

PARITY-CHECKED STRASSEN ALGORITHM

HSIN-PO WANG AND IWAN DUURSMA

ABSTRACT. To multiply astronomic matrices using parallel workers subject to straggling, we recommend interleaving checksums with some fast matrix multiplication algorithms. Nesting the parity-checked algorithms, we weave a product code flavor protection.

Two demonstrative configurations are as follows: (A) 9 workers multiply two 2×2 matrices; each worker multiplies two linear combinations of entries therein. Then the entry products sent from any 8 workers suffice to assemble the matrix product. (B) 754 workers multiply two 9×9 matrices. With empirical frequency 99.8%, 729 workers suffice, wherein 729 is the complexity of the schoolbook algorithm.

In general, we propose probability-wisely favorable configurations whose numbers of workers are close to, if not less than, the thresholds of other codes (e.g., entangled polynomial code and PolyDot code). Our proposed scheme applies recursively, respects worker locality, incurs moderate pre- and post-processes, and extends over small finite fields.

1. INTRODUCTION

Matrix multiplication is a pivotal operation in all of engineering, science, and mathematics. As problems and challenges in these areas grow in magnitude, so do the underlying matrices. The demand is to multiply matrices speedily, securely, and secretly.

With today's technology, it is possible to assign a difficult computational job—be it matrix multiplication or other—to numerous interconnected devices. The head device, called the *manager*, pre-processes the job and allocates the workloads to some other devices in the network, called the *workers*. Each worker works out the assigned task in parallel, and submits the outcome back to the manager as soon as it finishes. The manager gathers those answers, post-processes, and declares completion.

Workers encounter turbulence in their workflow. It is not uncommon to see that a minority of workers, termed *stragglers*, return their answers significantly later than the majority. Idling, the manager as well as the punctual workers have no choice but to wait for the stragglers to catch up.

To counter the turbulence, a thoughtful manager designs and distributes redundant tasks to workers such that it is able to assemble the final output from but a portion of worker answers. A plain tactic is to assign repetitive tasks to multiple workers, and hope that they do not straggle all at once. As a motivating example, say there are 100 workers and 10 tasks. For the i th task, for each $1 \leq i \leq 10$, assign the worker labeled (i, j) , for all $1 \leq j \leq 10$, to do the task. let $T_{(i,j)}$ be the time

2020 *Mathematics Subject Classification.* Primary 94B05, 68W10; Secondary 05B35.

the worker spends. Then tasks are all done at time

$$\max_{1 \leq i \leq 10} \min_{1 \leq j \leq 10} T_{(i,j)}.$$

For simple, unstructured jobs, repetition seems to be the only remedy, and is found good enough in practice.

For linear operations—for instance matrix-vector multiplication—the methodology of coding comes into play. Unlike repetition, a linear combination like $A_1 + A_2$ serves as a backup of A_1 when A_2 is known, and serves as a backup of A_2 when A_1 is known. As a result of linearity, any two out of A_1x , A_2x , and $(A_1 + A_2)x$ lead to the final matrix-vector product

$$\begin{bmatrix} A_1 \\ A_2 \end{bmatrix} x = \begin{bmatrix} A_1x \\ A_2x \end{bmatrix} = \begin{bmatrix} 1 & \\ -1 & 1 \end{bmatrix} \begin{bmatrix} A_1x \\ (A_1 + A_2)x \end{bmatrix} = \begin{bmatrix} 1 & -1 \\ & 1 \end{bmatrix} \begin{bmatrix} (A_1 + A_2)x \\ A_2x \end{bmatrix}.$$

In formal notation, this is the $[3, 2, 2]$ -Hamming code whose generator matrix is $\begin{bmatrix} 101 \\ 011 \end{bmatrix}^\top$.

In general, to obtain Ax when A is about a square matrix and x is a thin matrix, the manager adds redundancy to A as follows: Prepare a tall generator matrix G to form $\tilde{A} := GA$. Then, send the i th row of \tilde{A} to the i th worker and ask the latter to evaluate the dot product with x . The manager collects the dot products from the workers and declares completion if it finds the corresponding rows of G full-rank. To be precise, let $P_{\mathcal{I}}$ be the restriction to the rows indexed by \mathcal{I} . Then $P_{\mathcal{I}}(\tilde{A}x) = (P_{\mathcal{I}}G)Ax$ is the collection of the dot products the manager receives, where \mathcal{I} is the indices of the workers that return. Consequently, $(P_{\mathcal{I}}G)^{-1}P_{\mathcal{I}}(\tilde{A}x) = Ax$ whenever a left inverse of $P_{\mathcal{I}}G$ is defined. Within this framework, the overall time spent at the workers is

$$\min_{\mathcal{I}} \max_{i \in \mathcal{I}} T_i.$$

T_i is the time the i th worker spends. The minimum is over all \mathcal{I} that make $P_{\mathcal{I}}G$ easy to invert.

In reality, preparing a “good” G is subject to various contradictory constraints. For one, we want $P_{\mathcal{I}}G$ invertible for as many \mathcal{I} ’s as possible. The optimality is reached when G is a generator matrix of an MDS code, and is approximated when G is a random matrix. In [LLP⁺18], the MDS approach was considered. The authors estimated the (theoretically) best worker time

$$\min_{|\mathcal{I}|=m} \max_{i \in \mathcal{I}} T_i = \text{the } m\text{th least quantity among } T_1, T_2, \dots, T_{\#\text{workers}},$$

where m is the width of A , the height of x . And they compared it with the naïve worker time $\max_{1 \leq i \leq m} T_i$.

Whereas the worker time is minimized, other costs emerge. In [DCG16], it was addressed that executing long dot products is prone to errors. Whence, they further divide the rows of $\tilde{A} := GA$ into smaller segments. Workers now execute short dot products, hence the name *Short-Dot code*.

Other costs include the burden to invert $P_{\mathcal{I}}G$ when G is MDS or random. To that end, polar coding was applied in [BP19]. Since polar code achieves capacity (especially over erasure channels), the manager waits for “a little bit more than m workers” to respond. In exchange for the “little bit more”, the decoding complexity at the manager side is vastly reduced. This speeds up the overall job.

As if capacity-achieving is not good enough, [MCS⁺20] proposed a G based on LT (Luby transform) code, a rateless code with low decoding complexity. With the

rateless property, the manager need not worry about the capacity of the workers and the rate of the code to be used. Rather, it simply issues a new dot product whenever a worker reports availability (after the latter finishes the last task or reboots). Like in the polar code case, the manager declares completion when the number of responses reaches a pre-set bar that is slightly greater than n .

Other concerns in this corner include assigning heavier tasks to more powerful workers. This is done by sending unequal numbers of rows of $\tilde{A} := GA$ to heterogeneous workers [RPPA19]. Yet another concern is the communication cost [SGR19]. Beyond this point, the marginal gain in performance seems to come from the understanding of the context (e.g., the MapReduce framework or the hardware). In this paper, however, we do not touch these aspects of computation.

1.1. Coded matrix multiplication. In calculating matrix-matrix multiplication $AB = C$, the bilinear nature is exploited to help defeat stragglers. On top of adding redundancies to A , one may add redundancies to B . That is, choose generator matrices G, H to form $\tilde{A} := GA$ and $\tilde{B} := BH$. Broadcast rows of \tilde{A} and columns of \tilde{B} to workers, and let them evaluate the dot products. The manager collects the dot products, and “fills in the blanks” (i.e., to infer the unknowns) whenever possible.

Two possible rules to derive a blank dot product are available: Vertically, G introduces relations among the entries in the same column of $\tilde{A}\tilde{B}$. The relation reads $G^\perp(\tilde{A}\tilde{B}) = 0$ for any G^\perp that annihilates G from the left (i.e., $G^\perp G = 0$). Horizontally, H introduces relations among the entries in the same row of $\tilde{A}\tilde{B}$. The relation reads $(\tilde{A}\tilde{B})H^\perp = 0$ for all H^\perp such that $HH^\perp = 0$. The manager applies the two Sudoku-like rules alternatively to maximize the recovery.

This concept that a data matrix $M \in \mathbb{F}^{\ell \times n}$ has annihilators (or *parity checks*) from both sides is not new; the debut dates back to Elias [Eli54]. In fact, Elias’s construction starts with a multi-dimensional array and injects redundancies along every cardinal direction. This construction is named *product codes* or *turbo product codes* (TPC). For more on this topic, see a review paper [MAS16] with a three-figure list of references. Note that its dual construction is called, equivocally, product codes or tensor product codes [Wol06]. In this paper, we only refer to the former, primary product codes, not to the dual constructions.

Back to distributed computation. Usage of TPC in matrix-matrix multiplication is first seen in the context of algorithm-based fault tolerance [KA84] and later in machine-learning-driven works. We overview the latter below.

Same as in the matrix-vector case, the hardness in the matrix-matrix case is how to design G and H to optimize over numerous considerations. In [LSR17], for instance, both G and H are MDS; and the authors estimated the asymptote of the worker time under a probabilistic model.

Knowing that MDS codes are hard to decode, [BLOR18] suggested tensor powers of the $[3, 2, 2]$ -Hamming code— $\begin{bmatrix} 1 & 0 & 1 \\ 0 & 1 & 1 \end{bmatrix}$ —playing as G^\top and as H . This gives the redundant product $\tilde{A}\tilde{B}$ a layout of multi-dimensional TPC, in lieu of being two-dimensional. The pros of this proposal is that all parity checks are utterly short, hence swift. The cons, on the contrary, is the low code rate. Our work shares common elements with this one and faces a similar trade-off. Incidentally, the impact on the code rate is mild in our case and we are able to spot a niche where our rate outruns others’.

In [WLS18], the authors copped with the complaint that G, H originating with good codes (especially MDS and random) tend to destroy the sparsity of a matrix. The authors recommended making G, H sparse, in a way that performs acceptably well while not creating too many nonzero entries.

[GWCR18] commented that a sparse matrix usually undergoes a process so-called *sketching* to reduce its dimension; think of this as compressing (source-coding) a matrix while keeping its “meat” as faithfully as possible. The authors then suggested *over-sketching* a matrix to retain some of its redundancies, and turning the last bit of redundancies against the stragglers. This tactic is thus named *OverSketch*.

In the next subsection, we dive into other codes that fall outside the $(GA)(BH)$ vein. They are the codes we want to compete with.

1.2. Beyond bilinearity. It has come to a stage where the manager starts taking into account that AB is a product of matrices, not of integers or of polynomials. Whilst the $(GA)(BH)$ framework exploits the fact that A consists of rows and B consists of columns, one can also see A as a list of columns and B as a list of rows.

As part of the new perspective, *MatDot code* in [DFH⁺20] can be paraphrased as below: The manager prepares for each worker s a column vector $x_s \in \mathbb{F}^{m \times 1}$ and a row vector $y_s \in \mathbb{F}^{1 \times m}$, and asks it to compute $(Ax_s)(y_s B)$. The manager can recover $C := AB$ if the identity matrix is in the span of $x_s y_s$ over the punctual workers. To this end, the authors let $\zeta_s \in \mathbb{F}$ be distinct scalars, and let

$$x_s := [1 \quad \zeta_s \quad \cdots \quad \zeta_s^{n-1}]^\top, \quad y_s := [\zeta_s^{n-1} \quad \cdots \quad \zeta_s \quad 1].$$

This implies that each $x_s y_s$ is a Toeplitz matrix, and any $2n - 1$ many $x_s y_s$ span the space of Toeplitz matrices, in which the identity matrix lies. The number $2n - 1$ is referred to as the *recovery threshold* of MatDot coding.

In parallel to MatDot code, *polynomial code* in [YMA20] can be paraphrased as below: The manager prepares for each worker s a row vector $g_s \in \mathbb{F}^{1 \times \ell}$ and a column vector $h_s \in \mathbb{F}^{n \times 1}$, and asks it to compute $(g_s A)(B h_s)$. The manager can decode AB if the span of $h_s g_s$ over the punctual workers is the space of all matrices. This criterion is derived from $(g_s A)(B h_s) = \text{tr}(g_s A B h_s) = \text{tr}((h_s g_s)(AB))$. Since $\text{tr}(\bar{X}^\top Y)$ is the Frobenius inner product of matrices X and Y , one can decode Y (in this case, AB) if a set of X 's (in this case, $h_s g_s$) span the space of matrices. To accomplish the best threshold, the authors let $\zeta_s \in \mathbb{F}$ be distinct scalars, and let

$$g_s := [1 \quad \zeta_s \quad \cdots \quad \zeta_s^{\ell-1}], \quad h_s := [1 \quad \zeta_s^\ell \quad \cdots \quad \zeta_s^{(n-1)\ell}]^\top.$$

Here, the height of A is ℓ and the width of B is n . As $h_s g_s$ consists of contiguous powers of ζ_s , the recovery threshold of polynomial coding is ℓn .

MatDot code and polynomial code generalize. *PolyDot code* (PDC) in [DFH⁺20] lets worker s compute $(g_s A x_s)(y_s B h_s)$ for some vectors g_s, h_s, x_s, y_s that contain powers of ζ_s . When ℓ (the height of A) coincides with n (the width of B), they are able to achieve a threshold of $\ell(2m - 1)n$. Likewise, *entangled polynomial code* (EPC) in [YMA20] lets worker s compute the same product $(g_s A x_s)(y_s B h_s)$ with g_s, h_s, x_s, y_s consisting of a different set of powers of ζ_s . The threshold they achieve is $\ell m n + m - 1$.

When $m = 1$, both PDC and EPC degenerate to polynomial coding, and the thresholds become $\ell(2m - 1)n = \ell m n + m - 1 = \ell n$. This quantity happens to be the bilinear rank (in fact, the border rank) of matrix multiplication of type $\langle \ell, 1, n \rangle$ [Blä13, Lemma 7.1]. That is to say, the threshold ℓn is optimal in this

$m = 1$ case. When $m \geq 2$, especially when $\ell = m = n \geq 2$, EPC's threshold $\ell mn + m - 1$ is better than PDC's $\ell(2m - 1)n$. Meanwhile, the bilinear rank is subcubic— $\text{rank}\langle m, m, m \rangle \approx m^\omega$ for some $\omega < 2.3729$ [LG14, AW20]. This evinces some room for improvement.

This work starts from some fast matrix multiplications, inserts redundancies into those algorithms, and then concatenates them like a TPC does to its constituent codes. As long as our strategy stays close enough to the subcubic complexity, the threshold dominates the cubic ones of PDC and EPC. Even if our thresholds exceed the competitors', there is a chance that our manager declares completion before theirs. This reflects the fact that TPC, even though having a bad minimum distance, performs fairly well in the stochastic, chaotic wild.

1.3. Complexity convention. Throughout this work, the matrices A and B are thought to have entries coming from an algebra \mathbb{A} over a large enough field \mathbb{F} —for instance, \mathbb{F} is complex numbers and \mathbb{A} is 1,024-by-1,024 matrices. We presume that storage, communication, logic, arithmetic in \mathbb{F} , addition in \mathbb{A} , and scalar multiplication $\mathbb{F} \times \mathbb{A} \rightarrow \mathbb{A}$ are negligibly cheap; and focus on the number of entry multiplications $\mathbb{A} \times \mathbb{A} \rightarrow \mathbb{A}$ as the measurement of complexity. Unless stated otherwise, one worker carries out one entry multiplication and replies. Other cheap operations can be executed by either the manager or the workers.

1.4. Organization of the paper. Section 2 briefs Strassen's fast multiplication. Section 3 brings in the idea about how to inject checksums into fast multiplication. Section 4 presents Laderman's instruction for 3×3 matrices followed by checksums. Section 5 elaborates on the relation of error-correction to the matroid structure. Section 6 concatenates checked algorithms and elaborates why it boosts resiliency. Section 7 unionizes the concatenations to protect better than the sum of its parts. Section 8 contains plots for probabilistic analysis.

2. STRASSEN THE FAST MATRIX MULTIPLICATION

The main theme of the present paper is to calculate the matrix-matrix multiplication

$$\begin{bmatrix} A_{11} & A_{12} \\ A_{21} & A_{22} \end{bmatrix} \star \begin{bmatrix} B_{11} & B_{12} \\ B_{21} & B_{22} \end{bmatrix} = \begin{bmatrix} C_{11} & C_{12} \\ C_{21} & C_{22} \end{bmatrix}$$

defined by

$$C_{ik} := \sum_{j=1}^2 A_{ij} B_{jk}.$$

Hereafter, both juxtaposition and star \star mean multiplication. We put \star at the ones we want to highlight (usually the calculation bottleneck).

Let $J_{11}, J_{12}, J_{21}, J_{22}$ be the matrices with a 1 at the specified position, and zeros elsewhere; they form a basis of $\text{Mat}(2, 2)$, the vector space of 2-by-2 matrices. Let $J_{11}^\vee, J_{12}^\vee, J_{21}^\vee, J_{22}^\vee$ be the dual basis. Then, the matrix multiplication as a linear map

$$\star: \text{Mat}(2, 2) \times \text{Mat}(2, 2) \longrightarrow \text{Mat}(2, 2)$$

lifts to the *multiplication tensor*

$$\begin{aligned} \langle 2, 2, 2 \rangle &\in \text{Mat}(2, 2)^\vee \otimes \text{Mat}(2, 2)^\vee \otimes \text{Mat}(2, 2), \\ \langle 2, 2, 2 \rangle &:= (J_{11}^\vee \otimes J_{11}^\vee + J_{12}^\vee \otimes J_{21}^\vee) \otimes J_{11} + (J_{11}^\vee \otimes J_{12}^\vee + J_{12}^\vee \otimes J_{22}^\vee) \otimes J_{12} \\ &\quad + (J_{21}^\vee \otimes J_{11}^\vee + J_{22}^\vee \otimes J_{21}^\vee) \otimes J_{21} + (J_{21}^\vee \otimes J_{12}^\vee + J_{22}^\vee \otimes J_{22}^\vee) \otimes J_{22}. \end{aligned}$$

For general parameters, the multiplication tensor is

$$\langle \ell, m, n \rangle := \sum_{i=1}^{\ell} \sum_{j=1}^m \sum_{k=1}^n J_{ij}^{\vee} \otimes J_{jk}^{\vee} \otimes J_{ik} \in \text{Mat}(\ell, m)^{\vee} \otimes \text{Mat}(m, n)^{\vee} \otimes \text{Mat}(\ell, n).$$

The question that is deeply connected to the computational complexity is, What is the rank of $\langle \ell, m, n \rangle$? The *rank* is the minimum number r such that the multiplication tensor can be expressed as

$$(1) \quad \langle \ell, m, n \rangle = \sum_{s=1}^r X_s^{\vee} \otimes Y_s^{\vee} \otimes Z_s$$

for some $(X_s^{\vee}, Y_s^{\vee}, Z_s) \in \text{Mat}(\ell, m)^{\vee} \times \text{Mat}(m, n)^{\vee} \times \text{Mat}(\ell, n)$ for each $1 \leq s \leq r$. The rank r is a measure for the number of entry multiplications an algorithm needs to evaluate $A \star B$. The less the rank is, the faster the algorithm evaluates. From the definition, it is clear that $\text{rank}\langle 2, 2, 2 \rangle \leq 8$, or $\text{rank}\langle \ell, m, n \rangle \leq \ell mn$. The inequality is, surprisingly, not tight.

2.1. An improvement. A manager hires seven workers and requests them to work on these seven entry multiplications (one line for each worker):

$$(2) \quad \begin{aligned} S^{(1)} &:= (A_{11} + A_{22}) \star (B_{11} + B_{22}), \\ S^{(2)} &:= (A_{21} + A_{22}) \star B_{11}, \\ S^{(3)} &:= A_{11} \star (B_{12} - B_{22}), \\ S^{(4)} &:= A_{22} \star (-B_{11} + B_{21}), \\ S^{(5)} &:= (A_{11} + A_{12}) \star B_{22}, \\ S^{(6)} &:= (-A_{11} + A_{21}) \star (B_{11} + B_{12}), \\ S^{(7)} &:= (A_{12} - A_{22}) \star (B_{21} + B_{22}). \end{aligned}$$

The next theorem by V. Strassen marked the epoch of fast matrix multiplication (FMM).

Theorem 1. [Str69] $S^{(1)}, S^{(2)}, \dots, S^{(7)}$ determine $C_{11}, C_{12}, C_{21}, C_{22}$.

Proof. Verify, by the definitions,

$$(4) \quad \begin{aligned} C_{11} &= S^{(1)} && + S^{(4)} - S^{(5)} && + S^{(7)}, \\ C_{12} &= && S^{(3)} && + S^{(5)} && , \\ C_{21} &= && S^{(2)} && + S^{(4)} && , \\ (5) \quad C_{22} &= S^{(1)} - S^{(2)} + S^{(3)} && && + S^{(6)} && . \end{aligned}$$

See [GM17] and its references for more intuitions. Formulas (2) to (3) and formulas (4) to (5) together are referred to as the *Strassen algorithm*. \square

Remark: How the intermediate variables—the S 's—are defined gives rise to these *algorithmic tensors* in $\text{Mat}(2, 2)^{\vee} \otimes \text{Mat}(2, 2)^{\vee}$:

$$(6) \quad \begin{aligned} \langle S^{(1)} \rangle &:= (J_{11}^{\vee} + J_{22}^{\vee}) \otimes (J_{11}^{\vee} + J_{22}^{\vee}), \\ \langle S^{(2)} \rangle &:= (J_{21}^{\vee} + J_{22}^{\vee}) \otimes J_{11}^{\vee}, \\ \langle S^{(3)} \rangle &:= J_{11}^{\vee} \otimes (J_{12}^{\vee} - J_{22}^{\vee}), \end{aligned}$$

$$\begin{aligned}
\langle S^{(4)} \rangle &:= J_{22}^\vee \otimes (-J_{11}^\vee + J_{21}^\vee), \\
\langle S^{(5)} \rangle &:= (J_{11}^\vee + J_{12}^\vee) \otimes J_{22}^\vee, \\
\langle S^{(6)} \rangle &:= (-J_{11}^\vee + J_{21}^\vee) \otimes (J_{11}^\vee + J_{12}^\vee), \\
(7) \quad \langle S^{(7)} \rangle &:= (J_{12}^\vee - J_{22}^\vee) \otimes (J_{21}^\vee + J_{22}^\vee).
\end{aligned}$$

Therefore, Theorem 1 is equivalent to the next corollary.

Corollary 2. $\langle 2, 2, 2 \rangle$ possesses rank 7 or less. More precisely,

$$\langle 2, 2, 2 \rangle \in \text{span}(\langle S^{(1)} \rangle, \langle S^{(2)} \rangle, \dots, \langle S^{(7)} \rangle) \otimes \text{Mat}(2, 2).$$

Proof. $\langle 2, 2, 2 \rangle$, the multiplication tensor in $\text{Mat}(2, 2)^\vee \otimes \text{Mat}(2, 2)^\vee \otimes \text{Mat}(2, 2)$, is

$$\begin{aligned}
&(\langle S^{(1)} \rangle + \langle S^{(4)} \rangle - \langle S^{(5)} \rangle + \langle S^{(7)} \rangle) \otimes J_{11} + (\langle S^{(3)} \rangle + \langle S^{(5)} \rangle) \otimes J_{12} \\
&+ (\langle S^{(2)} \rangle + \langle S^{(4)} \rangle) \otimes J_{21} + (\langle S^{(1)} \rangle + \langle S^{(3)} \rangle - \langle S^{(2)} \rangle + \langle S^{(6)} \rangle) \otimes J_{22},
\end{aligned}$$

which is equal to

$$\begin{aligned}
&\langle S^{(1)} \rangle \otimes (J_{11} + J_{22}) + \langle S^{(2)} \rangle \otimes (J_{21} - J_{22}) + \langle S^{(3)} \rangle \otimes (J_{12} - J_{22}) \\
&+ \langle S^{(4)} \rangle \otimes (J_{11} + J_{21}^\vee) + \langle S^{(5)} \rangle \otimes (J_{12} - J_{11}) + \langle S^{(6)} \rangle \otimes J_{22} + \langle S^{(7)} \rangle \otimes J_{11}.
\end{aligned}$$

Now $\langle S^{(1)} \rangle \otimes (J_{11} + J_{22})$ and the other six summands are of the form $X_s^\vee \otimes Y_s^\vee \otimes Z_s$ as in formula (1), hence the upper bound of 7.

Remark: It turns out that 7 is tight [Pan81]. Another remark: Traditionally, it is $\langle S^{(1)} \rangle \otimes (J_{11} + J_{22})$ that is defined to be an algorithmic tensor that constitutes the Strassen algorithm, and this theorem should have been stated as “ $\langle 2, 2, 2 \rangle \in$ the span of the seven algorithmic tensors” without the “ $\otimes \text{Mat}(2, 2)$ ” part. The remark at the end of Proposition 3 explains why we choose not to. \square

To sum up, seven entry products control the product of two 2-by-2 matrices. The problem is, the workers that will be calculating $S^{(1)}\text{--}S^{(7)}$ may cease to respond, hence the necessity to build a code around the S ’s to ensure erasure-resiliency. As pointed out in the introduction, repetition is sufficient but inefficient. Coded multiplication is shown to be superior, and is the solution applied in the sequel.

3. STRENGTHEN FOR DISTRIBUTED COMPUTATION

In this section, we define some “random” linear combinations of C_{ij} . These coefficients ought to be large, random numbers in \mathbb{F} , but we fix some small realizations to work with. When those combinations are linearly independent of Strassen’s blueprint—the S ’s—they become promising checksums that help the manager derive any missing datum.

We will add three checksums to the Strassen algorithm, one at a time.

3.1. First checksum. The manager makes two extra workers compute, along with $S^{(1)}\text{--}S^{(7)}$, these as backups

$$\begin{aligned}
S^{(8)} &:= (A_{11} + 2A_{21}) \star (-B_{11} + B_{12}), \\
S^{(9)} &:= (A_{12} + 2A_{22}) \star (-B_{21} + B_{22}).
\end{aligned}$$

We can now make our foremost contribution.

Proposition 3. *Symbols $S^{(1)}, S^{(2)}, \dots, S^{(9)}$ form a $[9, 8, 2]$ -MDS code. Any eight out of the nine determine $C_{11}, C_{12}, C_{21}, C_{22}$. To put it another way, one of the nine workers may straggle/crash but the manager will still manage to assemble C from the other workers' responses.*

Proof. Expand the following associativity equation

$$\begin{bmatrix} 1 & 2 \end{bmatrix} C \begin{bmatrix} -1 \\ 1 \end{bmatrix} = \left(\begin{bmatrix} 1 & 2 \end{bmatrix} A \right) \star \left(B \begin{bmatrix} -1 \\ 1 \end{bmatrix} \right).$$

The right-hand side is

$$\begin{bmatrix} A_{11} + 2A_{21} & A_{12} + 2A_{22} \end{bmatrix} \star \begin{bmatrix} -B_{11} + B_{12} \\ -B_{21} + B_{22} \end{bmatrix},$$

which is an inner product whose first summand/entry multiplication is $S^{(8)}$, and the second is $S^{(9)}$. In the meantime, the left-hand side of the equation is $-C_{11} + C_{12} - 2C_{21} + 2C_{22}$, where each C_{ij} is a linear combination of $S^{(1)}-S^{(7)}$. Expand the left-hand side down to the S 's; they induce a parity-check equation

$$(8) \quad S^{(1)} - 4S^{(2)} + 3S^{(3)} - 3S^{(4)} + 2S^{(5)} + 2S^{(6)} - S^{(7)} = S^{(8)} + S^{(9)}.$$

This yields a single parity-check code among symbols $S^{(1)}-S^{(9)}$. Therefore, any missing symbol can be restored by the rest. And then, the manager assimilates C_{11} to C_{22} via the second half of the Strassen algorithm (formulas (4) to (5)).

Remark: The proposition is equivalent to saying

$$\langle 2, 2, 2 \rangle \in \text{span}(\text{any eight out of } \langle S^{(1)} \rangle, \langle S^{(2)} \rangle, \dots, \langle S^{(9)} \rangle) \otimes \text{Mat}(2, 2)$$

where $\langle S^{(8)} \rangle, \langle S^{(9)} \rangle$ are defined in the way tensors (6) to (7) are. \square

We name this scheme *Pluto code*, after the International Astronomical Union reclassified Pluto as a dwarf planet, lowering the number of planets in the Solar System from nine to eight.

Pluto code can go one step further; make use of two additional workers to oppose to one more erasure.

3.2. Second checksum. Have two more workers compute, besides $S^{(1)}-S^{(9)}$,

$$\begin{aligned} S^{(10)} &:= (3A_{11} - A_{21}) \star (B_{11} + 2B_{12}), \\ S^{(11)} &:= (3A_{12} - A_{22}) \star (B_{21} + 2B_{22}). \end{aligned}$$

The upcoming proposition explains the resiliency provided by the first four backups.

Proposition 4. *Any nine out of $S^{(1)}, S^{(2)}, \dots, S^{(11)}$ determine $C_{11}, C_{12}, C_{21}, C_{22}$. To put it another way, two of the eleven computations may fail without endangering the overall result.*

Proof. First of all, expand a modified equation

$$\begin{bmatrix} 3 & -1 \end{bmatrix} C \begin{bmatrix} 1 \\ 2 \end{bmatrix} = \left(\begin{bmatrix} 3 & -1 \end{bmatrix} A \right) \star \left(B \begin{bmatrix} 1 \\ 2 \end{bmatrix} \right).$$

The left-hand side is $3C_{11} + 6C_{12} - C_{21} - 2C_{22}$, the right-hand side being

$$\begin{bmatrix} 3A_{11} - A_{21} & 3A_{12} - A_{22} \end{bmatrix} \star \begin{bmatrix} B_{11} + 2B_{12} \\ B_{21} + 2B_{22} \end{bmatrix}.$$

They induce an equation

$$(9) \quad S^{(1)} + S^{(2)} + 4S^{(3)} + 2S^{(4)} + 3S^{(5)} - 2S^{(6)} + 3S^{(7)} = S^{(10)} + S^{(11)}.$$

Consequence: $S^{(1)}-S^{(7)}$, $S^{(10)}$, and $S^{(11)}$ form a single parity-check code.

Now look at the parity-check matrix for $S^{(1)}-S^{(11)}$:

$$(10) \quad \begin{bmatrix} 1 & -4 & 3 & -3 & 2 & 2 & -1 & -1 & -1 \\ 1 & 1 & 4 & 2 & 3 & -2 & 3 & & -1 & -1 \end{bmatrix}$$

The first row corresponds to equation (8), the second to (9). It is clear that this matrix does not check an MDS code. That being said, one sees that all 2-by-2 minors of the first seven columns are nonzero. So this code fixes two erasures in the first seven symbols—the symbols we care about. Once $S^{(1)}-S^{(7)}$ are secured, continue the original Strassen algorithm.

Takeaway: We do not need the individual values of $S^{(8)}$ and $S^{(9)}$, but their sum. The same role is played by $S^{(10)}$ and $S^{(11)}$. Remark: This proposition is equivalent to saying

$$(2, 2, 2) \in \text{span}(\langle S^{(1)} \rangle, \langle S^{(2)} \rangle, \dots, \langle S^{(11)} \rangle) \otimes \text{Mat}(2, 2)$$

where $\langle S^{(10)} \rangle, \langle S^{(11)} \rangle$ are defined in a similar manner. We will not use the tensor language in the remaining of the paper. But it is worth keeping in mind that the determination of C_{ij} is nothing more than the membership of the corresponding tensors. \square

Corollary 5. *These nine symbols $S^{(1)}, S^{(2)}, \dots, S^{(7)}, (S^{(8)} + S^{(9)}), (S^{(10)} + S^{(11)})$ amount to a $[9, 7, 3]$ -MDS code.*

Proof. The parity-check matrix

$$\begin{bmatrix} 1 & -4 & 3 & -3 & 2 & 2 & -1 & -1 & -1 \\ 1 & 1 & 4 & 2 & 3 & -2 & 3 & & -1 \end{bmatrix}$$

is now MDS. (The last four columns of matrix (10) are merged into two.) \square

Corollary 6. *Tolerating one error, $S^{(1)}, S^{(2)}, \dots, S^{(11)}$ determine C_{11}, C_{12}, C_{21} , and C_{22} .*

Proof. An aftermath of the minimum distance being 3.

Remark: This work does not put too much emphasis on the error correction aspect. This corollary is to remind ourselves that the ability to fill in erasures is bound to the ability to detect and correct errors. \square

Whenever either $S^{(10)}$ or $S^{(11)}$ is erased, we can repair the erased one using any seven out of $S^{(1)}-S^{(7)}$ and $(S^{(8)} + S^{(9)})$. Whenever both $S^{(10)}, S^{(11)}$ are erased, we can repair neither because all we can learn is $(S^{(10)} + S^{(11)})$. This is another way to contrast the fact that $S^{(1)}-S^{(11)}$ are not MDS with the fact that $S^{(1)}-S^{(7)}$, $(S^{(8)} + S^{(9)})$, and $(S^{(10)} + S^{(11)})$ are MDS.

The phenomenon above is nowhere near a fatal deficit because the general direction is to repair the first seven symbols to pave the way for Strassen. Notwithstanding that, section 6 exposes that repairing the backup symbols $S^{(8)}-S^{(11)}$ could be helpful to the overall job. Before that, we attempt to install redundancy for one last time.

3.3. Third checksum. The manager can create as many backups as desired. So far the pattern seems to be: To tolerate one more erasure, hire two more workers. The pattern persists when the third checksum is added, whereas new difficulties come into sight.

Let workers compute, in addition to $S^{(1)}-S^{(11)}$,

$$S^{(12)} := (2A_{11} - 3A_{21}) \star (2B_{11} + B_{12}),$$

$$S^{(13)} := (2A_{12} - 3A_{22}) \star (2B_{21} + B_{22}).$$

Then an equation connecting $S^{(1)}-S^{(7)}$ to $S^{(12)}$ and $S^{(13)}$ is obtained from

$$\begin{bmatrix} 2 & -3 \end{bmatrix} C \begin{bmatrix} 2 \\ 1 \end{bmatrix} = \left(\begin{bmatrix} 2 & -3 \end{bmatrix} A \right) \star \left(B \begin{bmatrix} 2 \\ 1 \end{bmatrix} \right).$$

The parity-check matrix for $S^{(1)}-S^{(7)}, (S^{(8)} + S^{(9)}), (S^{(10)} + S^{(11)}), (S^{(12)} + S^{(13)})$ is thus:

$$(11) \quad \begin{bmatrix} 1 & -4 & 3 & -3 & 2 & 2 & -1 & -1 & & \\ 1 & 1 & 4 & 2 & 3 & -2 & 3 & & -1 & \\ 1 & -3 & -1 & -2 & -2 & -3 & 4 & & & -1 \\ \bullet & \bullet & & \bullet & & & & & & \\ \bullet & & \bullet & & \bullet & & & & & \\ \bullet & & & & & \bullet & \bullet & & & \end{bmatrix}$$

There are three zero minors, as indicated by the bullets.

Some minors vanish not because we chose inappropriate $S^{(12)}$ and $S^{(13)}$. Rather, this is because $(S^{(2)} - S^{(1)}), S^{(3)}, (S^{(4)} + S^{(1)}), S^{(5)}, S^{(6)}, S^{(7)}$ determine $C_{11}-C_{22}$ (look again at formulas (4) to (5)). In other words, the best we can learn about $S^{(1)}, S^{(2)}, S^{(4)}$ given the other S 's and C 's are the linear combinations $(S^{(2)} - S^{(1)})$ and $(S^{(4)} + S^{(1)})$. For the other two zero minors, similar aggregation can be stated—one is to replace $S^{(1)}, S^{(3)}, S^{(5)}$ by linear combinations $(S^{(3)} + S^{(1)})$ and $(S^{(5)} - S^{(1)})$; the other is replacing $S^{(1)}, S^{(6)}, S^{(7)}$ by $(S^{(6)} + S^{(1)})$ and $(S^{(7)} + S^{(1)})$.

In conclusion, we cannot hope to recover, say, $(S^{(1)}, S^{(2)}, S^{(4)})$ as a triple given $S^{(3)}$ and $S^{(5)}-S^{(13)}$, just like we cannot recover $(S^{(8)}, S^{(9)})$ as a pair given the others. That does not stop us from inferring $C_{11}-C_{22}$, though. The next lemma and proposition sum up the situation.

Lemma 7. *Each of the following three nonuples (9-tuples) is a $[9, 6, 4]$ -MDS code: $((S^{(2)} - S^{(1)}), S^{(3)}, (S^{(4)} + S^{(1)}), S^{(5)}, S^{(6)}, S^{(7)}, (S^{(8)} + S^{(9)}), (S^{(10)} + S^{(11)}), (S^{(12)} + S^{(13)}))$; $(S^{(2)}, (S^{(3)} + S^{(1)}), S^{(4)}, (S^{(5)} - S^{(1)}), S^{(6)}, S^{(7)}, (S^{(8)} + S^{(9)}), (S^{(10)} + S^{(11)}), (S^{(12)} + S^{(13)}))$; $(S^{(2)}, S^{(3)}, S^{(4)}, S^{(5)}, (S^{(6)} + S^{(1)}), (S^{(7)} + S^{(1)}), (S^{(8)} + S^{(9)}), (S^{(10)} + S^{(11)}), (S^{(12)} + S^{(13)}))$.*

Proof. They share the same parity-check matrix

$$\begin{bmatrix} -4 & 3 & -3 & 2 & 2 & -1 & -1 & & \\ 1 & 4 & 2 & 3 & -2 & 3 & & -1 & \\ -3 & -1 & -2 & -2 & -3 & 4 & & & -1 \end{bmatrix}$$

(deleting the first column from matrix (11)) and this is MDS. \square

Proposition 8. *Any ten out of $S^{(1)}, S^{(2)}, \dots, S^{(13)}$ determine $C_{11}, C_{12}, C_{21}, C_{22}$. To rephrase it, Pluto code tolerates three erasures out of thirteen computations.*

Proof. By the lemma. \square

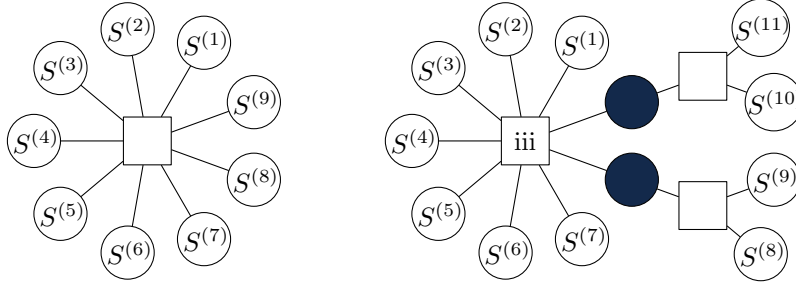


FIGURE 1. To the left: The Tanner graph that links $S^{(1)}\text{--}S^{(9)}$ (cf. Proposition 3). To the right: The Tanner graph that links $S^{(1)}\text{--}S^{(11)}$ (cf. Corollary 5). The check node labeled iii is an “MDS check” of minimum distance 3—it repairs any two variable nodes given the rest. Shaded are hidden (punctured) variable nodes, and they are $(S^{(8)} + S^{(9)})$ and $(S^{(10)} + S^{(11)})$, respectively.

It is no coincidence that the rows of the parity-check matrix are permutations of each other up to signs. We are informed by [Bur14] that a group action transfers $-S^{(2)}, S^{(3)}, S^{(4)}, -S^{(5)}, S^{(6)}, S^{(7)}$ to $S^{(3)}, S^{(7)}, -S^{(5)}, S^{(6)}, S^{(4)}, -S^{(2)}$. We choose carefully the definitions of $S^{(8)}, S^{(9)}$ and derive, according to the group law, the definitions of $S^{(10)}\text{--}S^{(13)}$. More on that in Appendix B.

It is also intentional that the parity-check matrix contains but multiples of 2 and 3. That implies that the one parity-check $S^{(1)}\text{--}S^{(9)}$ is MDS over all rings whose 2 and 3 are units. For $S^{(1)}\text{--}S^{(11)}$ to become MDS (in the manner of Corollary 5), there are $\binom{9}{2} = 45$ determinants to be inverted. Up to symmetries and signs, there are 23 unique determinants, and they are multiples of the first seven primes assuming our choices. (Sidenote: seven is not optimal!) For $S^{(1)}\text{--}S^{(13)}$ to become MDS (in the regard of Lemma 7), one can automate the checking that the determinants comprise the first seven primes.

From this point onward, it is not hard to see that every two more workers help conquer one more erasure/straggler. We stop at three checksums because the code rate is getting worse. If a manager wants to calculate 2-by-2 matrix products with as many as thirteen workers, it may make use of EPC and enjoy a threshold of nine. See also Appendix A for an approach to build Pluto with EPC-flavor checksums.

3.4. Tanner graph. We conclude this section with Tanner graphs in Figures 1 and 2. Tanner graphs refine and visualize the relation among $S^{(1)}\text{--}S^{(13)}$ stated in Proposition 3, Corollary 5, and Lemma 7. That is all we want to say about 2-by-2 matrices.

The next section develops Pluto codes upon 3-by-3 matrices.

4. LADERMAN ALGORITHM AND CHECKSUMS

In this section, let us turn our attention to 3-by-3 matrix multiplication:

$$(12) \quad \begin{bmatrix} A_{11} & A_{12} & A_{13} \\ A_{21} & A_{22} & A_{23} \\ A_{31} & A_{32} & A_{33} \end{bmatrix} \star \begin{bmatrix} B_{11} & B_{12} & B_{13} \\ B_{21} & B_{22} & B_{23} \\ B_{31} & B_{32} & B_{33} \end{bmatrix} = \begin{bmatrix} C_{11} & C_{12} & C_{13} \\ C_{21} & C_{22} & C_{23} \\ C_{31} & C_{32} & C_{33} \end{bmatrix}$$

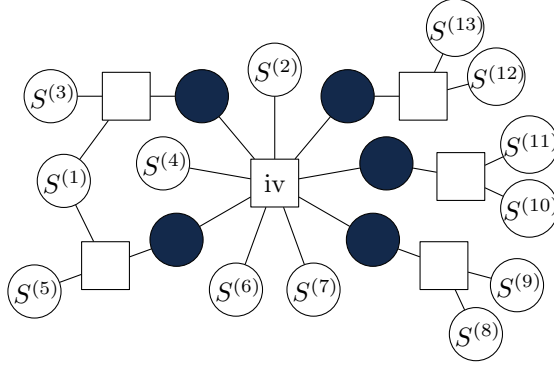


FIGURE 2. A Tanner graph for $S^{(1)}-S^{(13)}$. Cf. the second nonuple in Lemma 7. The hidden variables to the left are $(S^{(3)} + S^{(1)})$ and $(S^{(5)} - S^{(1)})$; to the right are $(S^{(8)} + S^{(9)})$, $(S^{(10)} + S^{(11)})$, and $(S^{(12)} + S^{(13)})$.

Laderman [Lad76] holds the current record that, instead of 27 entry multiplications, 23 suffice. Here are the definitions of $L^{(1)}-L^{(23)}$:

$$\begin{aligned}
L^{(1)} &:= (A_{11} + A_{12} + A_{13} - A_{21} - A_{22} - A_{32} - A_{33}) \star B_{22}, \\
L^{(2)} &:= (A_{11} - A_{21}) \star (-B_{12} + B_{22}), \\
L^{(3)} &:= A_{22} \star (-B_{11} + B_{12} + B_{21} - B_{22} - B_{23} - B_{31} + B_{33}), \\
L^{(4)} &:= (-A_{11} + A_{21} + A_{22}) \star (B_{11} - B_{12} + B_{22}), \\
L^{(5)} &:= (A_{21} + A_{22}) \star (-B_{11} + B_{12}), \\
L^{(6)} &:= A_{11} \star B_{11}, \\
L^{(7)} &:= (-A_{11} + A_{31} + A_{32}) \star (B_{11} - B_{13} + B_{23}), \\
L^{(8)} &:= (A_{11} - A_{31}) \star (-B_{13} + B_{23}), \\
L^{(9)} &:= (A_{31} + A_{32}) \star (-B_{11} + B_{13}), \\
L^{(10)} &:= (A_{11} + A_{12} + A_{13} - A_{22} - A_{23} - A_{31} - A_{32}) \star B_{23}, \\
L^{(11)} &:= A_{32} \star (-B_{11} + B_{13} + B_{21} - B_{22} - B_{23} - B_{31} + B_{32}), \\
L^{(12)} &:= (-A_{13} + A_{32} + A_{33}) \star (B_{22} + B_{31} - B_{32}), \\
L^{(13)} &:= (A_{13} - A_{33}) \star (B_{22} - B_{32}), \\
L^{(14)} &:= -A_{13} \star -B_{31}, \\
L^{(15)} &:= (A_{32} + A_{33}) \star (-B_{31} + B_{32}), \\
L^{(16)} &:= (-A_{13} + A_{22} + A_{23}) \star (B_{23} + B_{31} - B_{33}), \\
L^{(17)} &:= (A_{13} - A_{23}) \star (B_{23} - B_{33}), \\
L^{(18)} &:= (A_{22} + A_{23}) \star (-B_{31} + B_{33}), \\
L^{(19)} &:= A_{12} \star B_{21}, \\
L^{(20)} &:= A_{23} \star B_{32},
\end{aligned}$$

$$\begin{aligned}
L^{(21)} &:= -A_{21} \star -B_{13}, \\
L^{(22)} &:= -A_{31} \star -B_{12}, \\
L^{(23)} &:= A_{33} \star B_{33}.
\end{aligned}$$

So far, this is a character-by-character copy from [Lad76] except that $L^{(8)}$, $L^{(14)}$, $L^{(21)}$, and $L^{(22)}$ have both their factors changing signs, which leave $L^{(8)}$, $L^{(14)}$, $L^{(21)}$, and $L^{(22)}$ themselves unchanged. This highlights a dihedral symmetry among the 23 assignments as discussed in Appendix C. Listed below is the manager's recipe to cook C ; we reorder L 's to honor said symmetry:

$$\begin{aligned}
C_{11} &= L^{(6)} + L^{(14)} + L^{(19)}, \\
C_{12} &= L^{(14)} + L^{(6)} + L^{(4)} + L^{(5)} + L^{(1)} + L^{(15)} + L^{(12)}, \\
C_{21} &= L^{(6)} + L^{(14)} + L^{(16)} + L^{(17)} + L^{(3)} + L^{(2)} + L^{(4)}, \\
C_{13} &= L^{(14)} + L^{(6)} + L^{(7)} + L^{(9)} + L^{(10)} + L^{(18)} + L^{(16)}, \\
C_{31} &= L^{(6)} + L^{(14)} + L^{(12)} + L^{(13)} + L^{(11)} + L^{(8)} + L^{(7)}, \\
C_{22} &= L^{(6)} + L^{(4)} + L^{(5)} + L^{(20)} + L^{(2)}, \\
C_{23} &= L^{(14)} + L^{(16)} + L^{(17)} + L^{(21)} + L^{(18)}, \\
C_{33} &= L^{(6)} + L^{(7)} + L^{(9)} + L^{(23)} + L^{(8)}, \\
C_{32} &= L^{(14)} + L^{(12)} + L^{(13)} + L^{(22)} + L^{(15)}.
\end{aligned}$$

These 23 + 9 assignments are collectively called the *Laderman algorithm*. We next demonstrate how to install redundancy.

4.1. First checksum. To interleave backups with the Laderman algorithm, the following equation is utilized:

$$\begin{bmatrix} 1 & 2 & 3 \end{bmatrix} C \begin{bmatrix} 2 \\ -1 \\ 3 \end{bmatrix} = \left(\begin{bmatrix} 1 & 2 & 3 \end{bmatrix} A \right) \star \left(B \begin{bmatrix} 2 \\ -1 \\ 3 \end{bmatrix} \right)$$

The left-hand side is a linear combination of C_{11} – C_{33} , so it can be rewritten as a linear combination of $L^{(1)}$ – $L^{(23)}$. The right-hand side is an inner product that costs three entry multiplications; number them $L^{(24)}$, $L^{(25)}$, and $L^{(26)}$, respectively. More formally,

$$\begin{aligned}
L^{(24)} &:= (A_{11} + 2A_{21} + 3A_{31}) \star (2B_{11} - B_{12} + 3B_{13}), \\
L^{(25)} &:= (A_{12} + 2A_{22} + 3A_{32}) \star (2B_{21} - B_{22} + 3B_{23}), \\
L^{(26)} &:= (A_{13} + 2A_{23} + 3A_{33}) \star (2B_{31} - B_{32} + 3B_{33}).
\end{aligned}$$

Then the left-hand side

$$\begin{bmatrix} -1 & 2 & 4 & 1 & -3 & 21 & 18 & 15 & 12 & 3 & 6 & 2 & 3 & 17 & -4 & 13 & 10 & 9 & 2 & -2 & 6 & -3 & 9 \end{bmatrix} \begin{bmatrix} L^{(1)} \\ \vdots \\ L^{(23)} \end{bmatrix}$$

equals the right-hand side $(L^{(24)} + L^{(25)} + L^{(26)})$. Therefore, symbols $L^{(1)}$ – $L^{(26)}$ form a $[26, 25, 2]$ -MDS code. This summarizes the counterpart of Proposition 3.

Proposition 9. $L^{(1)}$ – $L^{(26)}$ form a $[26, 25, 2]$ -MDS code. Any 25 of them determine C_{11} – C_{33} .

4.2. Second checksum. In a similar manner, consider this equation:

$$\begin{bmatrix} 2 & -1 & 3 \end{bmatrix} C \begin{bmatrix} 1 \\ 3 \\ 2 \end{bmatrix} = (\begin{bmatrix} 2 & -1 & 3 \end{bmatrix} A) \star \left(B \begin{bmatrix} 1 \\ 3 \\ 2 \end{bmatrix} \right)$$

Index the three summands/entry products on the right-hand side by $L^{(27)}$, $L^{(28)}$, and $L^{(29)}$. Notationally,

$$L^{(27)} := (2A_{11} - A_{21} + 3A_{31}) \star (B_{11} + 3B_{12} + 2B_{13}),$$

$$L^{(28)} := (2A_{12} - A_{22} + 3A_{32}) \star (B_{21} + 3B_{22} + 2B_{23}),$$

$$L^{(29)} := (2A_{13} - A_{23} + 3A_{33}) \star (B_{31} + 3B_{32} + 2B_{33}).$$

They induce a parity-check equation—that

$$\begin{bmatrix} 6 & -4 & -1 & 2 & 3 & 17 & 13 & 9 & 10 & 4 & 3 & 18 & 12 & 21 & 15 & 1 & -3 & 2 & 2 & -3 & -2 & 9 & 6 \end{bmatrix} \begin{bmatrix} L^{(1)} \\ \vdots \\ L^{(23)} \end{bmatrix}$$

equals $(L^{(27)} + L^{(28)} + L^{(29)})$.

The two equations constitute a 2-by-25 parity-check matrix that happens to be MDS. Thus the symbols $L^{(1)}\text{--}L^{(23)}$ and $(L^{(24)} + L^{(25)} + L^{(26)})$ together with $(L^{(27)} + L^{(28)} + L^{(29)})$ form a $[25, 23, 3]$ -MDS code. This concludes the counterpart of Corollary 5.

Proposition 10. $L^{(1)}\text{--}L^{(23)}$, $(L^{(24)} + L^{(25)} + L^{(26)})$, and $(L^{(27)} + L^{(28)} + L^{(29)})$ form a $[25, 23, 3]$ -MDS code. Any 23 of them determine $C_{11}\text{--}C_{33}$.

We used symmetry to derive the checksums here, too. More elaboration on that in Appendix C. We invite readers to check out the paper [Bur15] for the full symmetry of the Laderman algorithm, especially if they want to optimize the prime factors of the minors/determinants. Readers should also check [HKS20] for other families of 3-by-3 algorithms that could have performed better than Laderman by any means.

4.3. More checksums. The story does not stop here. Every three extra workers grant the manager the ability to withstand one more erasure/straggler. Reminder: EPC has a threshold of 29; the manager should switch to EPC after two more rounds (i.e., when there are 35 workers in total).

Nonetheless, it gets harder to characterize the codes as they are farther away from being MDS. For instance, the Laderman algorithm with three checksums induces sixteen triples that behave like $S^{(1)}, S^{(2)}, S^{(4)}$ in the last section. They are enumerated in Figure 4.

As much as some triples break the MDS property, this phenomenon is working in our favor because missing such three symbols requires only two checksums to infer the final output. The next section generalizes the concept from the perspective of matroids.

5. MATROID THEORETICAL PERSPECTIVE

A subset like $\{S^{(1)}, S^{(2)}\}$ satisfies the following property: if the manager knows $\{S^{(1)}, S^{(2)}\}^{\mathbb{G}}$ and $C_{11}\text{--}C_{22}$, then it can infer both $S^{(1)}$ and $S^{(2)}$. We say the subset $\{S^{(1)}, S^{(2)}\}$ has rank 2 and nullity 0. In similar fashion, the subset $\{S^{(1)}, S^{(2)}, S^{(3)}\}$

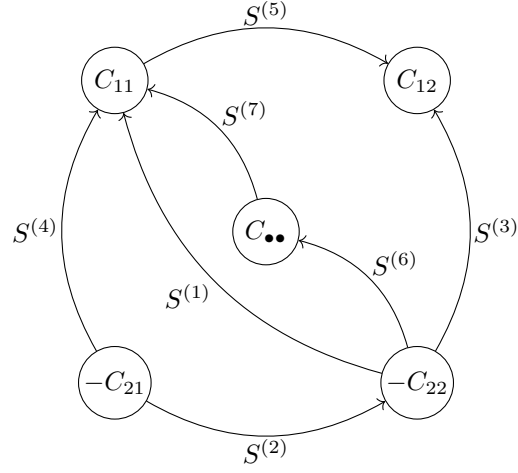


FIGURE 3. $C_{\bullet\bullet}$ is $-C_{11} - C_{22} + C_{21} + C_{22} = [-1 \ 1] C [1 \ 1]^\top$. The decoding part of Strassen induces a matroid structure, and is represented by this directed graph.

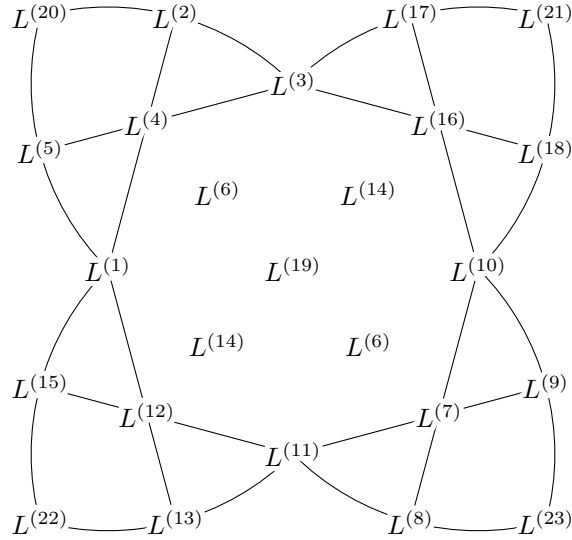


FIGURE 4. Inspired by the Fano plane. Symbols on the same arc are having nullity 1— they behave like $S^{(1)}, S^{(2)}, S^{(4)}$ in Lemma 7. For example, $L^{(1)}, L^{(2)}$, and $L^{(4)}$ do not lead to the MDS property until being replaced by two linear combinations thereof, namely $(L^{(1)} + L^{(4)})$ and $(L^{(2)} + L^{(4)})$. Three symbols, $L^{(6)}, L^{(14)}, L^{(19)}$, do not involve in any arc; their placements in this diagram reveal how the dihedral group order 8 acts on all the L 's. C.f. Appendix C.

is such that, if the manager knows $\{S^{(1)}, S^{(2)}, S^{(3)}\}^c$ and $C_{11}-C_{22}$, then it can infer all three of $S^{(1)}, S^{(2)}, S^{(3)}$; we say it has rank 3 and nullity 0. On the other hand, the subset $\{S^{(1)}, S^{(2)}, S^{(4)}\}$ is said to have rank 2 and nullity 1 because the manager can infer but two linear combinations thereof.

For general subsets, we let the rank be how many linear combinations the manager learns. And let the nullity be the degree of ambiguity/equivocation; it equals the size/cardinality of the subset minus the rank. Thus, for example, the ground set $\{S^{(1)}, \dots, S^{(7)}\}$ has rank 4 and nullity 3.

5.1. Strassen matroid. Can we predict how well the manager learns easier? A systematic treatment to describe the behavior of the subsets is as below: compress formulas (4) to (5) into a linear transformation represented by:

$$\begin{bmatrix} 1 & 0 & 0 & 1 & -1 & 0 & 1 \\ 0 & 0 & 1 & 0 & 1 & 0 & 0 \\ 0 & 1 & 0 & 1 & 0 & 0 & 0 \\ 1 & -1 & 1 & 0 & 0 & 1 & 0 \end{bmatrix}$$

Any subset of columns therein possesses properties like *cardinality*, *rank*, *nullity*, *corank*, etc. as in the matroid theory. And those terms coincide with our usage of rank and nullity in the last paragraph.

In fact, this Strassen-derived matrix/matroid can be made a (directed) graph. First negate the bottom two rows, then stack an extra row such that all columns add up to zero. The result is:

$$(13) \quad \begin{bmatrix} 1 & 0 & 0 & 1 & -1 & 0 & 1 \\ 0 & 0 & 1 & 0 & 1 & 0 & 0 \\ 0 & -1 & 0 & -1 & 0 & 0 & 0 \\ -1 & 1 & -1 & 0 & 0 & -1 & 0 \\ 0 & 0 & 0 & 0 & 0 & 1 & -1 \end{bmatrix}$$

The meaning of the new row, if anything, is how $S^{(1)}-S^{(7)}$ is mapped to $-C_{11} - C_{22} + C_{21} + C_{22} = [-1 \ 1] C [1 \ 1]^T$. Of Figure 3 this is the incidence matrix.

Its *corank-nullity polynomial* is thus defined. Remark: Historically, the same concept is captured under different names—Whitney numbers, Tutte polynomial, rank generating function, to name a few. We find nullity the proper property as it characterizes how many checksums are needed to compensate a missing subset. And corank is the dual of nullity. We compute the polynomial of matrix (13).

Proposition 11. *The corank-nullity polynomial for Strassen is, over all fields, $x^4 + 7x^3 + 21x^2 + 32x + 3x^2y + 20 + 15xy + 18y + 3xy^2 + 7y^2 + y^3$.*

Some interpretations of the monomials are: x^4 is the empty set; $7x^3$ means all one-subsets can be restored by the rest; $21x^2$ means all two-subsets can be restored by the rest; $3x^2y$ is the three three-subsets that cannot, as indicated below matrix (11); and y^3 is the ground set.

Uniqueness remark: [de 78] showed that the Strassen algorithm is essentially unique up to the trivial GL-actions (for instance, replacing A, B by $AR, R^{-1}B$). Thus the decoding matrix, or matrix (13), is unique up to signs and reordings. Since the decoding matrix is a directed graph, which is not sensitive to the field characteristic, we conclude that the corresponding matroid is constant across all fields. An implication is that the corank-nullity polynomial in Proposition 11 stays unchanged regardless of the context.

5.2. Laderman polynomial. Similar to the previous subsection, compression of the Laderman algorithm ends up with:

$$\begin{bmatrix} 0 & 0 & 0 & 0 & 0 & 1 & 0 & 0 & 0 & 0 & 0 & 0 & 0 & 1 & 0 & 0 & 0 & 0 & 1 & 0 & 0 & 0 & 0 \\ 1 & 0 & 0 & 1 & 1 & 1 & 0 & 0 & 0 & 0 & 0 & 1 & 0 & 1 & 1 & 0 & 0 & 0 & 0 & 0 & 0 & 0 & 0 \\ 0 & 0 & 0 & 0 & 0 & 1 & 1 & 0 & 1 & 1 & 0 & 0 & 0 & 1 & 0 & 1 & 0 & 1 & 0 & 0 & 0 & 0 & 0 \\ 0 & 1 & 1 & 1 & 0 & 1 & 0 & 0 & 0 & 0 & 0 & 0 & 0 & 1 & 0 & 1 & 1 & 0 & 0 & 0 & 0 & 0 & 0 \\ 0 & 1 & 0 & 1 & 1 & 1 & 0 & 0 & 0 & 0 & 0 & 0 & 0 & 0 & 0 & 0 & 0 & 0 & 0 & 0 & 1 & 0 & 0 & 0 \\ 0 & 0 & 0 & 0 & 0 & 0 & 0 & 0 & 0 & 0 & 0 & 0 & 0 & 1 & 0 & 1 & 1 & 1 & 0 & 0 & 1 & 0 & 0 & 0 \\ 0 & 0 & 0 & 0 & 0 & 1 & 1 & 1 & 0 & 0 & 1 & 1 & 1 & 1 & 0 & 0 & 0 & 0 & 0 & 0 & 0 & 0 & 0 & 0 \\ 0 & 0 & 0 & 0 & 0 & 0 & 0 & 0 & 0 & 0 & 0 & 1 & 1 & 1 & 1 & 0 & 0 & 0 & 0 & 0 & 0 & 0 & 1 & 0 \\ 0 & 0 & 0 & 0 & 0 & 1 & 1 & 1 & 1 & 0 & 0 & 0 & 0 & 0 & 0 & 0 & 0 & 0 & 0 & 0 & 0 & 0 & 0 & 1 \\ & & & & & 4 & & 8 & & 12 & & 16 & & 20 & & & & & & & & & & 1 \end{bmatrix}$$

We compute its corresponding polynomial.

Theorem 12. *Laderman's corank-nullity polynomial reads, over generic fields,*

$$\begin{aligned} & 127348 + 188514x + 148229x^2 + 78493x^3 + 30079x^4 + 8505x^5 + 1755x^6 + 253x^7 + 23x^8 + x^9 \\ & + 427578y + 442448xy + 242994x^2y + 87583x^3y + 21554x^4y + 3530x^5y + 350x^6y + 16x^7y \\ & + 779465y^2 + 569150xy^2 + 222202x^2y^2 + 56082x^3y^2 + 9181x^4y^2 + 896x^5y^2 + 40x^6y^2 \\ & + 990980y^3 + 507027xy^3 + 139626x^2y^3 + 24664x^3y^3 + 2708x^4y^3 + 164x^5y^3 + 4x^6y^3 \\ & + 961856y^4 + 339280xy^4 + 63942x^2y^4 + 7652x^3y^4 + 528x^4y^4 + 16x^5y^4 \\ & + 743144y^5 + 176918xy^5 + 21588x^2y^5 + 1640x^3y^5 + 60x^4y^5 \\ & + 466076y^6 + 73168xy^6 + 5276x^2y^6 + 230x^3y^6 + 4x^4y^6 \\ & + 238812y^7 + 24150xy^7 + 878x^2y^7 + 16x^3y^7 \\ & + 99647y^8 + 6341xy^8 + 88x^2y^8 \\ & + 33451y^9 + 1300xy^9 + 4x^2y^9 \\ & + 8835y^{10} + 198xy^{10} \\ & + 1770y^{11} + 20xy^{11} \\ & + 253y^{12} + xy^{12} \\ & + 23y^{13} \\ & + y^{14}. \end{aligned}$$

For characteristic 3, add a correction term of $-4 + 4xy$. For characteristic 2, add a correction term of $(-1 + xy)(4x^3 + 52x^2 + 290x + 8x^2y + 740 + 124xy + 786y + 20xy^2 + 465y^2 + 176y^3 + 40y^4 + 4y^5)$. (Notice the movement $1 \rightarrow xy$ of the masses.)

Some interpretations of the monomials are: x^9 is the empty set; $23x^8$ means all one-subsets can be restored by the rest; $\binom{23}{2}x^7$ means all two-subsets can be restored by the rest; $16x^7y$ is the sixteen three-subsets that cannot, as arranged in Figure 4; and y^{14} is the ground set.

Characteristic remark: The course to determine the corank-nullity polynomials is two-fold. Step one: We evaluate all full minors; they range from -2 to 3 . This means that the only places it could “go wrong” are when the characteristic is 2 or 3 . Step two: We evaluate the corank-nullity polynomials over $\mathbb{Q}, \mathbb{F}_2, \mathbb{F}_3$, and take the differences to see “what goes wrong”.

Since the incidence matrix of a directed graph has full minors ranging from -1 to 1 , the Laderman matroid cannot be a directed graph by contraposition. The best we can hope for is some contractions-restrictions that lead to directed graphs, and we did find some instances in Appendix D.

The corank-nullity polynomials help us estimate the probabilistic performance of Pluto coding. See Figure 10 for the prediction for the parity-checked Laderman algorithms. For the parity-checked Strassen algorithms (Figure 9), the estimate

falls below the actual performance because $S^{(6)}$ – $S^{(19)}$ can fix each other, which is not taken into consideration here.

There are much more that can be said regarding this topic; we leave them for future works. The next section discusses the concatenation of Pluto codes—how to build compound strategies for larger matrices out of the Strassen and Laderman algorithms.

6. RECURSIVE STRATEGY, ITERATIVE RECOVERY

To forge (say) $S^{(1)}$, a worker is to multiply $A_{11} + A_{22}$ with $B_{11} + B_{22}$. The left factor/multiplier $A_{11} + A_{22}$ would be a huge matrix granted that the original matrix A is a gigantic one. The same judgement applies to the right factor/multiplicand $B_{11} + B_{22}$ —it would be huge if B is gigantic. To multiply two huge matrices, the worker applies the Strassen algorithm one more time. First and the foremost, it subdivides $A_{11} + A_{22}$ into four large blocks. Assume this convention for the indices of the large blocks:

$$A_{ij} = \begin{bmatrix} A_{ij11} & A_{ij12} \\ A_{ij21} & A_{ij22} \end{bmatrix} \quad \text{and} \quad B_{ij} = \begin{bmatrix} B_{ij11} & B_{ij12} \\ B_{ij21} & B_{ij22} \end{bmatrix}.$$

That leads to

$$A_{\text{11}} + A_{\text{22}} = \begin{bmatrix} A_{\text{11}11} + A_{\text{22}11} & A_{\text{11}12} + A_{\text{22}12} \\ A_{\text{11}21} + A_{\text{22}21} & A_{\text{11}22} + A_{\text{22}22} \end{bmatrix}$$

and the same expansion with all the A 's replaced by B .

From here, the worker decomposes the huge multiplication behind $S^{(1)}$ into seven large products. The result, for the record, is

$$\begin{aligned} S^{(1)(1)} &:= ((A_{\text{11}11} + A_{\text{22}11}) + (A_{\text{11}22} + A_{\text{22}22})) \star ((B_{\text{11}11} + B_{\text{22}11}) + (B_{\text{11}22} + B_{\text{22}22})), \\ S^{(1)(2)} &:= ((A_{\text{11}21} + A_{\text{22}21}) + (A_{\text{11}22} + A_{\text{22}22})) \star (B_{\text{11}11} + B_{\text{22}11}), \\ S^{(1)(3)} &:= (A_{\text{11}11} + A_{\text{22}11}) \star ((B_{\text{11}12} + B_{\text{22}12}) - (B_{\text{11}22} + B_{\text{22}22})), \\ S^{(1)(4)} &:= (A_{\text{11}22} + A_{\text{22}22}) \star (-(B_{\text{11}11} + B_{\text{22}11}) + (B_{\text{11}21} + B_{\text{22}21})), \\ S^{(1)(5)} &:= ((A_{\text{11}11} + A_{\text{22}11}) + (A_{\text{11}12} + A_{\text{22}12})) \star (B_{\text{11}22} + B_{\text{22}22}), \\ S^{(1)(6)} &:= (-(A_{\text{11}11} + A_{\text{22}11}) + (A_{\text{11}21} + A_{\text{22}21})) \star ((B_{\text{11}11} + B_{\text{22}11}) + (B_{\text{11}12} + B_{\text{22}12})), \\ S^{(1)(7)} &:= ((A_{\text{11}12} + A_{\text{22}12}) - (A_{\text{11}22} + A_{\text{22}22})) \star ((B_{\text{11}21} + B_{\text{22}21}) + (B_{\text{11}22} + B_{\text{22}22})). \end{aligned}$$

Cf. formulas (2) to (3). Per demand, the backups will be defined to be

$$\begin{aligned} S^{(1)(8)} &:= ((A_{\text{11}11} + A_{\text{22}11}) + 2(A_{\text{11}12} + A_{\text{22}12})) \star (-(B_{\text{11}11} + B_{\text{22}11}) + (B_{\text{11}12} + B_{\text{22}12})), \\ S^{(1)(9)} &:= ((A_{\text{11}21} + A_{\text{22}21}) + 2(A_{\text{11}22} + A_{\text{22}22})) \star (-(B_{\text{11}21} + B_{\text{22}21}) + (B_{\text{11}22} + B_{\text{22}22})), \\ S^{(1)(10)} &:= (3(A_{\text{11}11} + A_{\text{22}11}) - (A_{\text{11}12} + A_{\text{22}12})) \star ((B_{\text{11}11} + B_{\text{22}11}) + 2(B_{\text{11}12} + B_{\text{22}12})), \\ S^{(1)(11)} &:= (3(A_{\text{11}21} + A_{\text{22}21}) - (A_{\text{11}22} + A_{\text{22}22})) \star ((B_{\text{11}21} + B_{\text{22}21}) + 2(B_{\text{11}22} + B_{\text{22}22})), \\ S^{(1)(12)} &:= (2(A_{\text{11}11} + A_{\text{22}11}) - 3(A_{\text{11}12} + A_{\text{22}12})) \star (2(B_{\text{11}11} + B_{\text{22}11}) + (B_{\text{11}12} + B_{\text{22}12})), \\ S^{(1)(13)} &:= (2(A_{\text{11}21} + A_{\text{22}21}) - 3(A_{\text{11}22} + A_{\text{22}22})) \star (2(B_{\text{11}21} + B_{\text{22}21}) + (B_{\text{11}22} + B_{\text{22}22})). \end{aligned}$$

Clearly, any eight out of $S^{(1)(1)}$ – $S^{(1)(9)}$ determine $S^{(1)}$. Any nine out of $S^{(1)(1)}$ – $S^{(1)(11)}$ determine $S^{(1)}$. Any ten out of $S^{(1)(1)}$ – $S^{(1)(13)}$ determine $S^{(1)}$.

Imagine that each $S^{(1)(t)}$ will be taken care of by one subordinate device, which we call a *second-level worker*, or simply a *2-worker*. When a second-level worker divides and distributes its sub-task further, the next layer are filled with *third-level workers*, or *3-workers*. And so on. The next subsection elaborates on the relation among the first- and second-level workers, which easily generalizes to all levels.

6.1. TPC structure inside. Some abstract notation better reveals the structure of TPC hidden within the square of Strassen. Let $\alpha_{ij}^{(s)}$ and $\beta_{ij}^{(s)} \in \mathbb{F}$ (where $1 \leq s \leq 13$ and $1 \leq i, j \leq 2$) be the scalars appearing in the parity-checked Strassen algorithms

$$S^{(s)} := \left(\sum_{ij} \alpha_{ij}^{(s)} A_{ij} \right) \star \left(\sum_{ij} \beta_{ij}^{(s)} B_{ij} \right).$$

Then, the left factor of $S^{(s)}$ becomes

$$\sum_{ij} \alpha_{ij}^{(s)} A_{ij} = \sum_{ij} \alpha_{ij}^{(s)} \begin{bmatrix} A_{ij11} & A_{ij12} \\ A_{ij21} & A_{ij22} \end{bmatrix} = \begin{bmatrix} \sum_{ij} \alpha_{ij}^{(s)} A_{ij11} & \sum_{ij} \alpha_{ij}^{(s)} A_{ij12} \\ \sum_{ij} \alpha_{ij}^{(s)} A_{ij21} & \sum_{ij} \alpha_{ij}^{(s)} A_{ij22} \end{bmatrix}$$

and the right factor of $S^{(s)}$ becomes

$$\sum_{ij} \beta_{ij}^{(s)} B_{ij} = \sum_{ij} \beta_{ij}^{(s)} \begin{bmatrix} B_{ij11} & B_{ij12} \\ B_{ij21} & B_{ij22} \end{bmatrix} = \begin{bmatrix} \sum_{ij} \beta_{ij}^{(s)} B_{ij11} & \sum_{ij} \beta_{ij}^{(s)} B_{ij12} \\ \sum_{ij} \beta_{ij}^{(s)} B_{ij21} & \sum_{ij} \beta_{ij}^{(s)} B_{ij22} \end{bmatrix}.$$

The s th worker, for each $1 \leq s \leq 13$, hereby applies another layer of Strassen to the multiplication that defines $S^{(s)}$. Let $S^{(s)(t)}$ be the t th sub-product that will be assigned to the t th second-level worker, for $1 \leq t \leq 13$. The left factor of $S^{(s)(t)}$ is thus

$$\sum_{kl} \alpha_{kl}^{(t)} \cdot (\text{the } kl\text{-sub-block of the left factor of } S^{(s)}) = \sum_{kl} \alpha_{kl}^{(t)} \sum_{ij} \alpha_{ij}^{(s)} A_{ijkl}.$$

The right factor of $S^{(s)(t)}$ is, by the same reasoning,

$$\sum_{kl} \beta_{kl}^{(t)} \cdot (\text{the } kl\text{-sub-block of the right factor of } S^{(s)}) = \sum_{kl} \beta_{kl}^{(t)} \sum_{ij} \beta_{ij}^{(s)} B_{ijkl}.$$

In summary,

$$(14) \quad S^{(s)(t)} = \left(\sum_{ijkl} \alpha_{ij}^{(s)} \alpha_{kl}^{(t)} A_{ijkl} \right) \star \left(\sum_{ijkl} \beta_{ij}^{(s)} \beta_{kl}^{(t)} B_{ijkl} \right).$$

It does not take too long to see that the expansion of $S^{(s)(t)}$ is symmetric between the outer ($s-i-j$) layer and the inner ($t-k-l$) layer. The symmetry is a free byproduct that helps us spot relations among $S^{(s)(t)}$.

Merely from the fact that $S^{(s)(1)} \dots S^{(s)(9)}$ is a tactic to calculate $S^{(s)}$ with backups, we deduce that (cf. equation (8))

$$S^{(s)(1)} - 4S^{(s)(2)} + 3S^{(s)(3)} - 3S^{(s)(4)} + 2S^{(s)(5)} + 2S^{(s)(6)} - S^{(s)(7)} = S^{(s)(8)} + S^{(s)(9)}.$$

By symmetry (cf. formula (14)), we deduce that

$$S^{(1)(t)} - 4S^{(2)(t)} + 3S^{(3)(t)} - 3S^{(4)(t)} + 2S^{(5)(t)} + 2S^{(6)(t)} - S^{(7)(t)} = S^{(8)(t)} + S^{(9)(t)}.$$

Equation (9) generalizes likewise:

$$\begin{aligned} S^{(s)(1)} + S^{(s)(2)} + 4S^{(s)(3)} + 2S^{(s)(4)} + 3S^{(s)(5)} - 2S^{(s)(6)} + 3S^{(s)(7)} &= S^{(s)(10)} + S^{(s)(11)}, \\ S^{(1)(t)} + S^{(2)(t)} + 4S^{(3)(t)} + 2S^{(4)(t)} + 3S^{(5)(t)} - 2S^{(6)(t)} + 3S^{(7)(t)} &= S^{(10)(t)} + S^{(11)(t)}. \end{aligned}$$

$S^{(1)(1)}$	$S^{(1)(2)}$	$S^{(1)(3)}$	$S^{(1)(4)}$	$S^{(1)(5)}$	$S^{(1)(6)}$	$S^{(1)(7)}$	$S^{(1)(8)}$	$S^{(1)(9)}$
$S^{(2)(1)}$	$S^{(2)(2)}$	$S^{(2)(3)}$	$S^{(2)(4)}$	$S^{(2)(5)}$	$S^{(2)(6)}$	$S^{(2)(7)}$	$S^{(2)(8)}$	$S^{(2)(9)}$
$S^{(3)(1)}$	$S^{(3)(2)}$	$S^{(3)(3)}$	$S^{(3)(4)}$	$S^{(3)(5)}$	$S^{(3)(6)}$	$S^{(3)(7)}$	$S^{(3)(8)}$	$S^{(3)(9)}$
$S^{(4)(1)}$	$S^{(4)(2)}$	$S^{(4)(3)}$	$S^{(4)(4)}$	$S^{(4)(5)}$	$S^{(4)(6)}$	$S^{(4)(7)}$	$S^{(4)(8)}$	$S^{(4)(9)}$
$S^{(5)(1)}$	$S^{(5)(2)}$	$S^{(5)(3)}$	$S^{(5)(4)}$	$S^{(5)(5)}$	$S^{(5)(6)}$	$S^{(5)(7)}$	$S^{(5)(8)}$	$S^{(5)(9)}$
$S^{(6)(1)}$	$S^{(6)(2)}$	$S^{(6)(3)}$	$S^{(6)(4)}$	$S^{(6)(5)}$	$S^{(6)(6)}$	$S^{(6)(7)}$	$S^{(6)(8)}$	$S^{(6)(9)}$
$S^{(7)(1)}$	$S^{(7)(2)}$	$S^{(7)(3)}$	$S^{(7)(4)}$	$S^{(7)(5)}$	$S^{(7)(6)}$	$S^{(7)(7)}$	$S^{(7)(8)}$	$S^{(7)(9)}$
$S^{(8)(1)}$	$S^{(8)(2)}$	$S^{(8)(3)}$	$S^{(8)(4)}$	$S^{(8)(5)}$	$S^{(8)(6)}$	$S^{(8)(7)}$	$S^{(8)(8)}$	$S^{(8)(9)}$
$S^{(9)(1)}$	$S^{(9)(2)}$	$S^{(9)(3)}$	$S^{(9)(4)}$	$S^{(9)(5)}$	$S^{(9)(6)}$	$S^{(9)(7)}$	$S^{(9)(8)}$	$S^{(9)(9)}$

FIGURE 5. The array of intermediate symbols to be figured out in multiplying 4×4 matrices. Backups are shaded. Each row is $[9, 8, 2]$ -MDS; each column is $[9, 8, 2]$ -MDS. Cf. [Eli54, Fig. 1].

Two more equations involving $S^{(s)(12)}$, $S^{(s)(13)}$, $S^{(12)(t)}$, $S^{(13)(t)}$ are omitted.

Consequence: Put $S^{(1)(1)} - S^{(9)(9)}$ in an array like Figure 5 does. Then each row is a standalone $[9, 8, 2]$ -MDS code; each column is a standalone $[9, 8, 2]$ -MDS code. Together, they weave a web of protection like a TPC does.

To decode, the manager examines every axis (an axis is a row or a column). If an axis contains nine known symbols, it is considered finished. If an axis contains eight known symbols and one unknown, the manager invokes the MDS relation to predict the missing one, and put it in the array despite the corresponding worker still running. If an axis contains two or more unknowns, skip for now. The manager executes the check iteratively while it is waiting for the workers to submit their answers; it declares completion if it learns $S^{(1)(1)} - S^{(7)(7)}$.

Hereafter, we refer to this calculation strategy as “ $9 \cdot 9$ ”. Its performance is analyzed in the sequel.

6.2. Stopping sets. Speaking of the recovery threshold (or equivalently, the minimum distance), this two-dimensional array of single parity-check codes does not possess a good one because four erasures ruin it (the square from $S^{(1)(1)}$ to $S^{(2)(2)}$). Despite the poor parameter, $9 \cdot 9$ resists probabilistic errors pretty well. To see this, we characterize exactly the completion criterion.

Construct a bipartite graph as follows: the s-part and the t-part each has nine vertices. For every cell in the array, an unknown $S^{(s)(t)}$ corresponds to an edge incident with vertex s of the s-part and vertex t of the t-part; a known $S^{(s)(t)}$ corresponds to a non-edge. Then, the manager can learn a new $S^{(s)(t)}$ if that edge is incident with a degree-one vertex (that is, if that $S^{(s)(t)}$ is the lonely unknown in its column or row). Repeat this knowledge-propagation process; the manager stops after running out of degree-1 vertices. At this moment, if any of $S^{(1)(1)} - S^{(7)(7)}$ remains as an edge, the manager cannot declare completion; otherwise it can. We summarize this paragraph as follows.

Theorem 13. *Assume $9 \cdot 9$, the strategy depicted in Figure 5. The manager declares completion when the 2-core of the corresponding bipartite graph does not contain any of the edges $S^{(1)(1)} - S^{(7)(7)}$.*

In LDPC (low-density parity-check) code terminology, a set of unknowns that prohibits the decoding from progressing is called a *stopping set*. The smallest (in

terms of cardinality) stopping sets in this case are 4-cycles. As it turns out, four randomly-chosen edges are unlikely to line up as a 4-cycle. Hence the said strategy withstands, with high probability, four erasures, sometimes even more. For the picture of a more detailed distribution, see section 8.

Move on to a new strategy “11 · 11”; more precisely, 11 workers compute $S^{(1)} - S^{(11)}$ by each hiring 11 second-level workers to compute $S^{(s)(1)} - S^{(s)(11)}$. The bipartite graph can be defined similarly with a slight modification: Start with eleven vertices on both sides, and place edges based on whether $S^{(s)(t)}$ is known. Then we merge the eighth and the ninth vertices, for each side; and we merge the tenth and the eleventh vertices, for each side. Finally, we remove repeated edges. Thus, for example, an edge connects the eighth vertex in the s-part to the ninth vertex in the t-part if $S^{(8)(10)}$, $S^{(8)(11)}$, $S^{(9)(10)}$, or $S^{(9)(11)}$ is unknown. Below goes the generalization of Theorem 13.

Theorem 14. *For strategy 11 · 11, the manager announces completion when the 3-core of the corresponding bipartite graph does not contain any of the edges $S^{(1)(1)} - S^{(7)(7)}$.*

6.3. Rectangular/cuboid generality. Earlier in this section, we demonstrated that a parity-checked Strassen algorithm can be *tensored* with itself to build a calculation scheme for greater matrices, whose decoding enjoys a TPC-flavor template. It happens that Pluto codes based on the Laderman algorithm can be tensored, too. In actuality, all Pluto codes can be tensored, including those that are already tensor products. Therefore, for example, one can tensor $S^{(1)} - S^{(9)}$ with $L^{(1)} - L^{(26)}$ to construct a Pluto code that multiplies 6×6 matrices. One can tensor $S^{(1)} - S^{(9)}$ with $S^{(1)(1)} - S^{(9)(9)}$ to multiply 8×8 matrices. And so forth.

The FMM literature uses the notion $\langle 2, 2, 2; 7 \rangle$ to convey the message that seven entry multiplications determine the product of two 2×2 matrices. We abuse this notion; write $\langle 2, 2, 2; 9 \rangle$ to express the calculation scheme $S^{(1)} - S^{(9)}$; write $\langle 2, 2, 2; 11 \rangle$ to express $S^{(1)} - S^{(11)}$; and write $\langle 2, 2, 2; 13 \rangle$ to express $S^{(1)} - S^{(13)}$. Readers can guess what are $\langle 3, 3, 3; 23 \rangle$ along with $\langle 3, 3, 3; 26 \rangle$ as well as $\langle 3, 3, 3; 29 \rangle$. In the new language we restate that tensoring is a versatile mechanism.

Theorem 15. *Let $\langle \ell, m, n; r \rangle$ and $\langle \ell', m', n'; r' \rangle$ be two Pluto codes. (They do not have to have any protection; raw FMM works, too.) Then there exists a Pluto code $\langle \ell\ell', mm', nn'; rr' \rangle$ that assumes the TPC template.*

Proof. Mimic what section 6.1 does to $\langle 2, 2, 2; 9 \rangle$ and $\langle 2, 2, 2; 9 \rangle$. \square

Pluto codes that are the tensor products of others are said to be *composite*. Otherwise they are said to be *prime*. A number of prime Pluto codes follow.

[HK71] proposed

$$\left\langle \ell, 2, n; \left\lceil \frac{3\ell n + \max(\ell, n)}{2} \right\rceil \right\rangle,$$

in particular $\langle 2, 2, 3; 11 \rangle$ and $\langle 3, 2, 3; 15 \rangle$. (And [Ale85] proved that $\langle 2, 2, 3; 11 \rangle$ is optimal over all fields). We might as well insert checksums to these algorithms to construct Pluto codes

$$\langle 2, 2, 3; 13 \rangle \cong \langle 3, 2, 2; 13 \rangle, \quad \langle 2, 3, 2; 14 \rangle, \quad \langle 3, 2, 3; 17 \rangle, \quad \langle 2, 3, 3; 18 \rangle \cong \langle 3, 3, 2; 18 \rangle.$$

(Details omitted.) Suitable tensor products of these Pluto codes multiply 6×6 , 12×12 , or even 18×18 matrices:

$$\langle 6, 6, 6; 234 \rangle = \langle 2, 2, 3; 13 \rangle \otimes \langle 3, 3, 2; 18 \rangle,$$

$$\begin{aligned}
\langle 6, 6, 6; 238 \rangle &= \langle 2, 3, 2; 14 \rangle \otimes \langle 3, 2, 3; 17 \rangle, \\
\langle 12, 12, 12; 2366 \rangle &= \langle 2, 2, 3; 13 \rangle \otimes \langle 2, 3, 2; 14 \rangle \otimes \langle 3, 2, 2; 13 \rangle, \\
\langle 18, 18, 18; 5508 \rangle &= \langle 2, 3, 3; 18 \rangle \otimes \langle 3, 2, 3; 17 \rangle \otimes \langle 3, 3, 2; 18 \rangle.
\end{aligned}$$

Note that the schoolbook complexity is $\langle 18, 18, 18; 5832 \rangle$, meaning that the Pluto code $\langle 18, 18, 18; 5508 \rangle$ relies on fewer workers; what is more, not all of them must reply to the manager.

Whereas Pluto code $\langle 12, 12, 12; 2366 \rangle$ is blown away by the schoolbook method $\langle 12, 12, 12; 1728 \rangle$, other building blocks seem a lot better:

$$\begin{aligned}
\langle 12, 12, 12; 1344 \rangle &= \langle 3, 3, 4; 32 \rangle \otimes \langle 4, 4, 3; 42 \rangle, \\
\langle 12, 12, 12; 1353 \rangle &= \langle 3, 4, 3; 33 \rangle \otimes \langle 4, 3, 4; 41 \rangle.
\end{aligned}$$

Here $\langle 3, 3, 4; 29 \rangle$ and $\langle 3, 4, 4; 38 \rangle$ are taken from [Smi13].

Explanation: Whether a composite Pluto code outperforms the naïve approach depends heavily on whether the bilinear ranks of the prime components are much less than the naïve complexities to begin with. For $\langle 2; 2; 2; 7 \rangle$ and $\langle 2, 2, 3; 11 \rangle$, adding as few as one checksum exceeds the naïve complexity. On the other hand, $\langle 2, 3, 3; 15 \rangle$ and $\langle 3, 3, 3; 23 \rangle$ afford one additional checksum, let alone even greater building blocks $\langle 3, 3, 4; 29 \rangle$ and $\langle 3, 4, 4; 38 \rangle$ who afford two. In the long run, the tensor powers of the “wealthy” ones show an advantage over the naïve methods, the latter including EPC and PDC. We give two gargantuan examples that support this argument: Pluto $\langle 3, 3, 3; 26 \rangle^{\otimes 3} = \langle 27, 27, 27; 17576 \rangle$ versus naïve $\langle 27, 27, 27; 19683 \rangle$. Pluto $\langle 3, 3, 4; 32 \rangle \otimes \langle 3, 4, 3; 33 \rangle \otimes \langle 4, 3, 3; 32 \rangle = \langle 36, 36, 36; 33792 \rangle$ versus naïve $\langle 36, 36, 36; 46656 \rangle$.

Outside this subsection, we identify a prime Pluto by the number of workers. Hence $7, 9, 11, \dots$ are those of type $\langle 2, 2, 2 \rangle$; and $23, 26, 29, \dots$ are those of type $\langle 3, 3, 3 \rangle$; and suchlike. There is one conflict at $\langle 2, 2, 2; 13 \rangle$ and $\langle 2, 2, 3; 13 \rangle$; they will be distinguishable from the context, otherwise we will specify.

6.4. Tree and flexibility. Another approach to nest and visualize Pluto codes is by means of hierarchy trees, as illustrated in Figure 6. In the figure, a manager is in charge of calculating $C := AB$. It divides the matrices into $A_{11} - B_{22}$, and then assigns the calculations of $S^{(1)} - S^{(9)}$ to nine workers. The s th worker (for each $1 \leq s \leq 9$) will further divide the left and right factors of $S^{(s)}$ into smaller pieces, and each piece will be handled by a second-level worker. Per personal considerations, workers may subdivide differently—one worker might subdivide into 3×3 pieces whilst others still do 2×2 . Workers are also free to decide how many backups they want, if at all.

Doing so, they mimic irregular LDPC codes with endless possibilities. Not only are irregular LDPC codes more flexible, but also strictly better than the regular ones. Intuitively speaking, the low-degree check nodes in an irregular LDPC damage the code rate but converge faster, while the high-degree check nodes honor the code rate but converge slower. The state-of-the-art irregular LDPC is a proper mixture of high- and low-degree check nodes that max out the said trade-off.

Later in section 8, we will experiment some strategies that are mostly regular/homogeneous tensor products of prime Pluto codes. Those have an obvious disadvantage that the number of required 2-workers are somewhat rigid, which forces the manager to prepare *exactly* that certain amount of 2-workers. What we offer in this

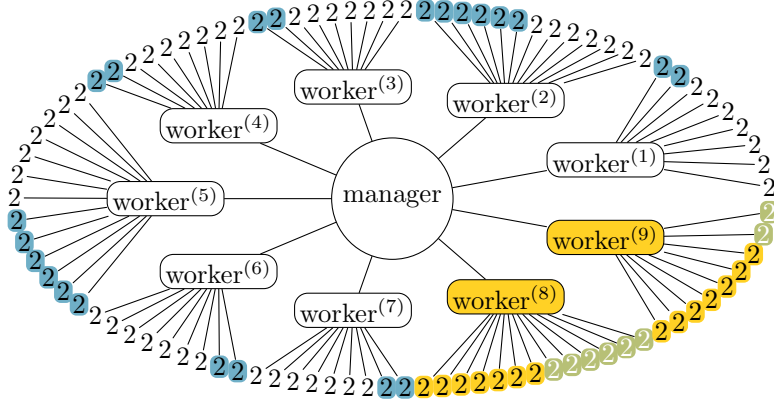


FIGURE 6. A manager breaks each of the two gigantic matrices A, B into four huge blocks, associating $S^{(1)}-S^{(9)}$ to nine workers. The shaded workers are the backups ($S^{(8)}$ and $S^{(9)}$). For each $1 \leq s \leq 9$, the s th worker breaks the huge blocks further, assigning $S^{(s)(1)}-S^{(s)(9)}$ to nine 2-workers (labeled “2”). The shaded 2-workers are the backups; the white-on-green ones are the backups of backups. Exception: Individual workers (2nd, 5th, and 8th) can hire four more 2-workers and assign them $S^{(s)(10)}-S^{(s)(13)}$.

subsection is that, by attaching superfluous 2-workers to random 1-workers or discarding putative 2-workers from arbitrary 1-workers, the total number of 2-workers may deviate from the designed quantity, whilst the aftereffect on the performance is supposedly indistinguishable. A more in-depth comparison on that subject is to be conducted.

The 3-by-3 discussion ends here. In the next section, we introduce another powerful technique to forge Pluto codes, which also brings irregularity/inhomogeneity into the graph.

7. UNION/GLUING STRATEGIES

This section is devoted to how to stack/overlay a TPC strategy as generated in the last section onto another strategy. We need some preparation.

Recall 4-by-4 matrices

$$A := \begin{bmatrix} A_{1111} & A_{1112} & A_{1211} & A_{1212} \\ A_{1121} & A_{1122} & A_{1221} & A_{1222} \\ A_{2111} & A_{2112} & A_{2211} & A_{2212} \\ A_{2121} & A_{2122} & A_{2221} & A_{2222} \end{bmatrix}$$

and B (indexed similarly). (Note that, under the usual convention, A_{ijkl} would have been indexed as $A_{(2i-2+k)(2j-2+l)\cdot}$.) To calculate $A \star B$, the manager might repeat a parity-checked Strassen algorithm twice, or introduce checksums to the squared Strassen algorithm. *It might as well do both.* The former, squaring a parity-checked algorithm, is what Figure 5 did. The latter, parity-checking a squared algorithm, is detailed below.

Consider this parity-check equation:

$$\begin{bmatrix} 1 & 1 & 1 & 1 \end{bmatrix} C \begin{bmatrix} 3 \\ 1 \\ 1 \\ 2 \end{bmatrix} = \begin{bmatrix} 1 & 1 & 1 & 1 \end{bmatrix} A \star \left(B \begin{bmatrix} 3 \\ 1 \\ 1 \\ 2 \end{bmatrix} \right)$$

The left-hand side is a linear combination of entries of C , so it is a linear combination of $S^{(1)(1)}-S^{(7)(7)}$. The right-hand side is a 1×4 vector dotting a 4×1 vector. Label the four entry products therein $\beta^{(50)}$, $\beta^{(51)}$, $\beta^{(52)}$, and $\beta^{(53)}$, respectively. Id est,

$$\beta^{(50)} := (A_{1111} + A_{1121} + A_{2111} + A_{2121}) \star (3B_{1111} + B_{1112} + B_{1211} + 2B_{1212}),$$

and $\beta^{(51)}-\beta^{(53)}$ are defined in the same way. Then a single parity-check code pops up.

Proposition 16. $S^{(1)(1)}-S^{(7)(7)}$ and $\beta^{(50)}-\beta^{(53)}$ make a $[53, 52, 2]$ -MDS code.

The following array catalogs the coefficients of $S^{(1)(1)}-S^{(7)(7)}$ in this relation:

$$(15) \quad \begin{bmatrix} 7 & 1 & 6 & 8 & -1 & 3 & 4 \\ 1 & 3 & -2 & 4 & -3 & -1 & 2 \\ 6 & -2 & 8 & 4 & 2 & 4 & 2 \\ 8 & 4 & 4 & 12 & -4 & 2 & 6 \\ -1 & -3 & 2 & -4 & 3 & 1 & -2 \\ 3 & -1 & 4 & 2 & 1 & 2 & 1 \\ 4 & 2 & 2 & 6 & -2 & 1 & 3 \end{bmatrix}$$

Why it is symmetric is left to readers.

By perturbing the coefficients in equation (7) dexterously, we might generate four more backups, which can be denoted by $\beta^{(54)}-\beta^{(57)}$. The game continues in a way that every four new β 's offer insurance against one more erasure.

So far, we have invented four types of backups:

- $S^{(s)(t)}$ for $1 \leq s \leq 7 < t$;
- $S^{(s)(t)}$ for $1 \leq t \leq 7 < s$;
- $S^{(s)(t)}$ for $7 < s, t$; and
- $\beta^{(49)}-\beta^{(53)}$ (and potentially four more).

It is up to the manager to decide how much insurance it intends to receive and which combinations of the insurance is cost-efficient. We analyze two union strategies in the next subsection.

7.1. Cutting short cycles. First consider the union of $7 \cdot 9$ and $49 + 4$. This union means that a total of 67 workers work out $S^{(1)(1)}-S^{(7)(9)}$ and $\beta^{(50)}-\beta^{(53)}$. For convenience, this scheme is denoted by $7 \cdot 9 \cup 53$ from now on. Tensoring takes precedence over unioning.

By Proposition 3, one erasure in $S^{(s)(1)}-S^{(s)(9)}$ (for every $1 \leq s \leq 9$) can be fixed. When there are more erasures than that, the β -part kicks in. Here goes a running example: Suppose all but $S^{(1)(1)}$, $S^{(1)(2)}$, and $S^{(2)(1)}$ are known, then $S^{(2)(2)}-S^{(2)(9)}$ fix $S^{(2)(1)}$. The manager is left with two unknowns, $S^{(1)(1)}$ and $S^{(1)(2)}$, constrained by two relations coming from $S^{(1)(1)}-S^{(1)(9)}$ and from $S^{(1)(1)}-S^{(7)(7)}$ plus $\beta^{(50)}-\beta^{(53)}$. One hopes that these two relations are “linearly independent”—that they impose uniquely solvable system of linear equations in $S^{(1)(1)}$ and $S^{(1)(2)}$. That indeed holds true, and not only for this particular example.

Theorem 17. $7 \cdot 9 \cup 53$ withstands one erasure on every axis parallel to the “9”-direction. Beyond that, it withstands one more erasure.

Proof. Suppose that there are still two unknowns after invoking Proposition 3.

If both unknowns are among $S^{(1)(8)}-S^{(7)(9)}$ and $\beta^{(50)}-\beta^{(53)}$, then all of $S^{(1)(1)}-S^{(7)(7)}$ are known, which yield the correct outcome. If exactly one unknown is among $S^{(1)(1)}-S^{(7)(7)}$ (call it $S^{(s)(t)}$ for $1 \leq s, t \leq 7$), then the other unknown must be either of the backup on the same row (call it $S^{(s)(\tau)}$ for $8 \leq \tau \leq 9$), otherwise Proposition 3 would have eliminated $S^{(s)(t)}$. This means that $\beta^{(50)}-\beta^{(53)}$ are all known, and the manager can invoke Proposition 16 to infer $S^{(s)(t)}$. The last case is when two unknowns are in the same row of the first seven columns.

It suffices to verify that, for the two remaining unknowns $S^{(s)(t)}$ and $S^{(s)(\tau)}$ (where $1 \leq s, t, \tau \leq 7$), the matrix

$$\begin{bmatrix} (s, t)\text{th entry of matrix (15)} & (s, \tau)\text{th entry of matrix (15)} \\ t\text{th coefficient of equation (8)} & \tau\text{th coefficient of equation (8)} \end{bmatrix}$$

is invertible. A brute-force approach confirms that this is true. \square

Now consider $9 \cdot 9$ union 53. This strategy has a total of 85 workers working on $S^{(1)(1)}-S^{(9)(9)}$ and $\beta^{(50)}-\beta^{(53)}$ in multiplying 4-by-4 matrices. From Theorem 13 we see that $S^{(1)(1)}-S^{(9)(9)}$ save against a single erasure in any axis, and is helpless facing cycles. Now the 53-part cuts the cycles.

Theorem 18. $9 \cdot 9 \cup 53$ resists any erasure pattern wherein the 2-core is edgeless. Moreover, knowing $\beta^{(50)}-\beta^{(53)}$ resists a 4-cycle as the 2-core.

Proof. When the 2-core is empty, Theorem 13 takes care of it. Suppose the 2-core is a 4-cycle. If the cycle overlaps with $S^{(1)(1)}-S^{(7)(7)}$ at at most one edge, Proposition 16 rules out the unknown edge. If the 4-cycle overlaps with $S^{(1)(1)}-S^{(7)(7)}$ at two edges, Theorem 17 handles the case regardless whether the two edges share the same s -value or t -value. The last possibility is when the 4-cycle lie entirely within $S^{(1)(1)}-S^{(7)(7)}$.

It suffices to verify that, for four unknowns $S^{(s)(t)}, S^{(s)(\tau)}, S^{(\sigma)(t)}, S^{(\sigma)(\tau)}$ (where $1 \leq s, \sigma, t, \tau \leq 7$), the matrix

$$(16) \quad \begin{bmatrix} (s, t)\text{th of (15)} & (s, \tau)\text{th of (15)} & (\sigma, \tau)\text{th of (15)} & (\sigma, t)\text{th of (15)} \\ t\text{th coef of (8)} & \tau\text{th coef of (8)} & \sigma\text{th coef of (8)} & t\text{th coef of (8)} \\ sth\text{ coef of (8)} & \sigma\text{th coef of (8)} & \tau\text{th coef of (8)} & \sigma\text{th coef of (8)} \\ sth\text{ coef of (8)} & \sigma\text{th coef of (8)} & \tau\text{th coef of (8)} & \sigma\text{th coef of (8)} \end{bmatrix}$$

is full-rank. Note that none of the coefficients are zero. Therefore the last four rows span the dual space of

$$\left[\frac{1}{s\text{-coef} \cdot t\text{-coef of (8)}} \quad \frac{-1}{s\text{-coef} \cdot \tau\text{-coef of (8)}} \quad \frac{1}{\sigma\text{-coef} \cdot \tau\text{-coef of (8)}} \quad \frac{-1}{\sigma\text{-coef} \cdot t\text{-coef of (8)}} \right].$$

It remains to show that this vector is not orthogonal to the first row of matrix (16). Symbolically, we want

$$\frac{(s, t)\text{th of (15)}}{s\text{-coef} \cdot t\text{-coef of (8)}} - \frac{(s, \tau)\text{th of (15)}}{s\text{-coef} \cdot \tau\text{-coef of (8)}} + \frac{(\sigma, \tau)\text{th of (15)}}{\sigma\text{-coef} \cdot \tau\text{-coef of (8)}} - \frac{(\sigma, t)\text{th of (15)}}{\sigma\text{-coef} \cdot t\text{-coef of (8)}} \neq 0.$$

A brute-force approach confirms this is true for all $1 \leq s, \sigma, t, \tau \leq 7$. \square



FIGURE 7. The union of three strategies: $7 \cdot 9$, $9 \cdot 7$, and $49 + 4$. The gluing identifies $7 \cdot 7$ (more concretely, $S^{(1)(1)} - S^{(7)(7)}$). Each of the first seven rows is $[9, 8, 2]$ -MDS; so is every length-9 column $[9, 8, 2]$ -MDS. The unshaded part and the parallelogramical-shaded part together is $[53, 52, 2]$ -MDS.

For the union strategy $7 \cdot 9 \cup 9 \cdot 7 \cup 53$ as depicted in Figure 7, the resiliency is presumably the same as stated in Theorem 18. The only difference is that $S^{(8)(8)} - S^{(9)(9)}$ are permanently unknown.

It is not difficult to see that, say, $9 \cdot 11 \cup 11 \cdot 9 \cup 57$ is also a valid union. The analysis of such higher-order protections is left for future works. We next go for higher-dimensional arrays.

7.2. Three-dimensional worker array. An 8×8 matrix is

- a 2×2 matrix of 2×2 matrices of 2×2 matrices,
- a 2×2 matrix of 4×4 matrices,
- a 4×4 matrix of 2×2 matrices, and
- a special data structure where the first 2×2 and the third 2×2 are treated as a 4×4 .

Different factorizations create endless compositions of error-correcting tactics. We discuss some in this section.

Figure 8 pictures a union of four strategies. In the middle is a $9 \times 9 \times 9$ array, which represent the third tensor power of $S^{(1)} - S^{(9)}$. Apart from the big cube there are three $2 \times 2 \times 9$ “pillars”. Each 2×2 slice of a pillar is a copy of $\beta^{(50)} - \beta^{(53)}$ attached to the 7×7 slice of $S^{(1)(1)} - S^{(7)(7)}$ that shares a common coordinate; each pillar consists of 9 such slices.

Here is how we refer to those strategies. Label the axes x , y , and z according to the right-hand law. The copies of $\beta^{(50)} - \beta^{(53)}$ perpendicular to the x -axis belongs to $9 \cdot 53$. The replicas of $\beta^{(50)} - \beta^{(53)}$ perpendicular to the z -axis belongs to $53 \cdot 9$. The duplicates of $\beta^{(50)} - \beta^{(53)}$ perpendicular to the y axis belongs to $\rho(53 \cdot 9)$, where ρ is the rotation that sends the x -, y -, and z -axes to the z -, x -, and y -axes (in Figure 8, it rotates 120° clockwise). In particular, $\rho(9 \cdot 53) = 53 \cdot 9$ and $(\rho \circ \rho)(53 \cdot 9) = 9 \cdot 53$.

Besides the aforementioned strategies, Figure 8 contains several interesting sub-strategies and inspires others. We cherry-pick some here.

- $9 \cdot 9 \cdot 9$ can fix a single erasure on any axis. A smallest stopping set is a $2 \times 2 \times 2$ cube (eight unknowns).

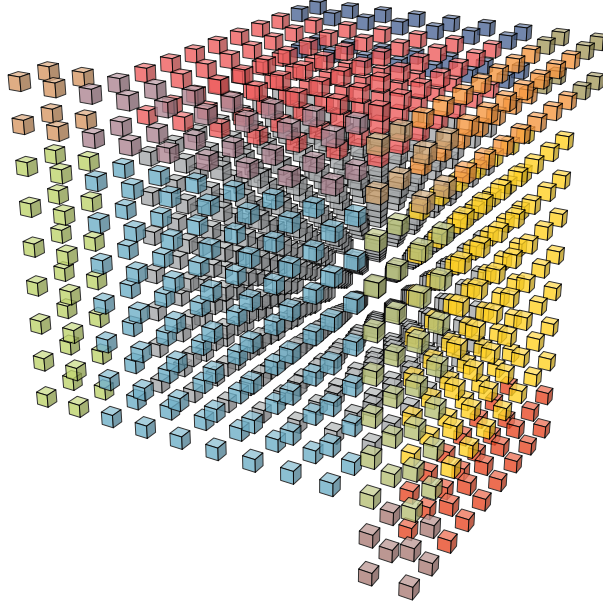


FIGURE 8. The union of four strategies— $9 \cdot 9 \cdot 9$ and $53 \cdot 9$ along with $9 \cdot 53$ together with $\rho(9 \cdot 53)$. Slices in every direction fall back to Figure 5 union Figure 7, or equivalently, $9 \cdot 9$ union 53.

- $\text{Cyc } 7 \cdot 7 \cdot 9 := 7 \cdot 7 \cdot 9 \cup 7 \cdot 9 \cdot 7 \cup 9 \cdot 7 \cdot 7$ is the counterpart of $7 \cdot 9 \cup 9 \cdot 7$. A smallest stopping set is a “claw” with coordinates $(1, 1, 1)$, $(1, 1, 9)$, $(1, 9, 1)$, and $(9, 1, 1)$ (four unknowns).
- $\text{Cyc } 7 \cdot 53 := 7 \cdot 53 \cup 53 \cdot 7 \cup \rho(53 \cdot 7)$ can fix a single erasure on any slice. A smallest stopping set is a 2×2 square (four unknowns).
- $\text{Cyc } 7 \cdot 57 := 7 \cdot 57 \cup 57 \cdot 7 \cup \rho(57 \cdot 7)$ can fix two erasures on any slice. A smallest stopping set is a $2 \times 2 \times 2$ cube minus a diagonal (six unknowns).
- (Figure 8 itself) $9 \cdot 9 \cdot 9 \cup \text{Cyc } 9 \cdot 53 := 9 \cdot 9 \cdot 9 \cup 9 \cdot 53 \cup 53 \cdot 9 \cup \rho(53 \cdot 9)$ is such that every slice behaves like Theorem 18. A smallest stopping set is a $2 \times 2 \times 2$ cube plus all “ $\beta^{(53)}$ ” whose slice intersects the cube (fourteen unknowns).
- $7 \cdot 9 \cdot 7 \cup 7 \cdot 53 \cup 53 \cdot 7$ is such that every slice behaves like Theorem 17. A smallest stopping set is two on one of the 9-axis plus the two “ $\beta^{(53)}$ ” on the two slices that contain the axis.

We now call the end of the minimum distance flavor analysis and turn to a probabilistic analysis.

8. PROBABILISTIC ANALYSIS

In this section, we want to go beyond the MDS guarantees of Pluto coding and explore its performance in a probabilistic fashion. We want to compare Pluto to prior constructions, particularly EPC and PDC. Below is the setup for the comparison.

Assume that each worker finishes its task at a random time, and that no two workers report their results at the same time. (If so, break tie by any means.) We

further assume that the workers can report in any order, and every order (i.e., every permutation of workers) has an equal chance to occur. Define the *recovery count* to be the number of done workers when the manager receives enough data to assemble the matrix $C := AB$. The recovery count is thus a random variable depending on the permutation.

Recall that EPC has recovery threshold $\ell mn + m - 1$ and PDC has $\ell(2m - 1)n$. What that means in this context is that, the recovery counts of the said codes are guaranteed to be at most the thresholds. According to how EPC and PDC are defined, it is unlikely that their recovery counts will ever be strictly less than the aforementioned thresholds. We assume equality for the ease of comparison.

With the rule set, we can now sample some Pluto codes' recovery counts a couple of times and plot the empirical cumulative distribution functions. Starting from Figure 9, we do this for 2×2 , 4×4 , and 8×8 matrices to showcase how is Strassen doing. We repeat this for 6×6 , 9×9 , and 12×12 matrices to showcase Laderman. Rectangular tactics mentioned in section 6.3 are also included. It is worth noting that in Figures 9 and 10, the exact probability is calculated, so the vertical axis is in percentage.

Among these figures, please identify strategies using the numbers of workers. For instance, $7 + 2$ means $\langle 2, 2, 2; 9 \rangle$, i.e., $S^{(1)} - S^{(9)}$; and $9 \cdot 26$ means the tensor strategy $\langle 2, 2, 2; 9 \rangle \otimes \langle 3, 3, 3; 26 \rangle$. Et cetera.

9. CONCLUSIONS AND DISCUSSION

Through the present paper we propose a method to multiply matrices that relies on workers that suffer from straggling. We suggest the manager to begin with an FMM algorithm and create checksums via the tautological equation

$$gCh = (gA)(Bh).$$

The resulting calculation scheme is named Pluto code; more precisely, it is a prime Pluto code. A composite Pluto code is then obtained from “tensoring primes”. Furthermore, we can take unions of Pluto codes granted that the dimensions match.

Table 1 puts some prime Pluto codes together for comprehension. Its columns are: matrix dimension/type; schoolbook complexity; bilinear rank; number of workers; exponent as in FMM literature; Pluto's threshold; EPC's threshold [YMA20]; PDC's threshold [DFH⁺20]; EPC's secondary threshold [YMA20, section VI]. For practical dimensions, the last quantity is worse than EPC's primary threshold. Table 2 book-keeps some composite Pluto codes to illustrate how to tensor primes.

We say a Pluto code is *wealthy* if the number of required workers does not exceed the naïve complexity. Tensoring wealthy Pluto codes will always yield a wealthy one. In other words, Pluto codes provide erasure-resiliency (or *straggler-mitigation* as said in some references) in the *high-rate* region, where the manager prepares fewer workers than the naïve algorithm needs. In the past, Laderman and rectangular algorithms are only of academic interest because Strassen is simply better in terms of exponents and overheads. Nonetheless, the Pluto construction now motivates the search for, say, $\langle 3, 3, 3; 21 \rangle$ and $\langle 4, 4, 4; 48 \rangle$, so they can afford inserting more checksums.

A more comprehensive elaboration on *code rate* goes as follows: Fix $\ell, m, n \geq 2$. The plain multiplication requires ℓmn entry multiplications. FMM brings this number down to $\text{rank}(\ell, m, n)$. A wealthy Pluto code takes advantage of the gap $\ell mn - \text{rank}(\ell, m, n)$ by asking the saved workers to build up backups. Comparing

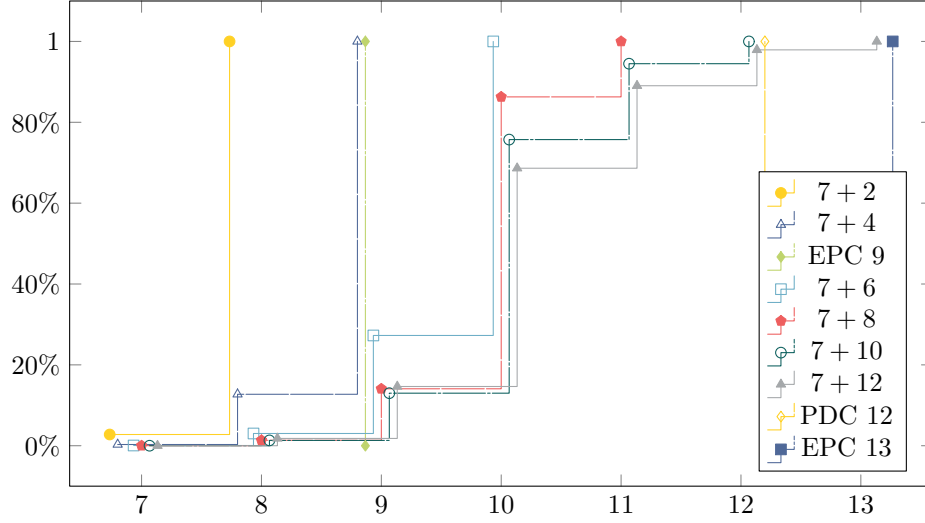


FIGURE 9. Pluto codes to multiply 2×2 matrices and the CDFs of their recovery counts. The vertical axis is the cumulative probability. The horizontal axis is the recovery count (always integer); plots are shifted horizontally to avoid collision. The vertical bar at 9 is EPC’s threshold; the bar at 12 is PDC’s threshold; at 13 is EPC’s secondary threshold.

wealthy Pluto to naïve, we argue that, in return for the complicated linear combinations, Pluto endures lazy workers. This region is what we call the high-rate region. In this region, neither EPC nor PDC functions; actually, no known codes seem to be considering this region.

Beyond $\ell mn + m - 1$, EPC starts functioning. In this region, termed *low-rate* region, EPC’s threshold outperforms Pluto’s. However, Pluto owns at least two advantages: One, it could still outcompete EPC under a probabilistic model. Two, whereas both EPC and Pluto rely heavily on linear combinations, the Pluto ones are “shorter” and “lighter”. “Shorter” implies that, over characteristic zero fields, Pluto poses less rounding errors than EPC does; and “lighter” means that Pluto coding works over smaller finite fields. Lastly, the TPC structure within composite Pluto respects worker locality in the network topology—especially, the decoding is highly parallelizable. See Figure 17 for an image summary.

[YMA20, section VI] proposed an EPC variant with threshold $2 \text{rank}(\ell, m, n) - 1$, which looks asymptotically better than $\ell mn + m - 1$. According to [Sed], however, the former is not less than the latter until $\ell = m = n = 28$, at which point we see $2 \cdot 10,556 - 1 < 21,979$. Note that this construction now assumes a Reed–Solomon code of length $> 20,000$. Over real numbers, the decoding of such a long code suffers from numerical errors; we do not expect that to be used in practical scenarios (but see [FC19]). In spite of that, Pluto provides code lengths $10,556 + 28$, $10,556 + 56$, $10,556 + 84$, et seq, which transcends EPC again.

In [GWCR18] it is commented that around 5% of workers straggle, and this is for AWS Lambda. For high-performance computation, the straggle probability is even more minuscule. We foresee that Pluto applies to these scenarios.

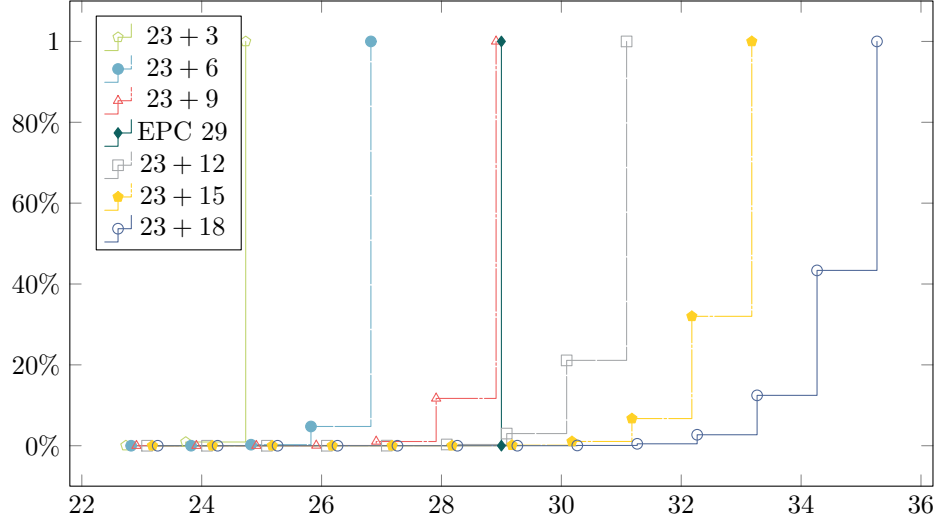


FIGURE 10. Pluto codes to multiply 3×3 matrices and the CDFs of their recovery count. Plots are shifted horizontally to avoid collision. The line at 29 is EPC's threshold. PDC's and EPC's secondary thresholds are at 45, too far to be included.

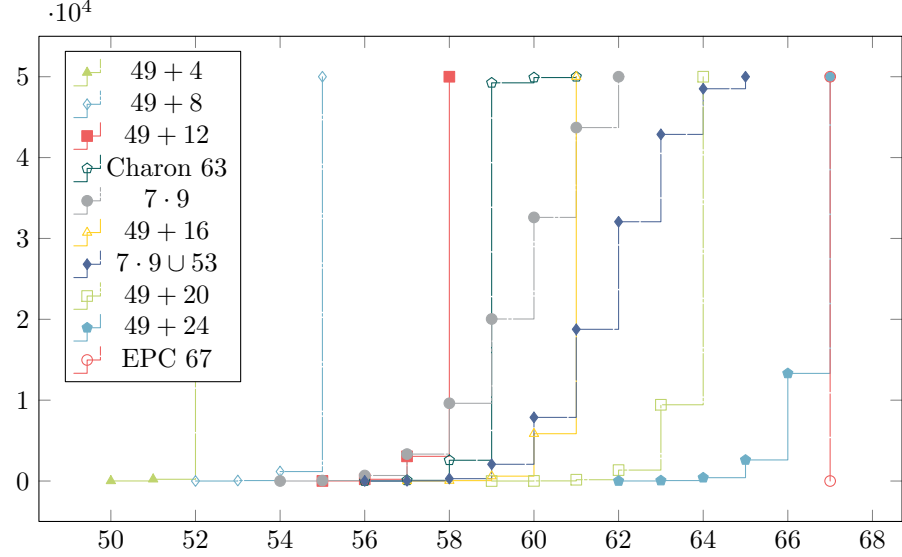


FIGURE 11. Pluto for 4×4 matrices—first half. The vertical axis is the empirical accumulated number of samples. Charon is a 63-worker tactic constructed in Appendix E: it applies FMM to the computation of checksums to save workers.

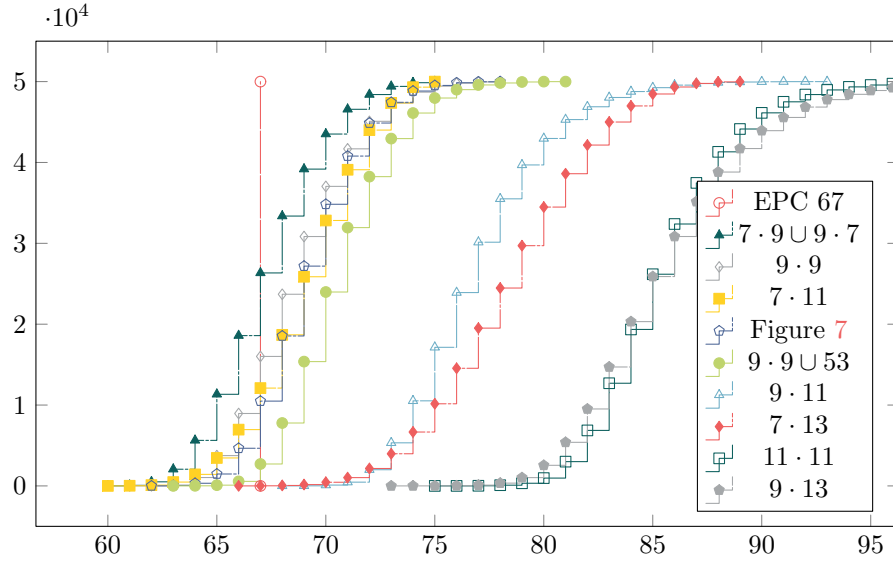


FIGURE 12. Pluto for 4×4 matrices—second half. Whereas these recovery counts are in general worse than EPC's 67, we argue that Pluto's pre- and post-processes are more lightweight.

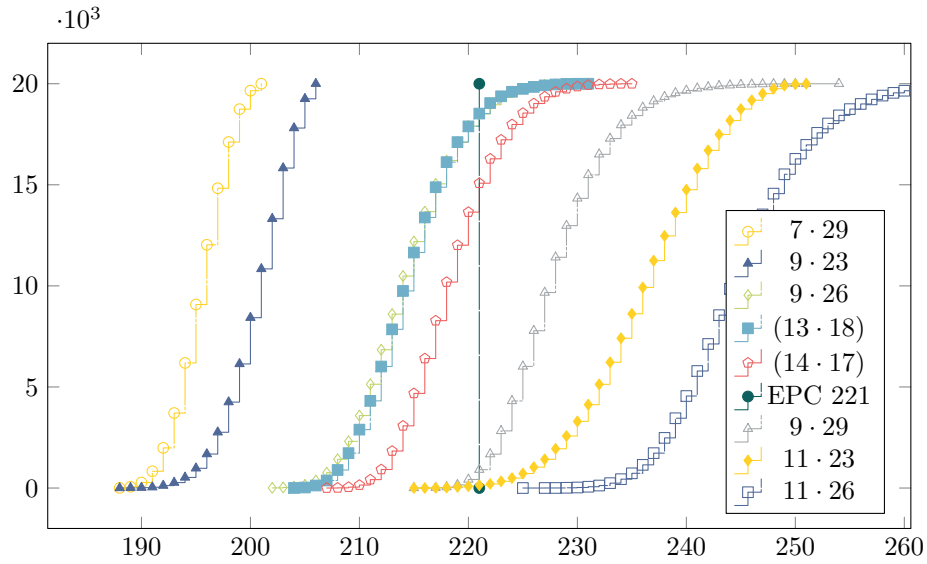


FIGURE 13. 6×6 . Between the parentheses are the rectangular syntheses $\langle 2, 2, 3; 13 \rangle \otimes \langle 3, 3, 2; 18 \rangle$ and $\langle 2, 3, 2; 14 \rangle \otimes \langle 3, 2, 3; 17 \rangle$.

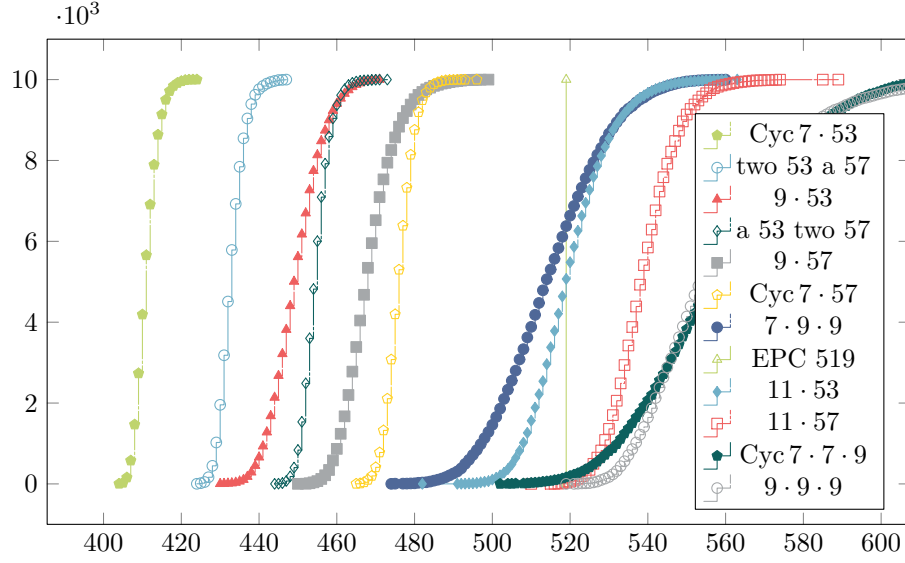


FIGURE 14. 8×8 . “Two 53 a 57” means $7 \cdot 53 \cup 53 \cdot 7 \cup \rho(57 \cdot 7)$.
 “A 53 two 57” means $7 \cdot 53 \cup 57 \cdot 7 \cup \rho(57 \cdot 7)$.

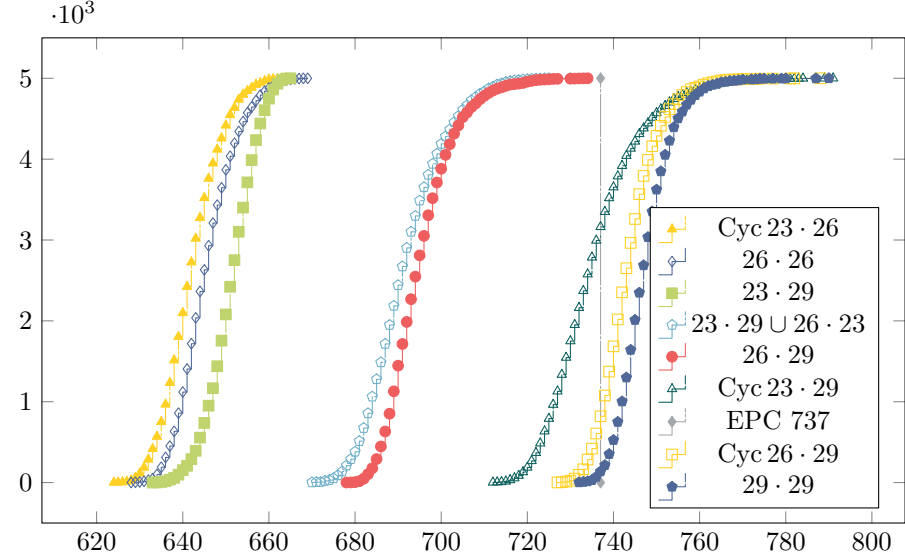


FIGURE 15. 9×9 . Strategy $26 \cdot 29 = 754$ is the example in the abstract. For none of 5,000 samples does this strategy fall behind EPC.

APPENDIX A. EPC/PDC-BASED CHECKSUMS

We remark that the checksums can be made compatible with EPC/PDC. Recall the first checksum

$$\begin{bmatrix} 1 & 2 \end{bmatrix} C \begin{bmatrix} -1 \\ 1 \end{bmatrix} = \left(\begin{bmatrix} 1 & 2 \end{bmatrix} A \right) \star \left(B \begin{bmatrix} -1 \\ 1 \end{bmatrix} \right).$$

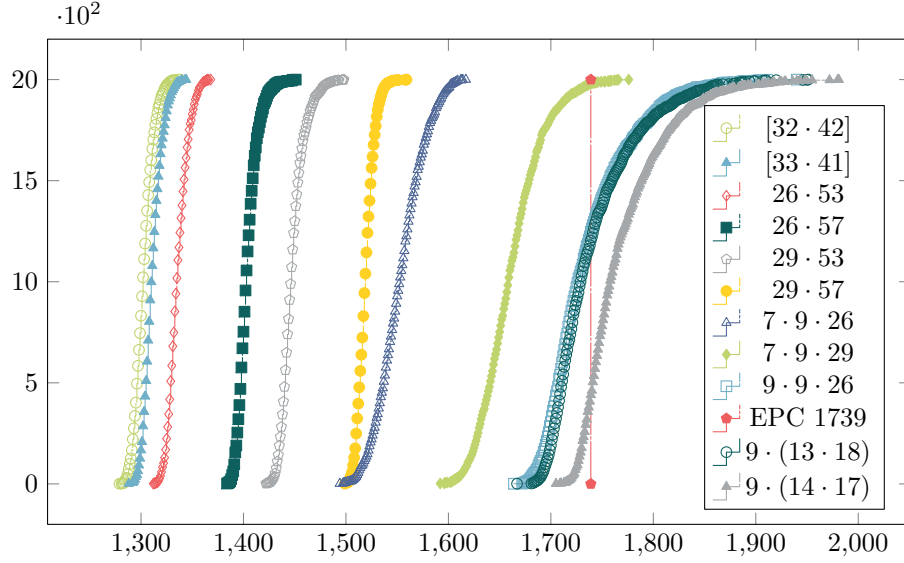


FIGURE 16. 12×12 . Between the brackets are the rectangular syntheses $\langle 3, 3, 4; 32 \rangle \otimes \langle 4, 4, 3; 42 \rangle$ and $\langle 3, 3, 4; 33 \rangle \otimes \langle 4, 4, 3; 41 \rangle$. Between the parentheses are components from Figure 13.

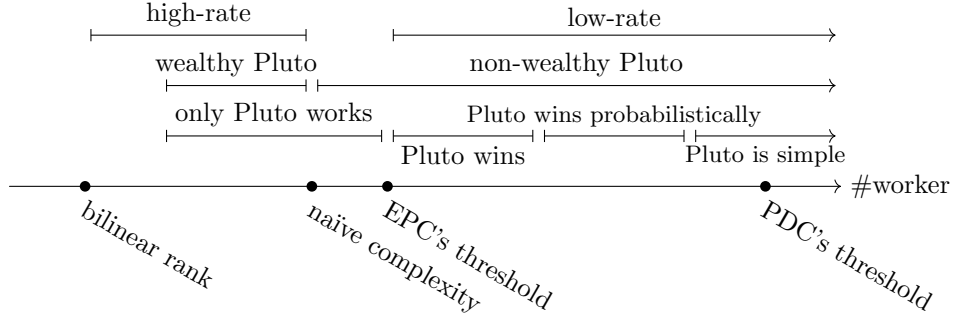


FIGURE 17. The low- and high-rate regions.

We modify it slightly: Choose a generic scalar $\zeta \neq 0$, then

$$(17) \quad 2 \begin{bmatrix} 1 & \zeta^2 \end{bmatrix} C \begin{bmatrix} 1 \\ \zeta^4 \end{bmatrix} = \begin{bmatrix} 1 & \zeta^2 \end{bmatrix} A \begin{bmatrix} 2 \\ 2 \end{bmatrix} B \begin{bmatrix} 1 \\ \zeta^4 \end{bmatrix}.$$

The left-hand side is a linear combination of $S^{(1)} - S^{(7)}$. The right-hand side contains a diagonal matrix, which is the sum

$$\begin{bmatrix} 2 & \\ & 2 \end{bmatrix} = \begin{bmatrix} 1 \\ \zeta \end{bmatrix} \begin{bmatrix} 1 & \zeta^{-1} \end{bmatrix} + \begin{bmatrix} 1 \\ -\zeta \end{bmatrix} \begin{bmatrix} 1 & -\frac{1}{\zeta} \end{bmatrix}.$$

Thus, the right-hand side of equation (17) equals

$$\left(\begin{bmatrix} 1 & \zeta^2 \end{bmatrix} A \begin{bmatrix} 1 \\ \zeta \end{bmatrix} \right) \star \left(\begin{bmatrix} 1 & \frac{1}{\zeta} \end{bmatrix} B \begin{bmatrix} 1 \\ \zeta^4 \end{bmatrix} \right) + \left(\begin{bmatrix} 1 & \zeta^2 \end{bmatrix} A \begin{bmatrix} 1 \\ -\zeta \end{bmatrix} \right) \star \left(\begin{bmatrix} 1 & -\frac{1}{\zeta} \end{bmatrix} B \begin{bmatrix} 1 \\ \zeta^4 \end{bmatrix} \right).$$

TABLE 1. Summary of prime Pluto codes. The last row, with 63 workers, is the Charon construction (see Appendix E).

dimen	naïve	rank	#worker	expon	thres	EPC	PDC	EPC2
$\langle 2, 2, 2 \rangle$	8	7	+ 2 = 9	3.170	8			
			+ 4 = 11	3.459	9			
			+ 6 = 13	3.700	10	9	12	13
			+ 8 = 15	3.907	11			
			+ 10 = 17	4.087	12			
			+ 12 = 19	4.248	13			
$\langle 2, 2, 3 \rangle$	12	11	+ 2 = 13	3.126	12	13	18	21
$\langle 2, 3, 2 \rangle$			+ 3 = 14		13	14	20	
$\langle 3, 2, 3 \rangle$	18	15	+ 2 = 17	2.980	16	19	27	29
$\langle 2, 3, 3 \rangle$			+ 3 = 18		17	20	30	
$\langle 3, 3, 3 \rangle$	27	23	+ 3 = 26	2.966	25			
			+ 6 = 29	3.065	27			
			+ 9 = 32	3.155	29	29	45	45
			+ 12 = 35	3.236	31			
			+ 15 = 38	3.311	33			
$\langle 3, 3, 4 \rangle$	36	29	+ 3 = 32	2.910	31	38	60	57
$\langle 3, 4, 3 \rangle$			+ 4 = 33		32	39	63	
$\langle 4, 3, 4 \rangle$	48	38	+ 3 = 41	2.890	40	50	80	75
$\langle 3, 4, 4 \rangle$			+ 4 = 42		41	51	84	
$\langle 4, 4, 4 \rangle$	64	49	+ 4 = 53	2.864	52			
			+ 8 = 57	2.916	55			
			+ 12 = 61	2.965	58	67	112	97
			+ 14 = 63	2.989	61			

Call the first star $S^{(8)}$, the second star $S^{(9)}$. We get that a linear combination of $S^{(1)}-S^{(7)}$ equals $(S^{(8)} + S^{(9)})$. Reselecting ζ if necessary, we can make $S^{(1)}-S^{(9)}$ MDS.

For general dimension $\langle \ell, m, n \rangle$, establish a parity-check equation:

$$m [\zeta^m \ \zeta^{2m} \ \dots \ \zeta^{\ell m}] C \begin{bmatrix} \zeta^{\ell m} \\ \zeta^{2\ell m} \\ \vdots \\ \zeta^{\ell mn} \end{bmatrix} = [\zeta^m \ \zeta^{2m} \ \dots \ \zeta^{\ell m}] A \begin{bmatrix} m & & \\ & \ddots & \\ & & m \end{bmatrix} B \begin{bmatrix} \zeta^{\ell m} \\ \zeta^{2\ell m} \\ \vdots \\ \zeta^{\ell mn} \end{bmatrix}$$

Use the m th root of unity $\mu^m = 1$ to breakdown the diagonal matrix:

$$\begin{bmatrix} m & & \\ & \ddots & \\ & & m \end{bmatrix} = \sum_{k=1}^m \begin{bmatrix} \zeta \mu^k \\ \zeta^2 \mu^{2k} \\ \vdots \\ \zeta^m \mu^{mk} \end{bmatrix} \begin{bmatrix} \frac{1}{\zeta \mu^k} & \frac{1}{\zeta^2 \mu^{2k}} & \dots & \frac{1}{\zeta^m \mu^{mk}} \end{bmatrix}$$

This is nothing but discrete Fourier, $\sum_{k=1}^m \mu^{k(i-j)} = m\delta_{ij}$. Lastly, perform the associativity trick.

TABLE 2. A partial list of composite Pluto codes; one representative for each dimension type.

dimension	naïve	rank	#worker	EPC	EPC2
$\langle 2, 2, 2 \rangle$	8	7	$7 + 2 = 9$	9	13
$\langle 3, 3, 3 \rangle$	27	23	$23 + 3 = 26$	29	45
$\langle 4, 4, 4 \rangle$	64	49	$49 + 4 = 57$	67	97
$\langle 2, 2, 2 \rangle^{\otimes 2}$			$9^2 = 81$		
$\langle 2, 2, 2 \rangle \otimes \langle 3, 3, 3 \rangle$			$9 \cdot 26 = 234$		
$\langle 2, 2, 3 \rangle \otimes \langle 3, 3, 2 \rangle$	216	161	$13 \cdot 18 = 234$	221	321
$\langle 2, 3, 2 \rangle \otimes \langle 3, 2, 3 \rangle$			$14 \cdot 17 = 238$		
$\langle 2, 2, 2 \rangle^{\otimes 3}$			$9^3 = 729$		
$\langle 2, 2, 2 \rangle \otimes \langle 4, 4, 4 \rangle$	512	343	$9 \cdot 53 = 477$	519	685
Cyc $\langle 2, 2, 2 \rangle \otimes \langle 4, 4, 4 \rangle$			Cyc $7 \cdot 53 = 427$		
$\langle 3, 3, 3 \rangle^{\otimes 2}$	729	522	$26 \cdot 26 = 676$	737	1,043
$\langle 3, 3, 3 \rangle \otimes \langle 4, 4, 4 \rangle$			$26 \cdot 53 = 1,378$		
$\langle 3, 3, 4 \rangle \otimes \langle 4, 4, 3 \rangle$			$32 \cdot 42 = 1,344$		
$\langle 3, 4, 4 \rangle \otimes \langle 4, 3, 4 \rangle$			$33 \cdot 41 = 1,353$		
$\langle 2, 2, 2 \rangle^{\otimes 2} \otimes \langle 3, 3, 3 \rangle$	1,728	1,125	$9^2 \cdot 26 = 2,106$	1,739	2,249
$\langle 2, 2, 2 \rangle \otimes \langle 2, 2, 3 \rangle \otimes \langle 3, 3, 2 \rangle$			$9 \cdot 13 \cdot 18 = 2,106$		
$\langle 2, 2, 2 \rangle \otimes \langle 2, 3, 2 \rangle \otimes \langle 3, 2, 3 \rangle$			$9 \cdot 14 \cdot 17 = 2,142$		
$\langle 2, 2, 3 \rangle \otimes \langle 2, 3, 2 \rangle \otimes \langle 3, 2, 2 \rangle$			$13 \cdot 14 \cdot 13 = 2,366$		
$\langle 4, 4, 4 \rangle^{\otimes 2}$			$53 \cdot 53 = 2,809$		
$\langle 2, 2, 2 \rangle^{\otimes 2} \otimes \langle 4, 4, 4 \rangle$	4,096	2,401	$9^2 \cdot 53 = 4,293$	4,111	4,801
$\langle 2, 2, 2 \rangle^{\otimes 4}$			$9^4 = 6,561$		
$\langle 2, 2, 2 \rangle \otimes \langle 3, 3, 3 \rangle^2$			$9 \cdot 26^2 = 6,084$		
$\langle 2, 2, 3 \rangle \otimes \langle 3, 3, 2 \rangle \otimes \langle 3, 3, 3 \rangle$	5,832	3,200	$13 \cdot 18 \cdot 26 = 6,084$	5,849	6,399
$\langle 2, 3, 2 \rangle \otimes \langle 3, 2, 3 \rangle \otimes \langle 3, 3, 3 \rangle$			$14 \cdot 17 \cdot 26 = 6,188$		
$\langle 2, 3, 3 \rangle \otimes \langle 3, 2, 3 \rangle \otimes \langle 3, 3, 2 \rangle$			$18 \cdot 17 \cdot 18 = 5,508$		

APPENDIX B. CYCLIC SYMMETRY OF STRASSEN

This appendix archives the group action we used to generate Strassen checksums alongside the preparation of this paper. For the full symmetry group, plus an index-2 extension, refer to [Bur14].

Consider the change of basis

$$A \mapsto RAR^{-1}, \quad R := \begin{bmatrix} -1 & 1 \\ -1 & 0 \end{bmatrix}.$$

Then it fixes the trace $A_{11} + A_{22}$ and creates orbits

$$\begin{aligned} A_{11} &\mapsto A_{22} - A_{12} \mapsto A_{22} + A_{21} \mapsto \text{cycle}, \\ A_{11} + A_{22} &\mapsto \text{stabilized}, \end{aligned}$$

$$A_{22} \mapsto A_{11} + A_{12} \mapsto A_{11} - A_{21} \mapsto \text{cycle}.$$

Let the same operation apply to A, B, C at once, then formulas (4) to (5) expand to the following “orbital closure” that respects symmetry:

$$\begin{bmatrix} C_{22} + C_{21} \\ C_{11} \\ C_{22} - C_{12} \\ C_{11} + C_{22} \\ C_{11} - C_{21} \\ C_{22} \\ C_{11} + C_{12} \end{bmatrix} = \begin{bmatrix} -1 & 0 & 0 & 1 & 0 & -1 & -1 \\ 0 & -1 & 0 & 1 & -1 & 0 & -1 \\ 0 & 0 & -1 & 1 & -1 & -1 & 0 \\ -1 & -1 & -1 & 2 & -1 & -1 & -1 \\ 0 & -1 & -1 & 1 & -1 & 0 & 0 \\ -1 & 0 & -1 & 1 & 0 & -1 & 0 \\ -1 & -1 & 0 & 1 & 0 & 0 & -1 \end{bmatrix} \begin{bmatrix} A_{11}(B_{22} - B_{12}) \\ (A_{22} - A_{12})(B_{22} + B_{21}) \\ (A_{22} + A_{21})B_{11} \\ (A_{11} + A_{22})(B_{11} + B_{22}) \\ (A_{11} + A_{12})B_{22} \\ (A_{11} - A_{21})(B_{11} + B_{12}) \\ A_{22}(B_{11} - B_{21}) \end{bmatrix}$$

Strassen’s ingredients, $S^{(1)}\text{--}S^{(7)}$, could have been defined as what are in the rightmost vector (for both signs and orbits). The rightmost vector equals, in terms of the current notation, $[-S^{(3)} \quad -S^{(7)} \quad S^{(2)} \quad S^{(1)} \quad S^{(5)} \quad -S^{(6)} \quad -S^{(4)}]^\top$.

APPENDIX C. DIHEDRAL SYMMETRY OF LADERMAN

The following is the group action on 3-by-3 matrices that respects Laderman. Declare matrices

$$P := \begin{bmatrix} 1 & 0 & 0 \\ 0 & 0 & 1 \\ 0 & 1 & 0 \end{bmatrix}, \quad Q := \begin{bmatrix} 0 & 0 & -1 \\ 0 & 1 & 0 \\ -1 & 0 & 0 \end{bmatrix}.$$

Then the following action is a rotation of order 4

$$A \mapsto PB^\top Q, \quad B \mapsto QA^\top, \quad C \mapsto PC^\top.$$

Moreover, the following action is a reflection of order 2

$$A \mapsto -B^\top, \quad B \mapsto -A^\top, \quad C \mapsto C^\top.$$

As usual, conjugating the rotation by the reflection is rotating in the opposite direction.

The rotation rotates Figures 4 and 18 by 90° clockwise. It acts on A ’s, B ’s, C ’s, and the indices of L ’s by

$$\begin{aligned} & (A_{21} - B_{33} \ A_{31} - B_{32})(A_{22} \ B_{23} \ A_{32} \ B_{22})(A_{23} - B_{13} \ A_{33} - B_{12}) \\ & (A_{31} - B_{32} \ A_{21} - B_{33})(A_{32} \ B_{22} \ A_{22} \ B_{23})(A_{33} - B_{12} \ A_{23} - B_{13}) \\ & (A_{11} - B_{31})(A_{12} \ B_{21})(A_{13} - B_{11})(C_{12}C_{21}C_{13}C_{31})(C_{22}C_{23}C_{33}C_{32}) \\ & (6 \ 14)(1 \ 3 \ 10 \ 11)(4 \ 16 \ 7 \ 12)(5 \ 17 \ 9 \ 13)(15 \ 2 \ 18 \ 8)(20 \ 21 \ 23 \ 22). \end{aligned}$$

The reflection reflects Figures 4 and 18 along the matrix-transpose axis. It acts on A ’s, B ’s, C ’s, and the indices of L ’s by

$$(A_{ij} - B_{ji})(C_{ij}C_{ji})(1 \ 3)(2 \ 5)(8 \ 9)(10 \ 11)(12 \ 16)(13 \ 18)(15 \ 17)(21 \ 22).$$

APPENDIX D. MINOR ASPECT OF LADERMAN

In section 5, it can be seen that there are three versions of Laderman matroid—over \mathbb{Q} , over \mathbb{F}_2 , and over \mathbb{F}_3 . It is not obvious if any of them is a directed graph. That said, we observe that some matroid minors turn out to be directed graphs.

Consider linear combinations of C_{11} – C_{33} ; we found the following combinations “low-weight” (in terms of how many L ’s are used):

$$\begin{aligned}
C_{12} - C_{11} &= L^{(4)} + L^{(5)} + L^{(1)} + L^{(15)} + L^{(12)} - L^{(19)}, \\
C_{21} - C_{11} &= L^{(16)} + L^{(17)} + L^{(3)} + L^{(2)} + L^{(4)} - L^{(19)}, \\
C_{13} - C_{11} &= L^{(7)} + L^{(9)} + L^{(10)} + L^{(18)} + L^{(16)} - L^{(19)}, \\
C_{31} - C_{11} &= L^{(12)} + L^{(13)} + L^{(11)} + L^{(8)} + L^{(7)} - L^{(19)}, \\
C_{32} - C_{12} + C_{22} &= L^{(2)} + L^{(20)} - L^{(1)} + L^{(22)} + L^{(13)}, \\
C_{22} - C_{21} + C_{23} &= L^{(18)} + L^{(21)} - L^{(3)} + L^{(20)} + L^{(5)}, \\
C_{23} - C_{13} + C_{33} &= L^{(8)} + L^{(23)} - L^{(10)} + L^{(21)} + L^{(17)}, \\
C_{33} - C_{31} + C_{32} &= L^{(15)} + L^{(22)} - L^{(11)} + L^{(23)} + L^{(9)}, \\
C_{11} &= L^{(6)} + L^{(14)} + L^{(19)}, \\
C_{22} &= L^{(6)} + L^{(4)} + L^{(5)} + L^{(2)} + L^{(20)}, \\
C_{12} - C_{22} &= L^{(14)} + L^{(1)} + L^{(15)} - L^{(2)} - L^{(20)} + L^{(12)}.
\end{aligned}$$

Shortened at $L^{(6)}$ and $L^{(14)}$ and punctured at $L^{(19)}$, the first eight equations constitute a graph on eight vertices, as every variable appears at most twice. This graph can be directed by negating every other equation. Figure 18 is the said directed graph; a vertex is identified with an equation if the former appears in the left-hand side of the latter, with the correct sign.

Punctured at $L^{(19)}$, $L^{(2)}$ and $L^{(20)}$, the last ten equations constitute a directed graph on ten vertices. Note that the choice of $L^{(2)}$ and $L^{(20)}$ breaks the symmetry. That also means that there are eight ways to puncture, all yield the same structure up to isomorphism.

APPENDIX E. CHARON CONSTRUCTION

Over the entirety of the paper, we rely on auxiliary *vectors* g and h to establish the parity-check equation $gCh = (gA)(Bh)$. A new idea in one sentence: use FMM in computing the checksum $(gA) \star (Bh)$. We call this scheme *Charon* after a moon of Pluto.

A walking example goes below: Let $G \in \mathbb{F}^{2 \times 4}$; let $A, B \in \mathbb{A}^{4 \times 4}$; let $H \in \mathbb{F}^{4 \times 2}$. Then $GCH = (GA)(BH) \in \mathbb{A}^{2 \times 2}$ is worth (almost) four checksums. Normally, it would have cost 16 workers to buy four checks. But in this case, $(GA) \star (BH)$ is of type $\langle 2, 4, 2; 14 \rangle$, which saves two workers. We end up paying $49 + 14 = 63$ workers; note that this implies the code is wealthy.

It can be shown that this Charon code is guaranteed to defeat two erasures. With empirical frequency 99.7% it eliminates three; with empirical frequency 98.4% it beats four. (See Figure 11.) Charon for bigger matrices are expected to work as this example does.

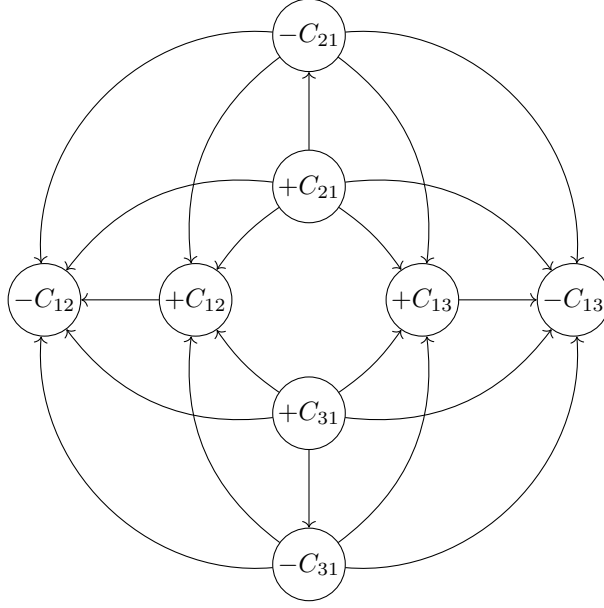


FIGURE 18. A rank-7 minor of the Laderman matroid.

ACKNOWLEDGEMENT

We thank Chih-Yang Hsia (Google Inc.) for programming advices.

REFERENCES

- [Ale85] Valery B Alekseyev. On the complexity of some algorithms of matrix multiplication. *Journal of Algorithms*, 6(1):71 – 85, 1985. URL: <http://www.sciencedirect.com/science/article/pii/0196677485900197>, doi:[https://doi.org/10.1016/0196-6774\(85\)90019-7](https://doi.org/10.1016/0196-6774(85)90019-7).
- [AW20] Josh Alman and Virginia Vassilevska Williams. A refined laser method and faster matrix multiplication, 2020. [arXiv:2010.05846](https://arxiv.org/abs/2010.05846).
- [Blä13] Markus Bläser. *Fast Matrix Multiplication*. Number 5 in Graduate Surveys. Theory of Computing Library, 2013. URL: <http://www.theoryofcomputing.org/library.html>, doi:10.4086/toc.gs.2013.005.
- [BLOR18] T. Baharav, K. Lee, O. Ocal, and K. Ramchandran. Straggler-proofing massive-scale distributed matrix multiplication with d-dimensional product codes. In *2018 IEEE International Symposium on Information Theory (ISIT)*, pages 1993–1997, June 2018. doi:10.1109/ISIT.2018.8437549.
- [BP19] Burak Bartan and Mert Pilanci. Polar coded distributed matrix multiplication. *CoRR*, abs/1901.06811, 2019. URL: <http://arxiv.org/abs/1901.06811>, [arXiv:1901.06811](https://arxiv.org/abs/1901.06811).
- [Bur14] Vladimir P. Burichenko. On symmetries of the strassen algorithm. *CoRR*, abs/1408.6273, 2014. URL: <http://arxiv.org/abs/1408.6273>, [arXiv:1408.6273](https://arxiv.org/abs/1408.6273).
- [Bur15] Vladimir P. Burichenko. Symmetries of matrix multiplication algorithms. I. *CoRR*, abs/1508.01110, 2015. URL: <http://arxiv.org/abs/1508.01110>, [arXiv:1508.01110](https://arxiv.org/abs/1508.01110).
- [DCG16] Sanghamitra Dutta, Viveck Cadambe, and Pulkrit Grover. Short-dot: Computing large linear transforms distributedly using coded short dot products. In D. D. Lee, M. Sugiyama, U. V. Luxburg, I. Guyon, and R. Garnett, editors, *Advances in Neural Information Processing Systems 29*, pages 2100–2108. Curran Associates, Inc., 2016. URL: <http://papers.nips.cc/paper/6329-short-dot-computing-large-linear-transforms-distributedly-using-coded-short-dot-products.pdf>.

- [de 78] Hans F. de Groote. On varieties of optimal algorithms for the computation of bilinear mappings ii. optimal algorithms for 2×2 -matrix multiplication. *Theoretical Computer Science*, 7(2):127 – 148, 1978. URL: <http://www.sciencedirect.com/science/article/pii/0304397578900452>, doi:[https://doi.org/10.1016/0304-3975\(78\)90045-2](https://doi.org/10.1016/0304-3975(78)90045-2).
- [DFH⁺20] S. Dutta, M. Fahim, F. Haddadpour, H. Jeong, V. Cadambe, and P. Grover. On the optimal recovery threshold of coded matrix multiplication. *IEEE Transactions on Information Theory*, 66(1):278–301, Jan 2020. doi:[10.1109/TIT.2019.2929328](https://doi.org/10.1109/TIT.2019.2929328).
- [Eli54] P. Elias. Error-free coding. *Transactions of the IRE Professional Group on Information Theory*, 4(4):29–37, Sep. 1954. doi:[10.1109/TIT.1954.1057464](https://doi.org/10.1109/TIT.1954.1057464).
- [FC19] M. Fahim and V. R. Cadambe. Numerically stable polynomially coded computing. In *2019 IEEE International Symposium on Information Theory (ISIT)*, pages 3017–3021, July 2019. doi:[10.1109/ISIT.2019.8849468](https://doi.org/10.1109/ISIT.2019.8849468).
- [GM17] Joshua A. Grochow and Cristopher Moore. Designing strassen’s algorithm, 2017. [arXiv:1708.09398](https://arxiv.org/abs/1708.09398).
- [GWCR18] V. Gupta, S. Wang, T. Courtade, and K. Ramchandran. Oversketch: Approximate matrix multiplication for the cloud. In *2018 IEEE International Conference on Big Data (Big Data)*, pages 298–304, Dec 2018. doi:[10.1109/BigData.2018.8622139](https://doi.org/10.1109/BigData.2018.8622139).
- [HK71] J. E. Hopcroft and L. R. Kerr. On minimizing the number of multiplications necessary for matrix multiplication. *SIAM Journal on Applied Mathematics*, 20(1):30–36, 1971. [arXiv:https://doi.org/10.1137/0120004](https://arxiv.org/abs/https://doi.org/10.1137/0120004), doi:[10.1137/0120004](https://doi.org/10.1137/0120004).
- [HKS20] Marijn J.H. Heule, Manuel Kauers, and Martina Seidl. New ways to multiply 3×3 -matrices. *Journal of Symbolic Computation*, 2020. URL: <http://www.sciencedirect.com/science/article/pii/S0747717120301139>, doi:<https://doi.org/10.1016/j.jsc.2020.10.003>.
- [KA84] Kuang-Hua Huang and J. A. Abraham. Algorithm-based fault tolerance for matrix operations. *IEEE Transactions on Computers*, C-33(6):518–528, June 1984. doi:[10.1109/TC.1984.1676475](https://doi.org/10.1109/TC.1984.1676475).
- [Lad76] Julian D. Laderman. A noncommutative algorithm for multiplying 3×3 matrices using 23 multiplications. *Bull. Amer. Math. Soc.*, 82(1):126–128, 1976. doi:[10.1090/S0002-9904-1976-13988-2](https://doi.org/10.1090/S0002-9904-1976-13988-2).
- [LG14] François Le Gall. Powers of tensors and fast matrix multiplication. In *Proceedings of the 39th International Symposium on Symbolic and Algebraic Computation, ISSAC ’14*, pages 296–303, New York, NY, USA, 2014. Association for Computing Machinery. doi:[10.1145/2608628.2608664](https://doi.org/10.1145/2608628.2608664).
- [LLP⁺18] K. Lee, M. Lam, R. Pedarsani, D. Papailiopoulos, and K. Ramchandran. Speeding up distributed machine learning using codes. *IEEE Transactions on Information Theory*, 64(3):1514–1529, March 2018. doi:[10.1109/TIT.2017.2736066](https://doi.org/10.1109/TIT.2017.2736066).
- [LSR17] K. Lee, C. Suh, and K. Ramchandran. High-dimensional coded matrix multiplication. In *2017 IEEE International Symposium on Information Theory (ISIT)*, pages 2418–2422, June 2017. doi:[10.1109/ISIT.2017.8006963](https://doi.org/10.1109/ISIT.2017.8006963).
- [MAS16] H. Mukhtar, A. Al-Dweik, and A. Shami. Turbo product codes: Applications, challenges, and future directions. *IEEE Communications Surveys Tutorials*, 18(4):3052–3069, Fourthquarter 2016. doi:[10.1109/COMST.2016.2587863](https://doi.org/10.1109/COMST.2016.2587863).
- [MCS⁺20] Ankur Mallick, Malhar Chaudhari, Utsav Sheth, Ganesh Palanikumar, and Gauri Joshi. Rateless codes for near-perfect load balancing in distributed matrix-vector multiplication. In *Abstracts of the 2020 SIGMETRICS/Performance Joint International Conference on Measurement and Modeling of Computer Systems*, SIGMETRICS ’20, pages 95–96, New York, NY, USA, 2020. Association for Computing Machinery. doi:[10.1145/3393691.3394214](https://doi.org/10.1145/3393691.3394214).
- [Pan81] V. Pan. A unified approach to the analysis of bilinear algorithms. *Journal of Algorithms*, 2(3):301 – 310, 1981. URL: <http://www.sciencedirect.com/science/article/pii/0196677481900286>, doi:[https://doi.org/10.1016/0196-6774\(81\)90028-6](https://doi.org/10.1016/0196-6774(81)90028-6).
- [RPPA19] A. Reiszadeh, S. Prakash, R. Pedarsani, and A. S. Avestimehr. Coded computation over heterogeneous clusters. *IEEE Transactions on Information Theory*, 65(7):4227–4242, July 2019. doi:[10.1109/TIT.2019.2904055](https://doi.org/10.1109/TIT.2019.2904055).
- [Sed] Alexandre Sedoglavic. Yet another catalogue of fast matrix multiplication algorithms [online]. URL: <https://fmm.univ-lille.fr/index.html> [cited 2020-10-27].
- [SGR19] A. Severinson, A. Graell i Amat, and E. Rosnes. Block-diagonal and It codes for distributed computing with straggling servers. *IEEE Transactions on Communications*, 67(3):1739–1753, March 2019. doi:[10.1109/TCOMM.2018.2877391](https://doi.org/10.1109/TCOMM.2018.2877391).

- [Smi13] A. V. Smirnov. The bilinear complexity and practical algorithms for matrix multiplication. *Computational Mathematics and Mathematical Physics*, 53(12):1781–1795, 2013. doi:[10.1134/S0965542513120129](https://doi.org/10.1134/S0965542513120129).
- [Str69] Volker Strassen. Gaussian elimination is not optimal. *Numerische Mathematik*, 13(4):354–356, 1969. doi:[10.1007/BF02165411](https://doi.org/10.1007/BF02165411).
- [WLS18] Sinong Wang, Jiashang Liu, and Ness Shroff. Coded sparse matrix multiplication. In Jennifer Dy and Andreas Krause, editors, *Proceedings of the 35th International Conference on Machine Learning*, volume 80 of *Proceedings of Machine Learning Research*, pages 5152–5160, Stockholm, Sweden, 10–15 Jul 2018. PMLR. URL: <http://proceedings.mlr.press/v80/wang18e.html>.
- [Wol06] J. K. Wolf. An introduction to tensor product codes and applications to digital storage systems. In *2006 IEEE Information Theory Workshop - ITW '06 Chengdu*, pages 6–10, Oct 2006. doi:[10.1109/ITW2.2006.323741](https://doi.org/10.1109/ITW2.2006.323741).
- [YMA20] Q. Yu, M. A. Maddah-Ali, and A. S. Avestimehr. Straggler mitigation in distributed matrix multiplication: Fundamental limits and optimal coding. *IEEE Transactions on Information Theory*, 66(3):1920–1933, March 2020. doi:[10.1109/TIT.2019.2963864](https://doi.org/10.1109/TIT.2019.2963864).

DEPARTMENT OF MATHEMATICS, UNIVERSITY OF ILLINOIS AT URBANA-CHAMPAIGN, URBANA, ILLINOIS 61801

Email address: `hpwang2` and `duursma @illinois.edu`