


Competitive Location Problems: Balanced Facility Location and the One-Round Manhattan Voronoi Game

Thomas Byrne 

Department of Management Science, University of Strathclyde, United Kingdom
tom.byrne@strath.ac.uk

Sándor P. Fekete 

Department of Computer Science, TU Braunschweig, Germany
s.fekete@tu-bs.de

Jörg Kalcsics 

School of Mathematics, University of Edinburgh, United Kingdom
joerg.kalcsics@ed.ac.uk

Linda Kleist 

Department of Computer Science, TU Braunschweig, Germany
l.kleist@tu-bs.de

Abstract

We study competitive location problems in a continuous setting, in which facilities have to be placed in a rectangular domain R of normalized dimensions of 1 and $\rho \geq 1$, and distances are measured according to the Manhattan metric. We show that the family of *balanced* facility configurations (in which the Voronoi cells of individual facilities are equalized with respect to a number of geometric properties) is considerably richer in this metric than for Euclidean distances. Our main result considers the *One-Round Voronoi Game* with Manhattan distances, in which first player White and then player Black each place n points in R ; each player scores the area for which one of its facilities is closer than the facilities of the opponent. We give a tight characterization: White has a winning strategy if and only if $\rho \geq n$; for all other cases, we present a winning strategy for Black.

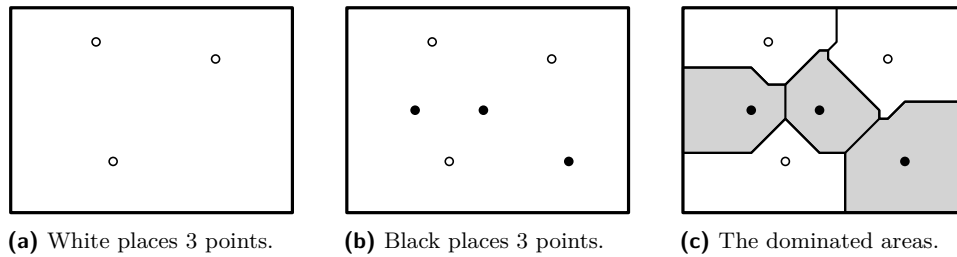
2012 ACM Subject Classification Theory of computation \rightarrow Computational geometry; Applied computing \rightarrow Operations research

Keywords and phrases Facility location, competitive location, Manhattan distances, Voronoi game, geometric optimization

Related Version An extended abstract based on the content of this preprint appears at the International Conference and Workshops on Algorithms and Computation (WALCOM) 2021 [10].

1 Introduction

Problems of optimal location are arguably among the most important in a wide range of areas, such as economics, engineering, and biology, as well as in mathematics and computer science. In recent years, they have gained a tremendous amount of importance through clustering problems in artificial intelligence. In all scenarios, the task is to choose a set of positions from a given domain, such that some optimality criteria with respect to the resulting distances to a set of demand points are satisfied; in a geometric setting, Euclidean or Manhattan distances are natural choices. Another challenge of facility location problems is that they often happen in a *competitive* setting, in which two or more players contend for the best locations. A change to competitive, multi-player versions can have a serious impact on the algorithmic difficulty of optimization problems: for example, the classic Travelling Salesman Problem is NP-hard, while the competitive two-player variant is even PSPACE-complete [20].



■ **Figure 1** Example of a one-round Manhattan Voronoi game.

In this paper, we study the two-player *One-Round Voronoi Game* in which first player *White* and then player *Black* each place n points at once in a rectangle $R \subset \mathbb{R}^2$ of normalized dimensions with height 1 and width $\rho \geq 1$. Each player scores the area consisting of the points that are closer to one of their facilities than to any one of their opponent's; see Figure 1 for an example. The goal of each player is to win by obtaining the higher score. If both players obtain the same score, the game ends in a *draw*. We note that we are not interested in the margin by which a player wins in the Voronoi game. This is a crucial difference to the classical leader-follower problem introduced by von Stackelberg, where each player seeks to maximize their score [36, 38]. We assume that both players are fully aware of these rules, i.e., they know the parameter n and each other's objective before the start of the game.

Exploiting the geometric nature of Voronoi cells, we completely resolve this classic problem of competitive location theory for the previously open case of Manhattan distances. Despite the fact that they are frequently studied in location theory and applications (e.g., see [29, 30, 41]), Manhattan distances have received limited attention in a setting in which facilities compete for customers. While for Euclidean distances a bisector (the set of points that are of equal distance from two facilities) is the boundary of the open Voronoi cells and thus has area zero, Manhattan bisectors may have positive area, as shown in Figure 2. This results in the fact that both players may score strictly less than $\rho/2$, with the remaining area belonging to *neutral zones*. A key role for analysing the game and characterizing winning strategies for the players falls to identifying *balanced configurations*. The latter describe a set of points placed in R such that all half cells of the respective Voronoi cells restricted to R have equal area. A half cell is hereby the part of the Voronoi cell to the left or right of the vertical line through the point generating the cell or symmetrically above or below the horizontal line. In a balanced configuration, all Voronoi cells have equal area, yielding a *fair* apportionment of the rectangle's area among the cells, and each cell generator minimizes the average distance to all points of the cell, meaning their position is *locally optimal* within their cell.

Our main results are twofold.

- We show that for location problems with Manhattan distances in the plane, the properties of *fairness* and *local optimality* lead to a geometric condition called *balancedness*. While the analogue concept for Euclidean distances in a rectangle implies grid configurations [21], we demonstrate that there are balanced configurations of much greater variety.
- We give a full characterization of the One-Round Manhattan Voronoi Game where each player places n points in a rectangle R with aspect ratio $\rho \geq 1$. We show that White has a winning strategy if and only if $\rho \geq n$; for all other cases, Black has a winning strategy.

2 Related Work

Our paper relates to previous work in the field of competitive facility location in general and the Voronoi game in particular, both in a geometric setting.

2.1 Competitive Facility Location

Scientific work on facility location can be traced back to the turn of the 20th century, with the groundbreaking works of Launhardt [32] and Weber [39]. Given two raw material suppliers and a single market, they studied the problem of determining an optimal location for a new plant. See Wesolowsky [40] for more details on the history of facility location. All of these early works dealt with continuous location problems, i.e., the new facilities can be located anywhere in the plane. Location problems in other domains started to evolve in the 1960s, most notably on networks (Hakimi [24]) and discrete location problems (Manne [33]). While the latter now dominate the literature, planar location problems have received considerable and ongoing attention in the literature since those early works; see the books of Drezner [15], Drezner and Hamacher [16], and Laporte et al. [31].

The first discussion of *competitive* facility location problems is due to Hotelling [26] in 1929. He considered the case of a bounded linear market with uniform demand and two players who each locate one facility from where a homogeneous commodity with no production cost is sold at a fixed price of their own choosing. Assuming customers incur transportation costs that are linear in the distance travelled, it is presumed that customers patronize the facility from which they can purchase one unit of the commodity at the lowest price. For this set-up, Hotelling claimed that there is an equilibrium solution for which both facilities are located right next to each other in the centre of the line segment, with each player capturing half of the demand. This was later disputed by d'Aspremont et al. [13], who proved that no equilibrium pricing solution exists when players co-locate. However, these issues stem from the inclusion of the pricing problem within the underlying modelling assumptions; the principle of minimum differentiation, commonly referred to as Hotelling's law, holds within the pure location model. Those interested in a further discussion are encouraged to read Aydinonat and Köksal [4] and references therein. Since Hotelling's seminal work, numerous other competitive location models have appeared in the literature; we refer the interested reader to Dasci [12] and Eiselt et al. [19].

Drezner [14] considers a given finite set of customer points in the plane, each with their own demand. First the *leader* (player 1) and then the *follower* (player 2) place a fixed number of facilities. The market share of a facility is then given by the total demand of all customers who are closer to this facility than to any of the other facilities; the leader's facility is considered to be closer in case of equal distance. Given the facility locations W of the leader, the follower wants to place his r facilities so as to maximize his total market share. The leader, in turn, wants to place her p facilities such that her market share is maximal after the follower places his facilities optimally. Hakimi [25] called the former the *follower's* or $(r|W)$ -medianoid problem, and the latter the *leader's* or $(r|p)$ -centroid problem. For Euclidean distances, he derived exact polynomial-time algorithms for the $(r|1)$ -centroid and the $(1|W)$ -medianoid problem. Not much is known about the general version of these problems. Bhadury et al. [9] present a heuristic for the $(r|p)$ -centroid problem, in which the two players alternate in solving a medianoid problem. For the $(r|W)$ -medianoid problem, the authors propose two heuristics: one based on incrementally solving the $(1|W)$ -medianoid problem and the other based on placing the follower's facilities right next to the leader's sites.

For the Manhattan metric, Infante-Macias and Muñoz-Pérez [27] derive an exact enumeration algorithm to solve the $(r|W)$ -medianoid problem – albeit in time exponential in r .

Less is known for geometric location problems for which demand is not discrete, but uniformly distributed across the plane. In this setting, Averbakh et al. [3] derive an exact polynomial-time algorithm for the $(1|W)$ -medianoid problem with Manhattan metric (as well as for several non-competitive problems), finding an optimal location for an additional facility in a convex region with n existing facilities. For Euclidean metric, a convex compact market area, and two players, each placing one facility, Aoyagi and Okabe [2] prove that an equilibrium configuration exists if and only if the market area is point-wise symmetric with respect to some point in the area; this point is then the optimal location for both facilities. This is the two-dimensional analogon to Hotelling’s observation for a linear market. For more than two facilities, however, the equilibrium configurations are markedly different. For an unbounded plane and an infinite number of facilities (or competing players), Okabe and Aoyagi [34] show that the equilibrium configuration forms a regular hexagonal pattern. For a square market and a finite number of firms, Okabe and Suzuki [35] show that the equilibrium state exhibits a honeycomb pattern.

The problem of finding a *fair* apportionment of the rectangle’s area, i.e., all Voronoi cells have equal area, has been addressed in Baron et al. [7] for Euclidean distances. They consider a unit square with uniformly distributed demand and assume that each demand point is served by the closest facility, provided this facility is within a predefined radius of the demand point. The goal is then to locate n facilities in the square such that all facilities face an equal demand load, the latter being computed as the area served exclusively by the facility. The authors propose an iterative procedure utilizing Voronoi diagrams to approximately solve the problem. Suzuki and Drezner [17] present an improved gradient search approximation algorithm for this problem as well as for two new problems. We point out that configurations obtained by those problems are *fair*, but not necessarily *locally optimal* (and therefore not necessarily *balanced*).

For urban location problems, the Manhattan metric provides a much better geometric approximation of the actual travel distances than the Euclidean metric, even if urban road networks are not all grid-shaped. Moreover, many applications arise from multi-dimensional data sets with heterogeneous dimensions, where the Manhattan metric is a compelling choice. While rectilinear problems have been frequently studied in location theory and applications (e.g., see [29, 30, 41]), they have received limited attention in a setting in which facilities compete for customers. For non-competitive problems with Manhattan distances, Fekete et al. [22] provide several algorithmic results, including an NP-hardness proof for the k -median problem of minimizing the average distance. Along similar lines, Bender et al. [8] describe the shape of a region with a desired area that minimizes the normalized Manhattan distance; this characterization is based on a differential equation for which no closed-form solution is known, highlighting the surprising depth of location problems with Manhattan distances.

2.2 The Voronoi Game

An important scenario for competitive facility location is the *Voronoi game*, first introduced by Ahn et al. [1], in which two players, *White* and *Black*, take turns placing one facility at a time in a given playing arena. In the end, each player scores the area consisting of the points that are strictly closer to one of their facilities than to any one of the opponent’s, i.e., the total area of their open Voronoi cells. The goal for each player is to obtain the higher score. As Teramoto et al. [37] showed, the problem is PSPACE-complete, even in a discrete graph setting. There is a considerable amount of other work on variants of the

Voronoi game. Bandyopadhyay et al. [5] consider the one-round game in trees, providing a polynomial-time algorithm for the second player. As Fekete and Meijer [21] have shown, the problem is NP-hard for polygons with holes, corresponding to a planar graph with cycles. For a spectrum of other variants and results, see [6, 18, 23, 28].

Special attention has been paid to the *One-Round Voronoi Game*, in which each player places their n facilities at once, starting with White; see Figure 1 for an example with Manhattan distances and a rectangular arena. During the game, co-location of points is forbidden (or does not occur in optimal play when breaking ties of equal distances in favour of white).

This Voronoi game – which can also be considered a special case of the $(n|n)$ -centroid problem – was first studied in Cheong et al. [11]. They showed that for Euclidean distances, the first player, White, can always win when the playing arena consists of a segment, while the second player, Black, has a winning strategy if the arena is a square and n is sufficiently large. Fekete and Meijer [21] refined this by showing that in a rectangle of dimensions $1 \times \rho$ with $\rho \geq 1$, Black has a winning strategy for $n \geq 3$ and $\rho < n/\sqrt{2}$, and for $n = 2$ and $\rho < 2/\sqrt{3}$; White wins in all other cases.

Consideration of Manhattan distances leads to a number of important differences. While for Euclidean distances a bisector (the set of points that are of equal distance from two facilities) is the boundary of the open Voronoi cells, so its area is zero, Manhattan bisectors may have positive area, as shown in Figure 2. Thus, owing to the different nature of the Manhattan metric, both players may dominate strictly less than $\rho/2$, the remaining area belonging to *neutral zones*.

3 Preliminaries

Let P denote a finite set of points in a rectangle R . For two points $p_1 = (x_1, y_1)$ and $p_2 = (x_2, y_2)$, we define $\Delta_x(p_1, p_2) := |x_1 - x_2|$ and $\Delta_y(p_1, p_2) := |y_1 - y_2|$. Then their Manhattan distance is given by $d_M(p_1, p_2) := \Delta_x(p_1, p_2) + \Delta_y(p_1, p_2)$.

Defining $D(p_1, p_2) := \{p \in R \mid d_M(p, p_1) < d_M(p, p_2)\}$ as a set of points that are closer to p_1 than to p_2 , the *Voronoi cell* of p in P is

$$V^P(p) := \bigcap_{q \in P \setminus \{p\}} D(p, q).$$

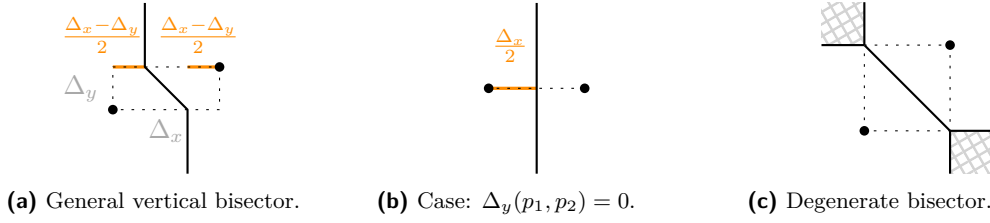
The *Manhattan Voronoi diagram* $\mathcal{V}(P)$ is the complement of the union of all Voronoi cells of P . In contrast to the Euclidean case, for which the Voronoi diagram has measure zero and every Voronoi cell is convex:

- the Manhattan Voronoi diagram may contain *neutral zones* of positive measure, and
- Manhattan Voronoi cells need not be convex, but they are star-shaped.

Both of these properties can easily be observed when analysing the bisectors. The *bisector* of p_1 and p_2 is the set of all points that are of equal distance from p_1 and p_2 , i.e.,

$$\mathcal{B}(p_1, p_2) := \{q \in R \mid d_M(q, p_1) = d_M(q, p_2)\}.$$

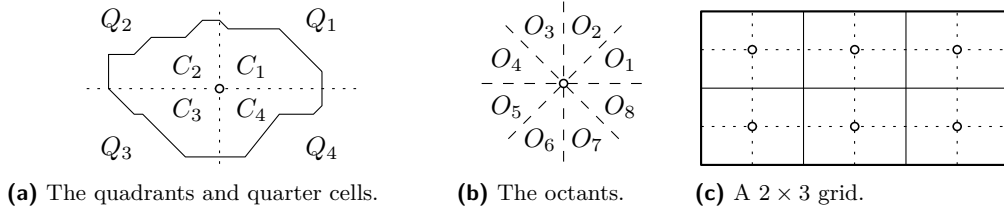
There are three types of bisectors, as shown in Figure 2. Typically, a bisector consists of three one-dimensional parts, namely two (vertical or horizontal) segments that are connected by a segment of slope ± 1 ; see Figure 2(a). If $\Delta_x(p_1, p_2) = 0$ or $\Delta_y(p_1, p_2) = 0$, then the diagonal segment shrinks to a point and the bisector consists of a (vertical or horizontal) segment; see Figure 2(b). However, when $\Delta_x(p_1, p_2) = \Delta_y(p_1, p_2)$, then the bisector $\mathcal{B}(p_1, p_2)$



■ **Figure 2** Illustration of the three types of bisector.

contains two regions; see Figure 2(c). We call a bisector of this type *degenerate*. Further, a non-degenerate bisector is *vertical* (*horizontal*) if it contains vertical (*horizontal*) segments.

For $p = (x_p, y_p) \in P$, both the vertical line $\ell_v(p)$ and the horizontal line $\ell_h(p)$ through p split the Voronoi cell $V^P(p)$ into two pieces, which we call *half cells*. We denote the set of all half cells of P obtained by vertical lines by \mathcal{H}^+ and those obtained by horizontal lines by \mathcal{H}^- . Furthermore, we define $\mathcal{H} := \mathcal{H}^+ \cup \mathcal{H}^-$ as the set of all half cells of P . Applying both $\ell_v(p)$ and $\ell_h(p)$ to p yields a subdivision into four quadrants, which we denote by $Q_i(p)$, $i \in \{1, \dots, 4\}$; see Figure 3(a). Moreover, $C_i(p) := V^P(p) \cap Q_i(p)$ is called the *i*th *quarter cell* of p . We also consider the eight regions of every $p \in P$ obtained by cutting R along the lines $\ell_v(p)$, $\ell_h(p)$, and the two diagonal lines of slope ± 1 through p . We refer to each such (open) region as an *octant* of p denoted by $O_i(p)$ for $i \in \{1, \dots, 8\}$ (see Figure 3(b)); a closed octant is denoted by $\bar{O}_i(p)$. The area of a subset S of R is denoted by $\text{area}(S)$.



■ **Figure 3** Illustration of crucial definitions.

For a point $p \in P$, we call the four horizontal and vertical rays rooted at p , contained within $V^P(p)$, the four *arms* of $V^P(p)$ (or of p). Two arms are *neighbouring* if they appear consecutively in the cyclic order; otherwise they are *opposite*. Moreover, we say an arm is a *boundary arm* if its end point touches the boundary of R ; otherwise it is *inner*. For later reference, we note the following.

► **Observation 1.** *The following properties hold:*

- (i) *If the bisector $\mathcal{B}(p, q)$ is non-degenerate and vertical (horizontal), then it does not intersect both the left and right (top and bottom) half cells of p .*
- (ii) *For every i and every $q_1, q_2 \in O_i(p)$, the bisectors $\mathcal{B}(p, q_1)$ and $\mathcal{B}(p, q_2)$ have the same type (vertical/horizontal).*
- (iii) *A Voronoi cell is contained in the axis-aligned rectangle spanned by its arms.*

Proof. Properties (i) and (ii) follow immediately from the shape of the bisectors. Property (ii) implies that a Manhattan Voronoi cell consists of four (x - and y -) monotone paths connecting the tips of its arms. Consequently, each Voronoi cell is contained in the axis-aligned rectangle spanned by its arms and, thus, property (iii) holds. ◀

4 Balanced Point Sets

In this section, we discuss properties of balanced point sets in the Manhattan metric (Section 4.1) and present families of non-grid balanced point sets showing that they are considerably richer in the Manhattan metric than in the Euclidean case (Sections 4.2 and 4.3).

4.1 Properties and Characterization

In a competitive setting for facility location, it is a natural *fairness property* to allocate the same amount of influence to each facility. A second *local optimality property* arises from choosing an efficient location for a facility within its individual Voronoi cell, i.e., a location that minimizes the average distance to all points. Combining both properties, we say a point set P in a rectangle R is *balanced* if the following two conditions are satisfied:

Fairness: for all $p_1, p_2 \in P$, $V^P(p_1)$ and $V^P(p_2)$ have the same area.

Local optimality: for all $p \in P$, p minimizes the average distance to the points in $V^P(p)$.

For Manhattan distances, there is a simple geometric characterization for the local optimality depending on the area of the half and quarter cells; see Figure 3(a).

► **Lemma 2.** *A point p minimizes the average Manhattan distance to the points in $V^P(p)$ if and only if either one of the following properties holds:*

- (i) p is a Manhattan median of $V^P(p)$: all four half cells of $V^P(p)$ have the same area.
- (ii) p satisfies the quarter-cell property: diagonally opposite quarter cells of $V^P(p)$ have the same area.

Proof. For an illustration we refer to Figure 3(a). Let a_i denote the area of the quarter cell $C_i(p)$. First we consider a point $p = (x_p, y_p)$ that minimizes the average Manhattan distance to all points in $V^P(p)$. Suppose the area of the top half cell exceeds the area of the bottom half cell, i.e., $a_1 + a_2 > a_3 + a_4$. Then, replacing p by $p' = (x_p, y_p + \varepsilon)$ for an appropriately small $\varepsilon > 0$ reduces the average y -distance and leaves the average x -distance unchanged. This contradicts the optimality of p . Similarly, we can exclude $a_1 + a_2 < a_3 + a_4$, so $a_1 + a_2 = a_3 + a_4$, making p a y -median of $V^P(p)$. Analogously, we conclude that $a_1 + a_4 = a_2 + a_3$, making p an x -median of $V^P(p)$. This shows that all half cells of $V^P(p)$ have the same area, i.e., property (i) holds. Moreover, note that the half-cell condition uniquely defines both x_p and y_p , so (i) is both necessary and sufficient.

We now show that (i) is equivalent to (ii). By adding the equations

$$a_1 + a_2 = a_3 + a_4$$

$$a_1 + a_4 = a_2 + a_3$$

it follows that $2a_1 + a_2 + a_4 = 2a_3 + a_2 + a_4 \iff a_1 = a_3$. By subtracting the equations, we get $a_2 - a_4 = a_4 - a_2 \iff a_2 = a_4$. Hence, the quarter-cell property is fulfilled.

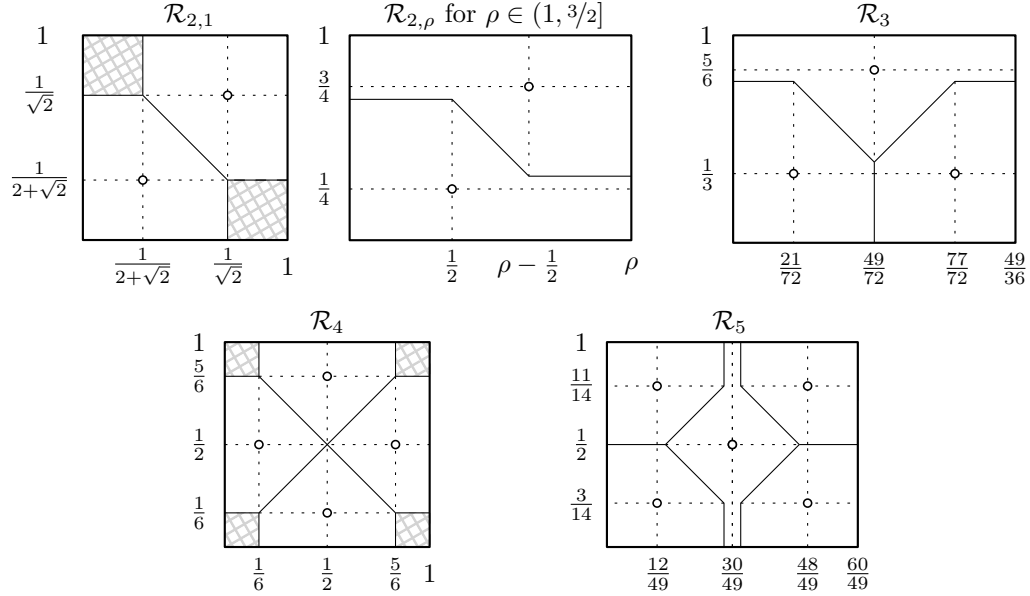
Conversely, $a_1 = a_3$ and $a_2 = a_4$ imply $a_1 + a_2 = a_3 + a_4 = a_1 + a_4 = a_2 + a_3$. ◀

Lemma 2 immediately implies the following characterization.

► **Corollary 3.** *A point set P in a rectangle R is balanced if and only if all half cells of P have the same area.*

4.2 Atomic Non-Grid Configurations

A simple family of balanced sets arise from regular, $a \times b$ grids; see Figure 3(c). In stark contrast to the Euclidean case, there exist a large variety of other balanced sets: Figure 4 depicts balanced point sets for which *no* cell is a rectangle.



■ **Figure 4** Non-grid examples of balanced point sets of cardinality 2, 3, 4, and 5.

► **Lemma 4.** *The configurations $\mathcal{R}_{2,\rho}, \mathcal{R}_3, \mathcal{R}_4, \mathcal{R}_5$, depicted in Figure 4, are balanced. Moreover, $\mathcal{R}_{2,\rho}, \rho \in [1, 3/2]$, and \mathcal{R}_3 are the only balanced non-grid point sets with two and three points, respectively.*

Simple calculations show that the configurations are balanced. In order to prove the uniqueness, we make use of Lemma 2. While the analysis for $n = 2$ can be easily conducted manually, for $n = 3$ the relative point positions lead to about 20 cases of structurally different Voronoi diagrams, which were checked using MATLAB®. In the following, we provide proof details. Claim 5 in Section 4.2.1 establishes uniqueness for $n = 2$; Claim 6 in Section 4.2.2 shows uniqueness for $n = 3$.

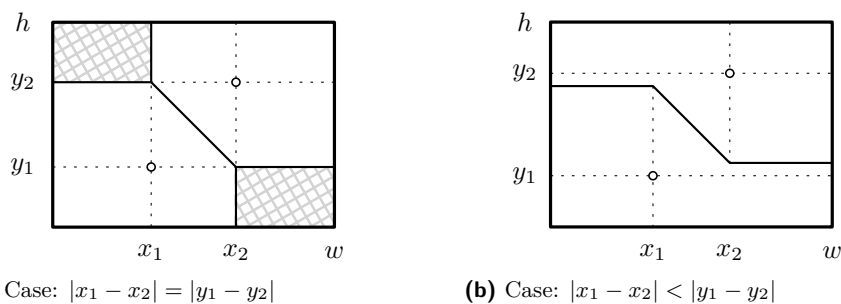
4.2.1 Balanced Sets with Two Points

In the following, we establish uniqueness for $n = 2$.

▷ **Claim 5.** For every $(1 \times \rho)$ rectangle with $1 \leq \rho \leq 3/2$, there exists (up to reflection) a unique point set P with $|P| = 2$ such that P is not a grid and fulfils (P1). The resulting configuration is $\mathcal{R}_{2,\rho}$ as illustrated in Figure 4.

Moreover, if $\rho > 3/2$, there exists no such point set.

Proof. Let P be a point set in an $(h \times w)$ rectangle R consisting of two points $p_1 = (x_1, y_1)$ and $p_2 = (x_2, y_2)$ which is different from a grid and fulfils (P1). Without loss of generality, we assume that p_2 lies in the top right quadrant of p_1 as in Figure 5. We distinguish two cases depending on whether or not the vertical and horizontal distances between p_1 and p_2 are equal.



■ **Figure 5** Illustration of the proof of Claim 5.

Firstly, we consider the case that $\Delta_x(p_1, p_2) = \Delta_y(p_1, p_2) =: d$. For an illustration, see Figure 5(a). By (P1) and Lemma 2, diagonally opposite quarter cells have the same area. Consequently, the second and fourth rectangular quarter cells of p_1 and p_2 imply that $dx_1 = dy_1 \iff x_1 = y_1$, and $d(w - x_2) = d(h - y_2) \iff w - x_2 = h - y_2$. Hence, $w = x_1 + d + (w - x_2) = y_1 + d + (h - y_2) = h$ so it follows that $\rho = 1$. This yields $\mathcal{R}_{2,1}$ as shown in Figure 4.

Secondly, we consider the case that $\Delta_x(p_1, p_2) \neq \Delta_y(p_1, p_2)$. Without loss of generality, we assume that $\Delta_x(p_1, p_2) < \Delta_y(p_1, p_2)$ as illustrated in Figure 5(b). Thus, $\mathcal{B}(p_1, p_2)$ is horizontal. By (P1), the bottom half cell of p_1 and the top half cell of p_2 have an area of $1/4 wh$ each. Because their width is w , it follows that $y_1 = 1/4 h$ and $y_2 = 3/4 h$. By symmetry of the bisector, it follows that the height of the left half cell of p_1 equals the height of the right half cell of p_2 . Because the areas of these half cells are equal, their respective widths must also agree, i.e., $x_2 = w - x_1$. Moreover, the left half cell of p_1 has an area of

$$\begin{aligned} x_1(h/4 + 1/2(h/2 + (x_2 - x_1))) &= x_1/2(h + x_2 - x_1) = x_1/2(h + w - 2x_1) \stackrel{!}{=} wh/4 \\ &\iff x_1 \in \{h/2, w/2\}. \end{aligned}$$

If $x_1 = w/2$, P is a grid. For $x_1 = h/2$, we obtain the configuration $\mathcal{R}_{2,\rho}$ depicted in Figure 4. Note that it is necessary that $h/2 < w - h/2 \iff h < w$ and $(y_2 - y_1) \geq (x_2 - x_1) \iff w \leq 3/2 h$. This completes the proof of the claim. \triangleleft

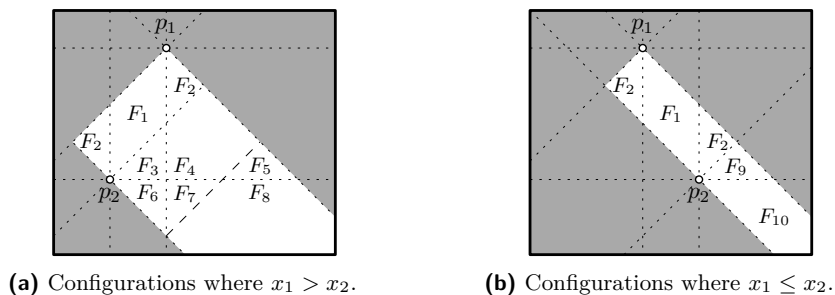
4.2.2 Balanced Sets with Three Points

In the following, we establish uniqueness for $n = 3$.

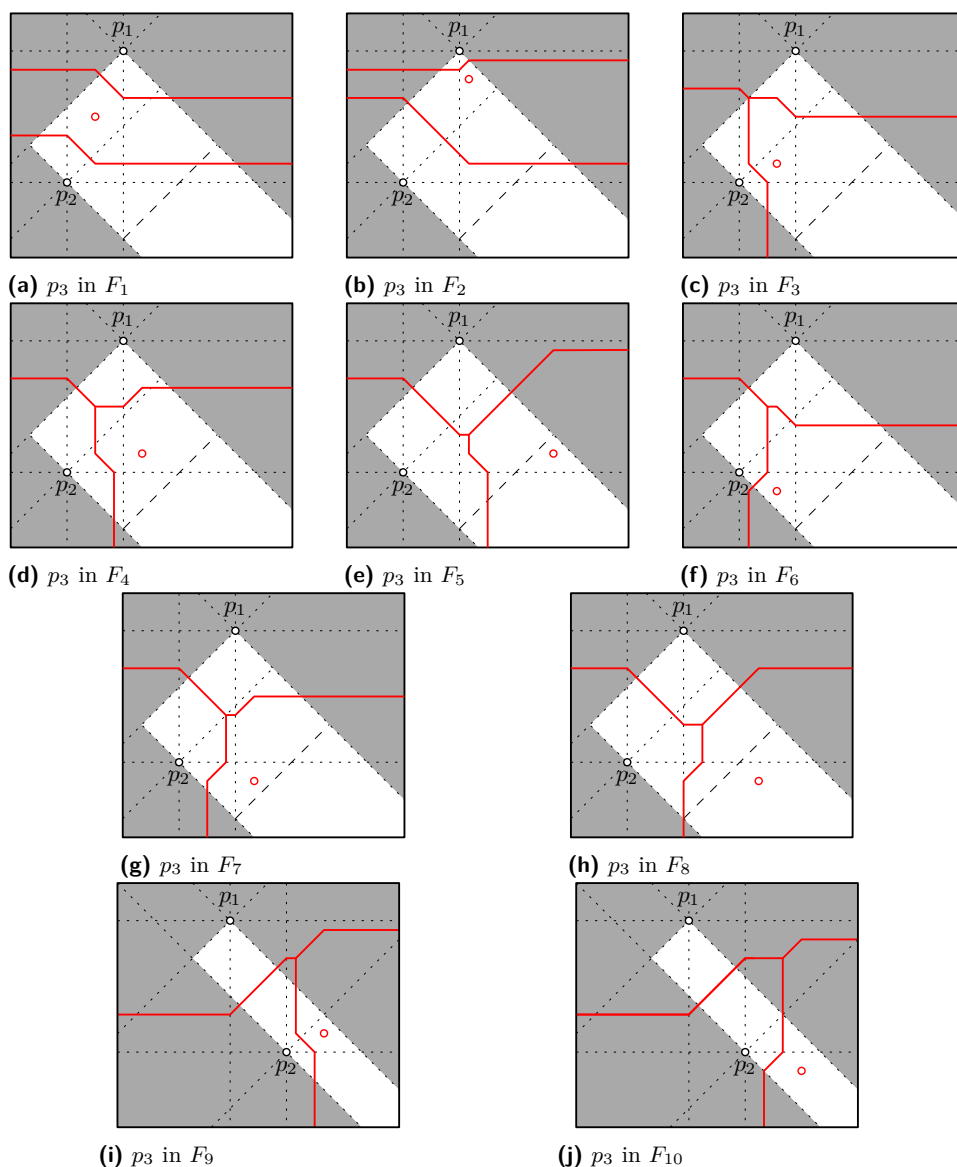
▷ **Claim 6.** Let P be a point set in a rectangle R such that $|P| = 3$, P is not a grid, and P satisfies (P1). Then $\rho(R) = 49/36$ and (R, P) is the configuration \mathcal{R}_3 .

Proof. We denote the height and width of R by h and w respectively, and distinguish four cases depending on the number of degenerate bisectors of the points in P . We start with the case of no degenerate bisectors.

No degenerate bisectors. Firstly, let us assume that P contains no degenerate bisector. Therefore, every corner of R is contained in one of the three cells and the cell of one point $p_1 = (x_1, y_1)$ contains two corners of R ; without loss of generality, we assume that p_1 contains the two top corners. Then, the top half cell of p_1 has width w and an area of $1/6 wh$ by property (P1). Consequently, $y_1 = 5/6 h$. Moreover, the other two points lie in $O_6(p_1) \cup O_7(p_1)$; otherwise the cell of p_1 would not contain both top corners.



■ **Figure 6** Illustration of the cases in the proof of Claim 6.



■ **Figure 7** The ten combinatorially different Voronoi diagrams with no degenerate bisector dependent on the relative position of the third point p_3 .

Furthermore, at least one other point $p_2 = (x_2, y_2)$ contains a corner of R in its cell, without loss of generality the bottom left corner of R . This implies that the third point p_3 lies in $\bigcup_{i \in \{1,2,3,8\}} O_i(p_2)$. We distinguish the cases $x_1 > x_2$ and $x_1 \leq x_2$ which are illustrated in Figures 6(a) and 6(b) respectively. Moreover, the octants of p_1 and p_2 as well as the so-called partition line completing the diamond around the rightmost breakpoint of the bisector between $\mathcal{B}(p_1, p_2)$ (the dashed line in Figure 6(a); see Averbakh et al. [3] for more details) subdivide the possible locations of the third point into regions which are illustrated in Figure 6. As a result, for every position of p_3 within a region, the resulting Voronoi diagram is structurally identical; see also Figure 7. Note also that all regions with the same label result in fully symmetric configurations.

For each configuration, we can describe the areas of the quarter cells dependent on the three point coordinates. Using (P2) and Lemma 2, we obtain a number of equations. Carrying out the involved calculations by hand is rather tedious, so we made use of MATLAB[®]. It turns out that there exists a solution if and only if $\rho = 49/36$, and that \mathcal{R}_3 is the unique solution.

In the following, we present all combinatorially different Voronoi diagrams of three points containing one, two, and three degenerate bisectors, respectively. Exploiting (P2) and Lemma 2, we then obtain a system of equations for each diagram dependent on the points' coordinates. Using MATLAB[®], we guarantee that none of the diagrams supports a balanced set.

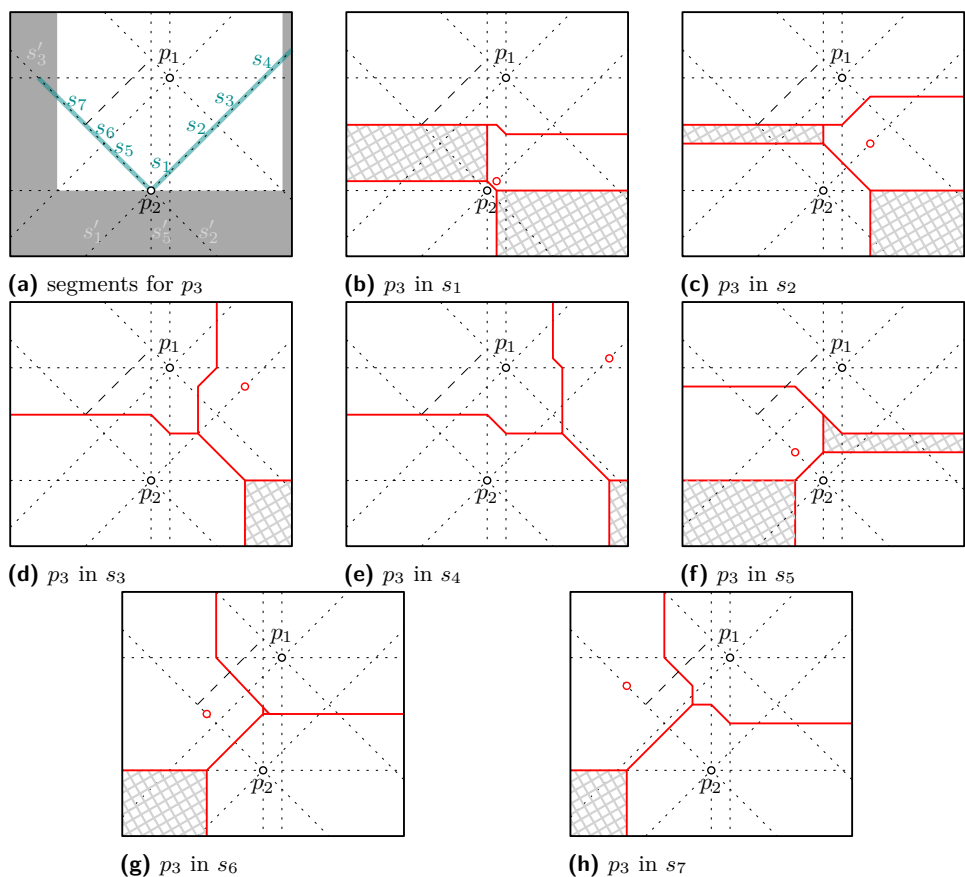
One degenerate bisector. Secondly, we consider the case that $P = \{p_1, p_2, p_3\}$ contains exactly one degenerate bisector. We may assume without loss of generality that p_1 has no degenerate bisector and that $\Delta_y(p_1, p_2)$ exceeds all of $\Delta_x(p_1, p_2)$, $\Delta_x(p_1, p_3)$, and $\Delta_y(p_1, p_3)$; otherwise we exchange the labels of p_2 and p_3 or rotate the configuration. Furthermore, we may assume that p_2 lies below p_1 and does not lie to the right of p_1 , see Figure 8(a).

By assumption, p_2 and p_3 share a degenerate bisector. Therefore p_3 lies on one of the diagonal lines through p_2 . Moreover, p_3 lies above p_2 and not too far to the left and right of p_1 , because of our assumption that $\Delta_y(p_1, p_2) > \Delta_x(p_1, p_3), \Delta_y(p_1, p_3)$. As before, the octants of p_1 and p_2 , as well as the partition line induced by the leftmost breakpoint of the bisector $\mathcal{B}(p_1, p_2)$ (represented by the dashed segment in Figure 8(a) that completes the diamond about the leftmost breakpoint of $\mathcal{B}(p_1, p_2)$), subdivide the location of p_3 into seven segments which are illustrated in Figure 8(a). Placing p_3 on different segments results in combinatorially different Voronoi diagrams which are depicted in Figure 8.


Two degenerate bisectors. Without loss of generality, we may assume that p_3 has a degenerate bisector with both p_1 and p_2 . Since $\mathcal{B}(p_1, p_2)$ is non-degenerate, p_1 and p_2 lie on different diagonals and we may assume without loss of generality that p_3 is the rightmost point of P and $\Delta_x(p_1, p_3) \geq \Delta_x(p_1, p_2)$. Consequently, we obtain a configuration as depicted in Figure 9(a).

Three degenerate bisectors. If all three bisectors are degenerate, then the three points lie on a common diagonal line: consider two points on a line of slope +1. Since the diagonals through the two points of slope -1 are parallel, the third point must lie on the diagonal of slope +1; see Figure 9(b). Without loss of generality (allowing for reflection and rotation and renaming the points) we may assume the illustrated labelling.

In showing that the resulting systems of equations have no solutions, we prove that \mathcal{R}_3 is the unique balanced non-grid configuration with three points. \triangleleft



■ **Figure 8** The seven segments producing Voronoi diagrams with one degenerate bisector.



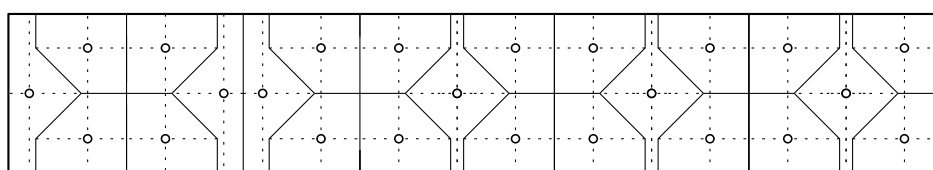
■ **Figure 9** Voronoi diagrams of three points containing two degenerate bisectors.

4.3 An Infinite Family of Balanced Configurations

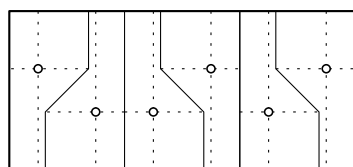
Observe that $\mathcal{R}_{2,\rho}, \mathcal{R}_3, \mathcal{R}_4$, and \mathcal{R}_5 are *atomic*, i.e., they cannot be decomposed into subconfigurations whose union of Voronoi cells is a rectangle. We show how they serve as building blocks to induce large families of balanced configurations.

► **Theorem 7.** *For every integer $n \geq 2$, there exists a rectangle R and a set P of n points such that P is balanced and no Voronoi cell is a rectangle.*

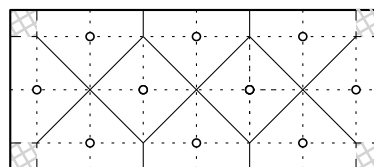
Proof. For every $n = 3k + 5\ell$ with $k, \ell \in \{0, 1, \dots\}$, we construct a configuration by combining k blocks of \mathcal{R}_3 and ℓ blocks of \mathcal{R}_5 , as illustrated in Figure 10(a). This yields configurations with n points in which $n = 3k$ for $k \geq 1$, $n = 3k + 2 = 3(k - 1) + 5$ for $k \geq 1$, or $n = 3k + 1 = 3(k - 3) + 10$ for $k \geq 3$, so we obtain configurations for all $n \geq 8$ and $n = 3, 5, 6$.



(a) Combining k blocks of \mathcal{R}_3 and ℓ blocks of \mathcal{R}_5 for a configuration with $n = 3k + 5\ell$ points in a rectangle R with $\rho(R) = 1/49(36k + 60\ell)$.



(b) Combining k blocks of \mathcal{R}_2 for a configuration with $n = 2k$ points.



(c) Combining k blocks of \mathcal{R}_4 with partial overlap for a configuration with $n = 3k + 1$ points.

■ **Figure 10** Illustration of the proof of Theorem 7.

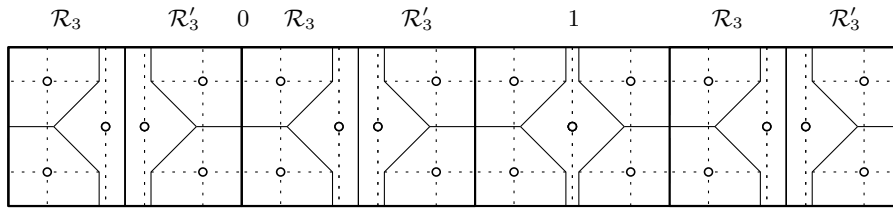
Balanced configurations with $n = 2k$, $k \in \mathbb{N}$, points are obtained by combining k blocks of \mathcal{R}_2 as shown in Figure 10(b); alternatively, for the missing cases of $n = 2, 4$, recall the configurations in Figure 4.

Lastly, Figure 10(c) depicts a balanced configuration for the case of $n = 3k + 1$ points by combining k blocks of \mathcal{R}_4 with partial overlap. In particular, this contains the last missing case of $n = 7$ points. Note that, in contrast to the previous configurations, these configurations contain degenerate bisectors and neutral regions. (We do not know of examples for $n = 7$ without degenerate bisectors.) ◀

While none of the configurations in Theorem 7 contains a rectangular Voronoi cell, they contain many immediate repetitions of the same atomic components. In fact, there are arbitrarily large *non-repetitive* balanced configurations without directly adjacent congruent atomic subconfigurations.

► **Theorem 8.** *There is an injection between the family of 0-1 strings and a family of non-repetitive balanced configurations without any rectangular Voronoi cells.*

Proof. For a given 0-1 string \mathcal{S} of length s , we use s pairs of blocks \mathcal{R}_3 and its reflected version \mathcal{R}'_3 to build a sequence of $2s$ blocks. As shown in Figure 11, we insert a block \mathcal{R}_5 after the i th pair if \mathcal{S} has a 1 in position i ; otherwise the block sequence remains. ◀



■ **Figure 11** Illustration of the proof of Theorem 8. The configuration represents the string 01.

5 The One-Round Manhattan Voronoi Game


An instance of the One-Round Manhattan Voronoi Game consists of a rectangle R and the number n of points to be played by each player. Without loss of generality, R has height 1 and width $\rho \geq 1$. White chooses a set W of n white points in R , followed by Black selecting a set B of n black points, with $W \cap B = \emptyset$. Each player scores the area consisting of the points that are closer to one of their facilities than to any one of their opponent's. Hence, if two points of one player share a degenerate bisector, the possible neutral regions are assigned to this player. Therefore, by replacing each degenerate bisector between points of one player with a (w.l.o.g. horizontal) non-degenerate bisector, each player scores the area of its (horizontally enlarged) Manhattan Voronoi cells. With slight abuse of notation, we denote the resulting (horizontally enlarged) Voronoi cells of coloured point sets by $V^{W \cup B}(p)$ in the same way as before. The player with the higher score wins, or the game ends in a tie.

For an instance (R, n) and a set W of n white points, a set B of n black points is a *winning set for Black* if Black wins the game by playing B ; likewise, B is a *tie set* if the game ends in a tie. For a given set W of white points, a black point b is a *winning point* if $\text{area}(V^{W \cup \{b\}}(b))$ exceeds $1/2n \cdot \text{area}(R)$. A white point set W is *unbeatable* if it does not admit a winning set for Black, and W is a *winning set for White* if there exists neither a tie nor a winning set for Black. If Black or White can always identify a winning set, we say that they have a *winning strategy*.

Despite the possible existence of degenerate bisectors for Manhattan distances, we show that Black has a winning strategy if and only if Black has a winning point. We make use of the following two lemmas.

► **Lemma 9.** *Consider a rectangle R with a set W of white points. Then for every $\varepsilon > 0$ and every half cell H of W , Black can place a point b such that the area of $V^{W \cup \{b\}}(b) \cap H$ is at least $(\text{area}(H) - \varepsilon)$.*

Proof. Without loss of generality, we consider the left half cell H of some $w \in W$ as in Figure 12. By placing b slightly to the left of w , the bisector $\mathcal{B}(b, w)$ is a vertical segment between b and w . Therefore $V^{W \cup \{b\}}(b)$ contains all points of H to the left of $\mathcal{B}(b, w)$. The



(a) A left half cell H .

(b) A point capturing H up to any $\varepsilon > 0$.

■ **Figure 12** Illustration of the proof of Lemma 9.

area difference between $V^{W \cup \{b\}}(b) \cap H$ and H is bounded above by the product of the total length of the top and bottom arm of H and (half) the distance of b and w . Consequently, by placing b close enough, the difference drops below any fixed $\varepsilon > 0$. ◀

In fact, White must play a balanced set; otherwise Black can win.

► **Lemma 10.** *Let W be a set of n white points in a rectangle R . If any half cell of W has an area different from $1/2n \cdot \text{area}(R)$, then Black has a winning strategy.*

Proof. If not all half cells of W have the same area, then there exists a half cell H with $\text{area}(H) > 1/2n \cdot \text{area}(R)$. We assume w.l.o.g. that H is a half cell of \mathcal{H}^+ ; otherwise we consider \mathcal{H}^- . Denoting the n largest half cells of \mathcal{H}^+ by H_1, \dots, H_n , it follows that there exists $\delta > 0$ such that $\sum_{i=1}^n \text{area}(H_i) = 1/2 \cdot \text{area}(R) + \delta$.

By Lemma 9, Black can place a point b_i to capture the area of H_i up to any $\varepsilon > 0$. More precisely, by choosing $\varepsilon < \delta/n$, Lemma 9 guarantees that there exists a placement of n black points b_1, \dots, b_n such that

$$\sum_{i=1}^n \text{area}(V^{W \cup B}(b_i) \cap H_i) \geq \sum_{i=1}^n (\text{area}(H_i) - \varepsilon) = \frac{1}{2} \text{area}(R) + \delta - n\varepsilon > \frac{1}{2} \text{area}(R).$$

Consequently, Black has a winning strategy by placing these points. ◀

These insights enable us to prove the main result of this section.

► **Theorem 11.** *Black has a winning strategy for a set W of n white points in a rectangle R if and only if Black has a winning point.*

Proof. Let B be a winning set for Black. If Black's winning score with B exceeds $1/2 \cdot \text{area}(R)$ then, by the pigeonhole principle, there exists $b \in B$ such that its cell $V^{W \cup B}(b)$ has an area exceeding $1/2n \cdot \text{area}(R)$. Since $\text{area}(V^{W \cup \{b\}}(b)) \geq \text{area}(V^{W \cup B}(b))$, b is a winning point. Otherwise Black wins by playing B but scores at most half the area of R . We show that there exists a winning set for Black which achieves a higher score, enabling us to use the argument presented above given any winning set.

▷ **Claim 12.** *Let B be a winning set for Black such that Black scores at most $1/2n \cdot \text{area}(R)$. Then there is also a winning set B' for Black such that Black's score exceeds $1/2n \cdot \text{area}(R)$.*

Proof. If Black wins with B , then Black's score exceeds White's score. Moreover, since Black scores at most $1/2n \cdot \text{area}(R)$, there exist neutral zones and degenerate bisectors between black and white points.

Consider a white point w and a black point b with $\Delta_x(w, b) = \Delta_y(w, b)$. Black can avoid this degeneracy by choosing a slightly perturbed location. By moving on either side of the diagonal line through w and b , Black can win either of the neutral regions' areas up to any $\varepsilon > 0$. If the neutral regions are of different sizes, then Black can ensure a net gain. If the areas are the same, then Black has a net loss of $\varepsilon > 0$. However, since Black wins, they can allow for some net loss $\varepsilon > 0$. This argument applies even if b contributes to more than one degeneracy by consideration of the sum of the losses and gains in the resulting cells. Therefore b can avoid degeneracy by an arbitrarily small net loss. The repeated application of these perturbations for all of Black's points shows that Black has a winning set without forcing neutral regions. Consequently, Black's score exceeds $1/2n \cdot \text{area}(R)$. ◀

Now suppose that there exists a winning point b , i.e., $\text{area}(V^{W \cup \{b\}}(b)) = 1/2n \cdot \text{area}(R) + \delta$ for some $\delta > 0$. If $n = 1$, Black clearly wins with b . If $n \geq 2$, Black places $n - 1$ further black points: consider $w_i \in W$. By Lemma 10, we may assume that each half cell of W has area $1/2n \cdot \text{area}(R)$. By Observation 1(i), w_i has a half cell H_i that is disjoint from $V^{W \cup \{b\}}(b)$. By Lemma 9, Black can place a point b_i to capture the area of H_i up to every $\varepsilon > 0$. Choosing $\varepsilon < \delta/n-1$ and placing one black point for every $n-1$ distinct white point, with Lemma 9, Black achieves a score of $\sum_{p \in B} \text{area}(V^{W \cup B}(p)) = (1/2n \cdot \text{area}(R) + \delta) + (n-1)(1/2n \cdot \text{area}(R) - \varepsilon) > 1/2 \cdot \text{area}(R)$. Consequently, Black has a winning strategy. ◀

6 Properties of Unbeatable Sets

In this section, we identify necessary properties of *unbeatable* white sets, for which the game ends in a tie or White wins. We call a cell a *bridge* if it has two opposite boundary arms.

► **Theorem 13.** *If W is an unbeatable white point set in a rectangle R , then it fulfils the following properties:*

(P1) *The area of every half cell of W is $1/2n \cdot \text{area}(R)$.*

(P2) *The arms of a non-bridge cell are equally long; the opposite boundary arms of a bridge cell are of equal length and, if $|W| > 1$, they are shortest among all arms.*

Proof. Because W is unbeatable, property (P1) follows immediately from Lemma 10. Moreover, in case $|W| = 1$, (P1) implies that opposite arms of the unique (bridge) cell have equal length, i.e., (P2) holds for $|W| = 1$.

It remains to prove property (P2) for $|W| \geq 2$. By Theorem 11, it suffices to identify a black winning point if (P2) is violated. We start with the following fact.

▷ **Claim 14.** Let P be a point set containing $p = (0, 0)$ and let P' be obtained from P by adding $p' = (\delta, \delta)$ where $\delta > 0$ such that p' lies within $V^P(p)$. Restricted to $Q := Q_1(p')$, the cell $V^{P'}(p')$ contains all points that are obtained when the boundary of $V^P(p) \cap Q$ is shifted upwards (rightwards) by δ (if it does not intersect the boundary of R).

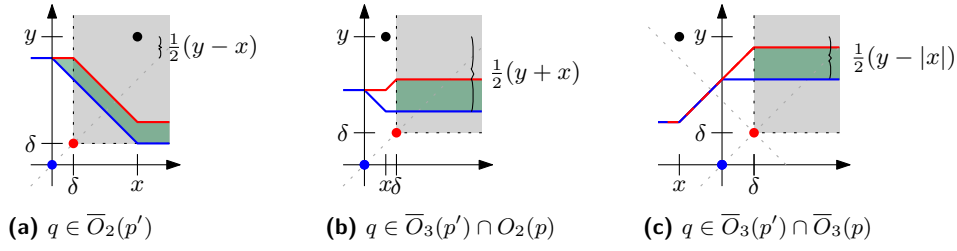
Proof. To prove this claim, it suffices to consider the individual bisectors of p' and any other point $q \in P'$. Note that all points shaping the cell of p' in quadrant Q are contained in an octant $O_i(p')$ with $i \in \{1, 2, 3, 8\}$. We show that vertical bisectors move rightwards and horizontal bisectors move upwards.

For a point $q = (x, y)$ in $\overline{O}_2(p')$, the part of the bisector $\mathcal{B}(q, p') \cap Q$ can be obtained from $\mathcal{B}(q, p) \cap Q$ by shifting it upwards by an amount of δ ; see also Figure 13(a). In particular, the initial height of the diagonal segment remains unchanged because its vertical distance to q is $1/2(\Delta_y(q, p') - \Delta_x(q, p')) = 1/2((y - \delta) - (x - \delta)) = 1/2(y - x) = 1/2(\Delta_y(q, p) - \Delta_x(q, p))$. Note also that this holds for degenerate bisectors, because only their diagonal segment is contained in Q .

For a point $q = (x, y)$ in $\overline{O}_3(p') \cap O_2(p)$, the vertical distance of q to the horizontal segment of $\mathcal{B}(q, p)$ within Q is $1/2(y - x) + x = 1/2(y + x)$ while vertical distance of q to the horizontal segment of $\mathcal{B}(q, p')$ is $1/2((y - \delta) - (\delta - x)) = 1/2(y + x) - \delta$; see also Figure 13(b).

For a point $q = (x, y)$ in $\overline{O}_3(p') \cap \overline{O}_3(p)$, the vertical distance of q to the horizontal segment of the bisector within Q is $1/2((y - \delta) - (|x| + \delta)) = 1/2(y - |x|) - \delta$ for p' and $1/2(y - |x|)$ for p ; see also Figure 13(c).

Note that for $q \in O_2(p') \cup O_3(p')$, the bisector $\mathcal{B}(q, p)$ is horizontal. Consequently, all shifted segments are horizontal or diagonal. Shifting them rightwards yields a region contained in $V^{P'}(p')$. By symmetry, all (vertical) bisectors of points within $O_1(p') \cup O_8(p')$ are shifted rightwards. This implies the claim. ◀

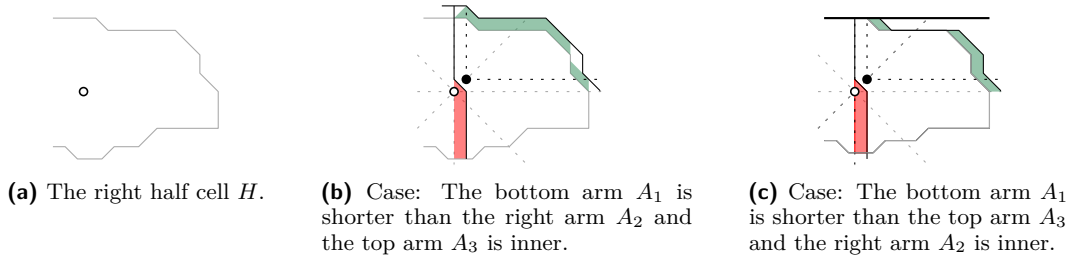


■ **Figure 13** Illustration of Claim 14. If $q = (x, y)$ lies in $\overline{O}_2(p') \cup \overline{O}_3(p')$, the part of the bisector $\mathcal{B}(q, p')$ within the first quadrant Q of p' coincides with $\mathcal{B}(q, p) \cap Q$ shifted upwards by δ .

We use our insight of Claim 14 to show property (P2) in two steps.

▷ **Claim 15.** Let $w \in W$ be a point such that an arm A_1 of $V^W(w)$ is shorter than a neighbouring arm A_2 and the arm A_3 opposite to A_1 is inner. Then Black has a winning point.

Proof. Without loss of generality, we consider the case that A_1 is the bottom arm of $V^W(w)$, A_2 its right arm, and $w = (0, 0)$; see Figure 14(b). We denote the length of A_i by $|A_i|$. Now we consider Black placing a point b within $V^W(w)$ at (δ, δ) for some $\delta > 0$. To ensure that the cell of b contains almost all of the right half cell of $V^W(w)$, we infinitesimally perturb b rightwards; for ease of notation in the following analysis, we omit the corresponding infinitesimal terms and assume that the bisector of b and w is vertical. We compare the area of $V(b) := V^{W \cup \{b\}}(b)$ with the right half cell H of w . In particular, we show that there exists $\delta > 0$ such that the area of $V(b)$ exceeds the area of H . Because $\text{area}(H) = 1/2n \cdot \text{area}(R)$ by (P1), b is a winning point.



■ **Figure 14** Illustration of Claim 15 and Claim 16: the gain and loss of $V(b)$ compared to H .

Clearly, all points in H to the right of the (vertical) bisector of b and w are closer to b . Consequently, when compared to H , the loss of $V(b)$ is upper bounded by $\delta|A_1| + 1/2\delta^2$; see also Figure 14(b). By Claim 14 and the fact that A_3 is inner, $V(b) \cap Q_1(p)$ gains at least $\delta(|A_2| - \delta)$ when compared to $H \cap Q_1(p)$. When additionally guaranteeing $\delta < 2/3(|A_2| - |A_1|)$, the gain exceeds the loss and thus b is a winning point. ◁

For a cell with two neighbouring inner arms, Claim 15 implies that all its arms have equal length. Consequently, it only remains to prove (P2) for bridges. With arguments similar to those proving Claim 15, we obtain the following result. For an illustration, see Figure 14(c).

▷ **Claim 16.** If there exists a point $w \in W$ such that two opposite arms of $V^W(w)$ have different lengths and a third arm is inner, then Black has a winning point.

Proof. Without loss of generality, we consider the case that A_1 is the bottom arm, A_1 is shorter than the top arm A_3 , and the right arm A_2 is inner. Analogously to the proof of Claim 15, Black places a point b at (δ, δ) for some $\delta > 0$ and chooses the vertical bisector with w . As above, when compared to the right half cell H of w , the loss of $V^{W \cup \{b\}}(b)$ is bounded above by $\delta|A_1| + 1/2 \delta^2$. By Claim 14 and the fact that A_2 is inner, the gain is bounded below by $\delta(|A_3| - \delta)$. Guaranteeing $\delta < 2/3(|A_3| - |A_1|)$, the gain exceeds the loss. Thus, if $|A_3| > |A_1|$, Black has a winning point. \triangleleft

If $|W| > 1$, every cell has at least one inner arm. Therefore Claim 16 yields that opposite boundary arms of a bridge cell have equal length. Moreover, Claim 15 implies that the remaining arms are not shorter. This proves (P2) for bridges. \blacktriangleleft

We now show that unbeatable white sets are grids; in some cases they are even *square grids*, i.e., every cell is a square.

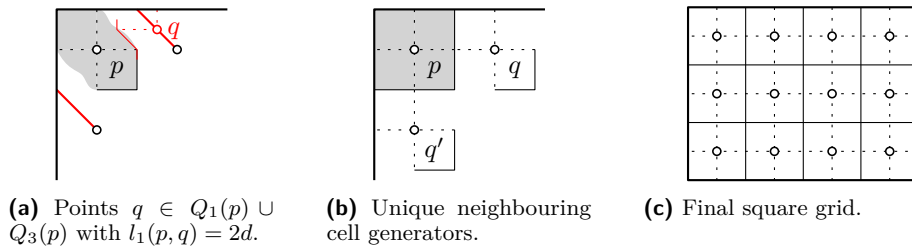
► **Lemma 17.** *Let P be a set of n points in a $(1 \times \rho)$ rectangle R with $\rho \geq 1$ fulfilling properties (P1) and (P2). Then P is a grid. More precisely, if $\rho \geq n$, then P is a $1 \times n$ grid; otherwise, P is a square grid.*

Proof. We distinguish two cases.

Case 1: $\rho \geq n$. By (P1), every half cell has area $1/2n \cdot \text{area}(R) = 1/2n \cdot \rho \geq 1/2$. Since the height of every half cell is bounded by 1, every left and right arm has a length of at least $1/2$. Then, property (P2) implies that each top and bottom arm has length $1/2$, i.e., every $p \in P$ is placed on the horizontal centre line of R . Finally, again by (P1), the points must be evenly spread. Hence, P is a $1 \times n$ grid.

Case 2: $\rho < n$. We consider the point p whose cell $V^P(p)$ contains the top left corner of R and denote its quarter cells by C_i . Then, C_2 is a rectangle. Moreover, $V^P(p)$ is not a bridge; otherwise its left half cell has area at least $1/2 > 1/2n \cdot \rho = 1/2n \cdot \text{area}(R)$. Therefore, by (P2), all arms of $V^P(p)$ have the same length; we denote this length by d . Together with the fact that C_2 and C_4 have the same area by (P1) and Lemma 2, it follows that C_2 and C_4 are squares of side length d .

We consider the right boundary of C_4 . Since the right arm of $V^P(p)$ has length d (and the boundary continues vertically below), some point q has distance $2d$ to p and lies in $Q_1(p)$. The set of all these possible point locations forms a segment, which is highlighted in red in Figure 15(a). Consequently, the left arm of q has length d . By (P2), the top arm of q must also have length d . Hence, q lies at the grid location illustrated in Figure 15(b). Moreover, it follows that q is the unique point whose cell shares part of the boundary with C_1 ; otherwise the top arm of q does not have length d .



■ **Figure 15** Illustration of the proof of Lemma 17.

By symmetry, a point q' lies at a distance $2d$ below p and distance d to the boundary. Thus, every quarter cell of $V^P(p)$ is a square with edge length d ; hence, the arms of all cells

have length at least d . Moreover, the top left quarter cells of $V^P(q)$ and $V^P(q')$ are squares, so their bottom right quadrants must also be squares. Using this argument iteratively along the boundary implies that boundary cells are squares. Applying it to the remaining rectangular hole shows that P is a square grid. ◀

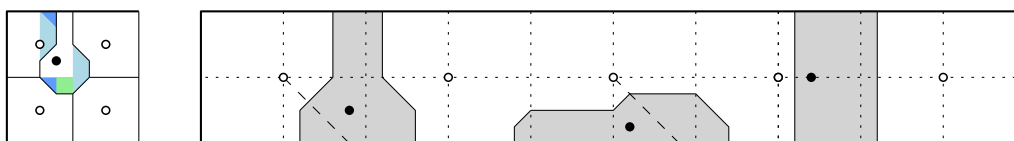
We now come to our main result.

► **Theorem 18.** *White has a winning strategy for placing n points in a $(1 \times \rho)$ rectangle with $\rho \geq 1$ if and only if $\rho \geq n$; otherwise Black has a winning strategy. Moreover, if $\rho \geq n$, the unique winning strategy for White is to place a $1 \times n$ grid.*

Proof. First we show that Black has a winning strategy if $\rho < n$. Suppose that Black cannot win. Note that $\rho < n$ implies $n \geq 2$. Consequently, by Theorem 13 and Lemma 17, the white point set W is a square $a \times b$ grid with $a, b \geq 2$, and thus the four cells in the top left corner induce a 2×2 grid. By Theorem 11, it suffices to identify a winning point for Black. Thus, we show the following:

▷ **Claim 19.** Black has a winning point in a square 2×2 grid.

Proof. Suppose the arms of all cells have length d . Then a black point p is a winning point if its cell has an area exceeding $2d^2$. With p placed at a distance $3d/2$ from the top and left boundary as depicted in Figure 16(a), the cell of p has an area of $2d^2 + d^2/4$. ◀



(a) A black winning point in a 2×2 grid. (b) Every black cell has an area $\leq 1/2n \cdot \text{area}(R)$. Moreover, only $n - 1$ locations result in cells of that size.

■ **Figure 16** Illustration of the proof of Theorem 18.

Secondly, we consider the case $\rho \geq n$ and show that White has a winning strategy. Theorem 13 and Lemma 17 imply that White must place its points in a $1 \times n$ grid; otherwise Black can win. We show that Black has no option to beat this placement; i.e., if $\rho \geq n$, then:

▷ **Claim 20.** Black has no winning point and cannot force a tie in a $1 \times n$ grid.

Proof. By symmetry, there essentially exist two different placements of a black point b with respect to a closest white point w_b . Without loss of generality, we assume that w_b is to the left and not below b . Let x and y denote the horizontal and vertical distance of b to w_b , respectively. For a unified presentation, we add half of potential neutral zones in case $x = y$ to the area of the black cell. As a consequence, Black loses if its cells have an area of less than $1/2 \cdot \text{area}(R)$.

If $x > y$, the cell of b evaluates to an area of (at most) $1/2n \cdot \text{area}(R) - y^2$. In particular, it is maximized for $y = 0$, i.e., when b is placed on the horizontal centre line of R and if there exist white points to the left and right of b . In this case the cell area is exactly $1/2n \cdot \text{area}(R)$.

If $x \leq y$, the cell area of b has an area of (at most) $1/2n \cdot \text{area}(R) - y(w' - h') - 1/4(3y^2 + x^2)$, where $w' := w/2n$ and $h' := h/2$ denote the dimensions of the grid cells. Note that $w' \geq h'$ because $\rho \geq n$. Consequently, the cell area is maximized for $x = 0, y = 0$. However, this placement coincides with the location of a white point and is thus forbidden. Therefore every

valid placement results in a cell area strictly smaller than $1/2n \cdot \text{area}(R)$. Consequently, Black has no winning point.

Note that the cell area is indeed strictly smaller than the abovementioned maximum values if the black point does not have white points on both sides. Therefore the (unique) best placement of a black point is on the centre line between two white points, as illustrated by the rightmost black point in Figure 16(b). However, there exist only $n - 1$ distinct positions of this type; all other placements result in strictly smaller cells. Consequently, Black cannot force a tie and so loses. \triangleleft

This completes the proof of the theorem. \blacktriangleleft

7 Open Problems

There are various directions for future work.

We demonstrated that there is a spectrum of balanced configurations, based on identifying a number of small *atomic* (i.e., non-decomposable) configurations that can be concatenated in a strip-like fashion. Are there further atomic configurations? Is it possible to combine them into more intricate two-dimensional patterns rather than just putting together identical strip-based configurations? Beyond that, the biggest challenge is clearly to provide a full characterization of balanced configurations, with further generalizations to other metrics and dimensions.

As our main result, we presented a full characterization of the One-Round Voronoi Game with Manhattan distances. Just as for the previously studied Euclidean metric, this still leaves the multi-round variant as a wide open (and, most probably, quite difficult) problem. Further interesting problems arise from considering higher-dimensional variants.

References

- 1 Hee-Kap Ahn, Siu-Wing Cheng, Otfried Cheong, Mordecai Golin, and René van Oostrum. Competitive facility location: The Voronoi game. *Theoretical Computer Science*, 310:357–372, 2004. doi:10.1016/j.tcs.2003.09.004.
- 2 Masaki Aoyagi and Atsuyuki Okabe. Spatial competition of firms in a two-dimensional bounded market. *Regional Science and Urban Economics*, 23:259–289, 1993. doi:10.1016/0166-0462(93)90006-Z.
- 3 Igor Averbakh, Oded Berman, Jörg Kalcsics, and Dmitry Krass. Structural properties of Voronoi diagrams in facility location problems with continuous demand. *Operations Research*, 62(2):394–411, 2015. doi:10.1287/opre.2015.1354.
- 4 N. Emrah Aydinonat and Emin Köksal. Explanatory value in context: the curious case of Hotelling’s location model. *The European Journal of the History of Economic Thought*, 26(5):879–910, 2019. doi:10.1080/09672567.2019.1626460.
- 5 Sayan Bandyopadhyay, Aritra Banik, Sandip Das, and Hirak Sarkar. Voronoi game on graphs. *Theoretical Computer Science*, 562:270–282, 2015. doi:10.1016/j.tcs.2014.10.003.
- 6 Aritra Banik, Bhaswar B. Bhattacharya, Sandip Das, and Satyaki Mukherjee. One-round discrete Voronoi game in \mathbb{R}^2 in presence of existing facilities. In *Canadian Conference in Computational Geometry (CCCG)*, 2013. URL: https://www.cccg.ca/proceedings/2013/papers/paper_32.pdf.
- 7 Opher Baron, Oded Berman, Dmitry Krass, and Qian Wang. The equitable location problem on the plane. *European Journal of Operational Research*, 183:578–590, 2007. doi:10.1016/j.ejor.2006.10.023.

- 8 Carl Bender, Michael Bender, Erik Demaine, and Sándor P. Fekete. What is the optimal shape of a city? *Journal of Physics A: Mathematical and General*, 37(1), 2004. doi: 0.1088/0305-4470/37/1/010.
- 9 Joyendu Bhadury, H.A. Eiselt, and Jorge H. Jaramillo. An alternating heuristic for medianoid and centroid problems in the plane. *Computers & Operations Research*, 30(4):553–565, 2003. doi:10.1016/S0305-0548(02)00024-2.
- 10 Thomas Byrne, Sándor P. Fekete, Jörg Kalcsics, and Linda Kleist. Competitive location problems: Balanced facility location and the one-round Manhattan Voronoi game. In *Workshop on Algorithms and Computation (WALCOM)*, volume 12635 of *LNCS*, pages 103–115, 2021. doi:10.1007/978-3-030-68211-8_9.
- 11 Otfried Cheong, Sariel Har-Peled, Nathan Linial, and Jiří Matoušek. The one-round Voronoi game. *Discrete and Computational Geometry*, 31(1):125–138, 2004. doi:10.1007/s00454-003-2951-4.
- 12 Abdullah Dasci. Conditional location problems on networks and in the plane. In *Foundations of Location Analysis, International Series in Operations Research & Management Science*, volume 155, pages 391–429. Springer, 2011. doi:10.1007/978-1-4419-7572-0_9.
- 13 Claude d’Aspremont, Jean Jaskold Gabszewicz, and Jacques-François Thisse. On Hotelling’s ‘Stability in competition’. *Econometrica*, 47(5):1145–1150, 1979. doi:10.2307/1911955.
- 14 Zvi Drezner. Competitive location strategies for two facilities. *Regional Science and Urban Economics*, 12:485–493, 1982. doi:10.1016/0166-0462(82)90003-5.
- 15 Zvi Drezner, editor. *Facility Location: A Survey of Applications and Methods*. Springer, New York, 1995.
- 16 Zvi Drezner and Horst W. Hamacher, editors. *Facility Location: Applications and Theory*. Springer, Berlin Heidelberg New York, 2002.
- 17 Zvi Drezner and Atsuo Suzuki. The minimum equitable radius location problem with continuous demand. *European Journal of Operational Research*, 195:17–30, 2009.
- 18 Christoph Dürr and Nguyen Kim Thang. Nash equilibria in Voronoi games on graphs. In *European Symposium on Algorithms (ESA)*, pages 17–28, 2007. doi:10.1007/978-3-540-75520-3_4.
- 19 H. A. Eiselt, Vladimir Marianov, and Tammy Drezner. Competitive location models. In Gilbert Laporte, Stefan Nickel, and Francisco Saldanha da Gama, editors, *Location Science*, pages 391–429. Springer, Cham, 2019. doi:10.1007/978-3-030-32177-2_14.
- 20 Sándor P. Fekete, Rudolf Fleischer, Aviezri S. Fraenkel, and Matthias Schmitt. Traveling Salesmen in the presence of competition. *Theoretical Computer Science*, 313(3):377–392, 2004. doi:10.1016/j.tcs.2002.12.001.
- 21 Sándor P. Fekete and Henk Meijer. The one-round Voronoi game replayed. *Computational Geometry*, 30(2):81–94, 2005. doi:10.1016/j.comgeo.2004.05.005.
- 22 Sándor P. Fekete, Joseph S. B. Mitchell, and Karin Beurer. On the continuous Fermat-Weber problems. *Operations Research*, 53:61–76, 2005. doi:10.1287/opre.1040.0137.
- 23 Dániel Gerbner, Viola Mészáros, Dömötör Pálvölgyi, Alexey Pokrovskiy, and Günter Rote. Advantage in the discrete Voronoi game. *Journal of Graph Algorithms and Applications*, 18:439–457, 2014. doi:10.7155/jgaa.00331.
- 24 Seifollah Louis Hakimi. Optimal location of switching centers and the absolute centers and medians of a graph. *Operations Research*, 12:450–459, 1964. doi:10.1287/opre.12.3.450.
- 25 Seifollah Louis Hakimi. On locating new facilities in a competitive environment. *European Journal of Operational Research*, 12:29–35, 1983.
- 26 Harold Hotelling. Stability in competition. *The Economic Journal*, 39(153):41–57, 1929. doi:10.2307/2224214.
- 27 R. Infante-Macias and J. Muñoz Pérez. Competitive location with rectilinear distances. *European Journal of Operational Research*, 80(1):77–85, 1995. doi:10.1016/0377-2217(93)E0239-T.

- 28 Masashi Kiyomi, Toshiki Saitoh, and Ryuhei Uehara. Voronoi game on a path. *IEICE Transactions on Information and Systems*, 94(6):1185–1189, 2011. doi:10.1587/transinf.E94.D.1185.
- 29 Antoon Kolen. Equivalence between the direct search approach and the cut approach to the rectilinear distance location problem. *Operations Research*, 29(3):616–620, 1981. doi:10.1287/opre.29.3.616.
- 30 Yoshiyuki Kusakari and Takao Nishizeki. An algorithm for finding a region with the minimum total L_1 -distance from prescribed terminals. In *International Symposium on Algorithms and Computation (ISAAC)*, pages 324–333. Springer, 1997. doi:10.1007/3-540-63890-3_35.
- 31 Gilbert Laporte, Stefan Nickel, and Francisco Saldanha da Gama, editors. *Location Science*. Springer, 2019. doi:10.1007/978-3-030-32177-2.
- 32 Carl Wilhelm Friedrich Launhardt. *The principles of location: The theory of the trace. Part I: The commercial trace*. Lawrence Asylum Press, Madras, 1900. A. Bewley, trans., 1900.
- 33 Alan S. Manne. Plant location under economies of scale-decentralization and computation. *Management Science*, 11:213–235, 1964. doi:10.1287/mnsc.11.2.213.
- 34 Atsuyuki Okabe and Masaki Aoyagi. Existence of equilibrium configurations of competitive firms on an infinite two-dimensional space. *Journal of Urban Economics*, 29:349–370, 1991. doi:10.1016/0094-1190(91)90006-S.
- 35 Atsuyuki Okabe and Atsuo Suzuki. Stability of spatial competition for a large number of firms on a bounded two-dimensional space. *Environment and Planning A: Economy and Space*, 19(8):1067–1082, 1987. doi:doi.org/10.1068/a191067.
- 36 Marwan Simaan and José B. Cruz. On the Stackelberg strategy in nonzero-sum games. *Journal of Optimization Theory and Applications*, 11:533–555, 1973. doi:10.1007/BF00935665.
- 37 Sachio Teramoto, Erik D. Demaine, and Ryuhei Uehara. Voronoi game on graphs and its complexity. In *IEEE Conference on Computational Intelligence and Games (CIG)*, pages 265–271, 2006. doi:10.1109/CIG.2006.311711.
- 38 Heinrich von Stackelberg. *The Theory of the Market Economy*. Oxford University Press, Oxford, England, 1952.
- 39 Alfred Weber. *Theory of the Location of Industries*. University of Chicago Press, 1909. C.J. Friedrich, trans., 1929.
- 40 George O. Wesolowsky. The Weber problem: History and perspective. *Location Science*, 1:5–23, 1993.
- 41 George O. Wesolowsky and Robert F. Love. Location of facilities with rectangular distances among point and area destinations. *Naval Research Logistics*, 18:83–90, 1971. doi:10.1002/nav.3800180107.