

# Omni: Automated Ensemble with Unexpected Models against Adversarial Evasion Attack

Rui Shu · Tianpei Xia · Laurie Williams · Tim Menzies

Received: date / Accepted: date

**Abstract Background:** Machine learning-based security detection models have become prevalent in modern malware and intrusion detection systems. However, previous studies show that such models are susceptible to adversarial evasion attacks. In this type of attack, inputs (i.e., adversarial examples) are specially crafted by intelligent malicious adversaries, with the aim of being misclassified by existing state-of-the-art models (e.g., deep neural networks). Once the attackers can fool a classifier to think that a malicious input is actually benign, they can render a machine learning-based malware or intrusion detection system ineffective.

**Goal:** To help security practitioners and researchers build a more robust model against adversarial evasion attack through the use of ensemble learning.

**Method:** We propose an approach called *Omni*, the main idea of which is to explore methods that create an ensemble of “unexpected models”; i.e., models whose control hyperparameters have a large distance to the hyperparameters of an adversary’s target model, with which we then make an optimized weighted ensemble prediction.

**Result:** In studies with five adversarial evasion attacks (FGSM, BIM, JSMA, DeepFool and Carlini-Wagner) on five security datasets (NSL-KDD, CIC-IDS-2017, CSE-CIC-IDS2018, CICAndMal2017 and the Contagio PDF dataset), we show that the improvement rate of *Omni*’s prediction accuracy over attack accuracy is about 53% (median value) across all datasets, with about 18% (median value) loss rate when comparing pre-attack accuracy and *Omni*’s prediction accuracy.

**Conclusion:** When using ensemble learning as a defense method against adversarial evasion attacks, we suggest to create ensemble with unexpected models who are distant from the attacker’s expected model (i.e., target model) through methods such as hyperparameter optimization.

**Keywords** Hyperparameter Optimization · Ensemble Learning · Adversarial Evasion Attack

Rui Shu, Tianpei Xia, Laurie Williams, Tim Menzies  
Department of Computer Science, North Carolina State University, Raleigh, NC, USA  
Email: rshu@ncsu.edu, txia4@ncsu.edu, lawilli3@ncsu.edu, timm@ieee.org

## 1 Introduction

With the growing reliance on information technology, cybercrime is a serious threat to the economy, military and other industrial sectors [12, 18, 38, 56, 65]. In 2019, the damage cost caused by malware and cybercrime exceeded a trillion dollars [53]. For example, a March 2019 ransomware attack on aluminum producer Norsk Hydro caused 60 million pounds of remediation cost [66]. The attack brought production to a halt at 170 sites around the world. More generally, a 2019 study by Accenture reports that cybercrime will cost US \$5.2 trillion over the next five years [12]. Alarming, that cost is growing. That same report documents that in the United States, the annual average cost to organization of malicious software has grown 29% in the last year.

To counter those threats, machine learning algorithms are being widely applied to security critical tasks, such as malware detection and intrusion detection. For example, security practitioners and researchers build detection models that utilize learned patterns to detect whether a new file (e.g., PDF file) or an application (e.g., Android app) or a network traffic becomes a security threat [1, 6, 50, 70]. But paradoxically, machine learning also introduces a new attack vector for motivated adversaries [3, 7]. An active research field called *adversarial machine learning* has received a significant amount of attentions over the last decade. Adversarial machine learning is a technique that attempts to fool or misguide a machine learning-based model with malicious inputs. This technique was first studied in spam filtering [22, 47, 48] and later on since 2014, Szegedy et al. [75] found that small perturbations in images can cause misclassification in neural network classifiers which attracted more studies in domains such as computer vision. While at the same time, this technique is also widely studied in the security domain. *Adversarial evasion attack* [9] is one of the most prevalent types of adversarial machine learning attacks that happens during the testing stage in the machine learning pipeline. In this attack, attackers try to evade the detection system by manipulating the testing data, resulting in a wrong model classification. The core of adversarial evasion attack is that when an attacker can fool a classifier to think that a malicious input (e.g., malicious Android application or network traffic) is actually benign, they can render an machine learning-based malware detector or intrusion detector ineffective.

Prior studies have tried [39, 71, 79] to thwart evasion attacks by building a more robust and complex model via *ensemble learning* [25]. Ensemble learning is the process of (a) building multiple models and then (b) polling across the models to arrive at a final decision. In theory, ensemble learning tends to defend against adversarial evasion attack because attackers have to craft payloads (i.e., adversarial examples) that are able to subvert all constituent models at once, which makes it more difficult to be successful. However, some other studies [34, 61, 79, 86, 87] caution that adversaries can still defeat ensemble-based strategy. For example, Papernot et al. [61] find that, even when ensemble classifiers are used, adversarial attackers can still manage to use their own models to find ways to “transfer” the adversarial examples to a victim model (i.e., attacker’s target model), even if (a) the adversary has little knowledge of the victim model; and even if (b) the defender uses an ensemble of classifiers.

The starting point for our research in this paper is the following observation. Prior work on ensemble learning against adversarial evasion attack [39, 71, 79] barely ex-

Table 1: Hyperparameters selected to tweak for deep neural networks and their ranges in hyperparameter optimization. Assuming the drop out rate is divided into 100 options, then this table shows a close to trillion options:  $11 * 11 * 120 * 20 * 22 * 100 * 7 * 4 * 15 * 3 \approx 10^{13}$ .

Hyperparameter	Ranges
Hidden layer activation function	elu, relu, selu, sigmoid, softmax, tanh, hard_sigmoid, softplus, softsign, linear, exponential
Output layer activation function	elu, relu, selu, sigmoid, softmax, tanh, hard_sigmoid, softplus, softsign, linear, exponential
First layer dense	quniform(30, 150, 1)
Second layer dense	quniform(30, 50, 1)
Third layer dense	quniform(10, 32, 1)
Drop out rate	uniform(0.0, 0.5)
Optimizer	Adadelata, Adagrad, Adam, Adamax, NAdam, RMSprop, SGD
Batch size	16, 32, 64, 128
Number of epochs	quniform(5, 20, 1)
Learning rate	0.001, 0.01, 0.1

\* Note1: **quniform**(*low*, *high*, *q*) is a function which returns a value like  $\text{round}(\text{uniform}(\text{low}, \text{high})/q) * q$ , while **uniform**(*low*, *high*) returns a value uniformly between *low* and *high*.

\* Note2: We do not optimize the number of hidden layers but use 3 layers in our study, since we observe that they are enough for us to make good predictions and speed up the training process.

explored the range of options available within a model or explored few different models. For example, some researchers build their ensemble-based approaches using a small number of constitute models; e.g., Kantchelian et al. [39] use seven constitute models in their ensemble classifier. Such kind of small size ensemble classifier usually does not yield the optimal prediction performance [36]. However, as shown in Table 1, malware or intrusion detection models can be built from a space of trillions of options (i.e., hyperparameter choices of a model). The small space of ensembles used in previous work barely scratches the surface of the large space of options within ensemble generation.

Accordingly, the core innovation of this paper is the proposed approach called **Omni**. This method uses *hyperparameter optimization* [28] algorithms that build an ensemble system by exploring trillion of model options. Such optimization algorithms seek the set of hyperparameters of a given machine learning algorithm which return the optimal evaluation performance. In a machine learning algorithm, hyperparameters are properties that control the behaviors of the machine learning algorithms. For example, when reasoning about “*k*-nearest neighbors”, the hyperparameter “*k*” decides how many neighbors to use for making a decision.

While exploring a large number of models (such as the trillions of options from Table 1), our **Omni** method learns the “expected model”; i.e. the optimal model from hyperparameter optimization, which is used in normal prediction. This model is the target of attackers and hence then becomes the victim model. Next, **Omni**’s optimizer surveys the hyperparameter space of models to find “unexpected models”; i.e. mod-

els that are (a) performing well (i.e., sub-optimal models) and (b) dissimilar to the expected model (i.e., in the architecture). More specifically:

- For hyperparameter optimization, we search a large space of possible configurations of a model to initialize a large *model pool*.
- The *expected model* is a model from the model pool that performs best (under no attack). We call this model “*expected*” since we conjecture that this model would be the target of an attacker, and becomes a victim model.
- We introduce an idea called *model distance*, which is a numeric value indicating the degree of similarity of two models’ hyperparameter configurations. A large model distance value means that two model are more likely to be different in their model architecture.
- The *unexpected models* are those whose performance within some small  $\epsilon$  of the expected model but are more than some distance  $t$  away from the expected model.
- Those unexpected models are combined into a *weighted ensemble*, in which each model  $m_i$  in the ensemble with a weight  $w_i$ . The final prediction of this ensemble is the combined prediction of each model  $m_i$  times its weight  $w_i$ . These weights are further optimized by an evolution algorithm that finds optimal  $w_i$  setting that maximizes prediction performance.
- The final weighted ensemble, with its optimized weight setting is then deployed against evasion attacks.

The rest of the paper shows empirically that the results of using *Omni* as a defense method against adversarial evasion attacks is promising. Background and related work is discussed in Section 2. We introduce threat model, adversarial evasion attack strategies as well as the proposed approach in Section 3. We then describe our datasets and experiment rigs in Section 4. For this studies, we use:

- Five sophisticated state-of-the-art adversarial evasion attack strategies; i.e. FGSM [29], BIM [42], JSMA [59], DeepFool [52] and Carlini-Wagner [14, 16];
- And five security datasets; i.e. NSL-KDD [21], CIC-IDS-2017 [68], CSE-CIC-IDS2018 [68], CICAndMal2017 [44] and the Contagio PDF dataset [20].

As shown in Section 5 (i.e., the results section), the improvement rate of *Omni*’s prediction accuracy over attack accuracy is about 53% (median value) across all datasets, with about 18% (median value) loss rate when comparing pre-attack accuracy and *Omni*’s prediction accuracy. We discuss more about the results in Section 6 and the threats to validity in Section 7 then present the conclusion and future directions to extend this work in Section 8. Here we conclude:

*A well-designed weighted ensemble system is a promising approach to defend against adversarial evasion attack.*

and

*When using ensemble learning as a defense method against adversarial evasion attacks, we suggest to create ensemble with unexpected models who are distant from the attacker’s expected model (i.e., target model) through methods such as hyperparameter optimization.*

## 2 Background and Related Works

### 2.1 Machine Learning for Security & Adversarial Machine Learning

The global security threat continues to evolve at a rapid pace, with a rising number of types of threats. For example, previous studies have shown many kinds of malicious software:

- Malware that is a malicious file or hidden within files; e.g. PDF files can carry malicious code [69].
- Ransomware that encrypts a victim's files then demands a ransom from the victims to restore access to the data upon payment. For example, a March 2019 ransomware attack on aluminum producer Norsk Hydro caused 60 million pounds of remediation cost. The attack brought production to a halt at 170 sites around the world (some 22,000 computers were affected across 40 different networks) [66].
- Industrial espionage software that infects, then destroyed industrial machinery; e.g. the Stuxnet virus used to damage centrifuges at the Iran's Natanz uranium enrichment facility [43].
- In the social network realm, Facebook estimated that hackers stole user information from nearly 30 million people through malicious software [64].
- According to the International Data Corporation (IDC), the Android operating system covers around 85% of the world's smartphone market. Because of its increasing popularity, Android is drawing the attention of malware developers and cyber-attackers. Android malware families that are popular are spyware, bots, Adware, Potentially Unwanted Applications (PUA), Trojans, and Trojan spyware, which affect millions of Android users [6].
- Other kinds of malicious software [51] include (a) scareware that socially engineers anxiety, or the perception of a threat, to manipulate users into e.g. buying unwanted software; (b) adware that throws advertisements up on your screen (most often within a web browser); and (c) software that infects your computer then, without your permission or knowledge, mounts a denial of service attack on other computers.

Security practitioners now routinely add security detectors to their environments, which are machine learning models that utilize known detective patterns to verify whether an application becomes a threat. Such detectors can be built in many ways including (but not restricted to) building a classifier to examine a web page for malicious content [13, 26]; constructing multiple classifier systems to classify spam emails [8]; building classifiers to detect malicious PDF files [83]; applying machine learning to detect Android malware [33]; designing supervised learning algorithm to classify HTTP logs [46]; designing machine learning models to detect ransomware [54]; and detecting malicious PowerShell commands using deep neural networks [35].

Table 2: A list of highly cited (i.e., those with at least ten cites per year since publication) studies of adversarial machine learning in the security-sensitive tasks. This list of papers was found from the Google scholar using the search query, e.g., “(adversarial machine learning) and (malware)” and “(adversarial machine learning) and (intrusion detection)” and “(adversarial machine learning) and (malicious)”. We only use papers in the last ten years (2010-2020). The count of citation is retrieved from Google Scholar on Sept 9th, 2020.

Ref	Year	Citation	Tasks	Attack/Defense
[8]	2010	175	Spam Filtering	●
[88]	2012	87	Spam Filtering	●
[70]	2012	207	Malicious PDF	●
[10]	2013	91	Program Malware Detection	●
[9]	2013	471	Malicious PDF Detection	●
[50]	2013	101	Malicious PDF Detection	●
[45]	2014	239	Malicious PDF Detection	●
[11]	2014	80	Spam and Malware Detection	●
[11]	2014	95	Program Malware Detection	●
[85]	2015	126	Spam Filtering and Malicious PDF Detection	●
[82]	2015	211	Malicious PDF Detection	●
[82]	2015	160	Malicious PDF Detection	●
[31]	2016	229	Android Malware Detection	●
[78]	2016	623	Spam Filtering	●
[83]	2016	243	Malicious PDF Detection	●
[32]	2017	255	Android Malware Detection	●
[74]	2017	57	Android Malware Detection	●
[37]	2017	172	Program Malware Detection	●
[23]	2017	50	Malicious PDF Detection	●
[19]	2018	77	Android Malware Detection	●
[24]	2019	20	Android Malware Detection	●

Previous research works on adversarial machine learning are mainly focused on computer vision which solve tasks such as image recognition [29, 62]. However, adversarial machine learning can also be applied to other domains, such as the security domain, since most of them are not data dependent attacks. Adversarial machine learning studies in the security domain (e.g., intrusion detection) received more and more attention in recent years. To understand the current thinking of adversarial machine learning in the security domain, we conduct a literature review of papers during the last decade. We use google scholar to trace publications and their citations and search papers that fall into this topic.

Table 2 lists relevant work from the last decade. We observe that researchers are more interested in attacks than defense, while at the same time, malware detection and intrusion detection receive more attention than other tasks (e.g., spam filtering), which also motivate our study.

## 2.2 Adversarial Defense Strategy

Researchers have proposed various solutions against adversarial machine learning attacks. One way to categorize defense strategies is based on different phases in the

machine learning pipeline. Another way is to divide into two types, i.e., *reactive defenses* and *proactive defenses*. The former focus on detecting adversarial examples separately from a trained classifier, while the latter focuses on building classifiers that are robust to adversarial examples. In the following section, we provide a summary of existing defense methods especially against adversarial evasion attacks.

Defense during the testing phases includes *adversarial training*, *gradient masking*, *defensive distillation*, and *ensemble learning*. The idea of *adversarial training* [27, 49, 55, 79] is to build a “golden” dataset that ideally contains a set of curated attacks and normal data that are representative of the target system. The data is then used when training the model. Intuitively, if the model sees adversarial examples during training, its performance during prediction will be improved for adversarial examples generated in the same way. However, the problem with adversarial training is that it suffers from an optimized attack or adaptive attack, since this method only defends the model against the same attacks used to craft the examples originally included during training.

*Gradient masking* [63] is a technique that hides the model gradients to reduce model’s sensitivity to adversarial examples. However, later work [2] shows that the gradient masking tactic does not work because of the transferability property of adversarial examples. The attackers can still build a substitute model and transfer the attacks.

*Defensive distillation* [60] tries to generate a new model whose gradients are much smaller than the original undefended model. If gradients are very small, some gradient-based attacks are no longer useful, as the attacker would need great distortions of the input data to achieve a sufficient change in the loss function. However, this method was quickly proved to be ineffective [15]. With a slight modification to a standard attack, attackers can still find adversarial examples on distilled networks.

*Ensemble learning* [25] is another widely used defense mechanism, in which multiple classifiers are combined together to improve classifier robustness. For example, Biggio et. al. [8] investigated ways to build a multiple classifier system (MCS) that improved the robustness of linear classifiers. They argued that randomisation-based MCS construction techniques, such as bagging and random subspace method (RSM), were effective in improving classification accuracy. Tramer et. al. [79] introduced a technique called ensemble adversarial training that augments training data with perturbations transferred from other models to increase robustness. Kariyappa et. al. [40] showed that an ensemble of models with misaligned loss gradients can provide an effective defense against transfer-based attacks. Besides, some other studies [39, 71, 79] also show ways to respond to adversarial evasion attack via ensemble learning.

However, some other prior results are not supportive of the use on ensemble learning for defense purposes [34, 61, 79, 86, 87]. For example, Zhang et al. [87] show that a discrete-valued tree ensemble classifier can be easily evaded by adversarial inputs manipulated based only on the model decision outputs. Zhang et al. [86] investigate the evasion attacks in a more practical setting where attackers do not know the details of classifier, but instead they may acquire only a portion of the labeled data or a replacement dataset for learning the target decision boundary. They argue that ensemble classifiers are not necessarily more robust under a least effort attack based on gradient descent. He et al [34] demonstrate that an adaptive adversary can create

adversarial examples successfully with low distortion, hence implies that ensemble of weak defenses is not sufficient to provide strong defense against adversarial examples. Papernot et al. [61] find the transferability property of adversarial examples also make ensemble classifier less effective.

As mentioned in the introduction section, we argue that there is an issue with prior research using ensemble methods for defense purpose. Specifically, the exploration space for their ensemble systems were too small, while our reading of Table 1 indicates that there are trillions of options to configure a security detection model (the building block of the ensemble system). The rest of this paper proposes a novel method that takes better advantage of that large space of options.

### 2.3 Hyperparameter Optimization

Given a space of hyperparameter options like Table 1, hyperparameter optimization can be represented as follows:

$$x^* = \underset{x \in \mathcal{X}}{\operatorname{argmax}} f(x) \quad (1)$$

Here  $f(x)$  represents the objective to be maximize, e.g. recall or accuracy.  $x^*$  is the set of hyperparameters that produce the best score, while  $x$  can be any value from domain  $\mathcal{X}$ .

Existing hyperparameter optimization algorithms can mainly fall into three categories:

- Exhaustive search of hyperparameter space;
- Using evolutionary algorithm;
- Utilizing Bayesian optimization.

The first category includes *manual search*, *grid search* and *random search*. The search space of each hyperparameter is discretized, and the total search space is discretized as the Cartesian products of them. When using manual search, we choose some model hyperparameters based on our own experience. We then train the model, evaluate its performance and start the process again. This loop is repeated until a satisfactory score is found. The grid search [5] algorithm would traverse all the configurations and select the best one, which is computationally costly and can easily suffer from the “*curse of dimensionality*”. As a variation of grid search algorithm, random search algorithm [4] randomly samples the configurations to reach a predefined fixed sampling density. With purely random sampling, the selected hyperparameters gives a non-uniform sampling density of the search space.

As for the second category, the *evolutionary algorithm* in hyperparameter optimization [84] takes its inspiration from the process of natural selection. This algorithm allows a selective exploration of the operation range using fitness function that determines which is going to be the next point to be sampled.

Both of them are good options for simple optimization problems due to easy implementation of algorithms. However, for complex objective functions, both methods are relatively inefficient because there is no guarantee that they can find an optimal



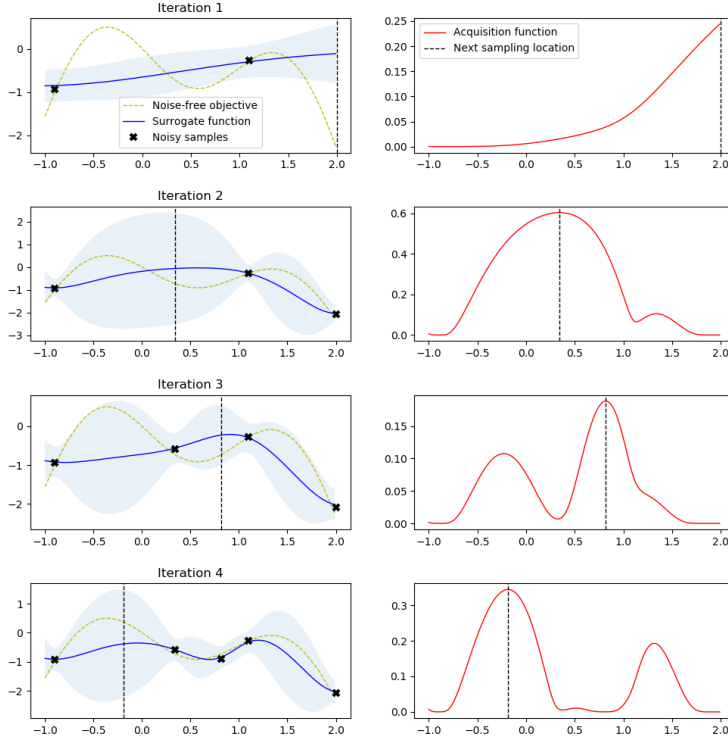


Fig. 1: An example of the Bayesian optimization process. Bayesian optimization incorporates prior belief about *objective function* and updates the prior with samples drawn from objective function to get a posterior that better approximates objective function. The model used for approximating the objective function is called *surrogate function*. Bayesian optimization also uses an *acquisition function* that directs sampling to areas where an improvement over the current best observation is more likely.

solution except if the configuration space is thoroughly searched. This is a problem if the evaluations of the objective function are not cheap, i.e., the models take a significant amount of time to run with lots of computational resources, and they are uninformed of the information gained from previous evaluations. For example, they do not choose the next hyperparameter based on previous results, which leads to wasting a large amount of time evaluating “bad” hyperparameters instead of focusing on the most promising hyperparameters.

*Bayesian optimization* [67, 72] address such concerns by keeping track of past evaluation results. The principle of Bayesian optimization is using those results to build a probability model of objective function, and map hyperparameters to a probability of a score on the objective function, and therefore use it to select the most promising hyperparameters to evaluate in the true objective function. This method is also called *Sequential Model-Based Optimization* (SMBO). Figure 1 shows an example process of Bayesian optimization.

The probability representation of the objective function is called *surrogate function* or *response surface* because it is a high-dimensional mapping of hyperparameters to the probability of a score on the objective function. The surrogate function is much easier to optimize than the objective function and Bayesian methods work by finding the next set of hyperparameters to evaluate on the actual objective function by selecting hyperparameters that perform best on the surrogate function. This method continually updates the surrogate probability model after each evaluation of the objective function.

Variations of SMBO methods differ in how to build a surrogate of the objective function and the criterion used to select the next hyperparameters. Several choices for surrogates function are Gaussian Processes, Random Forest Regression, and Tree Parzen Estimators (TPE) [5], and one of the most common choice for acquisition function is Expected Improvement [72]. Specifically, our method chooses TPE as the surrogate function and Expected Improvement as the acquisition function, which are popular to use. TPE handles hyperparameter space in a tree-structured fashion, and during iterations, TPE divides observations into two groups. One group only contains observations that give best scores after evaluation and the other group contains all the rest. The fraction of the best observation is usually defined as 10% to 25% of observations. TPE then models the likelihood probability of each group, and using the likelihood probability from the first group, TPE sampled a bunch of candidates, from which we seek a candidate that more likely to be in the first group and less likely to be in the second group. TPE also uses the parzen-window density estimators, with which each sample defines gaussian distribution with specified mean (i.e., the value of the hyperparameter) and standard deviation. These points then stack together and normalized to assure that output is Probability Density Function (PDF). For Expected Improvement, finding the values that will yield the greatest expected improvement in the surrogate function is much cheaper than evaluating the objective function itself.

### 3 Methodology

In this section, we first introduce some guidelines that help direct our work. We then discuss the adversarial threat model. Next, we introduce the methods of generating adversarial examples for evasion attack. We then demonstrate the details of our ensemble learning based approach *Omni*.

### 3.1 Some Guidelines

Before we go deeper into our proposed method, we first introduce several general design principles that are not specific to any individual research question. Carlini et al. [17] provide practical advices for evaluating adversarial defense that is intended to be robust to adversarial examples. Specifically, their work shows a list of principles of rigorous evaluations and a checklist of recommendations. Motivated by their work, here we list some example principles that are applicable to our work. Besides, we also add some other principles that beyond Carlini et al.’s recommendations.

- *P1*: State a precise threat model that defense is supposed to be effective under.
  - Our threat model is described in Section 3.2.
- *P2*: Release models and source code.
  - All the materials used in this paper are available at GitHub repository.
- *P3*: Report clean model accuracy when not under attack.
  - In the results section, we take care to present our pre-attack accuracy as well as other results.
- *P4*: Describe the attacks applied, and report all attack hyperparameters.
- *P5*: Apply a diverse set of attacks.
- *P6*: Report per-case attack success rate.
- *P7*: Record the runtime of hyperparameter tuning phase.
- *P8*: Any work with a stochastic component need to repeat experiments multiple times. For fast learners, ten different samples of 80% of the data (randomly selected) is commonly used for training (with the remaining data used for testing). For deep learning experiments (like this paper), since the training times are so long, three samples are often used.
  - As shown below, all our results come from three 80% train, 20% test runs where, for each run, the random number seed was changed.

### 3.2 Threat Model

The machine learning adversarial threat model is a structured framework that lays out all the possible threat vectors on the machine learning system. We provide here a detailed threat model for evasion attacks against deep neural networks. This threat model consists of defining the adversary’s goals, knowledge of the target system, and capabilities of manipulating the testing data.

**Adversary’s goals.** The goal of the adversary attackers is to affect prediction performance by causing model’s misclassification in the testing phase, so that malicious payload can avoid being detected. For example, in a security system (e.g., intrusion detection or malware detection), the attackers want a specific class (“malicious”) to be classified as a specific other class (“benign”).

**Adversary’s knowledge.** The smart adversary attacker is assumed to have the knowledge of the internal prediction model through other approaches. For example, we assume that attackers are able to collect information, including but not limited to model architecture, number of layers, optimization algorithm used, gradients of

loss function, testing data, and therefore could successfully carry out white-box attacks [29]. Previous study [16] has shown that accessing model's gradients is one of the most efficient ways to fool the models with crafted adversarial examples.

**Adversary's capability.** In adversarial evasion attacks, the adversary attacker is assumed to be able to perturb the testing dataset. In addition, the adversary attacker is also able to acquire prediction results from the target system. We assume the attacks are carried out at the inference time (testing time), which means the attacker is only able to perturb the immediate input, while not be able to influence the training dataset.

### 3.3 Adversarial Attack Strategy

*Adversarial examples* [76] or *adversarial inputs* are examples that are intentionally crafted by attackers by making small perturbations to the input data to cause a machine learning model to produce an incorrect output. Machine learning models, including existing state-of-the-art models such as neural networks lack the ability to classify adversarial examples correctly. A very active research field relevant to this topic is how to craft adversarial examples to fool models. We choose five methods that are widely studied in this domain.

**Fast Gradient Sign Method (FGSM)** [29] is a method to generate adversarial examples using model's gradient information. Each data in the clean dataset  $x$  is modified by adding or subtracting an almost imperceptible error of  $\epsilon$ . If the sign of the gradient is positive,  $\epsilon$  will be added, and vice versa. Equation 2 formalizes the way to generate adversarial examples by FGSM. In this expression, we note that  $x_{adv}$  is the adversarial dataset,  $x$  is the original input dataset,  $y$  is the original output label,  $\epsilon$  is the multiplier to ensure the small perturbation,  $\theta$  is the model hyperparameters,  $\nabla$  is the gradient, and  $\mathcal{L}$  is the loss function.

$$x_{adv} = x + \epsilon * \text{sign}(\nabla_x \mathcal{L}(\theta, x, y)) \quad (2)$$

Under this assumption, the gradient of the loss function indicates the direction in which we need to change the input vector to produce a maximal change in the loss. In order to keep the size of the perturbation small, we only extract the sign of the gradient, not its actual norm, and scale it by a small factor epsilon.

**Basic Iterative Method (BIM)** [42] is an iterative version of FGSM where a small perturbation is added in each iteration. There are two version of BIM attack: BIM-A and BIM-B. The BIM-A method stops the iteration as soon as misclassification is achieved. In the BIM-B method, iterations only stop after a fixed number of rounds.

**Jacobian-based Saliency Map (JSMA)** [59] is an iterative method that achieve misclassification of an input to any pre-specified class. It uses feature selection with the aim of minimizing the number of features perturbed (i.e., the  $L_0$  distance metric).

This method includes the computation of saliency maps for an input sample, which contain the saliency values for each input feature. These values indicate how much the modification of that feature will perturb the classification process, how much different from each target class. Features are then selected in decreasing order of saliency value, and the feature with the max value in this map is perturbed by  $\epsilon$ . The saliency map is created in the following way:

$$S^+(x_{(i)}, c) = \begin{cases} 0 & \text{if } \frac{\partial f(x)_{(c)}}{\partial x_{(i)}} < 0 \text{ or } \sum_{c' \neq c} \frac{\partial f(x)_{(c')}}{\partial x_{(i)}} > 0 \\ -\frac{\partial f(x)_{(c)}}{\partial x_{(i)}} \cdot \sum_{c' \neq c} \frac{\partial f(x)_{(c')}}{\partial x_{(i)}} & \text{otherwise} \end{cases} \quad (3)$$

We modify JSMA, so as to flip the feature values from 0 to 1, or 1 to 0 in the perturb step.

**DeepFool** [52] works in an iterative manner, with the aim of minimizing the euclidean distance between perturbed samples and original samples (i.e., the  $L_2$  distance metric). Specifically, the generation of adversarial samples consists of the analytical calculation of a linear approximation of the decision boundary that separates sample from different classes, and then adding a perturbation perpendicular to that decision boundary, which brings the input closest to a linear approximation of the decision boundary. The algorithm terminates once misclassification is achieved.

**Carlini-Wagner (C & W)** attack [14, 16] builds an optimization-based attack where the goal is to find the smallest perturbation that can cause a misclassification. If we consider input  $x \in [0, 1]^n$  and noise  $\delta \in [0, 1]^n$ , this attack finds the adversarial instance by finding the smallest noise  $\delta \in \mathbb{R}^n$  added to the input  $x$  that will change the classification to a class  $t$ . The noise level is measured in terms of  $L_p$  distance. Finding the minimum  $L_p$  distance of  $\delta$  while ensuring that the output will have a class  $t$  is not a trivial optimization problem. Instead, Carlini-Wagner attack solves the optimization problem of the form:

$$\min_{\delta \in \mathbb{R}^n} \|\delta\|_p + c \cdot f(x + \delta) \quad (4)$$

where  $x + \delta \in [0, 1]^n$ ;  $f$  is an objective function that drives the input  $x$  to be misclassified; and  $c > 0$  is a suitably chosen constant.

### 3.4 **Omni**: Building Ensembles of “Unexpected” Models

Since **Omni** is an ensemble learning based approach, we then come up with two questions: 1) *How to select models for the ensemble system?* and 2) *How to aggregate those models across the ensemble system?*

**Unexpected model selection.** In our method, we first run our optimizer in the usual manner to find parameters resulting in the model with highest accuracy. We call this model the *expected model* since this is the the model we would expect the attackers to learn.

Note that, as a side effect of this process, we have a large *pool* of models; i.e. all the other models explored by the optimizer before arriving at the best one. In this pool, we then hunt for “useful” *unexpected models*; i.e. models whose hyperparameters are *distant* to the expected models. Here, by “useful” we mean the models that are performing nearly as well as the expected model. Using ensemble learning, we then create a combined classifier from the unexpected models.

Why do we use those “unexpected models”? Previous work [24, 58] show that adversarial evasion attack has the ability to transfer from one model to another model. That is, specially crafted adversarial examples that cause misprediction of model  $A$  are also likely to mislead a different model  $B$ . However, this transferability becomes less reliable when two models have different structures [58]. For example:

- For cross-technique models (e.g., SVM and DNN), attacks from SVM to DNN are less effective than from SVM to SVM.
- For intra-technique models (e.g., both models are DNN), attacks from DNN  $A$  to DNN  $B$  are also less effective than from DNN  $A$  to itself.
- Generalizing these examples, the rest of this paper tests that we can generate different structures (that makes an adversary harder to figure out defender’s decision boundary), just be picking models that are some distance “ $t$ ” from the expected model (measured using the distance between the hyperparameters).

To implement the above, we need some measure of “distance”  $t$ , that denotes an “unexpected model”. To compute that, we note that the hyperparameters in Table 1 are in various forms, which involve both discrete categorical and continuous numerical values. Traditional metrics such as Euclidean distance or cosine distance cannot calculate distance between two entities whose attributes have a mixed of values. *Gower distance* [30] is a distance measure that can be used to address this concern. This measure is defined as follows:

$$d(i, j) = \frac{\sum_{k=1}^N w_{ij}^{(k)} d_{ij}^{(k)}}{\sum_{k=1}^N w_{ij}^{(k)}} \quad (5)$$

where  $w_{ij}^{(k)}$  is the weight of variable  $k$  between observation  $i$  and  $j$  and  $d_{ij}^{(k)}$  is the distance between  $i$  and  $j$  on variable  $k$ . Moreover,  $d_{ij}^{(k)}$  applies different formula to categorical and numerical variables. Specifically, for categorical variable, if two observations are the same then the distance  $d_{ij}^{(k)}$  of them is assigned 0, otherwise assigned 1. For numerical variable, the absolute difference is calculated between observation  $i$  and  $j$ , then the result is scaled to range  $[0, 1]$  by dividing the range of values of variable  $k$ . The following equations describe how to calculate categorical and numerical variables respectively, where  $x_i^{(k)}$  is the value of variable  $k$  for observation  $i$ .

$$d_{ij}^{(k)} = \begin{cases} 1, & \text{if } x_i^{(k)} \neq x_j^{(k)} \\ 0, & \text{if } x_i^{(k)} = x_j^{(k)} \end{cases} \quad (6)$$

$$d_{ij}^{(k)} = \frac{|x_i^{(k)} - x_j^{(k)}|}{\max(x^{(k)}) - \min(x^{(k)})} \quad (7)$$

The Gower distance allows to assign a weight  $w_{ijk}$  to each individual variable base on the importance of that variable in the distance calculation. For simplicity, we use the equal weight in our study.

**Unexpected model aggregation.** There are various ways of combining unexpected models, in our work, *Omni* uses a bagging approach named *weighted ensemble*. When optimizing these weights, we seek to maximize the accuracy of the ensemble.

The way of searching for the weight values is an optimization process. We propose to use an evolutionary algorithm named *differential evolution* (DE), shown in Figure 2, to solve the function optimization. This optimizer is inspired by biology natural selection process, and follows the rule of Darwin’s “*survival of the fitness*” evolution theory. The general idea of this algorithm is to randomly select some samples from a population. The selected samples are then combined with a scheme to generate a new sample. If the new sample is better after evaluation with target function, then the previous samples are replaced. After several iterations, the population will converge towards the optimal solution. Differential evolution algorithm has very few parameters to adjust, so it is easy to implement and convenient to use.

```
def DE(np=20, cf=0.75, f=0.3, lives=10): # default settings
    frontier = # make "np" number of random guesses
    best = frontier.1 # any value at all
    while(lives-- > 0):
        tmp = empty
        for i = 1 to |frontier|: # size of frontier
            old = frontieri
            x,y,z = any three from frontier, picked at random
            new= copy(old)
            for j = 1 to |new|: # for all attributes
                if rand() < cf # at probability cf...
                    new.j = x.j + f(z.j - y.j) # ...change item j
            # end for
            new = new if better(new,old) else old
            tmpi = new
            if better(new,best) then
                best = new
                lives++ # enable one more generation
            end
        # end for
        frontier = tmp
        lives--
    # end while
    return best
```

Fig. 2: Pseudocode of differential evolution. Extended from [73].

The premise of the Figure 2 code is that the best way to mutate the existing optimizations is to extrapolate between current solutions (stored in the *frontier* list). Three solutions  $x, y, z$  are selected at random from the *frontier*. For each tuning parameter  $j$ , at some probability  $cf$ , DE replaces the old solution  $x_j$  with  $new$  where  $new_j = x_j + f \times (y_j - z_j)$  and  $f$  is a parameter controlling differential weight.

The main loop of DE runs over the *frontier* of size  $np$ , replacing old population with new candidates (if new candidate is better). This means, as the loop progresses, the *frontier* contains increasingly more valuable solutions (which in turn helps extrapolation since the next time we pick  $x, y, z$ , we get better candidates). DE’s loops keep repeating until it runs out of *lives*. The number of *lives* is decremented for each loop (and incremented every time we find a better solution).

Note that this paper has *two* optimization problems requiring different optimization technologies. Exploring the hyperparameters is a complex task which, if done naively, results in very slow optimization runtime. For that reason, as described above, we optimize the values of Table 1 very carefully using the TPE-based Bayesian optimization method [5]. On the other hand, once a deep learner is tuned, then its runtime for making predictions is fast. Hence, for just fiddling with the weights placed on the conclusions of a deep learner, we use the much simpler optimizer of Figure 2,

## 4 Experiments

### 4.1 Datasets

To assess **Omni**, we use the five security datasets of Table 3, which covers various attack types including network traffic, Android malwares and malicious PDF files. These datasets were selected since they are publicly available and widely used in the security literature.

Table 3: An overview of the statistics of the security datasets studied in our work.

Dataset	Original Size	Sampling Rate(%)	Feature Count
NSL-KDD	148,517	100	123
CSE-CIC-IDS2018	16,233,003	5	70
CIC-IDS-2017	2,830,743	20	70
CICAndMal2017	2,618,533	20	71
Contagio PDF Malware	22,525	100	135

*NSL-KDD* [21] dataset is an improved version of KDD’99 dataset [77], which recorded network traffic under different types of attacks. Compared with the original KDD dataset, NSL-KDD dataset removes redundant records in the train set and test set, which reduces the bias of trained classifiers towards the frequent records and further improves the detection rates.

*CIC-IDS-2017* [68] is a dataset that consists of labeled network flows. It is comprised of both normal traffic and simulated abnormal data caused by intentional attacks on a test network. This dataset was constructed using the NetFlowMeter Network Traffic Flow analyser, which collected more than 80 network traffic features and supported Bi-directional flows.

*CSE-CIC-IDS2018* [68] is another intrusion detection dataset collected in 2018 by Canadian Institute for Cybersecurity (CIC) on AWS (Amazon Web Services). This dataset includes seven different attack scenarios such as Brute-force, Heartbleed, Botnet, DoS, DDoS, Web attacks, and infiltration of the network from inside. Using the tool CICFlowMeter-V3, this dataset includes the captured network traffic and system logs of each machine.

*CICAndMal2017* [44] is an Android malware dataset that collects 426 malicious and 1,700 benign applications collected from 2015 to 2017 by researchers at the University of New Brunswick (UNB). The malicious samples are split into four categories (Adware, Ransomware, Scareware, SMS Malware) and 42 families. In addition to providing the APK files, the authors also ran each malicious sample on real Android smartphones and captured network traffic during installation, before restart, and after restart.

*Contagio PDF Malware* [20] dataset is widely available and used for signature research and testing. This source of datasets was selected because it contained a large



number of labeled benign and malicious PDF documents, including a relatively large number from targeted attacks.

Note that some datasets (e.g., CSE-CIC-IDS2018) have millions of entries, which would significantly increase the computational cost of both model training and testing on deep neural network. To simplify our evaluation, we apply the stratified random sampling strategy with pre-defined sampling rate. In this way, we maintain the imbalanced characteristic of security datasets (see from Table 4).

Table 4: The characteristics of security datasets during training and testing phase.

Dataset	Training Phase		Testing Phase		Total	
	Benign	Malicious	Benign	Malicious	Benign	Malicious
NSL-KDD	67,343	58,530	12,833	9,711	80,176	68,341
CSE-CIC-IDS2018	535,701	102,379	133,926	25,595	669,627	127,974
CIC-IDS-2017	363,410	89,050	90,853	22,262	454,263	111,312
CICAndMal2017	193,777	224,873	48,445	56,218	242,222	281,091
Contagio PDF Malware	8,821	9,199	2,205	2,300	11,026	11,499

The sampled datasets are further pre-processed with the one-hot-encoding technique that encodes all categorical features to one-hot numeric array. We also apply the StandardScaler pre-processor to transform the data such that their distribution will have a mean value 0 and standard deviation of 1. Both of the procedures are implemented with the Scikit-learn toolkits. We also note that our task is essentially a binary classification problem, and we do not distinguish the attack types (e.g., Denial of Service) in the datasets. All data originally labeled with the type of attacks are labeled as malicious, and the others are labeled as benign.

## 4.2 Experiment Rigs

In all our experiments, we split the sampled dataset into two parts:

- Part 1: 80% of the sampled dataset is used for training and optimization.
- Part 2: the rest of the sampled data is used for model testing.

The first part of the data ((Part 1)) is further split with ratio 3:1. During each trail of Bayesian optimization, the model is trained with the former part (75%), and then evaluated in the latter part (25%).

As mentioned above, for fast learners, these splits are typically created ten times. However, for deep learning experiments (like this paper), since the training times are so long, three samples are often used.

We used a modified version of the CleverHans [57] library to implement the adversarial attacks. This python library provides referenced implementations of adversarial examples. In addition, the experiments are implemented on the open-source Tensorflow framework, and conducted on our university’s ARC cluster [80], which provides Nvidia GPU computing resources.

### 4.3 Adversarial Attack Parameters

Table 5: The default attack parameters used in our experiment.

Attack	Parameters
FGSM	epsilon: 0.2, clip_min: 0.0, clip_max: 1.0
BIM-A BIM-B	epsilon: 0.2, clip_min: 0.0, clip_max: 1.0, iterations: 10
Deepfool	epsilon: 0.2, clip_min: 0.0, clip_max: 1.0
JSMA	theta: 1.0, gamma: 1.0, clip_min: 0.0, clip_max: 1.0
Carlini-Wagner	Iteration: 100, clip_min: 0.0, clip_max: 1.0

Table 5 lists the parameters that we set for each type of adversarial attack. Our experiment results in Section 5 are based on these default settings. In the table, the epsilon parameter indicates the degree of perturbation, and the clip function is defined as follows:

$$\text{clip}(x) = \begin{cases} MIN & \text{if } x < MIN \\ x & \text{if } MIN \leq x \leq MAX \\ MAX & \text{if } x > MAX \end{cases} \quad (8)$$

## 5 Results

In our experiment, we set a baseline strategy for ensemble system by randomly picking models from the model pool, while the size of ensemble system is the same as *Omni*. This random strategy neither guarantees the quality of models (in terms of performance), nor applies the distance criteria. In addition, the baseline method also adopts the way of average weighted ensemble.

Figure 3 shows our results. The results include the proposed “optimized weighted ensemble” (i.e., *Omni*), ensemble of randomly selected models (i.e., the baseline method), and the “average weighted ensemble” (in which each model contributes equally in the final prediction). In this figure,

- The **blue** and **red** bars in each subfigure show the pre-attack accuracy and attack accuracy, respectively.
- The **orange** bars show the prediction accuracy after applying random ensemble (the baseline method).
- The **green** bars show the prediction accuracy with “average weighted ensemble”.
- The **purple** bars show the prediction accuracy with *Omni* (i.e., “optimized weighted ensemble”).

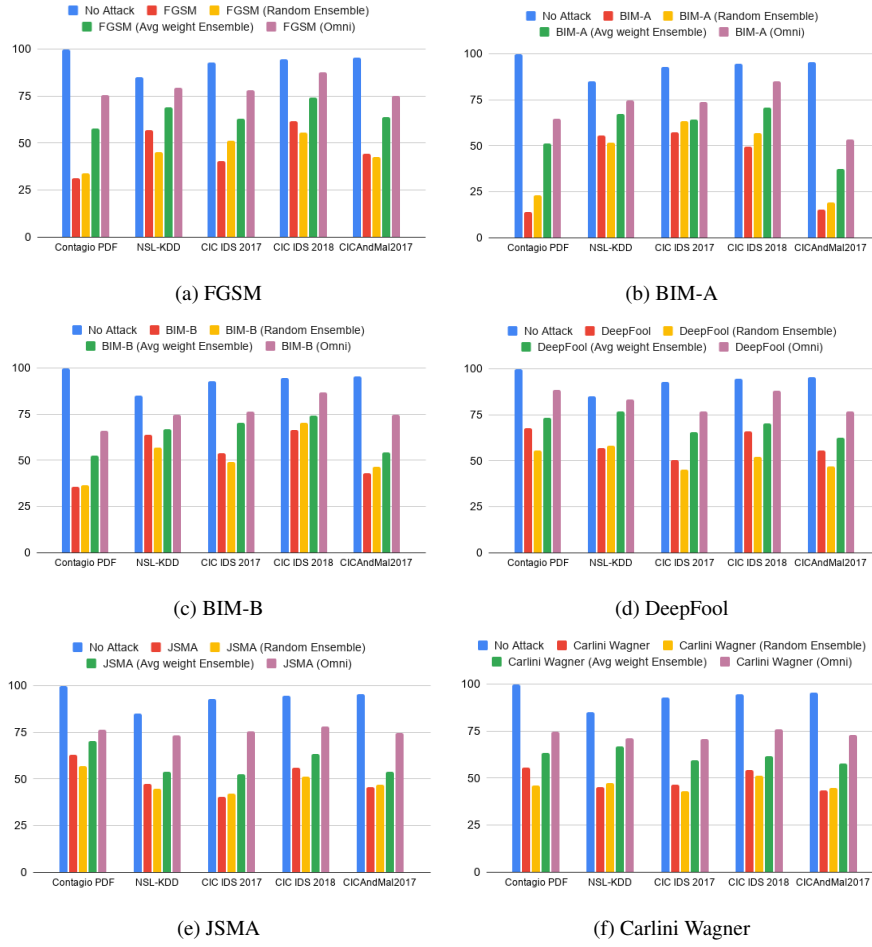


Fig. 3: Results of adversarial evasion attacks on five datasets. The y-axis shows the accuracy (%) of model prediction under or no attacks.

$A_0, A_1, A_2$  denotes the accuracy before attack, after attack, and after applying **Omni** (respectively). We note that:

- The **blue** bars of Figure 3 show that, prior to the evasion attack, hyperparameter optimization lets us find model with very high  $A_0$  accuracy of 90% to 99% (median to max).
- The **red** bars of Figure 3 show that adversarial attacks with FGSM, BIM, JSMA, DeepFool and Carlini-Wagner drop those  $A_0$  accuracy to  $A_1$  accuracy by a large amount: 40% to 85% (median to max).
- The **purple** bars of Figure 3 shows that **Omni** offers a large mitigation to the evasion attacks. Specifically, **Omni** increases the  $A_1$  accuracy to  $A_2$  accuracy by a rate of 53% (median results). For details on those increases, see Figure 4(a).

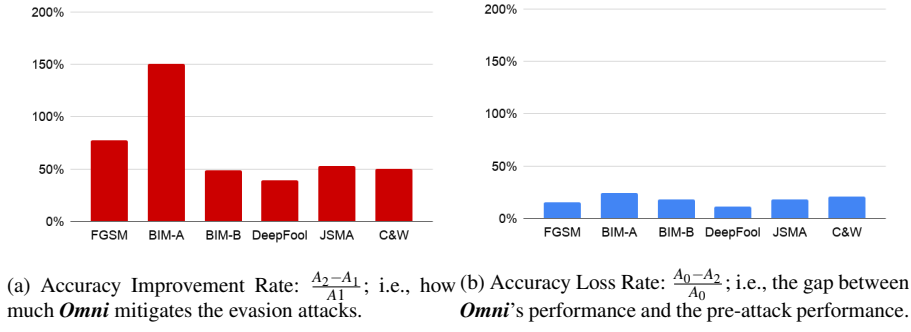


Fig. 4: The average rate of accuracy improvement and accuracy loss across all datasets for each attack method. They are computed by computing accuracy of *Omni* with attack accuracy, and accuracy of *Omni* with pre-attack accuracy, respectively.

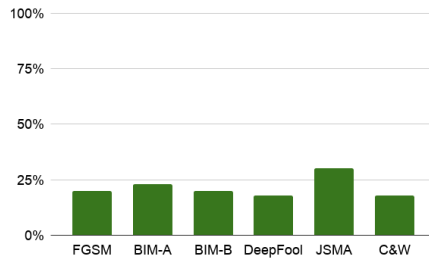


Fig. 5: Average improvement rate of accuracy comparing *Omni* over average weighted ensemble across all datasets.

As to the orange bars in Figure 3, they show no fixed pattern in results for random ensemble defense. With no specific strategy of model selection, in some cases such as FGSM attack on the NSL-KDD dataset, the prediction accuracy is close to or even lower than attack accuracy (comparing red bars to orange bars). Several factors contribute to these mixed results, such as using weak models to constitute the ensemble system or using a similar model to the victim model, or both. These results could further suggest the desire to build a well-designed ensemble system rather than a random schema.

As to the green bars of Figure 3, which show the results from a simple ensemble weighting scheme where all weights are equal (so the final conclusion is the average across the ensemble). Note that, always, that approach performs worse than *Omni*'s results (shown as the purple bars in Figure 3). *Omni*'s superior performance is due to its use of differential evolution to tune those weights. Figure 5 shows the rate of the improvement. Going forward, we recommend always optimizing ensemble weights since this means that the contribution of each ensemble member to a prediction to be weighted proportionally to the trust of the performance of the member, which results in achieving better performance.

## 6 Discussion and Future Work

Figure 4 (b) demonstrates the gap between *Omni*'s accuracy ( $A_2$ ) and the pre-attack accuracy ( $A_0$ ). Note that the final  $A_2$  accuracy is still less than the original  $A_0$  pre-attack accuracy. Mathematically, we can show that this is the expected case:

- Khasawneh et al. [41] offer a mathematical analysis of how hard it is for an adversary to reverse engineer the defender's model.
- Given an ensemble of  $H$  learners, each of which has its own errors of  $e(\hat{H}_i)$ , then using the probably approximately correct (PAC) learning theory [81] we can show that the upper bound on the error of the attacker approximation of the defender's model is

$$2(\max e(\hat{H}_i)) \quad (9)$$

i.e. twice the worst error of any defending learner. This result has a clear intuition: the more the defender makes mistakes, the harder it becomes for the attacker to learn the policies of the defender.

- Khasawneh et al. [41] warn that this kind of defense has an unwanted side-effect. Specifically, it can reduce prediction performance. We call this the **trade principle**:

*“The above theorem (Equation 9) suggests a trade-off between the accuracy of the defense model under no reverse-engineering vs. the susceptibility to being reverse-engineered: using low-accuracy but high-diversity classifiers allow the defender to induce a higher error rate on the attacker, but will also degrade the baseline performance against the target.”*

The trade principle tells us that adversarial defenders are mathematically required to lose predictive accuracy as they struggle to respond to an attack. That is, we should expect that  $A_2$  is less than  $A_0$  (the pre-attack accuracies). This is inevitable. A system under attack suffers some predictive losses – the issue is how much we can mitigate that lose.

In a well-explored domain, the next question we ask might be “*how well does our proposed method perform compared to the prior studies?*”. However, our experiment is yet not fully comparable to prior studies because of different experiment settings and performance measurements. For example, the adversarial attacks used in this work is more widely studied in the general AI literature relates to computer vision problems (e.g. can a panda be mistaken for a gibbon [29]). Prior research on our data sets also more explored how to build a malicious software detector. This paper is therefore a new baseline result for a new use of this data.

## 7 Threats to Validity

As to any empirical study, biases can affect the final results. Therefore, conclusions drawn from this work must be considered with threats to validity in mind. In this section, we discuss the validity of our work.

**Attack strategy bias.** We evaluate our method over a diverse set of attack strategies. However, we do not argue that our list of attacks is exhaustive, and we observe that more or more complicated adversarial attacks are emerging in recent work, which can be one of our future research directions.

**Sampling bias.** Our datasets cover network traffic, Android malwares and malicious pdf files, which are representative in previous intrusion detection and malware detection related research. However, some other popular data in existing work are also available which be further evaluated.

**Evaluation bias.** Carlini et al. [17] introduce several commonly accepted best practices that can be used to evaluate the defenses to adversarial examples. One of the suggestions is to protect from the adaptive adversaries, which means they are adapted to the specific details of the defense and hence further invalidate the robustness. Our approach is not designed with adaptive in mind, which is one of our future work.

**Parameter bias.** There are a bunch of parameter that control the degree of perturbation to the dataset. For example, a larger epsilon value cause large perturbation which further reduces the accuracy under attack. We do explore every set of parameters or the converge issue as suggests by Carlini et al. [17]. In addition, Table 1 mentions about the hyperparameter options explored but the hyperparameter optimization spaces are much more vast. Exploring these options will require vast amount of CPU resources. Thus we will require to make a trade-off between exploring the extend of hyperparameter space and cost awareness of the models. We do not claim that hyperparameters that we select for Bayesian optimization are exhaustive, rather, we believe the hyperparameter ranges that we choose are enough for us in the work.

## 8 Conclusion

When attackers can fool a classifier to think that a malicious input is actually benign, they can render a machine learning-based malware or intrusion detection system ineffective. Various researchers have proposed ensemble methods as a technique to increase the complexity and robustness of a defense model [39, 71, 79]. In theory, this added complexity makes it harder for the attackers to learn the defender’s model. However, several researchers have reported that such ensemble learners have limited advantages.

The starting point for this paper was the observation that prior work barely scratched the surface of all the options available when building an ensemble system. Rather than use a handful of models (as done by, eg. Kantchelian et al. [39]), we explore a much large space of options within the hyperparameter configuration space of a model.

In our approach, we create an ensemble of “unexpected models”; i.e., models whose control hyperparameters have a large distance to the hyperparameters of an adversary’s target model. In studies with five adversarial evasion attacks on five security datasets, we show that this method can successfully mitigate the effects of adversarial evasion attack. Hence we conclude:

*A well-designed weighted ensemble system is a promising approach to defend against adversarial evasion attack.*

and

*When using ensemble learning as a defense method against adversarial evasion attacks, we suggest to create ensemble with unexpected models who are distant from the attacker’s expected model (i.e., target model) through methods such as hyperparameter optimization.*

For future directions, we recommend trying to speed up our optimization methods. Table 6 shows that runtime of the optimization process: TPE takes around nine hours to terminate (on average). Clearly, this needs to be improved. When attackers have more knowledge and resources than defenders, they might be able to learn to adapt faster than we can defend against. Therefore, it is vital that we make our method as fast as possible.

Also, here we were only optimizing for accuracy. But Carlini et. al [17] suggest to that other metrics might be equally important such as TP (true positives), TN (true negatives), FP (false positives) and FN (false negatives). Here we have not explored such multi-goal reasoning (since that would be much slower) but this is clearly a direction for future work.

Finally, here we have assumed that the attack strategies are constant across our experiments. In the future work, it would be also important to explore *adaptive adversaries* that frequently change their attacks strategies.

Fig. 6: Optimization runtime of Bayesian optimization.

Dataset	Runtime H:M:S
CIC-IDS-2017	10:33:31
CICAndMal2017	9:22:58
ContagioPDF	1:47:29
CSE-CIC-IDS2018	15:59:02
NSL-KDD	6:54:22

**Acknowledgements** This work was partially funded by NSF grant #1909516.

## References

1. Arp D, Spreitzenbarth M, Hubner M, Gascon H, Rieck K, Siemens C (2014) Drebin: Effective and explainable detection of android malware in your pocket. In: Ndss, vol 14, pp 23–26
2. Athalye A, Carlini N, Wagner DA (2018) Obfuscated gradients give a false sense of security: Circumventing defenses to adversarial examples. In: Dy JG, Krause A (eds) Proceedings of the 35th International Conference on Machine Learning, ICML 2018, Stockholm, Sweden, July 10-15, 2018

3. Barreno M, Nelson B, Sears R, Joseph AD, Tygar JD (2006) Can machine learning be secure? In: *Proceedings of the 2006 ACM Symposium on Information, computer and communications security*, pp 16–25
4. Bergstra J, Bengio Y (2012) Random search for hyper-parameter optimization. *Journal of Machine Learning Research* 13(Feb):281–305
5. Bergstra JS, Bardenet R, Bengio Y, Kégl B (2011) Algorithms for hyper-parameter optimization. In: *Advances in neural information processing systems*, pp 2546–2554
6. Bhat P, Dutta K (2019) A survey on various threats and current state of security in android platform. *ACM Computing Surveys (CSUR)* 52(1):1–35
7. Biggio B, Roli F (2018) Wild patterns: Ten years after the rise of adversarial machine learning. *Pattern Recognition* 84:317–331
8. Biggio B, Fumera G, Roli F (2010) Multiple classifier systems for robust classifier design in adversarial environments. *International Journal of Machine Learning and Cybernetics* 1(1-4):27–41
9. Biggio B, Corona I, Maiorca D, Nelson B, Šrndić N, Laskov P, Giacinto G, Roli F (2013) Evasion attacks against machine learning at test time. In: *Joint European conference on machine learning and knowledge discovery in databases*, Springer, pp 387–402
10. Biggio B, Pillai I, Rota Bulò S, Ariu D, Pelillo M, Roli F (2013) Is data clustering in adversarial settings secure? In: *Proceedings of the 2013 ACM workshop on Artificial intelligence and security*, pp 87–98
11. Biggio B, Rieck K, Ariu D, Wressnegger C, Corona I, Giacinto G, Roli F (2014) Poisoning behavioral malware clustering. In: Dimitrakakis C, Mitrokotsa A, Rubinstein BIP, Ahn G (eds) *Proceedings of the 2014 Workshop on Artificial Intelligence and Security Workshop, AISec 2014*, Scottsdale, AZ, USA, November 7, 2014, pp 27–36
12. Bissell K, LaSalle R, Dal Cin P (2019) The cost of cybercrime—ninth annual cost of cybercrime study. Tech. rep., Technical report, Accenture, 2019.
13. Canali D, Cova M, Vigna G, Kruegel C (2011) Prophiler: a fast filter for the large-scale detection of malicious web pages. In: *Proceedings of the 20th international conference on World wide web*, pp 197–206
14. Carlini N, Wagner D (2017) Towards evaluating the robustness of neural networks. In: *2017 IEEE Symposium on Security and Privacy (SP)*, IEEE, pp 39–57
15. Carlini N, Wagner DA (2016) Defensive distillation is not robust to adversarial examples. *CoRR* abs/1607.04311
16. Carlini N, Wagner DA (2017) Adversarial examples are not easily detected: Bypassing ten detection methods. In: Thuraisingham BM, Biggio B, Freeman DM, Miller B, Sinha A (eds) *Proceedings of the 10th ACM Workshop on Artificial Intelligence and Security, AISec@CCS 2017*, Dallas, TX, USA, November 3, 2017, pp 3–14
17. Carlini N, Athalye A, Papernot N, Brendel W, Rauber J, Tsipras D, Goodfellow I, Madry A, Kurakin A (2019) On evaluating adversarial robustness. *arXiv preprint arXiv:1902.06705*
18. Chang C, Wenming S, Wei Z, Changki P, Kontovas C (2019) Evaluating cybersecurity risks in the maritime industry: a literature review. In: *Proceedings of the*



- International Association of Maritime Universities (IAMU) Conference
19. Chen S, Xue M, Fan L, Hao S, Xu L, Zhu H, Li B (2018) Automated poisoning attacks and defenses in malware detection systems: An adversarial machine learning approach. *computers & security* 73:326–344
  20. Contagio (2020) Contagio Malware Dump. <http://contagiodump.blogspot.com/>, [Online; accessed 6th-September-2020]
  21. Canadian Institute for Cybersecurity (2009) NSL-KDD dataset. <https://www.unb.ca/cic/datasets/ns1.html>, [Online; accessed 6th-September-2020]
  22. Dalvi N, Domingos P, Sanghai S, Verma D (2004) Adversarial classification. In: *Proceedings of the tenth ACM SIGKDD international conference on Knowledge discovery and data mining*, pp 99–108
  23. Dang H, Huang Y, Chang EC (2017) Evading classifiers by morphing in the dark. In: *Proceedings of the 2017 ACM SIGSAC Conference on Computer and Communications Security*, pp 119–133
  24. Demontis A, Melis M, Pintor M, Jagielski M, Biggio B, Oprea A, Nita-Rotaru C, Roli F (2019) Why do adversarial attacks transfer? explaining transferability of evasion and poisoning attacks. In: *28th {USENIX} Security Symposium ({USENIX} Security 19)*, pp 321–338
  25. Dietterich TG, et al. (2002) Ensemble learning. *The handbook of brain theory and neural networks* 2:110–125
  26. Eshete B, Villafiorita A, Weldemariam K (2012) Binspect: Holistic analysis and detection of malicious web pages. In: *International conference on security and privacy in communication systems*, Springer, pp 149–166
  27. Farnia F, Zhang JM, Tse D (2019) Generalizable adversarial training via spectral normalization. In: *7th International Conference on Learning Representations, ICLR 2019, New Orleans, LA, USA, May 6-9, 2019*
  28. Feurer M, Hutter F (2019) Hyperparameter optimization. In: *Automated Machine Learning*, Springer, Cham, pp 3–33
  29. Goodfellow IJ, Shlens J, Szegedy C (2015) Explaining and harnessing adversarial examples. In: *3rd International Conference on Learning Representations, ICLR 2015, San Diego, CA, USA, May 7-9, 2015*
  30. Gower JC (1971) A general coefficient of similarity and some of its properties. *Biometrics* pp 857–871
  31. Grosse K, Papernot N, Manoharan P, Backes M, McDaniel PD (2016) Adversarial perturbations against deep neural networks for malware classification. *CoRR* abs/1606.04435
  32. Grosse K, Manoharan P, Papernot N, Backes M, McDaniel PD (2017) On the (statistical) detection of adversarial examples. *CoRR* abs/1702.06280
  33. Grosse K, Papernot N, Manoharan P, Backes M, McDaniel P (2017) Adversarial examples for malware detection. In: *European Symposium on Research in Computer Security*, Springer, pp 62–79
  34. He W, Wei J, Chen X, Carlini N, Song D (2017) Adversarial example defense: Ensembles of weak defenses are not strong. In: *11th {USENIX} Workshop on Offensive Technologies ({WOOT} 17)*
  35. Hendler D, Kels S, Rubin A (2018) Detecting malicious powershell commands using deep neural networks. In: *Proceedings of the 2018 on Asia Conference on*

- Computer and Communications Security, pp 187–197
36. Hernández-Lobato D, MartíNez-MuñOz G, Suárez A (2013) How large should ensembles of classifiers be? *Pattern Recognition* 46(5):1323–1336
  37. Hu W, Tan Y (2017) Generating adversarial malware examples for black-box attacks based on gan. *arXiv preprint arXiv:170205983*
  38. Jang-Jaccard J, Nepal S (2014) A survey of emerging threats in cybersecurity. *Journal of Computer and System Sciences* 80(5):973–993
  39. Kantchelian A, Tygar JD, Joseph A (2016) Evasion and hardening of tree ensemble classifiers. In: *International Conference on Machine Learning*, pp 2387–2396
  40. Kariyappa S, Qureshi MK (2019) Improving adversarial robustness of ensembles with diversity training. *arXiv preprint arXiv:190109981*
  41. Khasawneh KN, Abu-Ghazaleh N, Ponomarev D, Yu L (2017) Rhmd: evasion-resilient hardware malware detectors. In: *Proceedings of the 50th Annual IEEE/ACM International Symposium on Microarchitecture*, pp 315–327
  42. Kurakin A, Goodfellow IJ, Bengio S (2017) Adversarial examples in the physical world. In: *5th International Conference on Learning Representations, ICLR 2017, Toulon, France, April 24–26, 2017, Workshop Track Proceedings*
  43. Langner R (2011) Stuxnet: Dissecting a cyberwarfare weapon. *IEEE Security & Privacy* 9(3):49–51
  44. Lashkari AH, Kadir AFA, Taheri L, Ghorbani AA (2018) Toward developing a systematic approach to generate benchmark android malware datasets and classification. In: *2018 International Carnahan Conference on Security Technology (ICCST)*, IEEE, pp 1–7
  45. Laskov P, et al. (2014) Practical evasion of a learning-based classifier: A case study. In: *2014 IEEE symposium on security and privacy*, IEEE, pp 197–211
  46. Liu C, Li B, Vorobeychik Y, Oprea A (2017) Robust linear regression against training data poisoning. In: *Proceedings of the 10th ACM Workshop on Artificial Intelligence and Security*, pp 91–102
  47. Lowd D, Meek C (2005) Adversarial learning. In: *Proceedings of the eleventh ACM SIGKDD international conference on Knowledge discovery in data mining*, pp 641–647
  48. Lowd D, Meek C (2005) Good word attacks on statistical spam filters. In: *CEAS*, vol 2005
  49. Madry A, Makelov A, Schmidt L, Tsipras D, Vladu A (2018) Towards deep learning models resistant to adversarial attacks. In: *6th International Conference on Learning Representations, ICLR 2018, Vancouver, BC, Canada, April 30 - May 3, 2018, Conference Track Proceedings*
  50. Maiorca D, Corona I, Giacinto G (2013) Looking at the bag is not enough to find the bomb: an evasion of structural methods for malicious pdf files detection. In: *Proceedings of the 8th ACM SIGSAC symposium on Information, computer and communications security*, pp 119–130
  51. Monshizadeh M, Yan Z (2014) Security related data mining. In: *2014 IEEE International Conference on Computer and Information Technology*, IEEE, pp 775–782
  52. Moosavi-Dezfooli SM, Fawzi A, Frossard P (2016) Deepfool: a simple and accurate method to fool deep neural networks. In: *Proceedings of the IEEE confer-*

- ence on computer vision and pattern recognition, pp 2574–2582
53. Morgan S (2019) Official annual cybercrime report. Sausalito: Cybersecurity Ventures
  54. Muñoz-González L, Biggio B, Demontis A, Paudice A, Wongrassamee V, Lupu EC, Roli F (2017) Towards poisoning of deep learning algorithms with back-gradient optimization. In: Proceedings of the 10th ACM Workshop on Artificial Intelligence and Security, pp 27–38
  55. Na T, Ko JH, Mukhopadhyay S (2018) Cascade adversarial machine learning regularized with a unified embedding. In: 6th International Conference on Learning Representations, ICLR 2018, Vancouver, BC, Canada, April 30 - May 3, 2018, Conference Track Proceedings, OpenReview.net
  56. Opderbeck DW (2015) Cybersecurity, data breaches, and the economic loss doctrine in the payment card industry. *Md L Rev* 75:935
  57. Papernot N, Faghri F, Carlini N, Goodfellow I, Feinman R, Kurakin A, Xie C, Sharma Y, Brown T, Roy A, et al. (2016) Technical report on the cleverhans v2.1.0 adversarial examples library. arXiv preprint arXiv:161000768
  58. Papernot N, McDaniel P, Goodfellow I (2016) Transferability in machine learning: from phenomena to black-box attacks using adversarial samples. arXiv preprint arXiv:160507277
  59. Papernot N, McDaniel P, Jha S, Fredrikson M, Celik ZB, Swami A (2016) The limitations of deep learning in adversarial settings. In: 2016 IEEE European symposium on security and privacy (EuroS&P), IEEE, pp 372–387
  60. Papernot N, McDaniel P, Wu X, Jha S, Swami A (2016) Distillation as a defense to adversarial perturbations against deep neural networks. In: 2016 IEEE Symposium on Security and Privacy (SP), IEEE, pp 582–597
  61. Papernot N, McDaniel PD, Goodfellow IJ (2016) Transferability in machine learning: from phenomena to black-box attacks using adversarial samples. *CoRR* abs/1605.07277
  62. Papernot N, McDaniel PD, Goodfellow IJ, Jha S, Celik ZB, Swami A (2017) Practical black-box attacks against machine learning. In: Karri R, Sinanoglu O, Sadeghi A, Yi X (eds) Proceedings of the 2017 ACM on Asia Conference on Computer and Communications Security, AsiaCCS 2017, Abu Dhabi, United Arab Emirates, April 2-6, 2017, pp 506–519
  63. Papernot N, McDaniel P, Sinha A, Wellman MP (2018) Sok: Security and privacy in machine learning. In: 2018 IEEE European Symposium on Security and Privacy (EuroS&P), IEEE, pp 399–414
  64. Queenie Wong LH (2018) Facebook says hackers stole personal info on 29 million users. <https://www.cnet.com/news/facebook-e-mails-phone-numbers-and-other-personal-information-accessed-during-breach/>, [Online; accessed 6th-September-2020]
  65. Roškot M, Wanasika I, Kroupova ZK (2020) Cybercrime in europe: surprising results of an expensive lapse. *Journal of Business Strategy*
  66. Sechel S (2019) A comparative assessment of obfuscated ransomware detection methods. *Informatica Economica* 23(2):45–62
  67. Shahriari B, Swersky K, Wang Z, Adams RP, De Freitas N (2015) Taking the human out of the loop: A review of bayesian optimization. *Proceedings of the*

- IEEE 104(1):148–175
68. Sharafaldin I, Lashkari AH, Ghorbani AA (2018) Toward generating a new intrusion detection dataset and intrusion traffic characterization. In: ICISSP, pp 108–116
  69. Smith R (2001) Adobe pdf files can be used as virus carriers. <http://lwn.net/2001/0809/a/adobe-pdf-vul.php3>
  70. Smutz C, Stavrou A (2012) Malicious pdf detection using metadata and structural features. In: Proceedings of the 28th annual computer security applications conference, pp 239–248
  71. Smutz C, Stavrou A (2016) When a tree falls: Using diversity in ensemble classifiers to identify evasion in malware detectors. In: NDSS
  72. Snoek J, Larochelle H, Adams RP (2012) Practical bayesian optimization of machine learning algorithms. In: Advances in neural information processing systems, pp 2951–2959
  73. Storn R, Price K (1997) Differential evolution—a simple and efficient heuristic for global optimization over continuous spaces. *Journal of global optimization* 11(4):341–359
  74. Strauss T, Hanselmann M, Junginger A, Ulmer H (2017) Ensemble methods as a defense to adversarial perturbations against deep neural networks. *CoRR* abs/1709.03423
  75. Szegedy C, Zaremba W, Sutskever I, Bruna J, Erhan D, Goodfellow I, Fergus R (2013) Intriguing properties of neural networks. *arXiv preprint arXiv:13126199*
  76. Szegedy C, Zaremba W, Sutskever I, Bruna J, Erhan D, Goodfellow IJ, Fergus R (2014) Intriguing properties of neural networks. In: Bengio Y, LeCun Y (eds) 2nd International Conference on Learning Representations, ICLR 2014, Banff, AB, Canada, April 14–16, 2014, Conference Track Proceedings
  77. Tavallaee M, Bagheri E, Lu W, Ghorbani AA (2009) A detailed analysis of the kdd cup 99 data set. In: 2009 IEEE symposium on computational intelligence for security and defense applications, IEEE, pp 1–6
  78. Tramèr F, Zhang F, Juels A, Reiter MK, Ristenpart T (2016) Stealing machine learning models via prediction apis. In: 25th {USENIX} Security Symposium ({USENIX} Security 16), pp 601–618
  79. Tramèr F, Kurakin A, Papernot N, Goodfellow IJ, Boneh D, McDaniel PD (2018) Ensemble adversarial training: Attacks and defenses. In: 6th International Conference on Learning Representations, ICLR 2018, Vancouver, BC, Canada, April 30 - May 3, 2018
  80. North Carolina State University (2020) ARC: A Root Cluster for Research into Scalable Computer Systems. <https://arcb.csc.ncsu.edu/~mueller/cluster/arc/>, [Online; accessed 6th-September-2020]
  81. Valiant L (1984) A theory of the learnable. *Communications of the ACM* (27)
  82. Xiao H, Biggio B, Brown G, Fumera G, Eckert C, Roli F (2015) Is feature selection secure against training data poisoning? In: Bach FR, Blei DM (eds) Proceedings of the 32nd International Conference on Machine Learning, ICML 2015, Lille, France, 6–11 July 2015, JMLR Workshop and Conference Proceedings, vol 37, pp 1689–1698

83. Xu W, Qi Y, Evans D (2016) Automatically evading classifiers. In: Proceedings of the 2016 network and distributed systems symposium, vol 10
84. Young SR, Rose DC, Karnowski TP, Lim SH, Patton RM (2015) Optimizing deep learning hyper-parameters through an evolutionary algorithm. In: Proceedings of the Workshop on Machine Learning in High-Performance Computing Environments, pp 1–5
85. Zhang F, Chan PP, Biggio B, Yeung DS, Roli F (2015) Adversarial feature selection against evasion attacks. *IEEE transactions on cybernetics* 46(3):766–777
86. Zhang F, Wang Y, Wang H (2018) Gradient correlation: Are ensemble classifiers more robust against evasion attacks in practical settings? In: International Conference on Web Information Systems Engineering, Springer, pp 96–110
87. Zhang F, Wang Y, Liu S, Wang H (2020) Decision-based evasion attacks on tree ensemble classifiers. *World Wide Web* pp 1–21
88. Zhou Y, Kantarcioglu M, Thuraisingham B, Xi B (2012) Adversarial support vector machine learning. In: Proceedings of the 18th ACM SIGKDD international conference on Knowledge discovery and data mining, pp 1059–1067