

Energy Forecasting in Smart Grid Systems: A Comprehensive Review of State-of-the-art Techniques

Devinder Kaur, Shama Naz Islam, Md. Apel Mahmud, and ZhaoYang Dong

Abstract - Energy forecasting has a vital role to play in smart grid (SG) systems involving various applications such as demand-side management, load shedding, and optimum dispatch. Managing efficient forecasting while ensuring the least possible prediction error is one of the main challenges posed in the grid today, considering the uncertainty and granularity in SG data. This paper presents a comprehensive and application-oriented review of state-of-the-art forecasting methods for SG systems along with recent developments in probabilistic deep learning (PDL) considering different models and architectures. Traditional point forecasting methods including statistical, machine learning (ML), and deep learning (DL) are extensively investigated in terms of their applicability to energy forecasting. In addition, the significance of hybrid and data pre-processing techniques to support forecasting performance is also studied. A comparative case study using the Victorian electricity consumption and American electric power (AEP) datasets is conducted to analyze the performance of point and probabilistic forecasting methods. The analysis demonstrates higher accuracy of the long-short term memory (LSTM) models with appropriate hyper-parameter tuning among point forecasting methods especially when sample sizes are larger and involve nonlinear patterns with long-sequences. Furthermore, Bayesian bidirectional LSTM (BLSTM) as a probabilistic method exhibit the highest accuracy in terms of least pinball score and root mean square error (RMSE).

Keywords: Energy forecasting, loss function, time series, probability forecasting, prediction intervals, uncertainty, recurrent neural networks, pinball loss, regression, Bayesian methods.

I. INTRODUCTION

Energy forecasting has a crucial role to play in planning and managing operations in modern power systems popularly termed as smart grid (SG) systems [1]. With the advent of smart meters and advanced metering infrastructure (AMI) in SG, a significant increase in the bidirectional flow of energy and data is observed between the grid and end-users. Thus, a number of data analytics applications such as energy forecasting have emerged recently in the SG domain. Such applications can be highly useful for scheduling generation, implementing demand response strategies, and ensuring financial benefits through optimum bidding in the energy market [2], [3]. In this regard, various statistical and ML methods to forecast energy demand

and generation have been investigated in the past [4]. Statistical methods such as autoregressive integrated moving average (ARIMA) and associated techniques have been extensively used for forecasting time series demand and generation data [5]. However, in recent times due to the breakthrough of smart metering and thus high volume of data generation, statistical methods face scalability issues and cannot analyze complex nonlinear data features [6].

Since the last decade, artificial intelligence (AI)-based methods involving ML and DL algorithms have attracted much attention for their ability to generate accurate forecasts in SG systems. Particularly, DL algorithms such as recurrent neural networks (RNN) and LSTM are potential methods to deal with the nonlinear time series energy data [7]. Furthermore, SG systems experience uncertainties when renewable generation intermittencies and variations in energy consumption behaviors are considered. In such cases, probabilistic methods [8]–[10] having the ability to generate prediction intervals (PIs) highlight their effectiveness to manage uncertainties compared to point forecasting methods. Recently, probabilistic deep learning (PDL) has made its way to carry out the forecasting more efficiently by integrating deep neural networks and Bayesian inference [11]–[13]. However, this approach needs to be investigated more and offers a substantial scope in modern power systems and its applications.

Furthermore, by combining multiple methods as one hybrid approach, forecasting accuracy can be highly improved [14]. However, the model complexity could be one of the main shortcomings of hybrid approach and thus, a trade-off between the accuracy and computational complexity needs to be maintained. In this direction, data pre-processing plays a vital role in improving the performance and minimizing the forecasting error. Dimensionality reduction (DR) and feature extraction are the key approaches adopted for data pre-processing [15]. In this regard, principal component analysis (PCA) [16] and singular value decomposition (SVD) [17] have been widely used as underlying pre-processing techniques with different forecasting methods to deal with the challenges of high-order dimensionality in SG data. From DL domain, auto-encoders (AE) implemented with convolutional layers have been used as a feature extraction scheme to filter multiple dimensions in consumption data [18].

There have been a significant number of research papers which surveyed ML methods for solar irradiance forecasting [19]–[21]. Other papers have reviewed ML methods to forecast building energy demand [22], [23], but have not included comparative analysis. Although, the authors in [24] reviewed DL techniques for solar energy forecasting. None of the aforementioned review papers have investigated new DL techniques such as RNN and LSTM in details for energy forecasting applications with a comparison made between the statistical and DL methods. Furthermore, to the best of our knowledge, no review paper has yet considered reviewing the recent developments in probabilistic forecasting domain, especially contributions of Bayesian deep learning in SG systems forecasting. This motivates us to review state-of-the-art forecasting methods along with the recent developments in a more comprehensive and application-oriented manner. To be specific, we make the following contributions:

- 1) A comprehensive review of statistical, AI-based, probabilistic, and hybrid forecasting methods is presented along with their applications in SG systems considering different time horizons. The existing pre-processing techniques to aid energy forecasting methods are also discussed.
- 2) A number of statistical, ML, DL, and PDL techniques are implemented for two energy consumption datasets with different time resolution and horizons to compare forecasting accuracies with variable sample sizes. The impact of high variability in the dataset is also evaluated.
- 3) The analysis shows that RNN and LSTM can achieve higher accuracy for point forecasting with larger sample sizes especially in the presence of high variability. However, the accuracy can vary with the choice of activation function and hyper-parameters tuning which needs to be appropriately selected for a given dataset. In case of probabilistic forecasting, Bayesian bidirectional LSTM (BLSTM) outperforms point forecasting methods by exhibiting least error for all data variations along with more accurate PIs for energy forecasting scenarios.

Section II discusses the applications of forecasting in SG systems. Section III outlines the time horizon-based categorization of forecasting methods. Section IV elaborates state-of-the-art forecasting methods in detail including hybrid and advance probabilistic approaches from the perspective of energy systems operations. Further, data pre-processing methods are briefly discussed in section V. Section VI represents a comparative case study of energy forecasting methods on two different datasets. Finally, section VII concludes the paper and discusses the future directions.

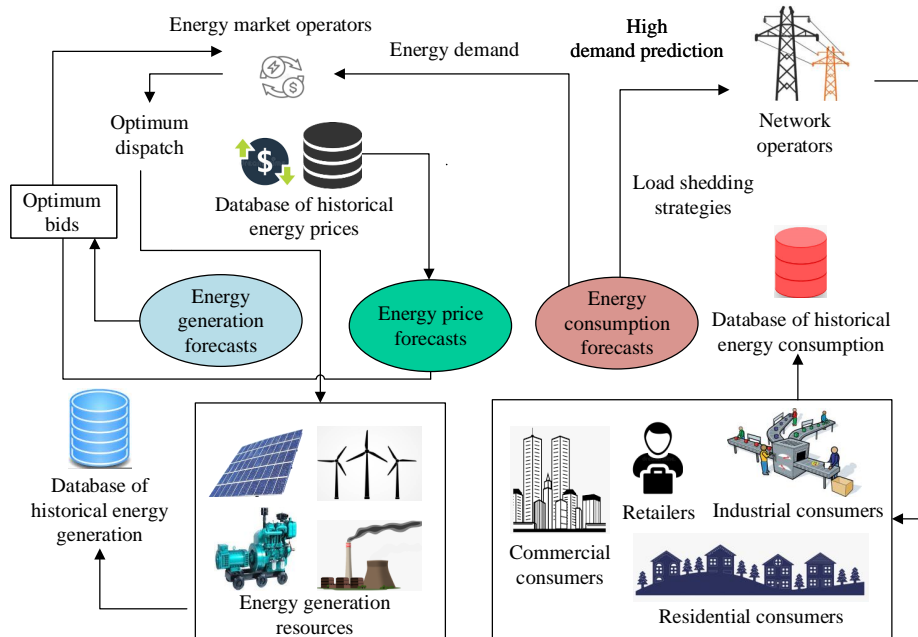


Fig. 1: Overview of forecasting applications for energy systems

II. APPLICATIONS OF FORECASTING IN ENERGY SYSTEMS

Energy forecasting with high accuracy and precision can provide significant insights for grid planning and reliability for demand and generation. The data generated from SG systems is usually related to the energy consumption by end users involving residential, commercial, and industrial consumers as shown in Fig. 1. Moreover, additional data is generated from distributed energy resources (DERs) such as solar and wind power plants. The generated data is further utilized by forecasting methods to forecast energy generation, consumption, and prices in SG systems. Energy forecasting has a wide range of applications including load shedding, optimum dispatch, peak load shaving, etc. [23]. The authors in [25] surveyed various challenges and trends of demand forecasting with respect to different time horizons and regions. Similarly, in [26] authors compared existing statistical methods for demand forecasting and emphasized the significance of attaining least RMSE. Further, Kong *et al.* in [27] employed DL methods to forecast short-term energy consumption and demand for individual households using highly granular data.

As energy generation using renewable-based DER is more intermittent due to exogenous factors such as weather changes and user behaviors, ensuring high forecasting accuracy is a very challenging task in the grid today [28]. In this regard, [29] used vector autoregressive (VAR) to forecast solar irradiance, temperature, and wind speed for 61 locations in the United States. Similarly, Messner *et al.* in [30] used VAR method to forecast wind power generation based on high dimensional data.

Furthermore, forecasting price spike is an important application which considers the biggest risk factor in the energy market. Recent zero or negative pricing as observed in the Australian national electricity market (NEM) can negatively impact generators. On the other hand, positive high price spikes can give more profits to generators, especially during peak generation hours [31], [32]. Yang *et al.* surveyed the latest trends in the decision making for electricity retailers using consumed load price forecasting [33]. Further, [34] utilized a set of relevance vector machines to predict the price for individual time periods ahead-of-time and implemented micro-genetic algorithm to optimize linear regression ensemble coefficients for aggregated price forecasts. Toubeau *et al.* in [35] utilized PDL method to forecast wind and PV generation in return to predict the electricity prices generated from renewable DER. Moreover, the locational marginal price for optimal scheduling of the energy storages is performed using artificial neural networks (ANN) in [36].

III. TIME HORIZONS FOR ENERGY FORECASTING METHODS

The time period over which forecasts are generated is defined as the time horizon or timescale. It is one of the key parameters to categorize forecasting approaches in SG systems [37]. Depending on time horizon, energy forecasting can be broadly classified as following:

- 1) Very short-term forecasting (VSTF): This class of forecasting involves time horizon from minutes to few hours, usually between (0-3 h) [38]. VSTF can help dealing with random changes in renewable energy generation which can be predicted only before a short period of time. It offers a wide range of applications in renewable energy resources (RES) such as wind and solar generation forecasting [39], [40]. In this regard, Potter *et al.* in [41] presented a 2.5 min ahead forecasting system for Tasmanian wind farms using ANN and fuzzy logic as a hybrid approach.
- 2) Short-term forecasting (STF): It involves energy forecasts ranging from few minutes to a few days ahead. This class plays a prime role in various grid operations such as dispatch scheduling, reliability analysis, etc. [42]. Furthermore, accurate STF helps avoiding underestimation and overestimation of the demand and thus, substantially contributes to the grid reliability [43].
- 3) Medium-term forecasting (MTF): It is implied to horizons ranging from few days to a few months ahead within a year [44]. MTF supports adequacy assessment, maintenance, and fuel supply scheduling in SG systems. Furthermore, it contributes to risk management using price forecasting and therefore, plays a significant role in evaluating the financial aspects of energy systems [45].
- 4) Long-term forecasting (LTF): It involves horizons measured in months, quarters, and even years. LTF is crucial for load growth and energy generation planning operations over a longer period of time [46]–[48]. LTF helps removing the impact of random fluctuations arising in shorter term and predict the longer term trends. In this context, Azad *et al.* [49] predicted the wind speed trends of two meteorological stations in Malaysia for one year using neural networks to manage the challenges posed by intermittent nature of wind generation.

Fig. 2 shows the pattern of publications for last two decades within five year duration with respect to different time horizons in energy systems forecasting. While LTF stands second in line, most number of publications are made for STF in the period

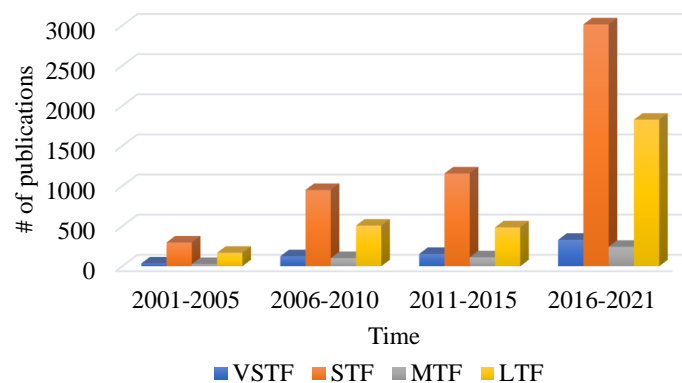


Fig. 2: Publication trends in energy systems with respect to time horizons

2016-2021 making it most widely utilized forecasting category in recent times for different applications in grid planning and operations. Appropriate selection of the forecasting horizon is crucial for training and hyper-parameter tuning of a forecasting method. In this context, the authors in [19] and [20] emphasized to focus on the selection of relevant time horizons while building the ML model for solar irradiation forecasting.

IV. STATE-OF-THE-ART FORECASTING TECHNIQUES

This section discusses state-of-the-art methods and recent advancements in energy forecasting systems along with their literature and applications. Energy forecasting methods can be broadly classified into statistical and artificial intelligence (AI)-based methods as illustrated in Fig. 3. While statistical methods are traditional and simpler in form, learning methods involve ML, DL and its variants which are considered to be more accurate but complex at the same time.

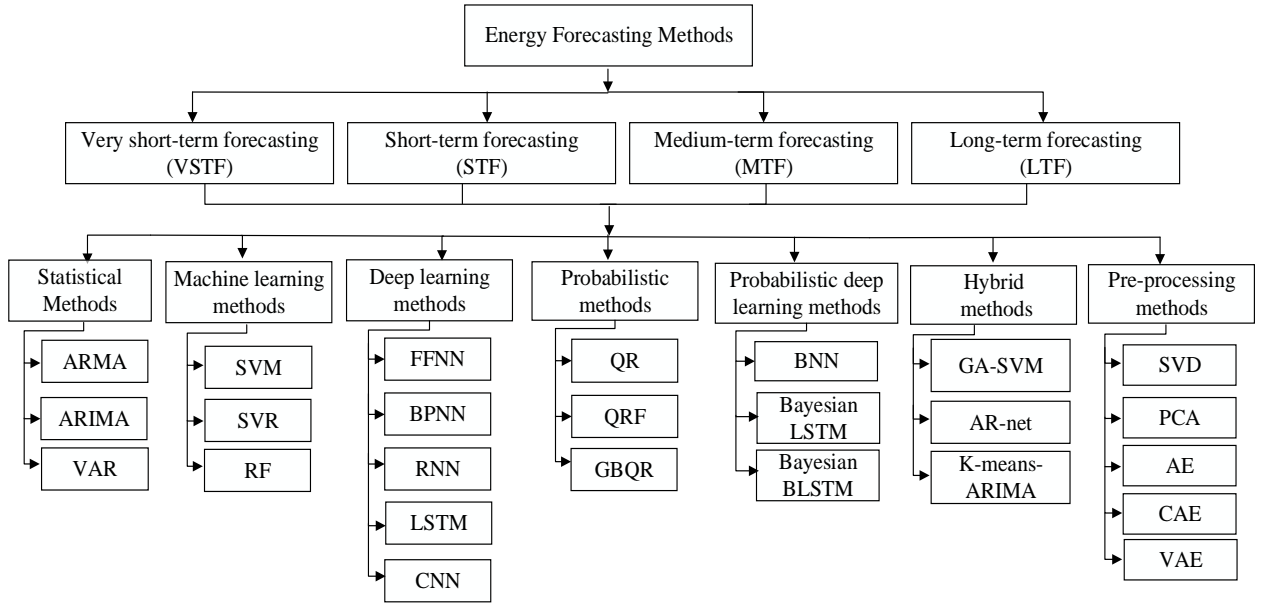


Fig. 3: Taxonomy of energy forecasting methods

A. Statistical methods

Statistical methods are classical in nature, widely used for time series forecasting especially for STF using the historical SG data [50]. These methods are based on fitting a regression model on historical data points and then validating the model by finding the difference between actual and predicted values. This subsection stresses about existing statistical methods for the applications of energy systems forecasting.

1) Autoregressive moving average model (ARMA)

ARMA is the fundamental statistical method widely employed for time series analysis. It is the combination of autoregressive (AR) and moving average (MA) methods. The AR part predicts the value at a time stamp t as a function of its previous value

at $t - p$, where p is the order of AR model. The MA part linearly combines the error term with the previous values to form the observed data. Sansa *et al.* in [51] utilized ARMA to predict the solar irradiation for a winter day with maximum 10% variation in the generation. However, ARMA can only be applied to a stationary time series, mean and variance of which does not change over time and has an uniform distribution.

2) Autoregressive integrated moving average (ARIMA)

To deal with the non-stationary time series, ARMA is generalized to ARIMA. The integrated component deals with the non-stationary time series by replacing the data values with differences of its current and previous values. ARIMA is employed in [52] for energy demand forecasting to charge the electric vehicles (EVs) using historical load data. Similarly, it is used for energy usage forecasting in [53] and [54] for optimization and control in a residential microgrid. However, the ARIMA is more suitable for linear time series as it gives relatively high RMSE values for nonlinear data and exhibits a high execution time for large datasets [55]. To manage nonlinearity, ARIMA models often have to utilize additional techniques such as log transformation.

3) Vector autoregression (VAR)

VAR model is defined as an extension to the univariate autoregression for n number of time series. To capture linear dependencies among multiple time series, VAR has been substantially adapted as another statistical method in the applications of energy systems forecasting. The authors in [29] predicted temperature, solar irradiation, and wind speed using VAR for 61 locations in United States and exhibited lower RMSE values as compared to other statistical methods such as simple persistence (SP). VAR is also used in [30] for short-term wind power forecasting to tackle the problem of estimation by integrating lasso estimator to recursively update the VAR parameters. However, ML methods that are discussed in the following subsection are found to be more efficient and scalable to deal with nonlinear traits of SG datasets with multiple time series [56].

B. Machine learning (ML) methods

ML is a set of computing algorithms to learn patterns from input data and improve the prediction accuracy automatically over time. It has a wide range of applications in big data analytics, data mining, and computer vision [4]. ML is broadly categorized into supervised and unsupervised learning [57]. The former involves labeled data and its two main classes are classification and regression. On the other hand, unsupervised learning deals with the unstructured data and works on grouping the data points based on their similarities and correlation [58]. Following subsections discuss existing ML methods and their applications for energy systems forecasting. In [57], Ma *et al.* reviewed various ML algorithms in power systems and emphasized their effectiveness for short-term load forecasting in terms of accuracy and scalability. Support vector machine (SVM) and support vector regression (SVR) are two main ML methods under supervised learning domain.

1) Support vector machine (SVM)

SVM is widely used in ML to classify data variables into different planes with respect to margin between the data classes. The objective of SVM algorithm is to maximize the margin distance between the data variables so as to increase the accuracy of data classification. For SG systems, Shi *et al.* proposed SVM to forecast one day ahead photovoltaic (PV) generation in China by classifying weather data into cloudy, clear, foggy, and rainy categories [59]. The SVM-based proposed technique demonstrated effective results with 8.64% mean relative error (MRE). Similarly, authors in [60] employed SVM to predict socio-demographic features of users from energy consumption data with the help of convolutional filters.

2) Support vector regression (SVR)

The concept of SVM adapted to regression analysis is known as SVR. It supports nonlinear traits in the prediction model and provides accurate forecasting results. Since time series forecasting involves regression operation, SVR is comprehensively used in the existing research for demand and generation forecasting [61]–[64]. The authors in [65] applied SVR for short-term load forecasting and compared the results with other competitive techniques such as ARMA and ANN. Authors claimed that SVR integrated with modified firefly algorithm (MFA) optimizes SVR parameters and reflects better accuracy than the aforementioned methods. Furthermore, [66] predicted long-term energy consumption using SVR after decomposing time series consumption data into two components to justify trend and oscillations, respectively.

3) Random Forest (RF)

RF is an another ML algorithm which operates as an ensemble of decision trees and often utilized for classification and regression tasks. Saeedi *et al.* implemented different ML methods including decision tree, linear regression, and multilinear perceptron (MLP) to estimate PV generation output in Hawaii [67]. They claimed the superior performance by RF with highest R-squared value of 98% as compared to aforementioned ML models. Additionally, weather data and location of PV were also considered while modeling the generation scenarios. Similarly, [68] employed a hybrid of fuzzy c-means clustering and RF to predict short-term load consumption after grouping the similar load profiles to reduce uncertainty in the individual consumption data. Implementation results claimed high performance in terms of accuracy by proposed RF-based framework as compared to other ML methods.

However, energy datasets with high volume and complex patterns require extensive learning and optimization, where ML methods usually fail to perform efficiently [69]. In this context, DL methods based on artificial neural networks are emerging as a highly competent set of techniques to deal with high dimensionality and uncertainty traits of SG data [70].

C. Deep learning (DL) methods

DL methods involve ANNs defined as sequence of layers having n number of connected nodes termed as neurons. An input from external data is fed to the network via input layer and an output is obtained by optimizing the network with learning algorithm via output layer. An ANN may have zero or higher number of intermediate layers known as hidden layers. ANNs with more than one hidden layer are known as deep neural networks (DNN). DL algorithms have set a benchmark in the field of image and audio processing and are receiving an increased attention in SG systems, since the last decade [71]. This subsection discusses state-of-the-art DL methods employed in energy systems forecasting along with relevant literature and applications.

1) Feed forward neural networks (FFNN)

Vanilla ANNs without having loops within layers are known as FFNNs. They can be single or multilayer perceptrons and are primarily used for supervised learning. Bhaskar *et al.* presented a FFNN-based wind power forecasting framework integrated with wavelet decomposition to forecast 30 hour ahead wind power built on wind speed estimation [72]. Authors demonstrated effective results of the proposed method in comparison with persistence and non-reference benchmark methods. Similarly, [73] investigated the use of FFNNs for short-term price forecasting for Spanish and PJM electricity markets and conducted a comparative analysis with wavelet-ARIMA and fuzzy neural networks. Although, the standard FFNN outperformed comparative methods, they stated that FFNNs integrated with adaptive wavelet neural networks provide more satisfactory predictions by demonstrating least RMSE values.

2) Back-propagation neural networks (BPNN)

In contrast to FFNNs, BPNN involves a back propagation algorithm such stochastic gradient descent (SGD) to fine tune the weight parameters at each neural layer based on the error generated by the loss function [74]. A BPNN-based ANN ensure a lower error rates and thus, more reliability in the predictions. BPNN is often integrated with optimization techniques or other ML models for improved performance. For example, wind speed prediction has been performed in [75] by optimizing the weight parameters of BPNN using improved particle swarm optimization. On the other hand, a flower pollination algorithm has been implemented in [76] to optimize the BPNN for wind speed forecasting. In the context of energy consumption forecasting based on socio-econometric factors, a differential evolution technique integrated with adaptive mutation is implemented to optimize the initial connection weights of BPNN [77]. Following subsections involve neural networks based on underlying BPNN algorithm.

3) *Recurrent neural networks (RNN)*

ANNs with directed cycles between hidden layers are defined as RNN. Contrary to FFNNs, they have a memory state and can process variable data length, thus facilitating the sequence processing in time series. Shi *et al.* proposed RNN for STF of granular consumption data for 920 households in Ireland [69]. However, RNNs face the problem of over-fitting and may reflect false positive results for new data values. They addressed this issue by increasing diversity and volume in individual consumption data by introducing a pooling system of neighboring households with correlated historical consumption. According to the results, RNN with pooling technique outperforms benchmark forecasting techniques such as ARIMA, SVR, and classical RNN by significantly reducing RMSE values. Similarly, RNN is used in [7] to predict short-term energy consumption values for 112 households and promising results in the term of lower RMSE and MAE error values are reflected. However, RNN suffers from the problem of vanishing and exploding gradients during the learning process with data having long sequences.

4) *Long short-term memory (LSTM)*

LSTM is a variant of RNN which has made a breakthrough in well-known DL applications such as natural language processing (NLP) by dealing with vanishing/exploding gradients through its cell and gating architecture. In this direction, authors in [27] proposed a RNN-based LSTM technique to perform short-term load forecasting for residential consumers and demonstrated improved accuracy at granular and aggregated level forecasts. In [78], authors included neuro-fuzzy logic in conjunction with the LSTM and found that the technique can outperform other methods. The authors in [79] combined persistence model for predicting sunny weather and utilized this information to improve the solar power forecasting using LSTM integrated with auto-encoders. In [80], authors combined convolutional auto-encoder and K-means algorithm to extract features related to customer behavior and integrated them with LSTM models for short-term energy consumption forecasting.

5) *Convolutional neural networks (CNN)*

CNN is a class of deep neural networks, extensively used in feature extraction and data filtering applications. In [81], CNN is used in conjunction with wavelength transform (WT) method to extract features from PV generation dataset to support effective forecasting. The proposed method is tested on real PV dataset acquired in Belgium and demonstrates superior results with improved forecasting accuracy as compared to the conventional methods. Furthermore, Lee *et al.* investigated CNN filters integrated with LSTM to forecast one day-ahead PV solar power in Korea, considering the local weather information alongside [82]. They emphasized the need to pre-process and refine the input data to achieve high forecasting performance and compared their method with other ML techniques for different time horizons within a day and observed lower RMSE and mean-absolute percentage error (MAPE) values.

Authors in [83] and [71] have reviewed various DL-based energy forecasting methods and conducted a case study to compare

TABLE I: Existing state-of-the-art forecasting methods: A comparative summary

Sr. no.	Forecasting Methods	References	Advantages	Disadvantages
M1	Statistical methods	[29] [30] [42] [50] [52] [53] [54] [55]	Simple and low computational cost	Not reliable for big data and nonlinear data components in energy datasets
M2	Machine learning (ML) methods	[20] [21] [22] [46] [57] [59] [65] [85] [86] [61]– [64] [67] [68]	Efficient and capable to deal with big energy datasets	Not reliable for heterogenous and long sequence data problems, generate point forecasts
M3	Deep learning (DL) methods	[7] [6] [24] [27] [49] [39] [60] [69] [71] [72] [73] [83] [84]	Efficient for long and nonlinear data patterns	Overfitting, require appropriate hyper-parameter tuning, generate point forecasts
M4	Probabilistic methods	[43] [87] [88] [89] [47] [8] [8] [9] [10] [90] [91]	Provide prediction intervals (PIs)	High computational complexity
M5	Probabilistic deep learning (PDL) methods	[35] [92] [70] [11] [12] [13]	Provide PIs, reliable, and efficient	Limited literature and high computational cost
M6	Hybrid methods	[14] [20] [44] [93] [94] [95] [96] [97]	High accuracy and scalable	Application specific, high computational complexity
M7	Pre-processing methods	[15] [18] [98] [99] [100] [101] [102] [103]	Improve forecasting performance	Application specific

the accuracy of different methods in terms of RMSE and mean absolute error (MAE). The addition of more layers to a neural network can increase the forecasting accuracy. However, it sometimes overfits the model to a specific dataset as it captures the noise during training phase. To overcome this challenge, dropout [84] was proposed as a potential technique which addresses overfitting by dropping out the random neuron units. However, uncertainty representation in generation data from RES is considered as another challenging task for point forecasting methods discussed in above sections. The uncertainty generally arises due to external factors such as weather conditions and cannot be captured very well by point forecasting methods.

Table I presents a comparative summary of aforementioned forecasting methods along with relevant references, advantages, and disadvantages of each category. Furthermore, Table II reflects the surveys published in the last five years with respect to number of methods reviewed in each. It can be observed that no survey to the best of our knowledge has attempted to review all categories of methods comprehensively. We attempt to propose a more comprehensive review especially including

TABLE II: Energy forecasting surveys from past 5 years

		M1: Statistical; M2: ML; M3:DL; M4: Probabilistic; M5:PDL; M6: Hybrid; M7: Pre-processing						
Publication	References	M1	M2	M3	M4	M5	M6	M7
Year								
2016	[104]	✓	✓	✓	×	×	×	×
2017	[83]	✓	✓	✓	×	×	×	×
2018	[105]	×	×	✓	✓	×	×	×
2019	[4]	✓	✓	✓	✓	×	×	×
2020	[106]	×	×	✓	✓	✓	×	×
2021	Proposed survey	✓	✓	✓	✓	✓	✓	✓

probabilistic approaches.

D. Probabilistic methods

With the integration of RES in the modern power grid, forecasting trends are shifting from point to probabilistic in regards to the future demand and generation at disaggregated levels [9]. Hong *et al.* presented a review for probabilistic methods and emphasized their importance over point forecasting with ever changing needs of power industry [89], [107]. This section identifies the existing literature for probabilistic energy forecasting, which is mainly categorized under parametric and non-parametric approaches. The authors in [8] provided a brief review of these two approaches for wind generation forecasting. Dowell *et al.* proposed a parametric probabilistic scheme based on Bayesian probability and sparse VAR to forecast very short-term wind power generation in Southeastern Australian wind farms with a 5 min interval [88]. The authors confirmed superior results by their method with least RMSE in comparison to the standard AR and VAR methods.

They further utilized the similar parametric approach in [47] to forecast long-term probabilistic horizons for load consumption. Furthermore, for the application of price forecasting, probabilistic methods have been utilized by various authors and the relevant contributions are outlined in [108]–[110]. Similarly, Taieb *et al.* in [87] emphasized the need to predict the future demand in probabilistic format, which can further support the grid operations related to the energy generation and distribution. They employed additive quantile regression (QR) to forecast the individual energy consumption for 3696 smart houses in Ireland with 30 min interval. To support probabilistic load forecasting, Liu *et al.* proposed quantile regression averaging (QRA) to obtain PIs for consumption with 90% percentiles [10]. The authors claimed effective forecasts using probabilistic evaluation metrics such as pinball and winkler score. However, the existing probabilistic approaches in energy forecasting often suffer high computational complexities and thus, more efficient methods need to be developed and reviewed considering the current energy market scenarios [90], [91].

E. Probabilistic deep learning (PDL)

Bayesian probability incorporated with DL methods can be used to provide forecasting results in the form of PIs, contrary to traditional deep neural networks that are deterministic in nature and generate point forecasts. PDL expresses model parameters as a function of probability distributions such as normal distribution. To be precise, PDL models can predict future PIs with different percentiles that can explain the certain or uncertain factors in the energy data and hence, enables better decision making. This section outlines the significant contributions in the field of PDL to support the applications of demand, generation, and price forecasting in modern power systems.

1) Bayesian neural networks (BNN)

The concept of Bayesian probability incorporated with ANN is defined as BNN. Yang *et al.* in [12] proposed BNN technique to forecast individual energy demands at household level after quantifying the shared uncertainties between different customer groups. In addition, a clustering-based data pooling system is presented to tackle the issue of over-fitting by increasing the data volume and diversity. The authors demonstrated lower winkler and pinball scores for probabilistic methods. Furthermore, a comparative study is presented with the benchmark point forecasting and probabilistic techniques such as QRA and quantile regression factoring (QRF).

2) Bayesian LSTM

Sun *et al.* proposed a BNN integrated LSTM approach to curb the challenges posed by weather uncertainty in distributed PV generators and thereafter generated the net-load forecasts in the form of PIs with greater accuracies [70]. In addition, they improved the forecasting performance by clustering individual sub profiles based on similar energy consumption patterns prior to applying Bayesian approach. They implemented their method on a real SG dataset acquired from AusGrid involving rooftop PV generation measurements for every half an hour for a period of three years.

3) Bayesian BLSTM

In a similar manner, authors in [35] proposed a PDL technique to deal with the problem of uncertainty in energy markets. The authors integrated LSTM with bidirectional RNN by enabling the propagation of training sequence forwards and backwards and proposed their method as bidirectional-LSTM (BLSTM). The proposed network is then trained to generate a Gaussian or a non-parametric predictive distribution of the dependent variables present in the energy data such as PV generation. Furthermore, Copula-based sampling is employed over predicted distributions to generate predictive scenarios. However, probabilistic methods are computationally expensive due to large sample space. In this regard, [13] proposed dropout as one of the potential solutions which works as an approximator to make the Bayesian inference process less complex, computationally. However, the computational complexity of the Bayesian approach remains one of the main concerns and therefore, more

generalized and effective solutions need to be explored in the future research.

F. Hybrid methods

Statistical methods face challenges from their inability to process big data, while AI-based methods have other shortcomings in terms of model complexity and dependence on large training datasets. Furthermore, deep neural networks struggle with overfitting, vanishing/exploding gradients, and appropriate hyper-parameter tuning. Therefore, a hybrid approach involving two or more methods could be more useful to overcome aforementioned limitations of state-of-the-art point forecasting methods. In this direction, different learning and statistical methods can be integrated together along with optimization techniques to work as one holistic approach. In this context, authors in [20] presented a comparative analysis of various hybrid techniques by integrating ML methods with optimization algorithms such as genetic algorithm (GA) to enhance the model efficacy for PV generation forecasting. Various hybrid methods along with their literature work for energy forecasting are discussed as below.

1) GA-SVM

In [95], authors combined four different state-of-the-art forecasting methods namely, ARIMA, SVM, ANN, and adaptive neurofuzzy inference system (ANFIS) with GA optimization technique to forecast one hour-ahead PV power generation by utilizing green energy office building data in Malaysia. Additionally, authors considered the solar irradiance, air, and the historical solar power data as the input features. They claimed high precision in the prediction outputs with minimum error of 5.64% with hybrid approach as compared to individual aforementioned methods.

2) AR-net

As classical methods lack long-range dependencies (LRD) and neural networks are complex and lack interpretability, authors in [94] presented a simple yet efficient technique in which AR process is modeled using neural networks and named as AR-net. To be precise, AR-net mimics the traditional AR process with the FFNNs. Furthermore, the AR coefficients which are trained using least square method in existing approaches, are fitted using stochastic SGD in AR-net.

The parameters of first layer in AR-net are taken as equivalent to the classical AR-coefficients. In addition, authors discussed the equivalences between FFNNs and classic AR models to overcome scalability issues while ensuring model interpretability and simplicity. They emphasized the use of deep neural networks such as RNN and CNN to deal with scalability issues. But DL models are highly complex to interpret and understand the dynamics of models and need appropriate consideration of the suitability in each time series application.

3) K-means-ARIMA

In [111] authors combined k-means clustering with autoregressive neural networks for hourly solar forecasts. Similarly, authors in [93] used wavelet packet transform along with ANN for the application of wind power forecasting.

However, aforementioned hybrid methods posed a common issue of escalating the computational complexity. In addition, if one method in the hybrid combination has the poor performance, it is going to affect the overall hybrid method. However, by including an appropriate optimization algorithm to optimize model parameters, the efficacy and performance can be improved. Thus, maintaining a trade-off between the computational complexity and performance is of utmost importance for the hybrid approach.

V. DATA PRE-PROCESSING TECHNIQUES FOR ENERGY FORECASTING

Data representation and pre-processing is one of the early key stages in data analytics. Processing raw data with irrelevant and redundant information can produce misleading and incorrect forecasting results. Data pre-processing involves various methods such as normalization, cleaning, transformation, feature engineering, dimensionality reduction, etc. It transforms raw data to a final training dataset which can be further fed to the data processing techniques [85]. For energy systems, various authors have emphasized the use of different pre-processing techniques to improve the forecasting accuracy, as discussed in the following subsections.

A. Singular value decomposition (SVD)

Dimensionality reduction and feature engineering are two highly regarded pre-processing techniques. Kaur *et al.* in [7] and [112] used SVD as the base technique to decompose high dimensional data into lower dimensions prior to energy forecasting. The authors employed tensors and SVD matrix decomposition to achieve dimensionality reduction. Similarly, authors in [99] presented a data decomposition and compression method for user load profiles based on k-means clustering and SVD (k-SVD) method. Firstly, a sparse coding technique is used over load profiles to compress the data by exploiting the sparsity present in load profiles. Then, k-SVD is proposed to decompose and extract the partial usage patterns (PUPs) in it. They claimed that their technique outperforms other existing data compression methods namely discrete wavelet transform (DWT) and standalone k-means clustering.

B. Principal component analysis (PCA)

PCA is a classical dimensionality reduction technique used to transform the higher data dimensions into lower representations in the form of orthogonal matrix known as principal components. It is proposed in [16] to eliminate the features from a PV generation dataset that has little or no significance in the forecasting output. It allows the proposed method to make more precise predictions. Authors compared their results with differential evolution (DE) and particle swarm optimization (PSO) and observed least RMSE values using their method.

C. Auto-encoders (AE)

AEs are type of neural networks used to encode high dimensional data into lower representations using the encoding layer. The performance of AEs is checked with the help of decoding layer by monitoring the reconstruction ratio. Furthermore, there exist different variants of AEs such as sparse auto-encoders (SAE). A special class of SAE is used in [98] as a framework to identify the over-voltage to classify the faults and determine the power quality disturbances. Furthermore, AEs are used in [79] with LSTM to improve PV estimation accuracy in variable weather conditions. The authors claimed to reduce the impact of weather uncertainty using encode-decoder framework for day-ahead PV forecasting for multiple locations.

D. Convolutional auto-encoders (CAE)

AEs incorporated with the convolutional layers of CNN are termed as CAEs. In [18], authors emphasized the role of data compression and dimensionality reduction using CAEs from the perspective of data storage and transmission. They proposed a feature extraction technique based on CAEs to capture daily and seasonal variations by representing 8640 dimensional space into 100-dimensional vector. The authors reported 19-40% decline in the reconstruction error using their technique and a 130% increase in compression ratio as compared to standard methods. Furthermore, Shao *et al.* used CAE integrated with LSTM to perform multi-step STLF involving energy, time, and user behavior components. Firstly, they combined CAE and k-means to identify user behavior and then employed LSTM to train time and energy components for STLF with 10% improvement in overall prediction performance [80].

E. Variational auto-encoders (VAE)

VAEs are relatively a new class of AEs in energy systems which employ the concept of variational inference and Bayesian optimization to carry out the encoding and decoding operations [113], [114]. VAE integrated with recurrent neural layers and its variants have been recently explored for the application of anomaly detection and to make the forecasting process more efficient [100]–[103]. To reduce the dimensionality arising from time lags considered in renewable generation forecasting, VAEs have been implemented in [115] before performing forecasts with BLSTM. VAE combined with Bayesian BLSTM has been employed in [116] to carry out dimensionality reduction of model parameters and forecasting respectively for solar generation dataset. The authors reported lower reconstruction and RMSE errors using their technique along with uncertainty quantification in model parameters of BLSTM.

VI. CASE STUDY

This section presents a case study for comparative analysis of various forecasting methods discussed in above sections using two different datasets. To be specific, RNN and LSTM are chosen as benchmark DL models due to their superior performance

reported in existing papers. For similar reasons, ARIMA, SVR, Bayesian ANN and BLSTM are chosen as representatives of commonly used statistical, ML, and PDL methods, respectively.

A. Description of data

In order to evaluate the performance of forecasting methods, two energy datasets from the AEP [117] and Victorian energy consumption benchmark [118] are taken. AEP dataset consists of hourly energy consumption values from October 2004 to August 2018. Victorian dataset includes half hourly energy consumption values from April 2012 to March 2014 for 25 Victorian houses. To implement point forecasting methods, 5 time lags (equivalent to 5 hours for AEP dataset and 2.5 hours for Victorian dataset) are considered. For PDL methods, 24 time lags (equivalent to 24 hours for AEP dataset and 12 hours for Victorian dataset) are considered. Results are implemented in python environment using Keras and Tensorflow libraries.

B. Evaluation metrics

RMSE and MAE are the most commonly used evaluation metrics to evaluate the point forecasting methods [35], [70]. The RMSE represented by ϵ and MAE represented by ρ are defined using following equations:

$$\epsilon = \sqrt{\frac{1}{n} \sum_{t=1}^n (Y_{pred}(t) - Y_{act}(t))^2} \quad (1)$$

$$\rho = \frac{1}{n} \sum_{t=1}^n |Y_{pred}(t) - Y_{act}(t)| \quad (2)$$

where $Y_{pred}(t)$ and $Y_{act}(t)$ are the predicted and actual values at time stamp t and n is the total number of samples, respectively.

Thus, the main objective for forecasting model is to minimize the error in predicted values as shown:

$$\min_{\theta} \epsilon, \rho \quad (3)$$

where θ represents the model parameters for each forecasting method such as weights and biases or lag coefficients. Furthermore, average pinball loss is an important evaluation metric for probabilistic methods [12], [70]. So, to evaluate Bayesian ANN and Bayesian BLSTM, average pinball loss is computed focusing on the sharpness and consistency of the approximated distribution. In this regard, least value of pinball loss is more desirable. For actual data values (Y_{act}) and predictions at t^{th} time-stamp ($\hat{Y}_{t,q}$), pinball loss over percentile $q \in [0, 1]$ is formulated as following:

$$pinball(Y_{act}, \hat{Y}_{t,q}, q) = \begin{cases} (Y_{act} - \hat{Y}_{t,q})q & Y_t \geq \hat{Y}_{t,q} \\ (\hat{Y}_{t,q} - Y_{act})(1 - q) & Y_{act} \leq \hat{Y}_{t,q} \end{cases} \quad (4)$$

C. Comparative analysis

As shown in Table III, both datasets are further divided into two cases each to evaluate the impact of different sample sizes. For the Victorian energy, two and one year of consumption sample size are considered. While for AEP, ten and one year of consumption data are considered. Then, ARIMA, SVR, RNN, LSTM, CNN, Bayesian ANN, and Bayesian BLSTM are trained with 70% of the total samples for each case and tested for remaining 30%. For DL methods, 40 neural units per layer, 100

TABLE III: Comparative analysis on evaluation metrics for Victorian and AEP case study
Bold values represent the best performing methods in the form of least errors for each case of dataset.

Victorian energy consumption dataset						AEP dataset			
		Two years		One year		Ten years		One year	
Sr. no.	Methods	RMSE	MAE	RMSE	MAE	RMSE	MAE	RMSE	MAE
1	ARIMA	-	-	0.0753	0.0566	-	-	0.0429	0.0370
2	SVR-rbf	0.0813	0.0795	0.0792	0.0605	0.0363	0.0298	0.0415	0.0331
3	SVR-linear	0.0676	0.0651	0.0749	0.0562	0.0310	0.0242	0.0362	0.0285
4	RNN-tanh	0.0736	0.0559	0.0774	0.0579	0.0193	0.0141	0.0371	0.0285
5	RNN-relu	0.0631	0.0463	0.0701	0.0519	0.0290	0.0228	0.0527	0.0424
6	LSTM-tanh	0.0805	0.0608	0.0851	0.0637	0.0189	0.0136	0.0472	0.0368
7	LSTM-relu	0.0689	0.0516	0.0804	0.0599	0.0239	0.0183	0.0551	0.0430
8	CNN	0.0665	0.0495	0.0796	0.0597	0.0197	0.0142	0.0445	0.0342
9	Bayesian ANN	0.0481	0.0417	0.0438	0.0405	0.0198	0.0154	0.0564	0.0445
10	Bayesian BLSTM	0.0251	0.0281	0.0305	0.0260	0.0168	0.0126	0.0167	0.0121

epochs, and batch size of 1000 are chosen. *Adam* is used as an optimizer to minimize the loss function of mean squared error (MSE). Additionally, RNN and LSTM methods are considered with two different variations in the form of activation functions namely, hyperbolic tangent function (*tanh*), and rectified linear unit (*Relu*). Activation functions play an important role in activating the hidden layer in neural networks. Also, SVR is modeled with radial basis function (*rbf*) and *linear* kernel. Then, RMSE and MAE values are computed on the testing dataset using (1) and (2), respectively.

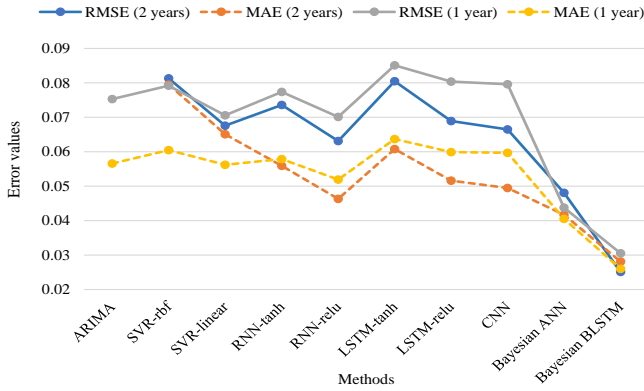
As demonstrated in the table, Bayesian BLSTM performs similar to LSTM (with *tanh*) for larger training datasets and stationary time series, i.e., with 10 years of data for AEP. However, for non-stationary and smaller training samples, Bayesian BLSTM provides the best results by achieving the least error value, as reflected in Table III. It should be noted that from point forecasting methods, RNN with *Relu* gives second best results in terms of lower error values. In addition, Bayesian BLSTM provides PIs for future predictions and forecasts with more accuracy in relation to the ground truth, as reflected in Fig. 6. RNN and LSTM have less error as compared to the statistical ARIMA and traditional ML methods such as SVR. For AEP dataset, LSTM is performing better with larger samples. For smaller sample size, RNN demonstrates less error and computational cost.

Models with *tanh* function perform better with uniform data, such as the AEP dataset. However, with higher variability and seasonal trends, i.e, for the Victorian dataset, *Relu* performs better as it sparsely activates neurons rather than activating all neurons at the same time. Furthermore, datasets with more samples tend to train better and yield greater accuracy. In addition, ARIMA takes a longer time to train for larger datasets and thus, fails to generate the output. SVR with *linear* kernel has less error compared to SVR with *rbf* kernel. When dataset has linearly separable features, *linear* kernel will be sufficient to achieve superior performance.

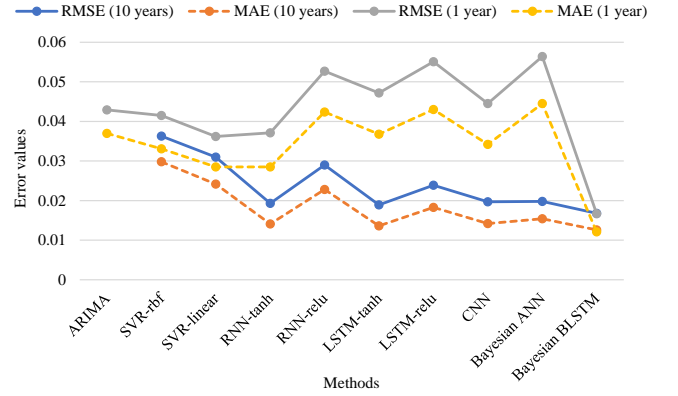
TABLE IV: Pinball score by PDL forecasting methods

Sr. no.	Methods	Victorian (Two years)	Victorian (One year)	AEP (Ten years)	AEP (One year)
1	Bayesian ANN	0.0019	0.0210	0.0050	0.0150
2	Bayesian BLSTM	0.0016	0.0180	0.0030	0.0070

Table IV displays the pinball scores given by Bayesian ANN and Bayesian BLSTM for different data sizes. It can be inferred from the values that in case of more data and hence larger training set, pinball score is lower indicating the improvement in accuracy. Also, Bayesian BLSTM outperforms Bayesian ANN with the help of extensive training capability of bidirectional layer. Fig. 4 reflects the comparison graphs of errors observed by forecasting methods considered in Table III with respect to each



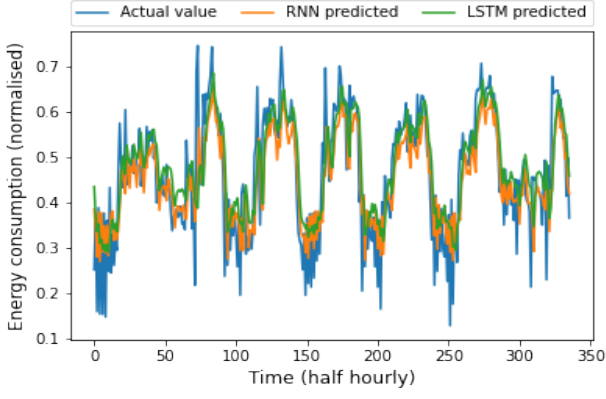
(a) Victorian dataset for different forecasting methods



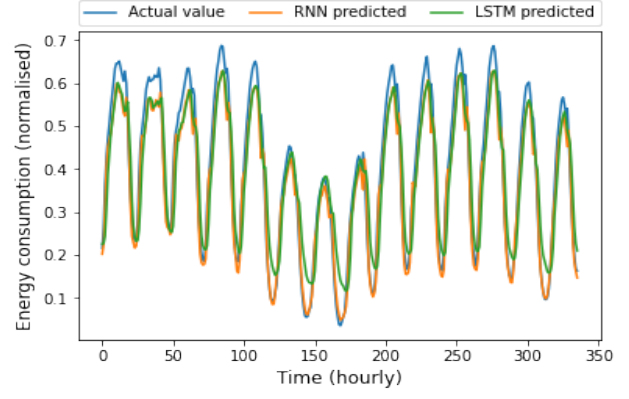
(b) AEP dataset for different forecasting methods

Fig. 4: Comparative analysis of forecasting methods based on evaluation metrics for different datasets with different sample sizes.

sample size. It can be inferred from the figures that for point forecasting, standard DL methods provide least error irrespective of the data size and variability. However for PDL forecasting, Bayesian BLSTM outperforms all the other comparative methods and generate PIs.

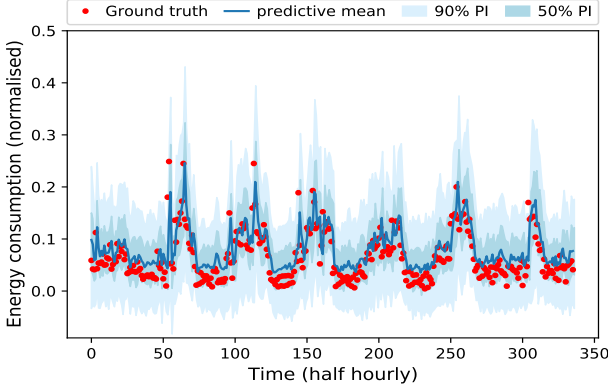


(a) Victorian energy consumption dataset

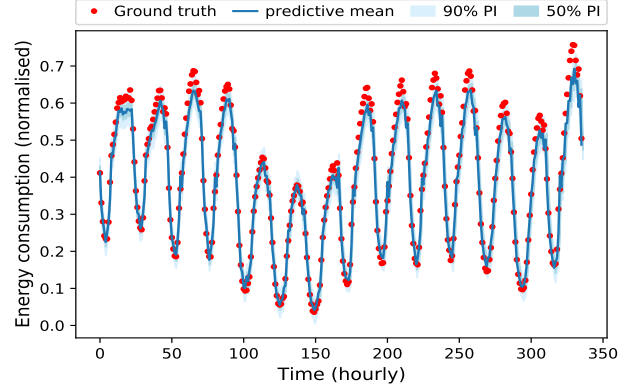


(b) AEP dataset

Fig. 5: Predicted vs actual values for RNN and LSTM with one week and two weeks of test data for the Victorian and AEP dataset, respectively.



(a) Victorian energy consumption dataset



(b) AEP dataset

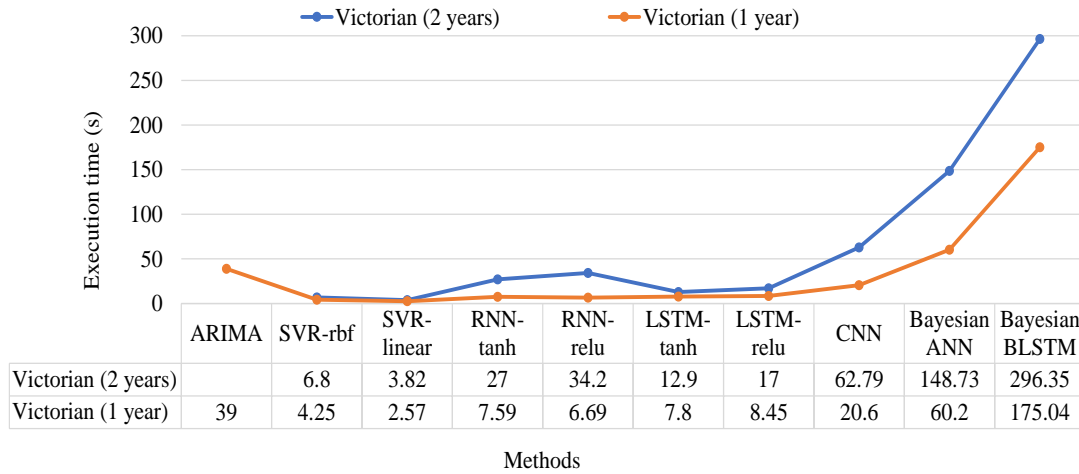
Fig. 6: Prediction intervals (PIs) with ground truth and predictive mean using Bayesian BLSTM

Furthermore, Fig. 5 shows the actual and predicted energy consumption values using RNN and LSTM on each dataset. The results are plotted for activation functions which produce superior performance for a given algorithm. Normalized energy consumption values are plotted over half hourly and per hour intervals for Victorian and AEP dataset, respectively. From Fig. 5(a), it is inferred that the Victorian dataset has higher variability leading to more uncertainty in the energy consumption and hence, the performance of the models is slightly poorer. To deal with its non-stationary nature, logarithmic transformation is adapted. However, in Fig. 5(b), AEP dataset is uniformly distributed for which predicted values show greater similarity with actual values and thus, less errors. Furthermore, Fig. 6 represents a comparison graph of actual energy consumption values (ground truth) with predictive mean over 90% and 50% prediction PIs generated by Bayesian BLSTM on both the datasets. PIs

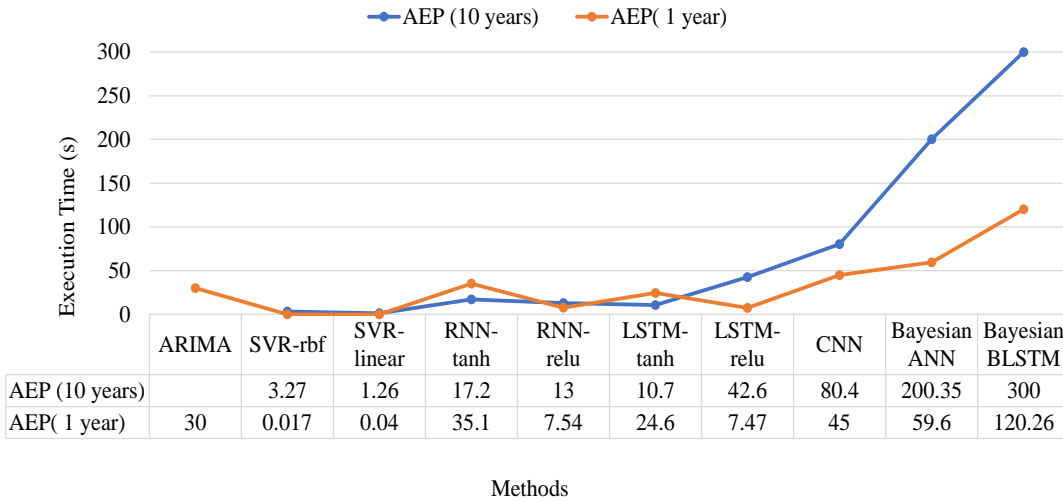
reflect the intervals for future probabilities on different percentiles which enable the PDL methods to quantify for uncertainties.

Fig 6(a) clearly shows wider PIs as compared to 6(b) as there is more variability in Victorian consumption values than AEP.

‘ In addition, a comparative plot for the execution time taken by each method is presented in Fig. 7. Note that, the reported



(a) Victorian energy consumption dataset



(b) AEP dataset

Fig. 7: Comparative analysis of Execution time for respective forecasting method

execution time precisely belongs to the training process of each forecasting method. Time taken for error computation and parameter tuning is not included. As shown in the figure, PDL methods take more time compared to point forecasting methods. There is trade-off involved between the time complexity and forecasting accuracy for the PDL methods, which needs to be maintained.

VII. CONCLUSION AND FUTURE DIRECTIONS

In this paper, a comprehensive review of classical and advanced forecasting methods is presented for modern energy systems. A number of statistical, AI-based, probabilistic, and hybrid methods are discussed in detail with respect to their applications in energy systems. Additionally, impact of data pre-preprocessing techniques on forecasting performance is also highlighted. After conducting a comparative case study on two different datasets, it is inferred that DL methods with appropriate activation function and hyper-parameter tuning yield higher forecasting accuracy than the traditional statistical and ML methods. However, uncertainty in the energy data from exogenous factors is a major challenge that can be tackled more efficiently with probabilistic methods. To support this, we implemented Bayesian ANN and Bayesian BLSTM as PDL forecasting techniques and the latter outperformed all the other comparative methods by demonstrating least error values. However, it exhibit high computational cost in the terms of time complexity and processing units. So, probabilistic forecasting techniques need to be explored more in the future work and potential solutions to reduce computational cost need to be proposed in the energy domain. Moreover, forecasting multi-dimensional demand and generation while ensuring high accuracy is another issue that requires substantial attention.

REFERENCES

- [1] V. C. Gungor, D. Sahin, T. Kocak, S. Ergut, C. Buccella, C. Cecati, and G. P. Hancke, "Smart grid technologies: Communication technologies and standards," *IEEE Transactions on Industrial informatics*, vol. 7, no. 4, pp. 529–539, 2011.
- [2] H. Çimen, N. Çetinkaya, J. C. Vasquez, and J. M. Guerrero, "A microgrid energy management system based on non-intrusive load monitoring via multitask learning," *IEEE Transactions on Smart Grid*, 2020.
- [3] S. N. Islam, Z. Baig, and S. Zeadally, "Physical layer security for the smart grid: Vulnerabilities, threats, and countermeasures," *IEEE Transactions on Industrial Informatics*, vol. 15, no. 12, pp. 6522–6530, 2019.
- [4] Y. Wang, Q. Chen, T. Hong, and C. Kang, "Review of smart meter data analytics: Applications, methodologies, and challenges," *IEEE Transactions on Smart Grid*, vol. 10, no. 3, pp. 3125–3148, 2018.
- [5] X. G. Agoua, R. Girard, and G. Kariniotakis, "Short-term spatio-temporal forecasting of photovoltaic power production," *IEEE Transactions on Sustainable Energy*, vol. 9, no. 2, pp. 538–546, 2017.
- [6] H. Jahangir, H. Tayarani, S. S. Gougheri, M. A. Golkar, A. Ahmadian, and A. Elkamel, "Deep learning-based forecasting approach in smart grids with micro-clustering and bi-directional lstm network," *IEEE Transactions on Industrial Electronics*, 2020.
- [7] D. Kaur, R. Kumar, N. Kumar, and M. Guizani, "Smart grid energy management using rnn-lstm: A deep learning-based approach," in *2019 IEEE Global Communications Conference (GLOBECOM)*. IEEE, 2019, pp. 1–6.
- [8] Y. Zhang, J. Wang, and X. Wang, "Review on probabilistic forecasting of wind power generation," *Renewable and Sustainable Energy Reviews*, vol. 32, pp. 255–270, 2014.
- [9] T. Gneiting and M. Katzfuss, "Probabilistic forecasting," *Annual Review of Statistics and Its Application*, vol. 1, pp. 125–151, 2014.
- [10] B. Liu, J. Nowotarski, T. Hong, and R. Weron, "Probabilistic load forecasting via quantile regression averaging on sister forecasts," *IEEE Transactions on Smart Grid*, vol. 8, no. 2, pp. 730–737, 2015.

- [11] M. Ali, K. Prakash, and H. Pota, "A bayesian approach based on acquisition function for optimal selection of deep learning hyperparameters: A case study with energy management data," *Science Proceedings Series*, vol. 2, no. 1, pp. 22–27, 2020.
- [12] Y. Yang, W. Li, T. A. Gulliver, and S. Li, "Bayesian deep learning-based probabilistic load forecasting in smart grids," *IEEE Transactions on Industrial Informatics*, vol. 16, no. 7, pp. 4703–4713, 2019.
- [13] Y. Gal and Z. Ghahramani, "Dropout as a bayesian approximation: Representing model uncertainty in deep learning," in *International Conference on Machine Learning*, 2016, pp. 1050–1059.
- [14] M. Torabi, S. Hashemi, M. R. Saybani, S. Shamshirband, and A. Mosavi, "A hybrid clustering and classification technique for forecasting short-term energy consumption," *Environmental Progress and Sustainable Energy*, vol. 38, no. 1, pp. 66–76, 2018.
- [15] Y. S. Manjili, R. Vega, and M. M. Jamshidi, "Data-analytic-based adaptive solar energy forecasting framework," *IEEE Systems Journal*, vol. 12, no. 1, pp. 285–296, 2017.
- [16] Y.-C. Huang, C.-M. Huang, S.-J. Chen, and S.-P. Yang, "Optimization of module parameters for pv power estimation using a hybrid algorithm," *IEEE Transactions on Sustainable Energy*, 2019.
- [17] J. C. S. de Souza, T. M. L. Assis, and B. C. Pal, "Data compression in smart distribution systems via singular value decomposition," *IEEE Transactions on Smart Grid*, vol. 8, no. 1, pp. 275–284, 2015.
- [18] S. Ryu, H. Choi, H. Lee, and H. Kim, "Convolutional autoencoder based feature extraction and clustering for customer load analysis," *IEEE Transactions on Power Systems*, vol. 35, no. 2, pp. 1048–1060, 2019.
- [19] C. Voyant, G. Notton, S. Kalogirou, M.-L. Nivet, C. Paoli, F. Motte, and A. Fouilloy, "Machine learning methods for solar radiation forecasting: A review," *Renewable Energy*, vol. 105, pp. 569–582, 2017.
- [20] M. N. Akhter, S. Mekhilef, H. Mokhlis, and N. M. Shah, "Review on forecasting of photovoltaic power generation based on machine learning and metaheuristic techniques," *IET Renewable Power Generation*, vol. 13, no. 7, pp. 1009–1023, 2019.
- [21] D. S. Kumar, G. M. Yagli, M. Kashyap, and D. Srinivasan, "Solar irradiance resource and forecasting: a comprehensive review," *IET Renewable Power Generation*, vol. 14, no. 10, pp. 1641–1656, 2020.
- [22] S. Fathi, R. Srinivasan, A. Fenner, and S. Fathi, "Machine learning applications in urban building energy performance forecasting: A systematic review," *Renewable and Sustainable Energy Reviews*, vol. 133, p. 110287, 2020.
- [23] L. Hernandez, C. Baladron, J. M. Aguiar, B. Carro, A. J. Sanchez-Esguevillas, J. Lloret, and J. Massana, "A survey on electric power demand forecasting: future trends in smart grids, microgrids and smart buildings," *IEEE Communications Surveys & Tutorials*, vol. 16, no. 3, pp. 1460–1495, 2014.
- [24] H. Wang, Z. Lei, X. Zhang, B. Zhou, and J. Peng, "A review of deep learning for renewable energy forecasting," *Energy Conversion and Management*, vol. 198, p. 111799, 2019.
- [25] B. Rossi and S. Chren, "Smart grids data analysis: A systematic mapping study," *IEEE Transactions on Industrial Informatics*, vol. 16, no. 6, pp. 3619–3639, 2019.
- [26] Y.-H. Hsiao, "Household electricity demand forecast based on context information and user daily schedule analysis from meter data," *IEEE Transactions on Industrial Informatics*, vol. 11, no. 1, pp. 33–43, 2014.
- [27] W. Kong, Z. Y. Dong, Y. Jia, D. J. Hill, Y. Xu, and Y. Zhang, "Short-term residential load forecasting based on lstm recurrent neural network," *IEEE Transactions on Smart Grid*, vol. 10, no. 1, pp. 841–851, 2017.
- [28] C. Voyant, F. Motte, G. Notton, A. Fouilloy, M.-L. Nivet, and J.-L. Duchaud, "Prediction intervals for global solar irradiation forecasting using regression trees methods," *Renewable energy*, vol. 126, pp. 332–340, 2018.
- [29] Y. Liu, M. C. Roberts, and R. Sioshansi, "A vector autoregression weather model for electricity supply and demand modeling," *Journal of Modern Power Systems and Clean Energy*, vol. 6, no. 4, pp. 763–776, 2018.

- [30] J. W. Messner and P. Pinson, "Online adaptive lasso estimation in vector autoregressive models for high dimensional wind power forecasting," *International Journal of Forecasting*, vol. 35, no. 4, pp. 1485–1498, 2019.
- [31] X. Lu, Z. Y. Dong, and X. Li, "Electricity market price spike forecast with data mining techniques," *Electric Power Systems Research*, vol. 73, no. 1, pp. 19–29, 2005.
- [32] J. H. Zhao, Z. Y. Dong, X. Li, and K. P. Wong, "A framework for electricity price spike analysis with advanced data mining methods," *IEEE Transactions on Power Systems*, vol. 22, no. 1, pp. 376–385, 2007.
- [33] J. Yang, J. Zhao, F. Luo, F. Wen, and Z. Y. Dong, "Decision-making for electricity retailers: A brief survey," *IEEE Transactions on Smart Grid*, vol. 9, no. 5, pp. 4140–4153, 2017.
- [34] M. Alamaniotis, D. Bargiotas, N. G. Bourbakis, and L. H. Tsoukalas, "Genetic optimal regression of relevance vector machines for electricity pricing signal forecasting in smart grids," *IEEE Transactions on Smart Grid*, vol. 6, no. 6, pp. 2997–3005, 2015.
- [35] J.-F. Toubreau, J. Bottieau, F. Vallée, and Z. De Grève, "Deep learning-based multivariate probabilistic forecasting for short-term scheduling in power markets," *IEEE Transactions on Power Systems*, vol. 34, no. 2, pp. 1203–1215, 2018.
- [36] M. Liu, F. L. Quilumba, and W.-J. Lee, "Dispatch scheduling for a wind farm with hybrid energy storage based on wind and Imp forecasting," *IEEE Transactions on Industry Applications*, vol. 51, no. 3, pp. 1970–1977, 2014.
- [37] S. S. Soman, H. Zareipour, O. Malik, and P. Mandal, "A review of wind power and wind speed forecasting methods with different time horizons," in *North American Power Symposium 2010*. IEEE, 2010, pp. 1–8.
- [38] R. J. Hyndman and G. Athanasopoulos, *Forecasting: principles and practice*. OTexts, 2018.
- [39] C. Guan, P. B. Luh, L. D. Michel, Y. Wang, and P. B. Friedland, "Very short-term load forecasting: wavelet neural networks with data pre-filtering," *IEEE Transactions on Power Systems*, vol. 28, no. 1, pp. 30–41, 2012.
- [40] C. Guan, P. B. Luh, L. D. Michel, and Z. Chi, "Hybrid kalman filters for very short-term load forecasting and prediction interval estimation," *IEEE Transactions on Power Systems*, vol. 28, no. 4, pp. 3806–3817, 2013.
- [41] C. W. Potter and M. Negnevitsky, "Very short-term wind forecasting for tasmanian power generation," *IEEE Transactions on Power Systems*, vol. 21, no. 2, pp. 965–972, 2006.
- [42] J. C. López, M. J. Rider, and Q. Wu, "Parsimonious short-term load forecasting for optimal operation planning of electrical distribution systems," *IEEE Transactions on Power Systems*, vol. 34, no. 2, pp. 1427–1437, 2018.
- [43] S. Fan and R. J. Hyndman, "Short-term load forecasting based on a semi-parametric additive model," *IEEE Transactions on Power Systems*, vol. 27, no. 1, pp. 134–141, 2011.
- [44] N. Amjady and A. Daraeepour, "Midterm demand prediction of electrical power systems using a new hybrid forecast technique," *IEEE Transactions on Power Systems*, vol. 26, no. 2, pp. 755–765, 2010.
- [45] Y. Wang, Z. Zhou, A. Botterud, and K. Zhang, "Optimal wind power uncertainty intervals for electricity market operation," *IEEE Transactions on Sustainable Energy*, vol. 9, no. 1, pp. 199–210, 2017.
- [46] W.-t. Xu, Y.-l. Wang, T. Li, Q. Tang, J.-f. Zhang, L. Shen, and M. Zhu, "Long term intelligent load forecasting method considering the expectation of power market transaction," in *2017 29th Chinese Control And Decision Conference (CCDC)*. IEEE, 2017, pp. 2310–2315.
- [47] T. Hong, J. Wilson, and J. Xie, "Long term probabilistic load forecasting and normalization with hourly information," *IEEE Transactions on Smart Grid*, vol. 5, no. 1, pp. 456–462, 2013.
- [48] W.-t. Xu, Y.-l. Wang, T. Li, Q. Tang, J.-f. Zhang, L. Shen, and M. Zhu, "Long term intelligent load forecasting method considering the expectation of power market transaction," in *2017 29th Chinese Control And Decision Conference (CCDC)*. IEEE, 2017, pp. 2310–2315.
- [49] H. B. Azad, S. Mekhilef, and V. G. Ganapathy, "Long-term wind speed forecasting and general pattern recognition using neural networks," *IEEE Transactions on Sustainable Energy*, vol. 5, no. 2, pp. 546–553, 2014.

- [50] C. Deb, F. Zhang, J. Yang, S. E. Lee, and K. W. Shah, "A review on time series forecasting techniques for building energy consumption," *Renewable and Sustainable Energy Reviews*, vol. 74, pp. 902–924, 2017.
- [51] I. Sansa, Z. Boussaada, M. Mazigh, and N. M. Bellaaj, "Solar radiation prediction for a winter day using arma model," in *2020 6th IEEE International Energy Conference (ENERGYCon)*. IEEE, 2020, pp. 326–330.
- [52] M. Amini, O. Karabasoglu, M. D. Ilić, K. G. Boroojeni, and S. Iyengar, "Arima-based demand forecasting method considering probabilistic model of electric vehicles' parking lots," in *2015 IEEE Power & Energy Society General Meeting*. IEEE, 2015, pp. 1–5.
- [53] D. Z. Amirhosseini, R. Sabzehgar, and M. Rasouli, "Power management and optimization for a residential smart microgrid using stochastic methods," in *2018 9th IEEE International Symposium on Power Electronics for Distributed Generation Systems (PEDG)*. IEEE, 2018, pp. 1–6.
- [54] A. Elmouatamid, R. Ouladsine, M. Bakhouya, K. Zine-Dine, M. Khaidar *et al.*, "A control strategy based on power forecasting for micro-grid systems," in *2019 IEEE International Smart Cities Conference (ISC2)*. IEEE, 2019, pp. 735–740.
- [55] R. Kedrowski, J. Nelson, A. S. Nair, and P. Ranganathan, "Short-term seasonal energy forecasting," in *2018 IEEE International Conference on Electro/Information Technology (EIT)*. IEEE, 2018, pp. 0696–0700.
- [56] S. R. Twanabasu and B. A. Bremdal, "Load forecasting in a smart grid oriented building," 2013.
- [57] Z. Ma, C. Zhang, and C. Qian, "Review of machine learning in power system," in *2019 IEEE Innovative Smart Grid Technologies-Asia (ISGT Asia)*. IEEE, 2019, pp. 3401–3406.
- [58] S. B. Kotsiantis, I. Zaharakis, and P. Pintelas, "Supervised machine learning: A review of classification techniques," *Emerging Artificial Intelligence Applications in Computer Engineering*, vol. 160, no. 1, pp. 3–24, 2007.
- [59] J. Shi, W.-J. Lee, Y. Liu, Y. Yang, and P. Wang, "Forecasting power output of photovoltaic systems based on weather classification and support vector machines," *IEEE Transactions on Industry Applications*, vol. 48, no. 3, pp. 1064–1069, 2012.
- [60] Y. Wang, Q. Chen, D. Gan, J. Yang, D. S. Kirschen, and C. Kang, "Deep learning-based socio-demographic information identification from smart meter data," *IEEE Transactions on Smart Grid*, vol. 10, no. 3, pp. 2593–2602, 2018.
- [61] Q. Hu, S. Zhang, M. Yu, and Z. Xie, "Short-term wind speed or power forecasting with heteroscedastic support vector regression," *IEEE Transactions on Sustainable Energy*, vol. 7, no. 1, pp. 241–249, 2015.
- [62] H.-T. Yang, C.-M. Huang, Y.-C. Huang, and Y.-S. Pai, "A weather-based hybrid method for 1-day ahead hourly forecasting of pv power output," *IEEE Transactions on Sustainable Energy*, vol. 5, no. 3, pp. 917–926, 2014.
- [63] H. Jiang, Y. Zhang, E. Muljadi, J. J. Zhang, and D. W. Gao, "A short-term and high-resolution distribution system load forecasting approach using support vector regression with hybrid parameters optimization," *IEEE Transactions on Smart Grid*, vol. 9, no. 4, pp. 3341–3350, 2016.
- [64] Y. Ren, P. N. Suganthan, and N. Srikanth, "A novel empirical mode decomposition with support vector regression for wind speed forecasting," *IEEE Transactions on Neural Networks and Learning Systems*, vol. 27, no. 8, pp. 1793–1798, 2014.
- [65] A. Kavousi-Fard, H. Samet, and F. Marzbani, "A new hybrid modified firefly algorithm and support vector regression model for accurate short term load forecasting," *Expert systems with applications*, vol. 41, no. 13, pp. 6047–6056, 2014.
- [66] L. Ghelardoni, A. Ghio, and D. Anguita, "Energy load forecasting using empirical mode decomposition and support vector regression," *IEEE Transactions on Smart Grid*, vol. 4, no. 1, pp. 549–556, 2013.
- [67] R. Saeedi, S. K. Sadanandan, A. Srivastava, K. Davies, and A. Gebremedhin, "An adaptive machine learning framework for behind-the-meter load/pv disaggregation," *IEEE Transactions on Industrial Informatics*, 2021.
- [68] F. Liu, T. Dong, T. Hou, and Y. Liu, "A hybrid short-term load forecasting model based on improved fuzzy c-means clustering, random forest and deep neural networks," *IEEE Access*, 2021.
- [69] H. Shi, M. Xu, and R. Li, "Deep learning for household load forecasting a novel pooling deep rnn," *IEEE Transactions on Smart Grid*, vol. 9, no. 5, pp. 5271–5280, 2017.

- [70] M. Sun, T. Zhang, Y. Wang, G. Strbac, and C. Kang, "Using bayesian deep learning to capture uncertainty for residential net load forecasting," *IEEE Transactions on Power Systems*, vol. 35, no. 1, pp. 188–201, 2019.
- [71] D. Zhang, X. Han, and C. Deng, "Review on the research and practice of deep learning and reinforcement learning in smart grids," *CSEE Journal of Power and Energy Systems*, vol. 4, no. 3, pp. 362–370, 2018.
- [72] K. Bhaskar and S. N. Singh, "Awnn-assisted wind power forecasting using feed-forward neural network," *IEEE Transactions on Sustainable Energy*, vol. 3, no. 2, pp. 306–315, 2012.
- [73] N. Pindoriya, S. Singh, and S. Singh, "An adaptive wavelet neural network-based energy price forecasting in electricity markets," *IEEE Transactions On power systems*, vol. 23, no. 3, pp. 1423–1432, 2008.
- [74] R. Jiao, X. Huang, X. Ma, L. Han, and W. Tian, "A model combining stacked auto encoder and back propagation algorithm for short-term wind power forecasting," *IEEE Access*, vol. 6, pp. 17 851–17 858, 2018.
- [75] Y. Zhang, B. Chen, Y. Zhao, and G. Pan, "Wind speed prediction of ipso-bp neural network based on lorenz disturbance," *IEEE Access*, vol. 6, pp. 53 168–53 179, 2018.
- [76] Z. Qu, W. Mao, K. Zhang, W. Zhang, and Z. Li, "Multi-step wind speed forecasting based on a hybrid decomposition technique and an improved back-propagation neural network," *Renewable Energy*, vol. 133, pp. 919–929, 2019.
- [77] Y.-R. Zeng, Y. Zeng, B. Choi, and L. Wang, "Multifactor-influenced energy consumption forecasting using enhanced back-propagation neural network," *Energy*, vol. 127, pp. 381–396, 2017.
- [78] S. Motepe, A. N. Hasan, and R. Stopforth, "Improving load forecasting process for a power distribution network using hybrid ai and deep learning algorithms," *IEEE Access*, vol. 7, pp. 82 584–82 598, 2019.
- [79] Y. Zhang, C. Qin, A. K. Srivastava, C. Jin, and R. K. Sharma, "Data-driven day-ahead pv estimation using autoencoder-lstm and persistence model," *IEEE Transactions on Industry Applications*, vol. 56, no. 6, pp. 7185–7192, 2020.
- [80] X. Shao and C. S. Kim, "Multi-step short-term power consumption forecasting using multi-channel lstm with time location considering customer behavior," *IEEE Access*, vol. 8, pp. 125 263–125 273, 2020.
- [81] H. Wang, H. Yi, J. Peng, G. Wang, Y. Liu, H. Jiang, and W. Liu, "Deterministic and probabilistic forecasting of photovoltaic power based on deep convolutional neural network," *Energy Conversion and Management*, vol. 153, pp. 409–422, 2017.
- [82] W. Lee, K. Kim, J. Park, J. Kim, and Y. Kim, "Forecasting solar power using long-short term memory and convolutional neural networks," *IEEE Access*, vol. 6, pp. 73 068–73 080, 2018.
- [83] A. Almalaq and G. Edwards, "A review of deep learning methods applied on load forecasting," in *2017 16th IEEE International Conference on Machine Learning and Applications (ICMLA)*. IEEE, 2017, pp. 511–516.
- [84] N. Srivastava, G. Hinton, A. Krizhevsky, I. Sutskever, and R. Salakhutdinov, "Dropout: a simple way to prevent neural networks from overfitting," *The Journal of Machine Learning Research*, vol. 15, no. 1, pp. 1929–1958, 2014.
- [85] Z. Zhu, D. Zhou, and Z. Fan, "Short term forecast of wind power generation based on svm with pattern matching," in *2016 IEEE International Energy Conference (ENERGYCON)*. IEEE, 2016, pp. 1–6.
- [86] S. D. Percy, M. Aldeen, and A. Berry, "Residential demand forecasting with solar-battery systems: A survey-less approach," *IEEE Transactions on Sustainable Energy*, vol. 9, no. 4, pp. 1499–1507, 2018.
- [87] S. B. Taieb, R. Huser, R. J. Hyndman, and M. G. Genton, "Forecasting uncertainty in electricity smart meter data by boosting additive quantile regression," *IEEE Transactions on Smart Grid*, vol. 7, no. 5, pp. 2448–2455, 2016.
- [88] J. Dowell and P. Pinson, "Very-short-term probabilistic wind power forecasts by sparse vector autoregression," *IEEE Transactions on Smart Grid*, vol. 7, no. 2, pp. 763–770, 2015.
- [89] T. Hong and S. Fan, "Probabilistic electric load forecasting: A tutorial review," *International Journal of Forecasting*, vol. 32, no. 3, pp. 914–938, 2016.

- [90] Y. Wang, N. Zhang, Y. Tan, T. Hong, D. S. Kirschen, and C. Kang, "Combining probabilistic load forecasts," *IEEE Transactions on Smart Grid*, vol. 10, no. 4, pp. 3664–3674, 2018.
- [91] H. Aprillia, H.-T. Yang, and C.-M. Huang, "Statistical load forecasting using optimal quantile regression random forest and risk assessment index," *IEEE Transactions on Smart Grid*, 2020.
- [92] W. Zhang, H. Quan, and D. Srinivasan, "An improved quantile regression neural network for probabilistic load forecasting," *IEEE Transactions on Smart Grid*, vol. 10, no. 4, pp. 4425–4434, 2018.
- [93] H. Liu, H.-q. Tian, D.-f. Pan, and Y.-f. Li, "Forecasting models for wind speed using wavelet, wavelet packet, time series and artificial neural networks," *Applied Energy*, vol. 107, pp. 191–208, 2013.
- [94] O. Triebe, N. Laptev, and R. Rajagopal, "Ar-net: A simple auto-regressive neural network for time-series," *arXiv preprint arXiv:1911.12436*, 2019.
- [95] Y.-K. Wu, C.-R. Chen, and H. Abdul Rahman, "A novel hybrid model for short-term forecasting in pv power generation," *International Journal of Photoenergy*, vol. 2014, 2014.
- [96] Y. Zhang, Y. Xu, and Z. Y. Dong, "Robust ensemble data analytics for incomplete pmu measurements-based power system stability assessment," *IEEE Transactions on Power Systems*, vol. 33, no. 1, pp. 1124–1126, 2017.
- [97] R. Zhang, Z. Y. Dong, Y. Xu, K. Meng, and K. P. Wong, "Short-term load forecasting of australian national electricity market by an ensemble model of extreme learning machine," *IET Generation, Transmission & Distribution*, vol. 7, no. 4, pp. 391–397, 2013.
- [98] K. Chen, J. Hu, and J. He, "A framework for automatically extracting overvoltage features based on sparse autoencoder," *IEEE Transactions on Smart Grid*, vol. 9, no. 2, pp. 594–604, 2016.
- [99] Y. Wang, Q. Chen, C. Kang, Q. Xia, and M. Luo, "Sparse and redundant representation-based smart meter data compression and pattern extraction," *IEEE Transactions on Power Systems*, vol. 32, no. 3, pp. 2142–2151, 2016.
- [100] A. Dairi, F. Harrou, Y. Sun, and S. Khadraoui, "Short-term forecasting of photovoltaic solar power production using variational auto-encoder driven deep learning approach," *Applied Sciences*, vol. 10, no. 23, 2020. [Online]. Available: <https://www.mdpi.com/2076-3417/10/23/8400>
- [101] J. Pereira and M. Silveira, "Unsupervised anomaly detection in energy time series data using variational recurrent autoencoders with attention," in *2018 17th IEEE International Conference on Machine Learning and Applications (ICMLA)*. IEEE, 2018, pp. 1275–1282.
- [102] P. Bachhav, M. Todisco, and N. Evans, "Latent representation learning for artificial bandwidth extension using a conditional variational auto-encoder," in *ICASSP 2019-2019 IEEE International Conference on Acoustics, Speech and Signal Processing (ICASSP)*. IEEE, 2019, pp. 7010–7014.
- [103] X. Wang, P. Cui, Y. Du, and Y. Yang, "Variational autoencoder based fault detection and location method for power distribution network," in *2020 8th International Conference on Condition Monitoring and Diagnosis (CMD)*. IEEE, 2020, pp. 282–285.
- [104] Y. Nagaraja, T. Devaraju, M. V. Kumar, and S. Madichetty, "A survey on wind energy, load and price forecasting:(forecasting methods)," in *2016 International Conference on Electrical, Electronics, and Optimization Techniques (ICEEOT)*. IEEE, 2016, pp. 783–788.
- [105] H. D. Kabir, A. Khosravi, M. A. Hosen, and S. Nahavandi, "Neural network-based uncertainty quantification: A survey of methodologies and applications," *IEEE Access*, vol. 6, pp. 36 218–36 234, 2018.
- [106] H. Quan, A. Khosravi, D. Yang, and D. Srinivasan, "A survey of computational intelligence techniques for wind power uncertainty quantification in smart grids," *IEEE Transactions on Neural Networks and Learning Systems*, vol. 31, no. 11, pp. 4582–4599, 2019.
- [107] T. Hong *et al.*, "Short term electric load forecasting." 2010.
- [108] J. Nowotarski and R. Weron, "Computing electricity spot price prediction intervals using quantile regression and forecast averaging," *Computational Statistics*, vol. 30, no. 3, pp. 791–803, 2015.
- [109] K. Maciejowska, J. Nowotarski, and R. Weron, "Probabilistic forecasting of electricity spot prices using factor quantile regression averaging," *International Journal of Forecasting*, vol. 32, no. 3, pp. 957–965, 2016.

- [110] R. Weron, "Electricity price forecasting: A review of the state-of-the-art with a look into the future," *International Journal of Forecasting*, vol. 30, no. 4, pp. 1030–1081, 2014.
- [111] K. Benmouiza and A. Cheknane, "Forecasting hourly global solar radiation using hybrid k-means and nonlinear autoregressive neural network models," *Energy Conversion and Management*, vol. 75, pp. 561–569, 2013.
- [112] D. Kaur, G. S. Aujla, N. Kumar, A. Y. Zomaya, C. Perera, and R. Ranjan, "Tensor-based big data management scheme for dimensionality reduction problem in smart grid systems: Sdn perspective," *IEEE Transactions on Knowledge and Data Engineering*, vol. 30, no. 10, pp. 1985–1998, 2018.
- [113] C. Zhang, J. B  tepage, H. Kjellstr  m, and S. Mandt, "Advances in variational inference," *IEEE Transactions on Pattern Analysis and Machine Intelligence*, vol. 41, no. 8, pp. 2008–2026, 2018.
- [114] M. R. Ibrahim, J. Haworth, A. Lipani, N. Aslam, T. Cheng, and N. Christie, "Variational-lstm autoencoder to forecast the spread of coronavirus across the globe," *PloS one*, vol. 16, no. 1, p. e0246120, 2021.
- [115] D. Kaur, S. N. Islam, and M. A. Mahmud, "A variational autoencoder-based dimensionality reduction technique for generation forecasting in cyber-physical smart grids," in *IEEE ICC*, 2021, accepted.
- [116] D. Kaur, S. N. Islam, M. Mahmud *et al.*, "A vae-based bayesian bidirectional lstm for renewable energy forecasting," *arXiv preprint arXiv:2103.12969*, 2021.
- [117] PJM Hourly Energy Consumption Data. [Online]. Available: <https://www.kaggle.com/robikscube/hourly-energy-consumption>
- [118] Department of Industry, Science, Energy and Resources. [Online]. Available: <https://data.gov.au/data/dataset/electricity-consumption-benchmarks>