

# Energy Forecasting in Smart Grid Systems: A Review of the State-of-the-art Techniques

Devinder Kaur, Shama Naz Islam, Md. Apel Mahmud, and ZhaoYang Dong

**Abstract** - Energy forecasting has a vital role to play in smart grid (SG) systems involving various applications such as demand-side management, load shedding, optimum dispatch, etc. Managing efficient forecasting while ensuring the least possible prediction error is one of the main challenges posed in the grid today, considering the uncertainty and granularity in the SG data. This paper presents a comprehensive and application-oriented review of state-of-the-art forecasting methods for SG systems considering the different models and architectures. Traditional statistical and machine learning-based forecasting methods are extensively investigated in terms of their applicability to energy forecasting. In addition, the significance of hybrid methods and data pre-processing techniques for better forecasting accuracy is also highlighted. A comparative case study using the Victorian electricity consumption benchmark and American electric power (AEP) datasets is conducted to analyze the performance of different forecasting methods. The analysis demonstrates higher accuracy of the recurrent neural network (RNN) and long-short term memory (LSTM) methods when sample sizes are larger and hyperparameters are appropriately tuned. Furthermore, hybrid methods such as CNN-LSTM are also highly effective to deal with long sequences in energy data.

**Keywords:** Energy forecasting, recurrent neural network, long-short term memory, root mean square error, and data pre-processing.

## I. INTRODUCTION

Energy forecasting has a crucial role to play in planning and managing the grid operations in modern energy systems popularly termed as smart grid (SG) systems [1]. With the advent of smart meters and advanced metering infrastructure (AMI) in SG, a significant increase in the bidirectional flow of energy and data is observed. Thus, a number of data analytics applications such as energy forecasting in SG systems have emerged recently. Such applications can be useful for scheduling generation, implementing demand response strategies as well as ensuring financial benefits through optimum bidding in the energy market [2], [3].

Various statistical and machine learning methods to forecast energy demand and generation have been investigated in the past [4]. Statistical methods such as autoregressive integrated moving average (ARIMA) model and associated techniques

are extensively used for forecasting time series demand and generation data [5]. However, in recent times due to the breakthrough of smart metering and high volume of data generation, statistical methods face scalability issues and cannot analyze complex nonlinear data features [6].

In this regard, artificial intelligence-based methods involving machine learning and deep learning have attracted much attention to give effective forecasting results in SG systems. In particular, deep learning methods such as RNN and LSTM are potential methods to deal with the long-sequence and nonlinear time series in SG systems [7]. Furthermore, by combining multiple methods as one hybrid approach, forecasting accuracy can be highly improved [8]. However, the model complexity could be one of the main shortcomings of such hybrid approach and thus, a trade-off between the accuracy and the computational complexity needs to be maintained.

In addition, data pre-processing plays a vital role in improving the method performance and minimizing the forecasting error. In this regard, dimensionality reduction and feature extraction are the key approaches adopted for data pre-processing [9]. Principal component analysis (PCA) [10] and singular value decomposition (SVD) [11] have been widely used as the underlying pre-processing techniques with different forecasting methods to deal with the high-order dimensionality present in the SG data. Furthermore, auto encoders are implemented with convolutional neural network (CNN) layers as a feature extraction scheme to deal with the high dimensionality [12]. There has been a number of research papers which surveyed different forecasting methods for SG applications, especially forecasting solar irradiance [13]–[15]. Other papers have reviewed different methods for forecasting building energy demand [16], [17], but have not included comparative analysis. None of the aforementioned papers have investigated new deep learning techniques such as RNN and LSTM in details for energy forecasting applications. The authors in [18] reviewed deep learning techniques for solar energy forecasting. However, no comparison was made between the statistical and deep learning methods. This motivates us to review statistical, machine learning, and hybrid methods for energy forecasting applications and perform a comparative analysis.

To be specific, we make the following contributions:

- A comprehensive review of statistical, machine learning, and hybrid methods along with their applications in SG systems considering different time horizons is presented. The existing pre-processing techniques to aid energy forecasting are also discussed.
- A number of machine learning, deep learning, and statistical techniques are implemented for two energy consumption datasets to compare forecasting accuracies with

D. Kaur, S. N. Islam and M. A. Mahmud are with School of Engineering, Deakin University, Australia. emails: devinderkaur@deakin.edu.au, shama.i@deakin.edu.au, apel.mahmud@deakin.edu.au

ZY. Dong is with School of Electrical Engineering and Telecommunications, The Univ of NSW, Sydney, Australia. email: zydong@ieee.org

different sample sizes. The impact of high variability on the dataset is also evaluated.

- The analysis shows that RNN and LSTM methods can achieve high accuracy with larger sample sizes and high variability. However, the accuracy can vary with the choice of activation function and other hyperparameters which needs to be appropriately selected for a given dataset.

Section II discusses the applications of forecasting in SG systems. Section III outlines the time horizon-based categorization. Section IV elaborates state-of-the-art forecasting methods including hybrid methods from the perspectives of energy systems' operation. Further, data pre-processing methods are briefly discussed in section V. Section VI represents a comparative case study of energy forecasting methods on two different datasets. Finally, section VII concludes the paper and discusses the future directions.

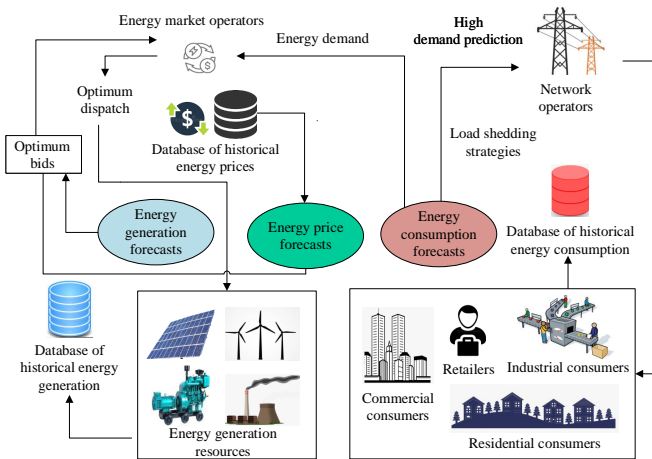


Fig. 1. Overview of forecasting applications for energy systems

## II. APPLICATIONS OF FORECASTING IN ENERGY SYSTEMS

Energy forecasting with high accuracy and precision can provide significant insights for grid planning and reliability in the context of demand and generation. The data generated from SG systems is usually related to the energy consumption by end users involving residential, commercial, and industrial consumers as shown in Fig. 1. Moreover, additional data is generated from distributed energy resources (DERs) such as solar and wind. The generated data is further utilized by forecasting methods to forecast energy generation, consumption, and prices in the SG systems. Energy forecasting has a wide range of applications including load shedding, optimum dispatch, peak load shaving, etc. [19].

Authors in [17] surveyed various challenges and trends of demand forecasting with respect to different time horizons and regions. Similarly, in [20] authors compared existing statistical methods for demand forecasting and emphasized the significance of attaining the least forecasting error. Further, Kong *et al.* in [21] employed deep learning methods to forecast

short-term energy consumption and demand for individual households using highly granular data.

As energy generation using renewable based DERs is more intermittent due to exogenous factors such as weather and user behavior, ensuring high accuracy is a very challenging task. In this regard, authors in [22] used statistical methods to forecast solar radiation, temperature, and wind speed for 61 locations in the United States. Similarly, Messner *et al.* in [23] used vector autoregressive (VAR) method to forecast wind power generation based on high dimensional data. The authors in [24] presented machine learning methods to predict the global solar irradiation.

In the context of price forecasting, the authors in [25] utilized a set of relevance vector machines to predict the price for individual time periods ahead-of-time and implemented micro-genetic algorithm to optimize linear regression ensemble coefficients for aggregated price forecasts. Toubeau *et al.* in [26] proposed a deep learning-based probabilistic method to forecast wind and PV generation, in return to predict the prices for the electricity generated from renewable DERs. Moreover, the locational marginal price for optimal scheduling of the energy storages is performed using artificial neural networks (ANN) in [27]. Furthermore, forecasting price spike is an important application which considers the biggest risk factor in the energy market. Recent zero pricing or negative pricing illustrated in the Australian national electricity market (NEM) can negatively impact generators. On the other hand, positive high price spikes can give more profits to generators, especially those generating during peak hours [28], [29].

## III. TIME HORIZONS FOR ENERGY FORECASTING METHODS

The time period over which forecasts are generated is defined as the time horizon or timescale. It is one of the key parameters to define and classify forecasting approaches in SG systems. Depending on the time horizon, energy forecasting can be broadly categorized as following:

- 1) Very short-term forecasting: This class of forecasting involves time horizon from few minutes to few hours, usually from (0-3 h) [30].
- 2) Short-term forecasting: It mainly involves energy forecasts ranging from horizons of few minutes up to a few days ahead. This class plays a prime role in the applications involving daily load consumption forecasting for end users [31].
- 3) Medium-term forecasting: This class of forecasting involves time horizons ranging from a few days to a few months ahead in a year. It is generally used in applications involving risk management and energy price forecasting. This type of forecasting is important to evaluate the financial aspects of energy systems [32].
- 4) Long-term forecasting: It involves forecasting horizons measured in months, quarters, and even years. It is important for energy generation planning and load growth projection over a longer period [33].

Furthermore, the appropriate selection of forecasting horizon enhances the accuracy of the model built to obtain the forecasting output. The shorter is the forecasting horizon, the

better would be the model accuracy. The forecast performance which is measured in the terms of statistical parameters such as root mean square error (RMSE), highly depends upon the forecasting horizons, depending on how the external factors such as weather conditions are captured in the forecasting horizons. In this context, authors in [13] and [14] emphasized the need to focus on the selection of proper time horizons while building the machine learning model for a particular application of energy forecasting.

#### IV. STATE-OF-THE-ART FORECASTING TECHNIQUES

Energy forecasting methods can be broadly classified into statistical and learning methods. While statistical methods are traditional and simpler in form, learning methods involve machine learning and its variants which are considered to be more accurate but complex at the same time. Machine learning further includes deep learning which is based on neural networks. These methods and relevant literature in the context of SG energy forecasting are discussed as following.

##### A. Statistical methods

Statistical methods are traditional methods widely used for time series forecasting especially for short-term energy forecasting using the historical SG data [34]. These methods are based on fitting a regression model on the previous values of data and then validating the model by finding the difference between the actual and predicted values. This section stresses about existing classical statistical methods for the applications of energy forecasting in SG systems.

The autoregressive moving average (ARMA) is one of the fundamental statistical methods employed for time series analysis. It is the combination of autoregressive (AR) and moving average (MA) methods. The AR part predicts the value at a time stamp  $t$  as a function of its previous value at  $t - p$ , where  $p$  is the order of the AR model. The MA part linearly combines the error term with the previous values to form the observed data. However, ARMA can only be applied to a stationary time series whose mean and variance does not change over time and has an uniform distribution. So to deal with the non-stationary time series, ARMA is generalized to autoregressive integrated moving average (ARIMA) method. The integrated part in it deals with the non-stationary nature of time series by replacing the data values with the differences of its current and previous values. Authors in [35] utilized ARIMA method for energy demand forecasting to charge the electric vehicles (EVs) using the historical load data. Similarly, it is used for energy usage forecasting in [36] and [37] for energy management optimization and control in a residential microgrid. However, the ARIMA method is more suitable for linear series as it gives relatively high RMSE value for nonlinear data and takes a long time to execute for large datasets [38].

In this context, authors in [22] utilized another statistical method VAR to capture linear dependencies among multiple time series. Authors used VAR to predict the temperature, solar radiation, and wind speed for 61 locations in United States and found lower RMSE as compared to the existing

statistical methods such as simple persistence (SP). VAR is also used in [23] for short-term wind power forecasting. Additionally, authors addressed the problem of estimation in VAR because of changing spatio-temporal wind power dynamics. They tackled this problem by integrating lasso estimator recursively to update the VAR parameters. Other research has considered multiple linear regression (MLR), an extension of linear regression; which is used when the conditions of the simple linear regression are not met. MLR is widely used in SG forecasting applications with the integration of neural networks and probabilistic methods [39], [40]. However, deep learning methods that are discussed in the following section are found to be more efficient and scalable to deal with the nonlinear traits of SG datasets [41].

##### B. Machine learning methods

Machine learning is a set of computing algorithms that learns from the input data and improves the accuracy with experience and number of iterations. It has made a breakthrough for providing solutions to the major challenges in big data analytics, data mining, and computer vision by extracting patterns and drawing insights from the raw data. Machine learning is broadly categorized into supervised and unsupervised learning. Supervised learning involves labeled data and its two main classes are classification and regression. On the other hand, unsupervised learning deals with the unstructured data and tends to group or cluster the data points based on their similarities and correlation.

In the context of SG systems, this section discusses existing machine learning methods and their implementations in energy forecasting applications. In [42], Ma *et al.* reviewed existing machine learning methods for energy forecasting. Authors emphasized that machine learning methods are more effective for short-term load forecasting in comparison to the conventional forecasting methods in terms of accuracy and scalability. Support vector machine (SVM) and support vector regression (SVR) are two main methods used under supervised learning for classification and regression problems, respectively. In [43], authors used SVM to forecast photovoltaic (PV) generation by utilizing weather classification data involving four different weather conditions namely cloudy, clear, foggy, and rainy sky. Since forecasting time series data involves the regression operation, SVR is used comprehensively in existing research. Authors in [44], utilized SVR for short-term load forecasting in energy systems and compared the results with other competitive techniques such as ARMA and ANN. Authors claimed that SVR with integration of modified firefly algorithm (MFA), which optimizes the SVR model parameters, gives better accuracy than ARMA and ANN. However, with increasing data volume and dimensionality, the traditional machine learning methods perform poorly.

So in this context, deep learning methods, based on neural networks are highly competent to deal with the nonlinear and high dimensional SG data with higher accuracy. These include variants of neural networks such as ANN, CNN, RNN, LSTM, Bayesian neural networks (BNN), etc. These algorithms have been extensively employed in different fields of image and audio processing, and they are now receiving increasing attention

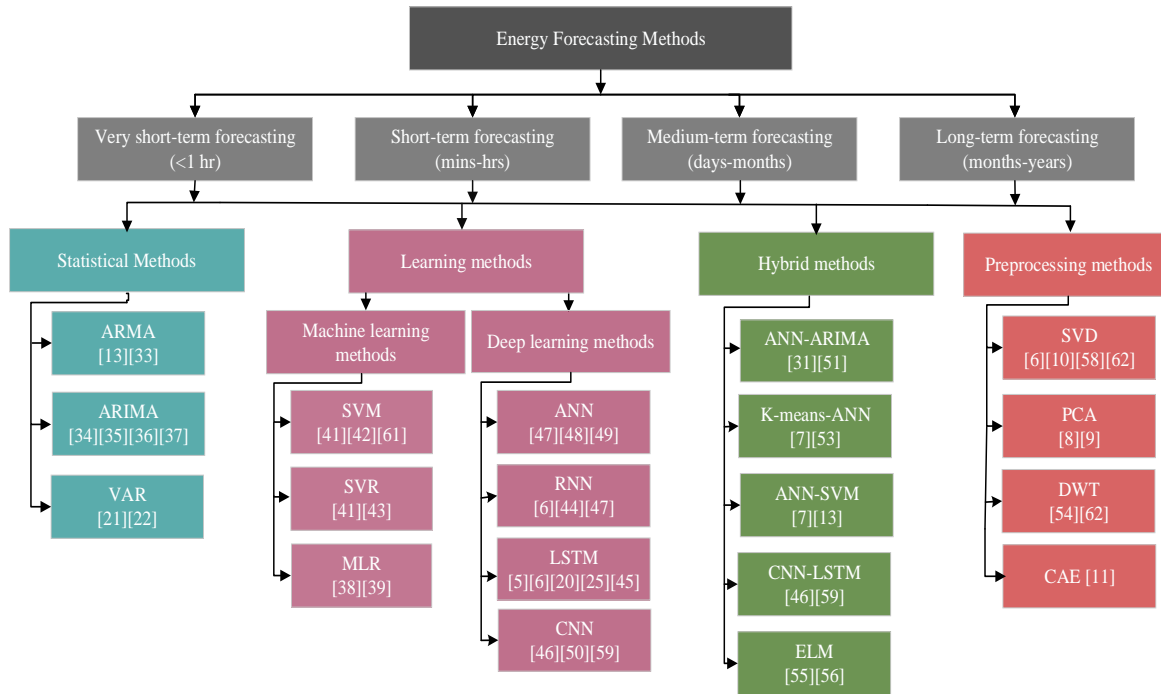


Fig. 2. Taxonomy of energy forecasting methods

for SG systems [45], [46]. These deep learning methods for SG applications are discussed as following.

CNN is a class of deep neural networks which has a major advantage in the applications of feature extraction and filtering process. CNN is proposed in [47] as a hybrid approach to forecast PV energy generation. However, to deal with the time series energy data having long-term dependencies in it, another deep learning method, RNN can be utilized for its capability to manage variable data length. However, sometimes RNN encounters the problem of vanishing gradients in which weight values stop updating while training the hidden layer.

In this regard, LSTM which is a variant of RNN has made a breakthrough to deal with this problem through its cell memory architecture and forget gates. In this direction, authors in [21] proposed a RNN-based LSTM technique for performing short-term forecasts on the individual user level energy consumption. Authors demonstrated better accuracy both for individual and aggregate forecasts when their proposed method was implemented. In a similar manner, Kaur *et al.* in [7] proposed a RNN-LSTM based approach for smart energy management. Authors claimed that by integrating a data preprocessing technique of high order singular value decomposition (HOSVD) with RNN-LSTM a minimum RMSE value of 3.35% is achieved as compared to the individual RNN and ARIMA models applied on the same dataset.

Authors in [48] and [49], reviewed various deep learning-based energy forecasting methods and conducted a case study to compare the accuracy of different methods in terms of RMSE and mean absolute error (MAE). The addition of more layers to a neural network can increase the forecasting accuracy. However, it sometimes overfits the model to a

specific dataset only as it also captures the noise during the training phase. This is a common problem in neural networks that causes inaccuracies for any changes in the dataset.

To overcome this challenge, dropout [50] is a highly effective technique which addresses the problem of overfitting by simply dropping out the random neuron units. Furthermore, Wang *et al.* in [51] utilized dropout to tackle the overfitting issue in learning the socio-demographic features of users from PV energy consumption data. In addition, authors used CNN method to extract features and then used SVM to predict the demographic features for users. Similarly, in [45] authors introduced a novel pooling method to address the overfitting issue in deep learning by introducing a new dimension of historical load data of neighbors. The authors utilized the spatial information for interconnected houses to address the issue of insufficient information in the temporal domain. However, uncertainty representation in the energy generation data from renewable energy resources (REs) is considered as another challenging task to deal with for forecasting applications. The uncertainty in energy data generally arises due to external factors such as weather conditions and user behaviors.

In the context of LSTM and uncertainty, Toubreau *et al.* in [26] proposed a deep learning-based probabilistic forecasting technique which manages uncertainty using LSTM with the bidirectional data processing. The uncertainty due to the distributed PV generators and loads, brings new challenges in accurate prediction of the net load. Thus, it is important to integrate probabilistic and deep learning methods. However, this can introduce additional computational complexity. In this regard, Sun *et al.* in [46] clustered user sub profiles and performed forecasting on the cluster average. The LSTM-based

Bayesian forecasting scheme is proposed for the aggregated net load forecasting.

### C. Hybrid methods

As discussed above, statistical methods face the challenges related to big data volume and diversity, while learning methods have shortcomings in terms of model complexity and dependence on large training datasets. Furthermore, neural networks face the issues of overfitting, as well as vanishing, and exploding gradients. Therefore, a hybrid method involving more than one method can be more useful to ensure higher accuracy for energy forecasting applications.

In order to develop a hybrid method, different machine learning and statistical methods can be integrated together, such as ANN-ARIMA [52], ANN-SVM [8], etc. In addition, optimization algorithms such as genetic algorithm (GA) can be combined to further enhance the efficacy of these methods. In this direction, authors in [14] compared various hybrid techniques such as k-means with multilayer perceptron, GA with ANN, SVM with optimization algorithms, for PV generation based on machine learning and metaheuristic methods.

Regarding short-term energy forecasting, authors in [53] proposed a hybrid method by combining ARIMA, ANN, and SVM to forecast PV generation for an hour ahead using GA optimization and claimed the high precision as well as accuracy of the hybrid methods with minimum error of 5.64%. In [52], authors proposed an integrated model by combining ARIMA with ANN to deal with the long-term dependencies and bridge the gaps between statistical and deep learning methods. Furthermore, in [54] authors combined k-means clustering with autoregressive neural networks to forecast hourly solar radiations. Authors in [55] used wavelet packet transform along with ANN for forecasting wind speed. Moreover, extreme learning methods (ELM) based on random selection of ANN layer parameters are widely utilized for the applications of energy forecasting [56], [57].

However, aforementioned hybrid methods posed a common issue of escalating the computational complexity. Moreover, if one method gives poor performance, it is going to affect the performance of the overall hybrid method. However, by including an appropriate optimization algorithm such as GA [58] to optimize model parameters, the efficiency maybe improved. Thus, maintaining a balance or trade-off between the computational complexity and performance is of utmost importance for the hybrid approach.

## V. DATA PRE-PROCESSING TECHNIQUES FOR ENERGY FORECASTING

Data representation and pre-processing is one of the earliest and key stages in data analytics. Processing raw data with irrelevant and redundant information can produce misleading and incorrect forecasting results. Data pre-processing involves various methods such as data normalization, cleaning, transformation, feature engineering, dimensionality reduction, etc. It transforms raw data to a final training data set which can be further fed to the data processing methods. In the context of energy forecasting, various authors have emphasized on

the advantages of using pre-processing techniques to improve the efficiency and accuracy. Dimensionality reduction and feature engineering are two such highly regarded pre-processing techniques. Kaur *et al.* in [7], [59] used high order singular value decomposition (HOSVD) to represent and decompose high dimensional data into lower dimensions prior to energy forecasting. HOSVD utilizes tensors and matrix decomposition to achieve the dimensionality reduction.

In the context of feature engineering, Lee *et al.* in [60] highlighted the importance of using CNN as a pre-processing technique before LSTM to forecast the solar energy for next day which allows effective management of PV systems. Authors claimed that by using two CNN filters to extract short-term features prior to LSTM, the accuracy for day ahead solar forecasting outperformed other state-of-the art methods including linear regression, and individual deep learning methods. Similarly, in [9] authors presented an adaptive framework based on feature extraction and correlation of weather data for short-term solar energy forecasting. In addition, authors used Monte Carlo methods to represent uncertainty due to weather conditions. In [61], authors included neuro-fuzzy logic in conjunction with the LSTM and found that the technique can outperform other methods. The authors also combined weather data while training the model for forecasting.

In [62], authors implemented Euclidean distance along with pattern matching as a pre-processing method to perform effective segmentation of the historical wind power generation data. Furthermore, authors in [63], presented a data decomposition and compression method for user load profiles based on k-means clustering SVD (k-SVD) method. Firstly, a sparse coding technique is employed over load profiles to compress the data by exploiting the sparsity present in load profiles. Then, k-SVD is proposed to decompose and extract the partial usage patterns (PUPs) in it. Authors claimed that their technique outperforms other existing data compression methods namely principal component analysis (PCA), discrete wavelet transform (DWT), and k-means clustering standalone.

## VI. CASE STUDY

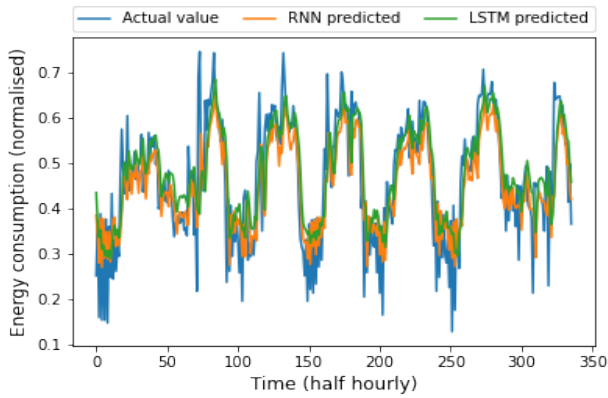
This section discusses the comparative analysis of aforementioned forecasting methods with the help of a case study conducted on two different datasets.

### A. Description of the datasets

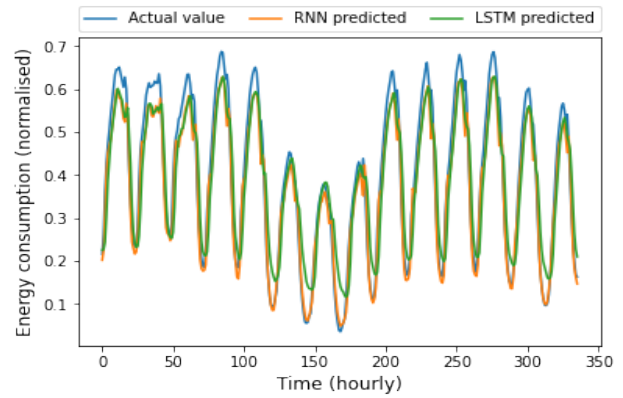
In order to evaluate the performance of various methods, datasets from the American electric power (AEP) [64] and Victorian energy consumption benchmark [65] are taken. AEP dataset consists of hourly energy consumption from October 2004 to August 2018. Victorian energy consumption dataset consists of half hourly energy consumption of 25 Victorian houses from April 2012 to March 2014. Results are computed in python environment using Keras and Tensorflow libraries.

TABLE I  
COMPARATIVE ANALYSIS ON EVALUATION METRICS FOR VICTORIAN AND AEP CASE STUDY  
Bold values represent the best performing methods in the form of least errors for each case of dataset.

Methods	Victorian energy consumption dataset				AEP dataset			
	Two years		One year		Ten years		One year	
	RMSE	MAE	RMSE	MAE	RMSE	MAE	RMSE	MAE
RNN-tanh	0.0675	0.0502	0.0774	0.0579	0.0193	0.0141	<b>0.0404</b>	<b>0.0312</b>
RNN-relu	<b>0.0637</b>	<b>0.0479</b>	<b>0.0756</b>	<b>0.0559</b>	0.0344	0.0283	0.0462	0.0356
LSTM-tanh	0.0706	0.0525	0.0851	0.0637	<b>0.0167</b>	<b>0.0128</b>	0.0472	0.0368
LSTM-relu	0.0694	0.0517	0.0804	0.0599	0.0272	0.0217	0.0551	0.0430
CNN	0.0665	0.0495	0.0752	0.0561	0.0197	0.0142	0.0412	0.0318
ARIMA	-	-	0.0753	0.0566	-	-	0.0429	0.0370
SVR-rbf	0.0813	0.0795	0.0792	0.0605	0.0363	0.0298	0.0415	0.0331
SVR-linear	0.0676	0.0651	0.0706	0.0562	0.0310	0.0242	0.0362	0.0285
CNN-LSTM	0.0657	0.0449	0.0837	0.0619	0.0340	0.0249	0.0432	0.0330



(a) Victorian energy consumption dataset



(b) AEP dataset

Fig. 3. Predicted vs actual values for RNN and LSTM with one week and two weeks of test data respectively

### B. Evaluation metrics

The RMSE represented by  $\epsilon$  and MAE represented by  $\rho$ , in the following equation, are considered as evaluation metrics:

$$\epsilon = \sqrt{\frac{1}{n} \sum_{t=1}^n (Y_{pred}(t) - Y_{act}(t))^2} \quad (1)$$

$$\rho = \frac{1}{n} \sum_{t=1}^n |Y_{pred}(t) - Y_{act}(t)| \quad (2)$$

Where  $Y_{pred}(t)$  and  $Y_{act}(t)$  are the predicted and actual values at time stamp  $t$  and  $n$  is the number of samples, respectively. Thus, the main objective of the forecasting methods is to minimize the error in predicted values, as represented by:

$$\min_{\theta} \epsilon, \rho \quad (3)$$

Where  $\theta$  represents the model parameters for each forecasting method such as weights and biases or lag coefficients.

### C. Comparative analysis

As shown in Table I, AEP and Victorian energy consumption datasets are further divided into two cases to evaluate the

impact of sample sizes. Then, methods such as RNN, LSTM, CNN, ARIMA, SVR, and CNN-LSTM are trained with 70 percent of the total samples and tested for the remaining 30 percent from each dataset. For deep learning methods, 40 neural units per layer, 100 epochs, and batch size of 1000 are chosen. Adam is used as an optimizer to minimize the loss function MSE. Furthermore, RNN and LSTM methods are considered with two different variations in the form of activation functions namely, hyperbolic tangent function (tanh), and rectified linear unit (Relu). Activation functions play an important role in activating the hidden layer in neural networks. Also, SVR is modeled with radial basis function (rbf), and linear kernel. Then, RMSE and MAE values are computed on the testing dataset using (1) and (2), respectively.

Fig. 3 shows the actual and predicted energy consumption values using RNN and LSTM on each dataset. Normalized energy consumption values are plotted over half hourly and per hour intervals for Victorian and AEP dataset, respectively. From Fig. 3(a), it is inferred that the Victorian dataset has higher variability leading to more uncertainty in the energy consumption and hence, the performance of the models is

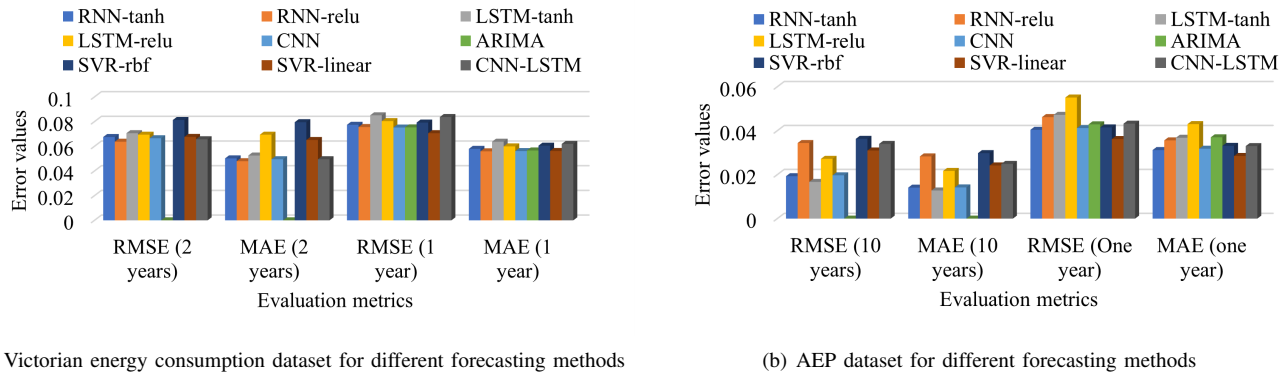


Fig. 4. Comparative analysis of forecasting methods based on evaluation metrics for different datasets with different sample sizes.

slightly poorer. To deal with its non-stationary nature, logarithmic transformation is adapted. However, in Fig. 3(b), AEP dataset is uniformly distributed for which predicted values show greater similarity with actual values and thus, less errors.

As reflected in Fig. 4, RNN and LSTM have less error as compared to the statistical ARIMA and traditional machine learning methods such as SVR. For AEP dataset, LSTM is performing better with larger samples. For smaller sample size, RNN demonstrates less error and computational cost. Models with tanh function perform better with uniform data, such as the AEP dataset. However, with higher variability and seasonal trends, i.e, for the Victorian dataset, Relu perform better. Furthermore, datasets with more samples tend to train better and yield greater accuracy. In addition, ARIMA takes a longer time to train for larger datasets and thus, fails to generate the output. SVR with linear kernel has less error compared to SVR with rbf kernel. Also, CNN-LSTM demonstrates good accuracy with high variability in large sequences of data.

## VII. CONCLUSION AND FUTURE DIRECTIONS

In this paper, an extensive review of various forecasting methods for SG systems is conducted. A number of statistical, machine learning, and hybrid methods are discussed in the context of energy forecasting. After conducting a comparative case study on two different datasets, it is evident that deep learning methods with appropriate activation function and hyperparameter tuning yield high accuracy. However, uncertainty in the SG data from exogenous factors is a major challenge that needs to be tackled as a future work. Moreover, forecasting multi-dimensional demand and generation while ensuring high accuracy is another issue that requires substantial attention.

## REFERENCES

- [1] V. C. Gungor, D. Sahin, T. Kocak, S. Ergut, C. Buccella, C. Cecati, and G. P. Hancke, "Smart grid technologies: Communication technologies and standards," *IEEE transactions on Industrial Informatics*, vol. 7, no. 4, pp. 529–539, 2011.
- [2] H. Çimen, N. Çetinkaya, J. C. Vasquez, and J. M. Guerrero, "A microgrid energy management system based on non-intrusive load monitoring via multitask learning," *IEEE Transactions on Smart Grid*, 2020.
- [3] S. N. Islam, Z. Baig, and S. Zeadally, "Physical layer security for the smart grid: Vulnerabilities, threats, and countermeasures," *IEEE Transactions on Industrial Informatics*, vol. 15, no. 12, pp. 6522–6530, 2019.
- [4] Y. Wang, Q. Chen, T. Hong, and C. Kang, "Review of smart meter data analytics: Applications, methodologies, and challenges," *IEEE Transactions on Smart Grid*, vol. 10, no. 3, pp. 3125–3148, 2018.
- [5] X. G. Agoua, R. Girard, and G. Kariniotakis, "Short-term spatio-temporal forecasting of photovoltaic power production," *IEEE Transactions on Sustainable Energy*, vol. 9, no. 2, pp. 538–546, 2017.
- [6] H. Jahangir, H. Tayarani, S. S. Gougheri, M. A. Golkar, A. Ahmadian, and A. Elkamel, "Deep learning-based forecasting approach in smart grids with micro-clustering and bi-directional lstm network," *IEEE Transactions on Industrial Electronics*, 2020.
- [7] D. Kaur, R. Kumar, N. Kumar, and M. Guizani, "Smart grid energy management using rnn-lstm: A deep learning-based approach," in *2019 IEEE Global Communications Conference (GLOBECOM)*. IEEE, 2019, pp. 1–6.
- [8] M. Torabi, S. Hashemi, M. R. Saybani, S. Shamshirband, and A. Mosavi, "A hybrid clustering and classification technique for forecasting short-term energy consumption," *Environmental Progress and Sustainable Energy*, vol. 38, no. 1, pp. 66–76, 2018.
- [9] Y. S. Manjili, R. Vega, and M. M. Jamshidi, "Data-analytic-based adaptive solar energy forecasting framework," *IEEE Systems Journal*, vol. 12, no. 1, pp. 285–296, 2017.
- [10] Y.-C. Huang, C.-M. Huang, S.-J. Chen, and S.-P. Yang, "Optimization of module parameters for pv power estimation using a hybrid algorithm," *IEEE Transactions on Sustainable Energy*, 2019.
- [11] J. C. S. de Souza, T. M. L. Assis, and B. C. Pal, "Data compression in smart distribution systems via singular value decomposition," *IEEE Transactions on Smart Grid*, vol. 8, no. 1, pp. 275–284, 2015.
- [12] S. Ryu, H. Choi, H. Lee, and H. Kim, "Convolutional autoencoder based feature extraction and clustering for customer load analysis," *IEEE Transactions on Power Systems*, vol. 35, no. 2, pp. 1048–1060, 2019.
- [13] C. Voyant, G. Notton, S. Kalogirou, M.-L. Nivet, C. Paoli, F. Motte, and A. Foulloy, "Machine learning methods for solar radiation forecasting: A review," *Renewable Energy*, vol. 105, pp. 569–582, 2017.
- [14] M. N. Akhter, S. Mekhilef, H. Mokhlis, and N. M. Shah, "Review on forecasting of photovoltaic power generation based on machine learning and metaheuristic techniques," *IET Renewable Power Generation*, vol. 13, no. 7, pp. 1009–1023, 2019.
- [15] D. S. Kumar, G. M. Yagli, M. Kashyap, and D. Srinivasan, "Solar irradiance resource and forecasting: a comprehensive review," *IET Renewable Power Generation*, vol. 14, no. 10, pp. 1641–1656, 2020.
- [16] S. Fathi, R. Srinivasan, A. Fenner, and S. Fathi, "Machine learning applications in urban building energy performance forecasting: A systematic review," *Renewable and Sustainable Energy Reviews*, vol. 133, p. 110287, 2020.
- [17] L. Hernandez, C. Baladron, J. M. Aguiar, B. Carro, A. J. Sanchez-Esguevillas, J. Lloret, and J. Massana, "A survey on electric power demand forecasting: future trends in smart grids, microgrids and smart buildings," *IEEE Communications Surveys & Tutorials*, vol. 16, no. 3, pp. 1460–1495, 2014.
- [18] H. Wang, Z. Lei, X. Zhang, B. Zhou, and J. Peng, "A review of deep learning for renewable energy forecasting," *Energy Conversion and Management*, vol. 198, p. 111799, 2019.
- [19] B. Rossi and S. Chren, "Smart grids data analysis: A systematic mapping study," *IEEE Transactions on Industrial Informatics*, vol. 16, no. 6, pp. 3619–3639, 2019.

- [20] Y.-H. Hsiao, "Household electricity demand forecast based on context information and user daily schedule analysis from meter data," *IEEE Transactions on Industrial Informatics*, vol. 11, no. 1, pp. 33–43, 2014.
- [21] W. Kong, Z. Y. Dong, Y. Jia, D. J. Hill, Y. Xu, and Y. Zhang, "Short-term residential load forecasting based on lstm recurrent neural network," *IEEE Transactions on Smart Grid*, vol. 10, no. 1, pp. 841–851, 2017.
- [22] Y. Liu, M. C. Roberts, and R. Sioshansi, "A vector autoregression weather model for electricity supply and demand modeling," *Journal of Modern Power Systems and Clean Energy*, vol. 6, no. 4, pp. 763–776, 2018.
- [23] J. W. Messner and P. Pinson, "Online adaptive lasso estimation in vector autoregressive models for high dimensional wind power forecasting," *International Journal of Forecasting*, vol. 35, no. 4, pp. 1485–1498, 2019.
- [24] C. Voyant, F. Motte, G. Notton, A. Fouilloy, M.-L. Nivet, and J.-L. Duchaud, "Prediction intervals for global solar irradiation forecasting using regression trees methods," *Renewable energy*, vol. 126, pp. 332–340, 2018.
- [25] M. Alamaniotis, D. Bargiotas, N. G. Bourbakis, and L. H. Tsoukalas, "Genetic optimal regression of relevance vector machines for electricity pricing signal forecasting in smart grids," *IEEE transactions on smart grid*, vol. 6, no. 6, pp. 2997–3005, 2015.
- [26] J.-F. Toubeau, J. Bottieau, F. Vallée, and Z. De Grève, "Deep learning-based multivariate probabilistic forecasting for short-term scheduling in power markets," *IEEE Transactions on Power Systems*, vol. 34, no. 2, pp. 1203–1215, 2018.
- [27] M. Liu, F. L. Quilumba, and W.-J. Lee, "Dispatch scheduling for a wind farm with hybrid energy storage based on wind and lmp forecasting," *IEEE Transactions on Industry Applications*, vol. 51, no. 3, pp. 1970–1977, 2014.
- [28] X. Lu, Z. Y. Dong, and X. Li, "Electricity market price spike forecast with data mining techniques," *Electric power systems research*, vol. 73, no. 1, pp. 19–29, 2005.
- [29] J. H. Zhao, Z. Y. Dong, X. Li, and K. P. Wong, "A framework for electricity price spike analysis with advanced data mining methods," *IEEE Transactions on Power Systems*, vol. 22, no. 1, pp. 376–385, 2007.
- [30] R. J. Hyndman and G. Athanasopoulos, *Forecasting: principles and practice*. OTexts, 2018.
- [31] S. Fan and R. J. Hyndman, "Short-term load forecasting based on a semi-parametric additive model," *IEEE Transactions on Power Systems*, vol. 27, no. 1, pp. 134–141, 2011.
- [32] N. Amjadi and A. Daraeepour, "Midterm demand prediction of electrical power systems using a new hybrid forecast technique," *IEEE Transactions on Power Systems*, vol. 26, no. 2, pp. 755–765, 2010.
- [33] W.-t. Xu, Y.-l. Wang, T. Li, Q. Tang, J.-f. Zhang, L. Shen, and M. Zhu, "Long term intelligent load forecasting method considering the expectation of power market transaction," in *2017 29th Chinese Control And Decision Conference (CCDC)*. IEEE, 2017, pp. 2310–2315.
- [34] C. Deb, F. Zhang, J. Yang, S. E. Lee, and K. W. Shah, "A review on time series forecasting techniques for building energy consumption," *Renewable and Sustainable Energy Reviews*, vol. 74, pp. 902–924, 2017.
- [35] M. Amini, O. Karabasoglu, M. D. Ilić, K. G. Boroojeni, and S. Iyengar, "Arima-based demand forecasting method considering probabilistic model of electric vehicles' parking lots," in *2015 IEEE Power & Energy Society General Meeting*. IEEE, 2015, pp. 1–5.
- [36] D. Z. Amirhosseini, R. Sabzehgar, and M. Rasouli, "Power management and optimization for a residential smart microgrid using stochastic methods," in *2018 9th IEEE International Symposium on Power Electronics for Distributed Generation Systems (PEDG)*. IEEE, 2018, pp. 1–6.
- [37] A. Elmouatamid, R. Ouladsine, M. Bakhouya, K. Zine-Dine, M. Khaidar et al., "A control strategy based on power forecasting for micro-grid systems," in *2019 IEEE International Smart Cities Conference (ISC2)*. IEEE, 2019, pp. 735–740.
- [38] R. Kedrowski, J. Nelson, A. S. Nair, and P. Ranganathan, "Short-term seasonal energy forecasting," in *2018 IEEE International Conference on Electro/Information Technology (EIT)*. IEEE, 2018, pp. 0696–0700.
- [39] W. Zhang, H. Quan, and D. Srinivasan, "An improved quantile regression neural network for probabilistic load forecasting," *IEEE Transactions on Smart Grid*, vol. 10, no. 4, pp. 4425–4434, 2018.
- [40] T. Hong, M. Gui, M. E. Baran, and H. L. Willis, "Modeling and forecasting hourly electric load by multiple linear regression with interactions," in *IEEE PES General Meeting*. IEEE, 2010, pp. 1–8.
- [41] S. R. Twanabasu and B. A. Bremdal, "Load forecasting in a smart grid oriented building," 2013.
- [42] Z. Ma, C. Zhang, and C. Qian, "Review of machine learning in power system," in *2019 IEEE Innovative Smart Grid Technologies-Asia (ISGT Asia)*. IEEE, 2019, pp. 3401–3406.
- [43] J. Shi, W.-J. Lee, Y. Liu, Y. Yang, and P. Wang, "Forecasting power output of photovoltaic systems based on weather classification and support vector machines," *IEEE Transactions on Industry Applications*, vol. 48, no. 3, pp. 1064–1069, 2012.
- [44] A. Kavousi-Fard, H. Samet, and F. Marzbani, "A new hybrid modified firefly algorithm and support vector regression model for accurate short term load forecasting," *Expert systems with applications*, vol. 41, no. 13, pp. 6047–6056, 2014.
- [45] H. Shi, M. Xu, and R. Li, "Deep learning for household load forecasting a novel pooling deep rnn," *IEEE Transactions on Smart Grid*, vol. 9, no. 5, pp. 5271–5280, 2017.
- [46] M. Sun, T. Zhang, Y. Wang, G. Strbac, and C. Kang, "Using bayesian deep learning to capture uncertainty for residential net load forecasting," *IEEE Transactions on Power Systems*, vol. 35, no. 1, pp. 188–201, 2019.
- [47] H. Wang, H. Yi, J. Peng, G. Wang, Y. Liu, H. Jiang, and W. Liu, "Deterministic and probabilistic forecasting of photovoltaic power based on deep convolutional neural network," *Energy conversion and management*, vol. 153, pp. 409–422, 2017.
- [48] A. Almalaq and G. Edwards, "A review of deep learning methods applied on load forecasting," in *2017 16th IEEE international conference on machine learning and applications (ICMLA)*. IEEE, 2017, pp. 511–516.
- [49] D. Zhang, X. Han, and C. Deng, "Review on the research and practice of deep learning and reinforcement learning in smart grids," *CSEE Journal of Power and Energy Systems*, vol. 4, no. 3, pp. 362–370, 2018.
- [50] N. Srivastava, G. Hinton, A. Krizhevsky, I. Sutskever, and R. Salakhutdinov, "Dropout: a simple way to prevent neural networks from overfitting," *The journal of machine learning research*, vol. 15, no. 1, pp. 1929–1958, 2014.
- [51] Y. Wang, Q. Chen, D. Gan, J. Yang, D. S. Kirschen, and C. Kang, "Deep learning-based socio-demographic information identification from smart meter data," *IEEE Transactions on Smart Grid*, vol. 10, no. 3, pp. 2593–2602, 2018.
- [52] O. Triebe, N. Laptev, and R. Rajagopal, "Ar-net: A simple auto-regressive neural network for time-series," *arXiv preprint arXiv:1911.12436*, 2019.
- [53] Y.-K. Wu, C.-R. Chen, and H. Abdul Rahman, "A novel hybrid model for short-term forecasting in pv power generation," *International Journal of Photoenergy*, vol. 2014, 2014.
- [54] K. Benmouiza and A. Cheknane, "Forecasting hourly global solar radiation using hybrid k-means and nonlinear autoregressive neural network models," *Energy Conversion and Management*, vol. 75, pp. 561–569, 2013.
- [55] H. Liu, H.-q. Tian, D.-f. Pan, and Y.-f. Li, "Forecasting models for wind speed using wavelet, wavelet packet, time series and artificial neural networks," *Applied Energy*, vol. 107, pp. 191–208, 2013.
- [56] R. Zhang, Z. Y. Dong, Y. Xu, K. Meng, and K. P. Wong, "Short-term load forecasting of australian national electricity market by an ensemble model of extreme learning machine," *IET Generation, Transmission & Distribution*, vol. 7, no. 4, pp. 391–397, 2013.
- [57] Y. Zhang, Y. Xu, and Z. Y. Dong, "Robust ensemble data analytics for incomplete pmu measurements-based power system stability assessment," *IEEE Transactions on Power Systems*, vol. 33, no. 1, pp. 1124–1126, 2017.
- [58] [Online]. Available: [https://en.wikipedia.org/wiki/Genetic\\_algorithm](https://en.wikipedia.org/wiki/Genetic_algorithm)
- [59] D. Kaur, G. S. Aujla, N. Kumar, A. Y. Zomaya, C. Perera, and R. Ranjan, "Tensor-based big data management scheme for dimensionality reduction in smart grid systems: Sdn perspective," *IEEE Transactions on Knowledge and Data Engineering*, vol. 30, no. 10, pp. 1985–1998, 2018.
- [60] W. Lee, K. Kim, J. Park, J. Kim, and Y. Kim, "Forecasting solar power using long-short term memory and convolutional neural networks," *IEEE Access*, vol. 6, pp. 73 068–73 080, 2018.
- [61] S. Motepe, A. N. Hasan, and R. Stopforth, "Improving load forecasting process for a power distribution network using hybrid ai and deep learning algorithms," *IEEE Access*, vol. 7, pp. 82 584–82 598, 2019.
- [62] Z. Zhu, D. Zhou, and Z. Fan, "Short term forecast of wind power generation based on svm with pattern matching," in *2016 IEEE International Energy Conference (ENERGYCON)*. IEEE, 2016, pp. 1–6.
- [63] Y. Wang, Q. Chen, C. Kang, Q. Xia, and M. Luo, "Sparse and redundant representation-based smart meter data compression and pattern extraction," *IEEE Transactions on Power Systems*, vol. 32, no. 3, pp. 2142–2151, 2016.
- [64] PJM Hourly Energy Consumption Data. [Online]. Available: <https://www.kaggle.com/robikscube/hourly-energy-consumption>



[65] Department of Industry, Science, Energy and Resources. [Online]. Available: <https://data.gov.au/data/dataset/electricity-consumption-benchmarks>