

Nudge: Accelerating Overdue Pull Requests Towards Completion

CHANDRA MADDILA, Microsoft Research
 SAI SURYA UPADRASTA, Microsoft Research
 CHETAN BANSAL, Microsoft Research
 NACHIAPPAN NAGAPPAN, Microsoft Research
 GEORGIOS GOUSIOS, Delft University of Technology
 ARIE van DEURSEN, Delft University of Technology

Pull requests are a key part of the collaborative software development and code review process today. However, pull requests can also slow down the software development process when the reviewer(s) or the author do not actively engage with the pull request. In this work, we design an end-to-end service, Nudge, for accelerating overdue pull requests towards completion by reminding the author or the reviewer(s) to engage with their overdue pull requests. First, we use models based on effort estimation and machine learning to predict the completion time for a given pull request. Second, we use activity detection to filter out pull requests that may be overdue, but for which sufficient action is taking place nonetheless. Lastly, we use actor identification to understand who the blocker of the pull request is and *nudge* the appropriate actor (author or reviewer(s)). We also conduct a correlation analysis to understand the statistical relationship between the pull request completion times and various pull request and developer related attributes. Nudge has been deployed on 147 repositories at Microsoft since 2019. We perform a large scale evaluation based on the implicit and explicit feedback we received from sending the Nudge notifications on 8,500 pull requests. We observe significant reduction in completion time, by over 60%, for pull requests which were *nudged* thus increasing the efficiency of the code review process and accelerating the pull request progression.

1 INTRODUCTION

With the adoption of collaborative software development platforms like GitHub and Azure DevOps, pull requests have become the standard mechanism for distributed code reviews. Pull request enable developers as automated agents to collaboratively review the code before it gets integrated into the mainline development. Once the reviewers have signed off, the changes can be merged with the main branch and deployed. Pull requests have recently become an active area of research in the software engineering community. Various aspects of the pull requests have been studied, such as the reviewer recommendation [4, 39], prioritization [33] and duplication [34]. Additionally, several bots and extensions have been built for platforms like GitHub and Azure DevOps to automate various software development workflows [15, 17].

While pull requests streamline the code review process significantly, they can also slow down the software development process. For instance, if the reviewers are overloaded and lose track of the pull request, it might not be reviewed in a timely manner. Similarly, if the pull request author is not actively working on the pull request and reacting to the reviewers' comments, the review process could be slowed down significantly. Hence, if the pull request's author and reviewers don't actively engage, the pull requests can remain open for a long time, slowing down the coding process and even causing side effects, such as merge conflicts, in some cases. Yu et al. [38] did a retrospective study of the factors impacting pull request completion times and found that the size

Authors' addresses: Chandra Maddila, Microsoft Research, Redmond, WA, USA, chmaddil@microsoft.com; Sai Surya Upadrastra, Microsoft Research, Bengaluru, India, upadrasasaisurya1@gmail.com; Chetan Bansal, Microsoft Research, Redmond, WA, USA, chetanb@microsoft.com; Nachiappan Nagappan, Microsoft Research, Redmond, WA, USA, nachin@microsoft.com; Georgios Gousios, Delft University of Technology, Delft, The Netherlands, g.gousios@tudelft.nl; Arie van Deursen, Delft University of Technology, Delft, The Netherlands, arie.vandeursen@tudelft.nl.

of the pull request and availability of CI pipeline have a major impact. Long lived feature branches can also cause several unintended consequences [3]. Some of the most common side effects caused by long-lived feature branches or pull requests are:

- They hinder communication. Pull requests that are open for longer periods of time hide a developer's work from the rest of their team. Making code changes and merging them quickly increases source code re-usability by making the functionality and optimizations built by a developer available to other developers.
- With thousands of developers working on the same codebase, in large organizations, the assumptions that a developer may make about the state of the code might not hold true, the longer they have their feature branches open. The developers become unaware of how their work affects others.
- They cause integration pain. When the code is merged more frequently to the main branch, the pain of integration happens at the beginning of the software development life cycle instead of the end. Integration testing can be done earlier, issues can be detected faster and bugs can be fixed at the earliest possible moment.
- They cause complex merge conflicts. Branches that stay diverged from the main branch for longer periods of time can cause complex merge conflicts that are hard to solve. Dias et al. [16] studied over 70,000 merge conflicts and found that code changes with long check-in time are more likely to result in merge conflicts.
- They prevent companies from delivering value to their customers quickly. Organizations can deliver more value to the customers by turning on new features or bug fixes that the customers would love to see in a company's products or services earlier if the code is merged faster.

In this work, we designed and deployed Nudge, a service for accelerating overdue pull requests towards completion. Nudge leverages effort estimation and activity detection to intelligently predict the completion time for a given pull request. Further, it analyzes the pull request state to determine the actor (i.e. pull request author or reviewer(s)) blocking the pull request from completion. Lastly, it notifies the identified actor by leveraging the comment functionality in pull request environment. To build Nudge, first we perform correlation analysis to analyze various factors related to the pull request, its author, its reviewers and even temporal factors which can impact the pull request completion time. Unlike Yu et al. [38], we only consider factors which are known at the time of the pull request creation. Next, we use effort estimation for predicting the pull request completion time at the time of pull request creation. Effort estimation models have been long studied in software engineering research. We build on the rich body of work in the effort estimation literature, to build a model for predicting the completion time of a pull request. Prior work [18] has also focused on effort estimation at the feature and project level, but not at the level of individual pull requests. We use several metrics from the defect prediction literature like code churn [25], reviewer information [21], and ownership information [18] to build our pull request lifetime prediction model.

While effort estimation models have been shown to be accurate [5], they cannot account for contextual and environmental factors such as work load of the pull request reviewer(s) or the author. Therefore to improve the notification precision, we implement activity detection which monitors any updates on the pull request, such as new commits or review comments, and adjust the notification accordingly. Lastly, to make the Nudge notifications actionable, we also implement actor identification which infers the actor (pull request author or specific reviewer(s)) who is blocking the pull request from completion. To summarize, in this paper, we make the following contributions:

- (1) A pull request level effort estimation model using various in-product and process metrics.

- (2) Nudge, which leverages the effort estimation model along with activity detection and actor identification to accelerate pull request completion.
- (3) Demonstrate that the Nudge system achieves a significant reduction in completion time, by over 60%, for pull requests which were nudged thus increasing the efficiency of the code review process and accelerating the pull request progression.
- (4) Demonstrate that the Nudge system is well received by the users, by presenting the results of the quantitative and qualitative analyses from deploying Nudge to over 147 repositories at Microsoft since 2019.
- (5) Demonstrate that the contributions of the newly added components of the Nudge system (activity detection and actor identification) have a significant role to play in decreasing the pull request completion time and increasing the favorability towards the Nudge system.

This paper extends our prior publication [22], which focused on pull request completion time detection. New materials with respect to the conference version include:

- *Activity detection*: Motivated by the user feedback we received from the prior deployment of the Nudge service at Microsoft, we have implemented activity detection (Section 4.2) on top of the effort estimation model to improve the notification accuracy. Previously, we had heard from multiple users about being reminded about a pull request even when it was being actively worked on or reviewed.
- *Actor identification*: Another major feedback we had received was about making the notifications actionable. Since the pull request could be delayed because of different factors, it is important to highlight the root cause in the Nudge notification. So, we have implemented actor identification to attribute the delay in pull request completion to make it more actionable (Section 4.3).
- We provide details about the implementation in Section 5 and additional details about related work in Section 8.
- We perform a large-scale deployment and user study at Microsoft to evaluate the efficacy of the Nudge system and compare it with the previous version (Sections 6 and 7).

2 NUDGE SYSTEM DESIGN

The side effects manifested by pull requests that are open for longer period of times, are prevalent in large organizations like Microsoft, as well as in large open source projects. Because of that, there has been a demand inside such organizations for a service that can help engineering teams alleviate the problems induced by long running pull requests. We designed the Nudge system to address this problem and operationalized it across 147 repositories. We then performed a large scale testing/validation of the effectiveness of the Nudge system by analyzing various metrics and collecting user feedback. In this section, we describe the design of the Nudge system in detail.

2.1 Design Overview

The Nudge system consists of three main components: A machine learning based effort estimation model that predicts the lifetime of a given pull request, an activity detection module, and a dependency determination module.

2.1.1 Prediction model. The Nudge system leverages a prediction model to determine the lifetime for every pull request. The model is a linear regression model and the features of the pull request that are used to train the model are explained in section 3.1. We performed the regression analysis to understand the weights of each of the features and how they impact the ability of the model to accurately predict the lifetime for a given pull request. We take a subset of the pull request features that have the highest correlation (both in positive and negative direction) to build the

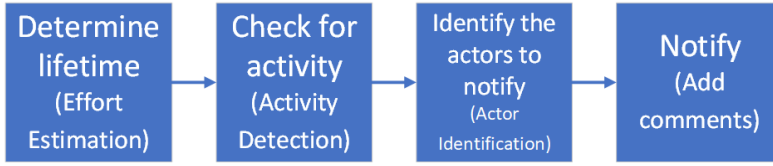


Fig. 1. Nudge Workflow

Nudge prediction model. We use historic pull request data to extract the features and the dependant variable (pull request lifetime) and train the regression model on the data.

For the repositories where we have enough training data, i.e., at least thousands of data points (or pull requests) we train a repository-specific model. If the repository is small or new and it does not have many pull requests that are completed, we use a global model that is trained on all the repositories' data. Once the repository matures and records enough activity, we train a repository specific model and deploy it. The models are refreshed, through an offline process, periodically, to adjust themselves to the changes in feature weights.

2.1.2 Activity Detection. The role of the activity detection module is to help the Nudge system understand if there has been any activity performed by the author or the reviewer of the pull request off late. This helps the Nudge system to not send a notification, even though the lifetime of the pull request has exceeded its predicted lifetime (by the prediction model). This module helps as a gatekeeper which gives the Nudge system a 'go' or 'no go' by observing various signals in the pull request environment.

2.1.3 Dependency Determination. The primary goal of this module is to determine the blocker of the change (author or the reviewer) and engage them in the notification, by explicitly mentioning them. This module comes into action once the pull request meets the criteria set by the prediction module and the Activity Detection modules. Once the Nudge system is ready to send the notification, the dependency determination module provides information to the Nudge notification system to direct the notification towards the change blocker.

2.2 Nudge Workflow

We provide an overview of the Nudge system's workflow in this section. In section 5, we explain the details of how different modules of the Nudge system are stitched together to make the Nudge system work in large scale software development environments.

Figure 1 explains the overview of the Nudge system's workflow. It consists of 4 steps:

- (1) Nudge service's workflow starts with calculating the effort needed for a pull request using effort estimation models. When the batch job is triggered, it first scans all the active pull requests and runs effort estimation model (described in Section 2) to determine the lifetime of a pull request and save it to the back end SQL database. The batch job is triggered for every six hours.
- (2) Once a pull request's lifetime or age crosses the estimated effort, the next module i.e., activity detection, is activated which checks for any activity in the pull request environment. If there is an activity, the workflow is terminated.
- (3) Once the activity detection algorithm determines that there is no activity, the dependency determination algorithm kicks in which determines the change blockers and dependant actors who should take appropriate actions to facilitate the movement of the pull requests.

- (4) Finally, notifications are sent to the list of actors (which is enumerated in the previous step) in the form of pull request review comments and email based notifications.

2.3 Design Challenges

We are posed with several challenges, due to the nature of the solution and the scale, while designing Nudge and we listed some of them below:

Feature extraction: Nudge's machine learning model extract features for a given pull request by looking at various aspects of the pull request. Some features are easy to extract and are readily available in the pull request. For example, day of the week or size of the description etc. There is a different class of features which can be computed based on the information available in the pull request. An example is whether the pull request is a new feature or a bug fix. For this, we just need to run the heuristics algorithm to classify the pull requests. But, some features are extremely hard to calculate, average lifetime of the pull requests created by an author or the average lifetime of the pull requests which edit a specific path in the source code. This requires mining historic data and calculating features' value on the fly. Therefore, we had to make careful design choice on how to extract these features and whether to pre-compute some of these features while we are ingesting the data about the pull requests itself.

Scale: Nudge, primarily, has two scale challenges it has to deal with. The first is conducting feature extraction, training and re-training at scale. The second challenge is inference and sending notifications on live pull requests. To deal with the first problem, we adopted a strategy to train the model by pre-computing some of the features beforehand, when the data is ingested itself. That helped reducing the overall training process, which includes the feature extraction. The second strategy we adopted is to not train and build repository-specific models if there are not enough training data or pull requests. While this is primarily helps us in increasing the model's accuracy and efficiency, it also has an auxiliary side effect of reducing the load on the training and retraining pipeline.

Presentation of notification: We experimented with several version of the notifications. Very verbose ones which explains what features the model looks at, what is the estimated lifetime for the pull request, why we are nudging at given point of time. A less verbose version just says 'This pull request has been open since N days. Please take appropriate action.'. We also experimented with the format and icon and color etc. We experimented with the different designs of the notification by letting real users try them. This careful experimentation and design selection process helped us come up with the best possible notification that is liked and approved by the end users.

Feedback collection: Once we devised a strategy to collect the feedback i.e., what and how to collect, we had to come up with a design to automate the feedback collection process at scale as going to each pull request and manually documenting feedback is extremely inefficient. We built a feedback collection pipeline that scrapes the feedback (both thumbs up/down feedback and the verbatim left by the customers) in an automated fashion per repository. We also built an internal reporting tool or dashboard that displays the feedback, which is captured by the automation pipeline, and is refreshed automatically when the numbers are updated. We built this for each repository and at global or aggregate level too.

3 PULL REQUEST LIFETIME PREDICTION

To be able to 'nudge' developers on overdue pull requests, the Nudge algorithm first of all needs to determine the expected lifetime of the pull request. In this section, we explain the details about how the data needed to train the lifetime prediction models at pull request level is mined and how the model is developed, validated and deployed. We can broadly classify this activity into 4 steps:

- (1) Leveraging the rich history of prior work done in the Effort Estimation and Mining Software Repositories community to determine the factors that impact pull request acceptance and defect prediction [10, 11, 13, 38], we identify a set of attributes that needs to be mined for pull requests.
- (2) Collect data for these selected attributes on multiple repositories, as well as the actual pull request life time data, to establish a training data set.
- (3) Use the training data set collected in Step 2 to build a Pull Request lifetime prediction model and evaluate the performance of the model.

3.1 Correlation Analysis

We performed correlation analysis to understand the factors that are associated with the lifetime of pull requests and the magnitude of the association. We collected 22,875 completed pull requests from 10 different repositories at Microsoft. These repositories host the source code of various medium and large scale services with hundreds to thousands of developers working in those repositories.

We formulated this as a linear regression problem where we define a dependent variable (pull request lifetime) and a set of independent variables (the twenty eight features listed in Table 1). We then used a gradient boosting regression algorithm to perform the regression analysis and calculate coefficients (listed in Table 1). More details about dependant and the independent variables are listed below:

- (1) **Dependant variable** The dependant variable in our experiment is the pull request completion time, i.e., the time interval between pull request creation and closing date, in hours. In case of re-opened pull requests, we only consider the date when they are first closed.
- (2) **Features** We computed various pull request related, author related, process related and churn related features. Table 1 lists all the features that are used in our correlation analysis. Correlations of these features to pull request completion time is explained in Table 1.

Feature Description	Type	Correlation score
The day of the week when the pull request was created	Categorical	0.163
The average time for pull request completion by the developer who initiated it	Continuous	0.159
Total number of required reviewers on the current pull request	Discrete	0.131
Is .csproj file being modified?	Categorical (Binary)	0.103
The average time for completion for the pull requests which have the same project paths changed	Continuous	0.089
Total number of distinct file types that are being modified	Discrete	0.084
The word count of the textual description of the pull request	Discrete	0.072
Is the pull request modifying any config. files or settings	Categorical (Binary)	0.059
Number of active pull requests in the repository	Discrete	0.058

Churned LOC per class	Discrete	0.055
Total churn in the pull request	Discrete	0.039
Number of methods being churned	Discrete	0.037
Is this pull request introducing a new feature?	Categorical (Binary)	0.033
Number of lines changed	Discrete	0.031
Number of distinct paths that are being touched in the current change	Discrete	0.031
Number of conditional statements being touched	Discrete	0.029
Number of loops being touched	Discrete	0.028
Number of classes being added/modified/deleted	Discrete	0.021
Is the PR doing any refactoring of existing code?	Categorical (Binary)	0.021
Number of references or dependencies (on other libraries / projects) being changed	Discrete	0.017
Number of files that are being modified in pull request	Discrete	0.016
Is the pull request making any merge changes like forward or reverse integration (FIs / RIs)	Categorical (Binary)	0.008
Is the pull request deprecating any old code?	Categorical (Binary)	-0.001
The word count of the textual title of the pull request	Discrete	-0.001
Whether the pull request is created during business hours or off hours?	Categorical (Binary)	-0.019
Is the pull request fixing bugs?	Categorical (Binary)	-0.028
Time spent by the developer in the current team.	Continuous	-0.031
Time since the first activity in the repository by the pull request author	Continuous	-0.046
Time spent by the developer at Microsoft	Continuous	-0.056

Table 1. Feature description and the correlation between features and the pull request lifetime (sorted in the descending order of correlation)

The four features that contribute most to a pull request’s life time include:

- (1) **Day of the week:** This is the day of the week on which the pull request is created. We represent Sunday with 0 and Saturday with 6. A strong positive correlation with this metric indicates that pull request created later in the week are taking longer time to complete. It is intuitive that pull requests created toward the end of the week, or over the weekend, stay idle for couple of days. Optimistically, reviewers start to act on them on Monday. The Nudge model captures the time lost during the weekend (as part of the dependant variable) to adjust the parameters in accordance with the day the pull request is created.
- (2) **Average age of pull requests created by the author** This captures how quickly a specific Author’s pull requests were moving, historically. If a developer is junior or new to a particular

repository or project, they tend to take more time to learn the processes followed in the repository. Their changes might be subjected to more thorough reviews and testing which potentially delays progression of their pull requests. Over time these developers become better at completing their pull requests.

- (3) **Number of reviewers of the pull request** If more people are actively reviewing a pull request and are engaged with it, more comments and questions are raised. Some teams in Microsoft have policies that mandate the comments to be closed before completing pull requests. So, the pull request author has to go through the review comments manually and either agree and resolve them or disagree with them.
- (4) **Is a .csproj file being edited** A .csproj file in C# is a project configuration file which tracks files in the current project/solution, external package dependencies and their versions, inter dependencies among different projects in a solution etc. Any modifications to these files indicate a major activity or structural change in the project. That includes adding or deleting files, modifying external dependencies or DLLs, bumping up the versions of the dependent libraries or packages.

The four features that help to reduce the lifetime of a pull request include:

- (1) **Is the PR a Bug fix?** In large scale cloud service development environments at Microsoft, fixing critical bugs or showstoppers are prioritized. Incident management processes helps in expediting such bug fixes which results in faster completion of pull requests that are fixing critical bugs.
- (2) **Age of the pull request author in the team** This feature captures how familiar a developer is with the current team, its processes, people, and the product or service the team is working on. More time a developer spends in a team, less difficulty they will experience in pushing their change through.
- (3) **Age of the PR author in the repository** - This helps capturing the familiarity of a developer with the repository in which he/she is making changes and the build, deployment processes of that repository. Though this may sound similar to the "Age of the developer in current team", this varies a lot with the heterogeneous teams which work on multiple services (especially, micro services) and different members of the same team are mostly making changes that are very specific to the repositories they are actively engaged in. Our correlation analysis has shown that more familiar a developer is with a specific repository, less time it takes for him/her to merge their changes made in that repository.
- (4) **Age of the PR author in Microsoft** - This helps capturing the seniority of a developer. Intuitively, senior people who has more experience tend to make less mistakes and doesn't experience push back on their changes. A negative correlation here is indicating that if someone has more experience, less time it takes them to merge their changes.

3.2 Prediction Model

We formulated the task of predicting the lifetime of a pull request as a regression problem. We then performed an offline analysis and evaluation with multiple popular regression algorithms like Least Squares linear regression, Bayesian Ridge regression and Gradient boosting. To compare the regression algorithms, we used two standard metrics: MAE (Mean Absolute Error), and MRE (Mean Relative Error). These metrics are widely used for understanding the performance of regression tasks. We decided adopt gradient boosting as it has better accuracy with respect to both MAE and MRE. The comparative analysis of the three algorithms, evaluated against MAE and MRE is shown in Table 2. A detailed discussion on prediction accuracy and it's significance, in the context of the application we are building, is presented in Section 7

Table 2. Comparison of different prediction models

Algorithm	MAE (in hours)	MRE
Least squares	44.32	0.68
Bayesian Ridge	46.35	0.71
Gradient Boosting	32.59	0.58

We are not using the prediction outcome, which is pull request lifetime, for performing a traditional effort estimation task, which is fed into project planning or budgeting, etc. In case of the Nudge system, the primary purpose of the model is to approximate the opportune moment to send a reminder. Therefore, the Nudge system exhibits more tolerance towards the prediction error.

For training and evaluation, we used the Scikit-learn 0.20.0 package for Python 3.7.1. We used a standard 10-fold cross-validation as follows:

- (1) Separate the data set into 10 partitions randomly
- (2) Use one partition as the test data and the other nine partitions as the training data
- (3) Repeat Step-2 with a different partition than the test data until all data have a prediction result
- (4) Compute the evaluation results through comparison between the predicted values and the actual values of the data.

4 PULL REQUEST STATUS DETERMINATION

4.1 Pull request state transition

A pull request, during its lifetime, transitions through multiple states: Draft, Active, Waiting for Author, Approved, Rejected, Merged, Abandoned. Actors that participate in the code review process are responsible for transitioning the pull request from one state to the other. Figure 2 shows the state transition diagram of a pull request.

- **Draft** A pull request is in draft state when the author of the pull request is still making changes and has not been opened it for code reviews yet.
- **Active** A pull request reaches active state once it is published by the author of the pull request. Reviewers are assigned and the pull request is open for code reviews in this state.
- **Waiting for author** A pull request is in waiting for author state when the reviewer leaves review comments and expect the author to address them.
- **Approved** A pull request reaches approved state when the reviewer is satisfied with the code changes in the pull request and approved it to be merged with the main branch.
- **Rejected** A pull request is sent into rejected state when the reviewers are not satisfied with the code changes and reject the pull request.
- **Completed** A pull request is completed when the reviewers signed off on the pull request and the author merged the code into the main branch.
- **Abandoned** A pull request gets abandoned when the author of the pull request decides to not pursue the code changes further.

It is typical for a pull request to keep transitioning from one state to another before it reaches a terminal state (Merged or Abandoned). The state changes are usually triggered by the author or the reviewers of the pull request.

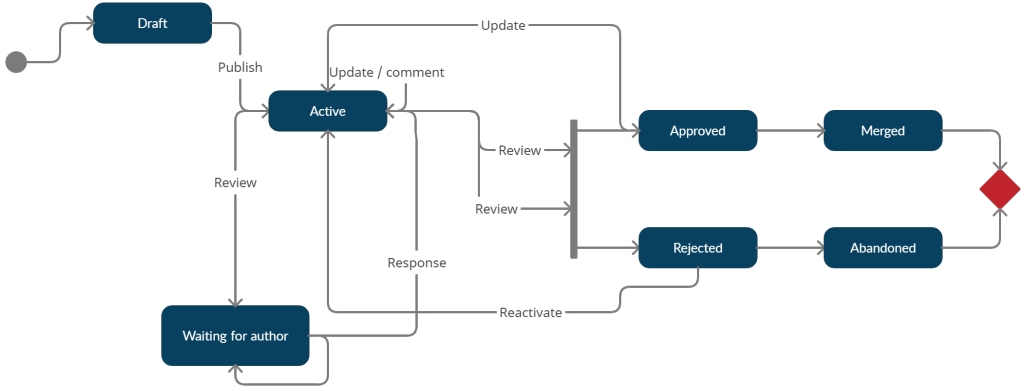


Fig. 2. Pull request state diagram

4.2 Activity detection

With a mechanism in place to predict the lifetime of a pull request, the next step is assessing whether there has been any activity or state changes that are taking place in a pull request. It is important for a notification system to determine the opportune moment to send a notification. It is equally important to understand when *not* to send a notification.

Using an earlier version of Nudge, we conducted a quantitative study to understand the impact of not reacting to the activity in a pull request while sending notifications. We found, through manual inspection, that 86 out of 119 Nudge comments that are resolved negatively were due to the fact that Nudge did not honor the recent pull request activity. Later, we talked to some of the developers who were either authoring or reviewing those pull requests. The majority of them did not like the Nudge notifications because they recently interacted with the pull request.

Pull request in large organizations can get complex with multiple actors performing different activities through various collaboration points. These actors can be human or non-human (bots/automation tools). Furthermore, the activity can originate from different collaboration points like commenting, reviewing, changing the state of the pull request, etc. Therefore, to determine the activity that happens in a pull request, we should first understand various collaboration or interaction points that are offered by pull request environment.

The specific action points may vary depending on the provider of the source control system (GitHub, Azure DevOps, GitLab etc). However, conceptually the collaboration points / concepts remain similar. In the context of this work, we focus on Azure DevOps, the source control system used by Microsoft's developers and offered by Microsoft to third party customers. We track the activities performed through these collaboration points to determine the existence of activity in pull requests and decide whether a Nudge notification should be sent. The activities are explained below:

State changes: A pull request will be in 'Active' or 'Draft' state upon creation. Based on the feedback from the reviewers, the pull request can be sent into states like, 'Approved', 'Rejected', 'Waiting for author', 'Completed', or 'Abandoned'. A state change in a pull request strongly indicates that one of the actors (Author/Reviewers) has recently acted on the pull request.

Comments: Once the pull request is submitted for review, reviewers can add comments to recommend changes or seek clarification on a specific code change etc. Authors of the pull request

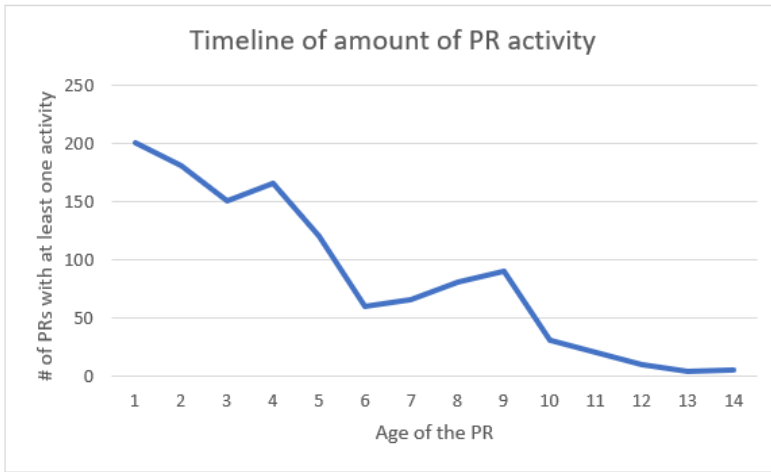


Fig. 3. Change in PR activity with age of the PR (in days)

can also reply to the comment thread that is started by the reviewers if they have any follow up questions. In addition to placing the comments and replying to them, the actors can also change the status of the comments. Typical statuses are: 'Active' which means the comment has just been placed, 'Resolved' which means the comment has been resolved by the author of the pull request by making the changes prescribed by the reviewers, 'Won't fix' which means the author would like to discard the review recommendation without addressing it, and, 'Closed' which means the comment thread is going to be closed as there are no more follow up action items or discussions needed.

Updates: After a pull request has been created, authors can keep pushing new updates in the form of commits. These commits are changes that authors are making in response to review recommendations or improvements the authors themselves decided to push into the pull request. Under some special circumstances someone other than the author or the reviewer can also push new updates into a pull request but that is a rare occurrence. New updates or iterations are a very strong indicator that the author is making progress on the pull request.

Once the collaboration points and activities are identified, as explained above, we selected a random sample of 200 pull requests from 20 repositories ranging from medium to large to very large in size. These repositories are the ones which experience continuous development activity, in them, in the last one year, i.e., new pull requests are created, commits are pushed, review comments are added and pull requests are closed on a daily basis. We performed a retrospective analysis to understand how the magnitude of activity in pull requests changes overtime, with the age or lifetime of the pull request.

As shown in Figure 3, pull requests experience more activity in the beginning (when their age is a couple of days) and slowly the activity reduces followed by a slight increase before the pull request gets completed. This is because some of these pull requests are getting closed gradually as time progresses. Even if they are not closed, the essential activities like reviewing, commenting, etc. would get completed after sometime. Therefore, the trend of the activity is clearly reducing.

This indicates that activity patterns are not always monotonic or linear in nature but have some spiky behavior which can be explained by various factors like developer schedules, day of the week,

Table 3. Classes that explains change blockers and responsible actors

State	Class	Awaiting on actor	# of PRs
Waiting	Review comments are not addressed	Author	34
Waiting	PR Author has pending action items	Author	47
Approved	PR is approved but author is not merging it	Author	49
Active	Review has not been started yet	Reviewer	51
Active	Review comments are addressed but reviewers has not approved yet	Reviewer	19

holidays, urgency of the pull requests and the behavioral aspects of the developers and reviewers themselves.

Nudge typically sends a notification once the lifetime of a pull request crosses the predicted lifetime (as predicted by the lifetime prediction model). However, it waits at least 24 hours before sending a notification, if there has been any activity or state transitions observed. Based on a user study described in Section 7, we find that activity detection improves user experience, reduces false alarms and thus increases the usefulness of the Nudge service.

4.3 Actor Identification

In a pull request, there are different actors involved that can influence the outcome i.e., approved or rejected or abandoned etc. and the speed with which a pull request progresses. Below is the list of such actors and a brief description about their roles:

Authors Authors of the pull request are the ones who creates a pull request in first place. They send the pull request for review and keep working on the pull request by reacting to the review comments by pushing new changes (in the form of commits or iterations). Once all the reviewers are satisfied, they take the final decision to merge or not merge a change. They have a significant influence on the pace of the pull request. If they react to the review comments quickly and resolve them, pull request will have a better chance of making progress quickly.

Reviewers Reviewers are added by the authors or any other automation tools (based on certain conditions) to pull requests. Reviewers can be individuals in the same team or people with more experience and expertise with the area of source code that is being changed or groups which are a collection of individual reviewers. When a pull request is submitted for a review, reviewers can either approve or reject or make suggestions which needs to be acted upon by the author of the change and resolve the comments made by the reviewers. By virtue of their role, reviewers can significantly impact the outcome of the review and the velocity of the pull request.

Non-human actors With the increased use of bots and automation tools, there are lot of non-human actors that play a vital role in determining the velocity with which change progression

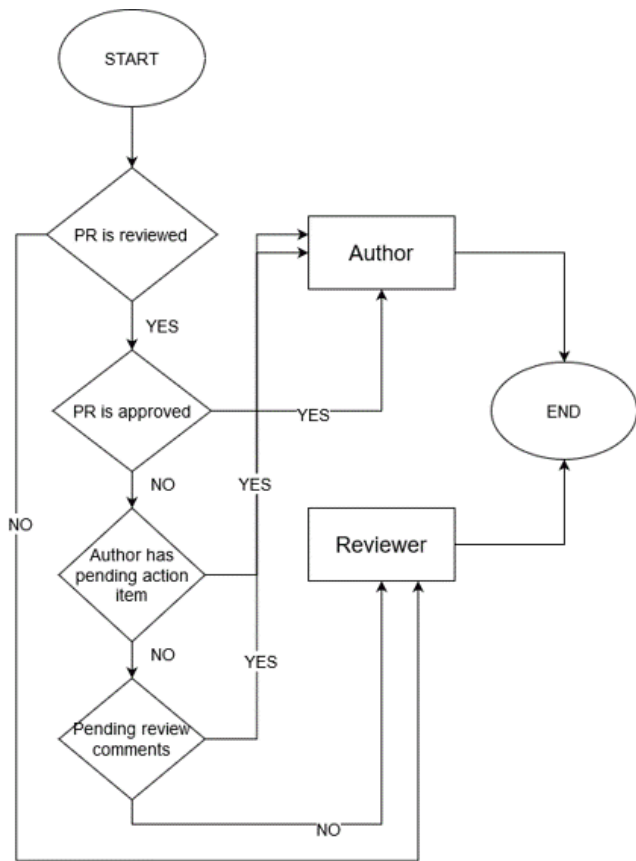


Fig. 4. Flowchart to determine the change blockers for active pull requests

happens. Tools that enforce security & compliance policies, bots that enforces styling guidelines, ensures dependencies are not broken etc are some of the examples.

We focus on understanding the human change blockers i.e., authors and reviewers, and the extent to which they influence the change progression. We collected 200 pull requests from 20 medium to large to very large repositories and manually analyzed them to understand on whom they were waiting before they were completed. These are pull requests whose age is at least 14 days and have not been completed yet. We find there are 5 mutually exclusive classes that explain the cases in which a pull request is awaiting completion. Table 3 lists the classes and who is the actor that is responsible and the number of pull requests that fall under each class. 70 pull requests (out of 200) are blocked by the reviewers while remaining 130 are awaiting on the author to make progress.

Encouraged by the findings, we devised an algorithm that helps determine the actor that needs to be notified to make progress on a given pull request. The flow chart shown in Figure 4 explains the control flow and how the actors that are responsible for making progress on the change are determined.

The algorithm has to evaluate various decision points along the way to determine the blockers of the change. These decision points represent different states that a pull request or review or review

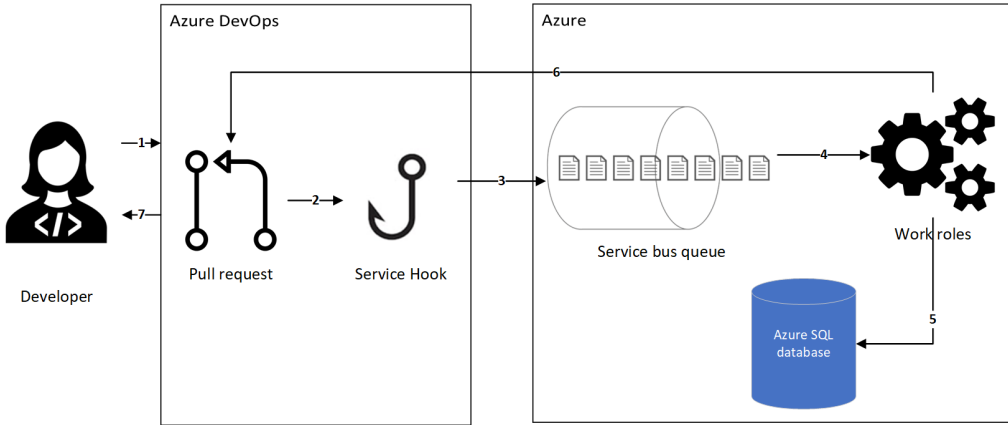


Fig. 5. Nudge Architecture

comments in the pull request take during the lifetime of a pull request. Some of the decision points are explained below.

PR is approved A pull request is approved when the reviewers are satisfied with the changes and have no more comments or concerns about the change.

Author has pending action items This condition is met when the reviewer does not want to approve the changes, and ask the author to review the comments left by the reviewer.

Unresolved review comments In this case, reviewer has left comments seeking some clarity or proposing recommendations. Author is responsible to address the review comments. Authors typically will have two choices: If they agree with the review comment, they can resolve it or if they disagree, they can mark it as 'won't fix'. In either cases authors has to address the comments and unblock the change progression.

In remaining cases, reviewers has to act on the pull request to unblock the change. They are,

Review has not started Upon creating the pull request. authors typically add the reviewers that they would like to get a review from for the specific change. The reviewers are supposed to act on it and provide their comments. If the reviewers are not acting on the pull request after requesting a review the onus is going to be on the reviewers to act on the pull request and unblock it.

Review comments are addressed Once the reviewer has provided their review, author will act on it and resolve/won't fix the comments by making any changes as necessary. Then the responsibility shifts back to the reviewer to re-verify the changes and provide sign-off. If that is not happening, reviewers are held accountable and should be notified to unblock the change.

5 IMPLEMENTATION

In this section we present the details about how the Nudge Service is implemented. We first discuss Azure DevOps, a GIT based DevOps solution offered by Microsoft, which we used to deploy Nudge as an extension. Further, we describe major constructs of the Nudge Service: 1) Nudge service's workflow 2) Detecting activity 3) Identifying actors 4) Notifying developers. Figure 5 shows the service architecture and gives an overview of various components involved. Listed below are the seven steps (the numbered arrows in the figure) that explain the high level architecture and interaction between various components in the Nudge system.

- (1) A developer creates a pull request or updates an existing pull request by pushing a new commit or iteration into it.
- (2) A pull request creation or update event is triggered through the service hook.
- (3) A new message will be sent and queued in Azure service bus.
- (4) An Azure worker picks up all the new messages on a first come first serve (FCFS) basis.
- (5) The workers run effort estimation, activity detection, and actor identification, storing the results in a database
- (6) Based on the outcome of step-5, if the Nudge system decides to send a notification, the worker sends a notification using Azure DevOps APIs in the form of pull request comments.
- (7) A notification email is sent to the developer.

Additionally, if the criteria to send a notification are not met for a given pull request, the Nudge system will check again in six hours, through an Azure batch job, to determine if it can send a notification. The Nudge service keeps doing that, for every six hours, until the pull request is abandoned or completed.

5.1 Azure DevOps

Azure DevOps is a DevOps platform providing GIT based VCS (version control system). In addition to repositories, it also offers planning tools such as work item and bug report management, and facilitates code review management. It also has features such as build and release management to facilitate continuous integration and deployment (CI / CD). The Nudge service is deployed as an extension of Azure DevOps because of the rich collaboration features offered by Azure DevOps. Below are the details about some of the key features that Azure DevOps offers that helped materializing Nudge service:

- (1) **Collaboration points:** Azure DevOps offers a rich set of collaboration points through which third party services or extensions can interact with pull requests in Azure DevOps. The collaboration points allow services to add comments on pull requests, add labels to the pull requests, add or remove reviewers.
- (2) **Service hooks:** Azure DevOps offers service hooks which help any third party service to listen to the events that are happening inside the pull request environment. Events can be pull request creation events that fire an event through service hooks when a pull request is created or pull request update events that are fired when the pull request experiences any updates such as pushing new commits or iterations.
- (3) **APIs** - Azure DevOps exposes a rich set of REST APIs [1] that helps third party services to access information about various artifacts in the Azure DevOps environment. These APIs can be called through a REST client and return metadata about the pull requests (Id, title, author, reviewer information, comments, labels, status, commits that are included in the pull request), commits (title, files changed in a commit), build and release (status, test outcomes, deployment outcomes).
- (4) **Votes** - Azure DevOps uses a voting mechanism to capture the actions performed by the reviewers on a pull request. A vote on a pull request can have values: 10 - approved, 5 - approved with suggestions, 0 - no vote, -5 - waiting for author, -10 - rejected.

5.2 Activity detection

We use Azure DevOps's REST APIs [1] extensively to collect data that is required to understand if there has been any activity in a pull request. We gather data about various actions or activities that happen inside a pull request (as explained in section 4.2) to determine if there has been any activity.

- **Commit activity** We use Azure DevOps's `GetPullRequestIterationsAsync` API which provides details about all the commits that are ever pushed into a pull request. We first get a list of all the commits that are pushed using the `GetPullRequestIterationsAsync` API and then take the timestamp of the latest iteration as the latest commit timestamp of a pull request.
- **Comment activity** To determine whether there has been any commenting activity like adding new comments or replying to existing comments, we use Azure DevOps's `GetThreadsAsync` API. This API returns all the comments that are ever placed in a pull request in the form of threads. We check if any new threads are created or any new comments are placed in an existing thread. We take the maximum of both of them to determine the latest comment activity that has happened in a pull request. While doing this we exclude any comments that are placed by system accounts or non-human actors.
- **State changes in pull requests** Changes in pull request state is another important signal that helps determining activity in a given pull request. Unfortunately, there is no direct way of determining state changes in pull requests. We use Azure DevOps's `GetThreadsAsync` API to collect all the comments placed in a pull request. Comments whose content property contains the word "voted" indicates that a state change has happened. We use that to determine when was the last time a pull request's state has changed.

Nudge sends a notification once the lifetime of a pull request crosses the predicted lifetime (as predicted by the lifetime prediction model). However, it waits at least 24 hours before sending a notification, if there has been any activity observed.

5.3 Actor identification

We rely on Azure DevOps's REST APIs to collect data for identifying the actors. As explained in section 4.3, we need to understand these three primary constructs to identify actors:

- (1) **Is pull request waiting on the Author?** To determine if pull request's author has any pending action items, we check if the state of the pull request is set to 'Waiting on Author'. We use Azure DevOps's `GetPullRequestReviewersAsync` API to get the votes of all the reviewers.
- (2) **Check for existence of unresolved comments** Understanding the existence of unresolved comments is important to understand if the blocker of the pull request is the author or the reviewer. We use Azure DevOps's `GetThreadsAsync` API to get all the threads and then we check for existence of threads with statuses 'Active' or 'Pending'. Presence of threads with any of these two statuses indicates that there are unresolved comments
- (3) **Enumerate the list of change blockers** We first use the `GetPullRequestReviewersAsync` API offered by Azure DevOps to query the list of reviewers on a given pull request. We then use `GetThreadsAsync` API to determine the list of all the reviewers who commented on the pull request at least once and whose comments are resolved by the author of the pull request. We prepare two lists: commented reviewers and all reviewers and choose one of them to use based on the state of the pull request. If there are no reviews on a pull request, we send notifications to the reviewers in the 'all reviewers' list. If there has been review activity (placing comments on the pull request by a reviewer), we prioritize notifications to the reviewers in the commented reviewers list.

Figure 6 shows the screenshot of the Nudge notification. An interesting thing to note is that the dependant actor (in this case the reviewer but not the author) is being '@ mentioned' in the notification. This triggers a separate email to the reviewer of this pull request asking them to unblock the pull request. As we can notice, the pull request was created and had been waiting for the reviewer's approval for four days. After the Nudge service tagged the reviewer and pushed

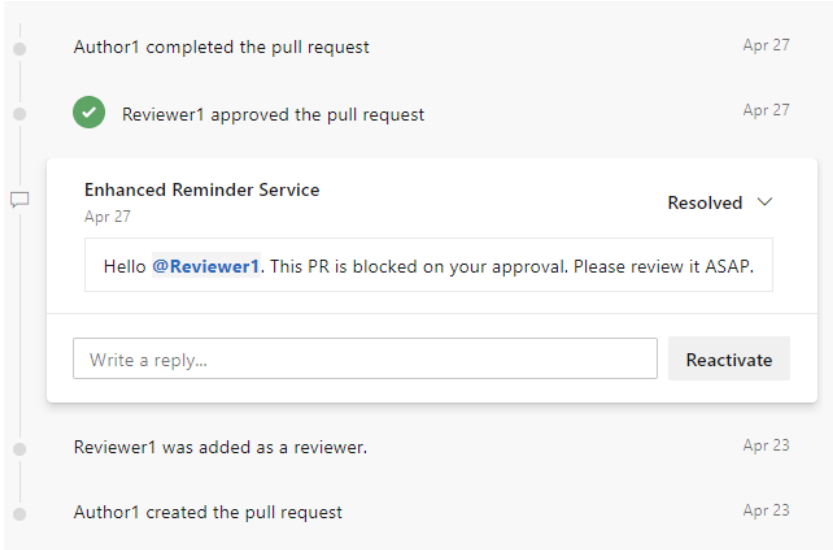


Fig. 6. Nudge notification

them to act on the pull request, the reviewer has approved it and the pull request got completed on the same day.

6 USER STUDY

In this section, we describe the experiments we conducted to assess the value of a pull request level effort estimation system, the value of a system like Nudge that leverages the effort estimation models to notify developers about their overdue pull requests and the impact Nudge has on large development teams and organizations. We propose three research questions:

- **RQ1** What is the accuracy of effort estimation models in predicting the lifetime of pull requests?
- **RQ2** What is the impact of Nudge service on completion times of pull requests?
- **RQ3** What are developers' perceptions about the usefulness of the Nudge service?

6.1 Data collection and methodology

We obtained data from the large scale deployment of the Nudge service for 9 months on 147 repositories in Microsoft. These repositories are owned by various product and service teams and they are of different sizes, geographies and products. Nudge has made notifications on 8,500 pull requests till now. First we discuss the results from an experiment we conducted on the first version (v1) of the Nudge service (without activity detection and actor identification). Later we present the analysis of metrics collected from the deployment of enhanced version of the service specifically focusing on how the enhancements helped increasing the positive feedback and customer satisfaction.

For RQ1, we collect data from pull requests that are completed, from historic pull request data. It is important to collect data for completed pull requests as we need the start and end timestamps to help us calculate the lifetime for each pull request and construct our ground truth data set. We collected 2,875 pull requests from 10 different repositories that are merged and completed. These repositories host the source code of various services with the number of developers ranging from

a few hundred to a few thousand contributing to those repositories. This data set is independent from the data used to train the model (as explained in Section 3.2)

For RQ2, we collect data from the 147 repositories on which we operationalized Nudge. We collect data about how the lifetime of pull requests is varying between pull requests which received a Nudge notification and pull requests that did not. We also collect data about how long each pull request takes after a Nudge notification takes before the author either completes or abandons the pull request.

For RQ3, we collect data through our automated pipeline that actively tracks every single inline reply that is posted by the developers in response to Nudge notification and whether they positively or negatively resolved a comment. We do this for all the 8,500 pull requests on which we made notifications.

6.2 Study participants

There is no selection methodology or algorithm that is used to pick the pull requests for which we sent notifications or notifications, through Nudge service. Notifications are sent when a pull request meets the criteria needed to be nudged, as imposed by the Nudge model and algorithm. All the developers on whose pull requests a Nudge notification is sent are given equal opportunity to provide feedback i.e., either to positively or negatively resolve the comment or to provide anecdotal feedback by replying inline to the Nudge notification. An important point to note is, that the majority of the repositories on which Nudge is operationalized are organizationally away from the developers of the Nudge service. The notifications did not reveal the names or identities of the developers of the Nudge service to avoid response bias [14].

7 RESULTS

7.1 RQ1: What is the accuracy of effort estimation models in predicting the lifetime of pull requests?

To answer this research question, we generate metrics and charts that explain how accurate our prediction model is. We also list the anecdotes that received from developers about the accuracy of the prediction model. To get qualitative feedback, we randomly select pull requests on which we are about to send a Nudge notification and add more details in the notification comment. These are details like Nudge model's predicted lifetime for a given pull request, how long the pull request has been open for past the estimated lifetime by the Nudge model. Figure 7 shows the details about the predicted lifetime of a sample pull request, as predicted by the Nudge model, and the reason for sending the notification at a given point of time.

Model Evaluation. We evaluated our prediction model against standard metrics: Mean Absolute Error (MAE) and Mean Relative Error (MRE). For the pull request level effort estimation model, the MAE is 32.60 hours and MRE is 0.58.

To put these numbers in perspective, we have done an experiment by considering mean lifetime of our training data as the predicted lifetime of every pull request in our testing data. Our random model's MAE is 36.43 hours and MRE is 0.68. This means our trained model is 11.8% better in terms of MAE and 17.7% better in terms of MRE compared to the random model.

To understand if a MAE of 32.60 hours is reasonable, we discuss a few important metrics of the data on which we are training and doing inference against. The data set we are dealing with has a mean pull request Lifetime of 107.63 hours, the earliest a pull request is completed is in 24 hours (minimum), and the longest pull request is completed in 336 hours (maximum). Basically, we have a prediction MAE of 32.60 for data points (pull requests) ranging from 24 hours to 336 hours. Figure 8 shows the MAE distribution. A significant portion of our MAE lies within the range of 50 hours

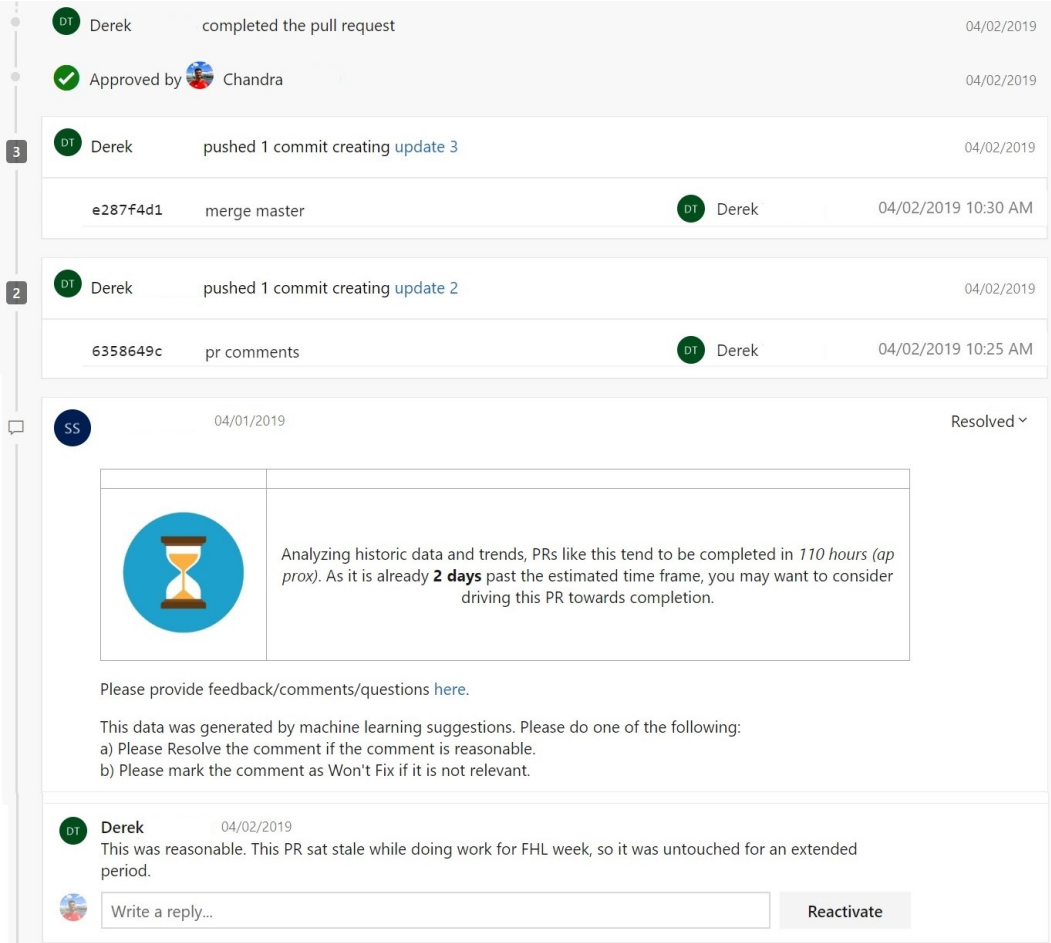


Fig. 7. A Pull Request with pull requestLifetime prediction notification in Azure DevOps

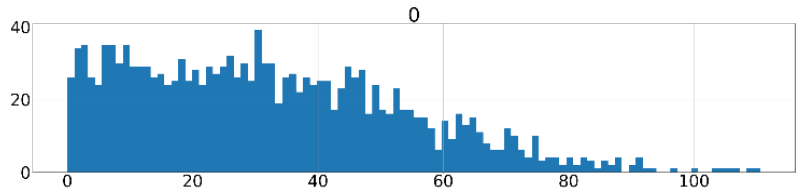


Fig. 8. MAE distribution

and only a very little portion of our absolute error exceeds 107 hours (which is the mean of this distribution). Majority of our MRE (close to 90%) falls under a relative error of 1. Figure 9 shows the MRE distribution.

As with any regression problems, one of the other important metrics to understand is tolerance. Based on the domain we are operating in and the users who are consuming our prediction results, tolerance levels may vary. For instance, in real estate or in finance, a tolerance of 50% is not

Table 4. Tolerance level distribution

Tolerance level	% of predictions within tolerance level
+/- 0%	0.7
+/- 5%	7.17
+/- 10%	13.97
+/- 15%	21.33
+/- 20%	28.44
+/- 30%	41.06
+/- 50%	62.91
+/- 70%	74.44
+/- 90%	79.82
+/- 100%	81.29

acceptable. However, going off by +/- 50% hours is reasonable since we are only alerting developers for acting on pending Pull Requests. In our Qualitative analysis section (Section 7.3.2), we list anecdotes from users which supports this argument. The distribution of our prediction accuracy based on the tolerance level is listed in Table 4.

User feedback about model’s prediction accuracy. We received positive feedback from the developers of the randomly selected pull requests for which we added more details about the model prediction as illustrated in Figure 7. One of the developers said:

This was reasonable. This pull request sat stale while doing work for FHL, so it was untouched for an extended period.

Here, the developer is acknowledging the fact that model’s prediction (110 hours) is pretty reasonable and, noticeably, providing an explanation for why the pull request is taking long to wait. As we see in figure 7, the developer ended up completing the pull request within a couple of hours after the notification was sent. Similarly, another developer said:

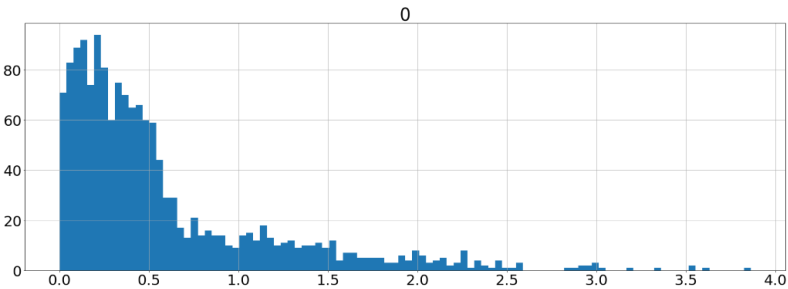


Fig. 9. MRE distribution

I totally agree with the model saying this pull request should take not more than 120 hours to complete. The code change is slightly complex and the estimation seems reasonable.

In this case, the developer is pretty happy about the fact that the model is predicting the lifetime by taking into account the complexity of the change and giving enough breathing room for the developers to act on it before nudging them. Another developer passed feedback by acknowledging the fact that the model adapts to the changes happening inside the pull request by comparing two of her pull requests.

I see the estimation is 176 hours on this pull request and it was 64 hours on another pull request of mine where i was editing lesser number of files and not pushing critical code changes. I do not know if your model is taking these facts into account. But, it seems like...interesting!!

This anecdote supports the fact that the model adapts to the pull request in question and the users starts to notice and appreciate the fact that the model is doing a good job in adapting to the change in context.

7.2 What is the impact of Nudge service on completion times of pull requests?

To measure the impact, we came up with two metrics which we believe are the most appropriate indicators of whether the Nudge service is really helping developers and yielding the intended benefit:

- (1) Average pull request lifetime: This is the average of the time difference (in hours) between pull request creation date and closed date. A service like Nudge is expected to introduce positive effects like reduction in pull request lifetime by notifying the change blockers about making progress and closing the pull requests.
- (2) Distribution of number of pull requests that are completed within a day, in three days, within a week and after a week since Nudge sent a notification. This explains if developers are really reacting to the Nudge notifications, and if so, how quickly they are reacting.

While measuring and comparing the metrics above, it is important to make sure to nullify the effects of all the other variables such as month of the year (changes move faster in some months and slower during some), typical code velocity in a given repository (some repositories naturally experience higher development velocity because of the nature and criticality of the service), team or organization culture (some teams typically are more agile and ship things faster) etc. Therefore, if we compare pull requests from two different repositories or from two different time periods, we cannot really say the increase or decrease in average lifetime is due to the presence/absence of the Nudge service or due to other factors explained above. To remedy this, we conducted A/B testing by choosing one of the three configurations listed below to turn on on each pull request. The selection process, that picks a specific configuration to be turned on for a given pull request, is determined based on a randomization algorithm.

- (1) Turn the Nudge service off for a set of randomly selected pull requests.
- (2) Turn on the basic version of the Nudge service i.e., without user identification and activity detection.
- (3) Turn on the user identification and activity detection features along with the effort estimation model in the Nudge service.

Table 5 explains the difference in average pull request lifetime for each of these configurations.

We see a clear decrease in average lifetime for the pull requests for which Nudge notifications are sent. The average lifetime of the pull requests on which Nudge notifications are sent is 112.6 hours which is 42.9% decrease compared to the set of pull requests on which we did not send the notification (where the average life time is 197.2 hours). Actor identification and activity detection

Table 5. Comparison of average pull request lifetime (hours)

Service	Average pull request lifetime	Number of pull requests
No notification service	197.2	3856
Nudge	112.6	4117
Nudge with new features	77.65	4383

further brought the average lifetime down to 77.65 hours which is a reduction of 60.62% in average pull request lifetime.

Similarly, we see a clear increase in positive feedback (number of comments that are resolved positively), as shown in Table 6, after we rolled out dependency determination and activity detection, on a set of randomly selected pull requests. We see that the positive feedback from the end users is increased to 73% (from 43%). This is a strong indicator that users are receiving the enhancements, activity detection and actor identification, positively.

In figure 10, we plotted the distribution of pull requests that are completed within a day, three days, a week and takes more than week after Nudge sent the notification. Only 1570 pull requests out of 8500 pull requests (18.47%) have taken more than a week to close. 81.53% of the pull requests are closed with in a week. An important observation to make is that 2300 pull requests i.e., 27.05% of the pull requests on which Nudge sent the notification were completed within a day. This distribution indicates that majority of the pull requests on which Nudge sends notifications are completed relatively quickly.

7.3 RQ3: What are developers' perceptions about usefulness of Nudge service?

To understand the likeability of the users towards Nudge system, we pursued a mixed methods approach where we calculate the likeability of the system by quantifying the like/dislike percentages from all the notifications that the Nudge system sends. We also gather customer anecdotes by mining the replies to Nudge notification comments:

- The number of notifications that are positively resolved: This is the number of Nudge notifications that are resolved positively by the end users of the service (developers). Users are encouraged to 'like' a Nudge notification if they like or agree with it. Similarly, users are provided with an option to 'dislike' or convey their dissatisfaction by resolving the notification as 'Won't Fix'.
- The textual responses that we received from our end users. These are the inline replies posted by the developers within a Nudge notification comment.

To better understand how users are perceiving the differences between original version of Nudge and Nudge with new features, we categorized the results and the responses received from the users into two groups. We explain how the new features, activity detection and dependency determination, are perceived and appreciated by the developers which helped driving the favorability towards the system by a good margin.

7.3.1 Percentage of positively resolved comments. We measure percentage of comments that are positively resolved. This signifies the positive feedback that we receive from the end users. Table 6 shows the difference in percentage of comments that are resolved positively for the original version of Nudge and Nudge with new features. As seen, the new version got 73% comments positively resolved which is an increase of 55.3% on top of the original Nudge system. 73% positive feedback

Table 6. Difference in percentage of positively resolved notification

Service type	Percentage of positive feedback	Number of responses
Nudge	47%	3891
Nudge with new features	73%	4081

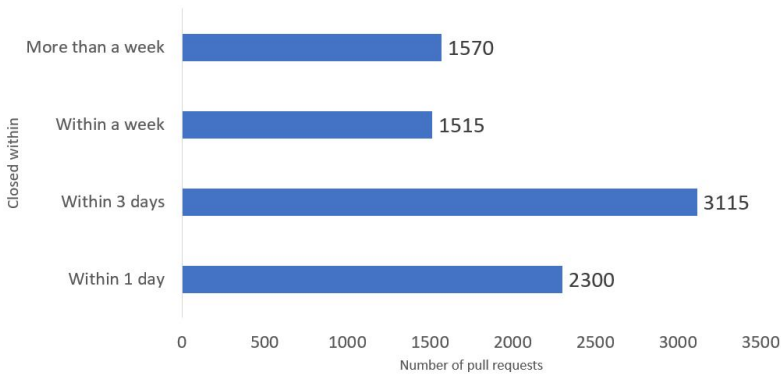


Fig. 10. Distribution of completed pull requests after sending notification

is also pretty significant even if we look at it alone. Various studies has shown that users tend to provide explicit negative feedback when they do not like or agree with a recommendation while not so explicit about positive feedback [20, 29]. 73% of the developers who received Nudge notifications explicitly resolving the notifications positively indicates a significant positive sentiment that the developers exhibit towards the Nudge service.

7.3.2 *Nudge user feedback (original version).* We tried to understand how helpful our suggestions are and whether they are yielding intended benefits i.e., driving pull requests towards a terminal state which is Completion or Abandonment. We received positive feedback (comments/anecdotes from the developer) and observed that intended actions are happening on the pull requests. To provide a glimpse, we listed some of the quotes that we received from the developers that are appropriate to discuss in the context of this paper. On one of the pull requests, a developer said

"I agree. Making few more changes and pushing this pull request through! Thanks for the notification!"

Then we saw this developer acting on this pull request by pinging the reviewers and driving this pull request towards completion within 8 minutes. In another pull request, the developer has acknowledged our nudge and completed it within a day. In another pull request, the developer first replied to our notification saying

"The pipeline is failing and blocking this check in. Followed up with an ICM incident and completed the pull request!"

then, soon enough (within a day) the pull request was abandoned. Here, it is not just about completion, people are making progress on their pull requests by pushing them towards a terminal state (completion / abandonment) and in turn maintaining the repository hygiene.

We also received feedback that says the notification is not useful because it is blocked by a reviewer. The exact comment is

"The comment does not add any value to me personally because I already know that the pull request I've authored has been open for a long time. It is not me who is blocking this but the reviewer"

As the developer above has mentioned, sometimes a pull request might be waiting on the reviewers of the pull request but not the authors. In these cases, ping the developer and re-iterating the fact that their pull request is safe to complete (especially when they are staying on top of that pull request) doesn't seem to be adding much value. This is addressed in the new version of Nudge which implements a model, to determine the real change blockers through, dependency analysis. Similarly, we see comments about why they think the notification is not so useful in some cases where they interacted with the pull request recently by resolving a comment or pushing a new commit but we ended up nudging them because the lifetime of the pull request is high. One such comment comes from a developer where she says

"I just resolved the comments on this pull request yesterday. I know about this one being pending for a while. This is not helpful!"

In this case the developer is annoyed because they logged into the repository and performed an action (in this case resolving couple of comments) on the pull request. So, they clearly do not appreciate the notification sent by Nudge.

7.3.3 Nudge user feedback (new version). As expected, a lot of users indicated that they love the enhancements made in the new version which implements dependency determination and activity detection models. While there were some differences on how long the service should hold itself back before sending a notification when an activity is seen (24 hours vs 48 hours), we received a unanimous agreement about the usefulness of these features. When asked about determining change blockers and '@ mentioning' them in the notification thus eliminating an extra hop, users said

"Yes it'll be nice for the tool to ping the reviewers instead of having the person do it."

"yes I think that's handy to notify specific people. I often see someone "waiting" on a pr for changes, but then forget to revisit and follow up after changes have been pushed."

Another user said the algorithm was very accurate in determining the change blocker for a pull request that he was working on

"change blocker was perfectly identified and notified for pull request 731796. You did my job!"

While deployment of the activity detection and actor identification modules reduced the negative feedback significantly, there exists cases where the developers expressed their dislike towards the Nudge notifications. Some of the verbatims are listed below:

"this pull request is awaiting on another pull request due to a module-level dependency. Thanks for the reminder though!"

"I know what I am doing. This is not helpful."

"I went on a vacation. I would have liked it if you knew that and did not nudge me"

Details about our plans on how to address this feedback are discussed in the 9 section.

8 RELATED WORK

Our related work is divided broadly into 3 sections, effort estimation, bots in software engineering and pull request acceptance.

8.1 Effort Estimation

Software effort estimation is a field of software engineering research that has been studied a lot in the past four decades [7, 10, 12, 13, 24]. Typically, in this line of research, one tries to predict either the effort needed to complete the entire project or the effort needed to finish a feature. One of the earliest effort estimation models was the COCOMO model proposed by Barry W. Boehm in his 1981 book, *Software Engineering Economics* [10], which he later updated to COCOMO 2.0 in 1995 [9]. This work was followed up by Briand et al. [11] who compared various effort estimation modelling techniques using the data set curated by the European Space Agency. In all these cases a model was built for the entire software project and effort was estimated for function points. More recently, Menzies et al. [24] and Bettenburg et al. [7] looked at the variability present in the data and therefore built separate models for subsets of the data. Unlike these past effort estimation studies, in our paper we look into predicting how long it would take for a pull request to be accepted.

8.2 Bots in Software Engineering

The extensibility mechanisms provided by software development platforms like GitHub and Azure DevOps have enabled a huge ecosystem [2] of bots and automated services. It has also spawned active research [30] on understanding and building bots to assist with various software engineering tasks. Storey et al. [30] have defined a *Software Engineering Bot* as software which automates a feature, performs a function normally done by humans, and interacts with humans. Lebeuf et al. [19] have proposed a taxonomy for software bots based on the environment, the intrinsic properties of the bot, and the bot's interaction with the environment. In terms of applications, prior work has focused on improving the code review process by automating reviewer recommendation [4, 39], diagnosing issues [6, 8, 23], refactoring [27, 37], and even intent understanding of the code changes [35, 36]. In this work, we built and deployed Nudge which is a bot for increasing software development velocity and productivity by accelerating PR completion.

8.3 Predicting Pull Request acceptance

More recently there has been interest in predicting pull request acceptance. Soares et al. [28], and Tsay et al. [32] looked at a variety of factors to see which one had an impact on pull request acceptance. More specifically, Terrell et al. [31] and Rastogi et al. [26] looked at gender or geographical location impacts a pull request acceptance. The work closest to our work is by Yu et al. [38], who explored the various factors that could impact how long it took for an integrator to merge a pull request. Unlike their study we do not examine what factors might impact the time taken to accept a pull request, but rather how much time it would actually take for a pull request to be accepted. Hence, unlike past papers which were empirical studies on building knowledge with respect to pull request acceptance, we build a system that will predict how long it will take to accept a pull request and provide actionable feedback to the developers leveraging hat knowledge.

9 DISCUSSION

In this paper, we presented Nudge, a service for improving software development velocity by accelerating pull request completion. Nudge leverages machine learning based effort estimation, activity detection and actor identification to provide precise notifications for overdue pull requests.

9.1 Application

Pull request are a key part of the collaborative software development process. Pull requests experience delays in completion due to various factors: the delays caused by the pull request authors, pull request reviewers, process induced delays, etc. Nudge leverages machine learning to determine the

lifetime of a pull request, on whom the pull request is being blocked, and determines the opportune moment to send notification to the blocker of the pull request with an intent to drive the pull request towards completion. To make the notifications actionable, Nudge watches out for activity, and infers the actor (pull request author or reviewer(s)) who is delaying the pull request completion.

9.2 Impact

Nudge is deployed on 147 repositories in Microsoft, with work undergoing actively to scale out and deploy it on all of the Microsoft repositories. Nudge, at Microsoft, sent notifications on 8,500 pull requests, over a span of 18 months, in 147 repositories. We conducted a qualitative and quantitative user study which proves the efficacy of the Nudge algorithm compared to prior work which was just based on effort estimation. 73% of the notifications by Nudge have been positively acknowledged by the users. Further, we have observed significant reduction in completion time, by over 60%, for pull requests which were *nudged*.

9.3 Limitations

In this section, we list some of the limitations of the Nudge system and ideas to address them in our future work.

Nudge received a negative feedback in 25% of the cases. We extensively analyzed the developer verbatims, in the cases where they are available, to develop an understanding of the reasons behind the negative feedback. Some of them are addressed in our recent version of the system leveraging the activity detection and actor identification algorithms. However, that does not address all the concerns. Sometimes, there exist complex dependencies between pull requests that are hard to infer programmatically. For e.g., process imposed dependencies direct the pull requests to be completed in a certain order in which case the authors of the pull requests that are at the end of the dependency chain has to wait. Equipping Nudge to infer this complex dependencies by performing program analysis is one of the immediate next steps.

Nudge system, at this point, does not ‘learn’ based on the user feedback. i.e., if a user passes negative feedback, Nudge does not use that information to pass that back to the model and adjust the parameters. Accounting for the user feedback and determining the opportune moment to send the Nudge notifications is another direction we are going to pursue.

While we have some level of detection to understand if a user is away, it is limited to detect weekends and popular public holidays only, at this point. We are working on incorporating an algorithm that looks at other data sources to detect, and predict when a user will be away and account for that in the Nudge notifications.

9.4 Threats to validity

9.4.1 Internal validity. Our qualitative analysis was conducted by reaching out to the developers via Microsoft Teams. None of the interviewers know the people that were reached out neither worked with them before. We purposefully avoided deploying Nudge on repositories that are under the same organization as any of the researchers involved in this work. As Microsoft is a huge company and most of the users of the Nudge service are organizationally distant from the people involved in building Nudge, the risk of response bias is very minimal. However, there is a small chance that respondents may be positive about the system because they want to make the developers of Nudge, who are from the same company, happy.

9.4.2 External validity. Based on the data availability and the API usage policies, the Nudge model can be operationalized on other popular GIT based source control systems like GitHub, GitLab, etc. However, the coefficients or the factors that impact the completion time of the pull requests,

change blockers, etc may vary in those systems. Careful analysis on large sample of open source data has to be performed before the Nudge model is deployed on systems like GitHub.

The empirical analysis, design and deployment, evaluation and feedback collection are done specifically in the context of Microsoft. Given that Microsoft is one of the world's largest concentration of developers and developers at Microsoft uses very diverse set of tools, frameworks, programming languages, our research and the Nudge system will have a broader applicability. However, at this point the results are not verified in the context of other organizations or open source community.

9.5 Conclusion

Pull request are a key part of the collaborative software development process. In this paper, we presented Nudge, a service for improving software development velocity by accelerating pull request completion. Nudge leverages machine learning based effort estimation, activity detection and actor identification to provide precise notifications for overdue pull requests. To make the notifications actionable, Nudge also infers the actor (pull request author or reviewer(s)) who is delaying the pull request completion. We have done a large-scale deployment of Nudge at Microsoft where it has been used to *nudge* over 8,500 pull requests, over a span of 18 months, in 147 repositories. We have also conducted a qualitative and quantitative user study which proves the efficacy of the Nudge algorithm compared to prior work which was just based on effort estimation. 73% of the notifications by Nudge have been positively acknowledged by the users. Further, we have observed significant reduction in completion time, by over 60%, for pull requests which were *nudged*.

ACKNOWLEDGEMENTS

We would like to thank Rahul Kumar, Tom Zimmermann, B. Ashok and Prof. Mei Nagappan for all their help with this work.

REFERENCES

- [1] Accessed 2020. Azure DevOps REST API. <https://docs.microsoft.com/en-us/rest/api/azure/devops/?view=azure-devops-rest-5.0>.
- [2] Accessed 2020. GitHub Marketplace. <https://github.com/marketplace>
- [3] Accessed 2020. Long-Running Branches Considered Harmful. <https://blog.newrelic.com/culture/long-running-branches-considered-harmful/>.
- [4] Sumit Asthana, Rahul Kumar, Ranjita Bhagwan, Christian Bird, Chetan Bansal, Chandra Maddila, Sonu Mehta, and B Ashok. 2019. Whodo: Automating reviewer suggestions at scale. In *Proceedings of the 2019 27th ACM Joint Meeting on European Software Engineering Conference and Symposium on the Foundations of Software Engineering*. 937–945.
- [5] Iman Attarzadeh, Amin Mehranzadeh, and Ali Barati. 2012. Proposing an enhanced artificial neural network prediction model to improve the accuracy in software effort estimation. In *2012 Fourth International Conference on Computational Intelligence, Communication Systems and Networks*. IEEE, 167–172.
- [6] Chetan Bansal, Sundararajan Renganathan, Ashima Asudani, Olivier Midy, and Mathru Janakiraman. 2020. DeCaf: diagnosing and triaging performance issues in large-scale cloud services. In *Proceedings of the ACM/IEEE 42nd International Conference on Software Engineering: Software Engineering in Practice*. 201–210.
- [7] Nicolas Bettenburg, Meiyappan Nagappan, and Ahmed E. Hassan. 2015. Towards Improving Statistical Modeling of Software Engineering Data: Think Locally, Act Globally! *Empirical Softw. Engg.* 20, 2 (April 2015), 294–335. <https://doi.org/10.1007/s10664-013-9292-6>
- [8] Ranjita Bhagwan, Rahul Kumar, Chandra Sekhar Maddila, and Adithya Abraham Philip. 2018. Orca: Differential bug localization in large-scale services. In *13th {USENIX} Symposium on Operating Systems Design and Implementation ({OSDI} 18)*. 493–509.
- [9] Barry Boehm, Brad Clark, Ellis Horowitz, J Westland, Raymond Madachy, and Richard Selby. 1995. Cost models for future software life cycle processes: COCOMO 2.0. *Annals of Software Engineering* 1 (12 1995), 57–94. <https://doi.org/10.1007/BF02249046>
- [10] Barry W. Boehm. 1984. Software Engineering Economics. *IEEE Trans. Softw. Eng.* 10, 1 (Jan. 1984), 4–21. <https://doi.org/10.1109/TSE.1984.5010193>

- [11] Lionel C. Briand, Khaled El Emam, Dagmar Surmann, Isabella Wieczorek, and Katrina D. Maxwell. 1999. An Assessment and Comparison of Common Software Cost Estimation Modeling Techniques. In *Proceedings of the 21st International Conference on Software Engineering (ICSE '99)*. ACM, New York, NY, USA, 313–322. <https://doi.org/10.1145/302405.302647>
- [12] Lionel C. Briand, Jürgen Wüst, John W. Daly, and D. Victor Porter. 2000. Exploring the Relationship Between Design Measures and Software Quality in Object-oriented Systems. *J. Syst. Softw.* 51, 3 (May 2000), 245–273. [https://doi.org/10.1016/S0164-1212\(99\)00102-8](https://doi.org/10.1016/S0164-1212(99)00102-8)
- [13] Sunita Chulani, Barry Boehm, and Bert Steece. 1999. Bayesian Analysis of Empirical Software Engineering Cost Models. *IEEE Trans. Softw. Eng.* 25, 4 (July 1999), 573–583. <https://doi.org/10.1109/32.799958>
- [14] Nicola Dell, Vidya Vaidyanathan, Indrani Medhi, Edward Cutrell, and William Thies. 2012. "Yours is Better!": Participant Response Bias in HCI. In *Proceedings of the SIGCHI Conference on Human Factors in Computing Systems (CHI '12)*. Association for Computing Machinery, New York, NY, USA, 1321–1330. <https://doi.org/10.1145/2207676.2208589>
- [15] Tapajit Dey, Sara Mousavi, Eduardo Ponce, Tanner Fry, Bogdan Vasilescu, Anna Filippova, and Audris Mockus. 2020. Detecting and Characterizing Bots that Commit Code. *arXiv preprint arXiv:2003.03172* (2020).
- [16] Klissiomara Dias, Paulo Borba, and Marcos Barreto. 2020. Understanding predictive factors for merge conflicts. *Information and Software Technology* 121 (2020), 106256.
- [17] Rahul Kumar, Chetan Bansal, Chandra Maddila, Nitin Sharma, Shawn Martelock, and Ravi Bhargava. 2019. Building sankie: An ai platform for devops. In *2019 IEEE/ACM 1st International Workshop on Bots in Software Engineering (BotSE)*. IEEE, 48–53.
- [18] Lucas Layman, Nachiappan Nagappan, Sam Guckenheimer, Jeff Beehler, and Andrew Begel. 2008. Mining software effort data: preliminary analysis of visual studio team system data. 43–46. <https://doi.org/10.1145/1370750.1370762>
- [19] Carlene Lebeuf, Alexey Zagalsky, Matthieu Foucault, and Margaret-Anne Storey. 2019. Defining and classifying software bots: a faceted taxonomy. In *2019 IEEE/ACM 1st International Workshop on Bots in Software Engineering (BotSE)*. IEEE, 1–6.
- [20] Dugang Liu, Chen Lin, Zhilin Zhang, Yanghua Xiao, and Hanghang Tong. 2019. Spiral of Silence in Recommender Systems. In *Proceedings of the Twelfth ACM International Conference on Web Search and Data Mining (WSDM '19)*. Association for Computing Machinery, New York, NY, USA, 222–230. <https://doi.org/10.1145/3289600.3291003>
- [21] L. MacLeod, M. Greiler, M. Storey, C. Bird, and J. Czerwinka. 2018. Code Reviewing in the Trenches: Challenges and Best Practices. *IEEE Software* 35, 4 (July 2018), 34–42. <https://doi.org/10.1109/MS.2017.265100500>
- [22] Chandra Maddila, Chetan Bansal, and Nachiappan Nagappan. 2019. Predicting Pull Request Completion Time: A Case Study on Large Scale Cloud Services. In *Proceedings of the 2019 27th ACM Joint Meeting on European Software Engineering Conference and Symposium on the Foundations of Software Engineering (ESEC/FSE 2019)*. Association for Computing Machinery, New York, NY, USA, 874–882. <https://doi.org/10.1145/3338906.3340457>
- [23] Sonu Mehta, Ranjita Bhagwan, Rahul Kumar, Chetan Bansal, Chandra Maddila, B Ashok, Sumit Asthana, Christian Bird, and Aditya Kumar. 2020. Rex: Preventing bugs and misconfiguration in large services using correlated change analysis. In *17th {USENIX} Symposium on Networked Systems Design and Implementation ({NSDI} '20)*. 435–448.
- [24] T. Menzies, A. Butcher, D. Cok, A. Marcus, L. Layman, F. Shull, B. Turhan, and T. Zimmermann. 2013. Local versus Global Lessons for Defect Prediction and Effort Estimation. *IEEE Transactions on Software Engineering* 39, 6 (June 2013), 822–834. <https://doi.org/10.1109/TSE.2012.83>
- [25] Thomas J. Ostrand, Elaine J. Weyuker, and Robert M. Bell. 2004. Where the Bugs Are. In *Proceedings of the 2004 ACM SIGSOFT International Symposium on Software Testing and Analysis (ISSTA '04)*. ACM, New York, NY, USA, 86–96. <https://doi.org/10.1145/1007512.1007524>
- [26] Ayushi Rastogi, Nachiappan Nagappan, Georgios Gousios, and André van der Hoek. 2018. Relationship Between Geographical Location and Evaluation of Developer Contributions in Github. In *Proceedings of the 12th ACM/IEEE International Symposium on Empirical Software Engineering and Measurement (ESEM '18)*. ACM, New York, NY, USA, Article 22, 8 pages. <https://doi.org/10.1145/3239235.3240504>
- [27] Luyao Ren, Shurui Zhou, Christian Kästner, and Andrzej Wąsowski. 2019. Identifying redundancies in fork-based development. In *2019 IEEE 26th International Conference on Software Analysis, Evolution and Reengineering (SANER)*. IEEE, 230–241.
- [28] Daricélio Moreira Soares, Manoel Limeira de Lima Júnior, Leonardo Murta, and Alexandre Plastino. 2015. Acceptance Factors of Pull Requests in Open-source Projects. In *Proceedings of the 30th Annual ACM Symposium on Applied Computing (SAC '15)*. ACM, New York, NY, USA, 1541–1546. <https://doi.org/10.1145/2695664.2695856>
- [29] Harald Steck. 2011. Item Popularity and Recommendation Accuracy. In *Proceedings of the Fifth ACM Conference on Recommender Systems (RecSys '11)*. Association for Computing Machinery, New York, NY, USA, 125–132. <https://doi.org/10.1145/2043932.2043957>

- [30] Margaret-Anne Storey, Alexander Serebrenik, Carolyn Penstein Rosé, Thomas Zimmermann, and James D Herbsleb. 2020. BOTse: Bots in Software Engineering (Dagstuhl Seminar 19471). In *Dagstuhl Reports*, Vol. 9. Schloss Dagstuhl-Leibniz-Zentrum für Informatik.
- [31] Josh Terrell, Andrew Kofink, Justin Middleton, Clarissa Rainear, Emerson Murphy-Hill, Chris Parnin, and Jon Stallings. 2017. Gender differences and bias in open source: pull request acceptance of women versus men. *PeerJ Computer Science* 3 (May 2017), e1111. <https://doi.org/10.7717/peerj-cs.111>
- [32] Jason Tsay, Laura Dabbish, and James Herbsleb. 2014. Influence of Social and Technical Factors for Evaluating Contribution in GitHub. In *Proceedings of the 36th International Conference on Software Engineering (ICSE 2014)*. ACM, New York, NY, USA, 356–366. <https://doi.org/10.1145/2568225.2568315>
- [33] Erik Van Der Veen, Georgios Gousios, and Andy Zaidman. 2015. Automatically prioritizing pull requests. In *2015 IEEE/ACM 12th Working Conference on Mining Software Repositories*. IEEE, 357–361.
- [34] Qingye Wang, Bowen Xu, Xin Xia, Ting Wang, and Shanping Li. 2019. Duplicate Pull Request Detection: When Time Matters. In *Proceedings of the 11th Asia-Pacific Symposium on Internetwork*. 1–10.
- [35] Song Wang, Chetan Bansal, and Nachiappan Nagappan. 2020. Large-scale intent analysis for identifying large-review-effort code changes. *Information and Software Technology* (2020), 106408.
- [36] Song Wang, Chetan Bansal, Nachiappan Nagappan, and Adithya Abraham Philip. 2019. Leveraging change intents for characterizing and identifying large-review-effort changes. In *Proceedings of the Fifteenth International Conference on Predictive Models and Data Analytics in Software Engineering*. 46–55.
- [37] Marvin Wyrich and Justus Bogner. 2019. Towards an autonomous bot for automatic source code refactoring. In *2019 IEEE/ACM 1st International Workshop on Bots in Software Engineering (BotSE)*. IEEE, 24–28.
- [38] Yue Yu, Huaimin Wang, Vladimir Filkov, Premkumar Devanbu, and Bogdan Vasilescu. 2015. Wait for It: Determinants of Pull Request Evaluation Latency on GitHub. In *Proceedings of the 12th Working Conference on Mining Software Repositories (MSR '15)*. IEEE Press, Piscataway, NJ, USA, 367–371. <http://dl.acm.org/citation.cfm?id=2820518.2820564>
- [39] Yue Yu, Huaimin Wang, Gang Yin, and Tao Wang. 2016. Reviewer recommendation for pull-requests in GitHub: What can we learn from code review and bug assignment? *Information and Software Technology* 74 (2016), 204–218.