

---

# ENHANCING DEEP NEURAL NETWORKS WITH MORPHOLOGICAL INFORMATION

---

A PREPRINT

**Matej Klemen, Luka Krsnik, Marko Robnik-Šikonja**

University of Ljubljana, Faculty of Computer and Information Science

Večna pot 113, Ljubljana, Slovenia

mk3141@student.uni-lj.si, krsnik.luka92@gmail.com, marko.robnik@fri.uni-lj.si

November 26, 2020

## ABSTRACT

Currently, deep learning approaches are superior in natural language processing due to their ability to extract informative features and patterns from languages. Two most successful neural architectures are LSTM and transformers, the latter mostly used in the form of large pretrained language models such as BERT. While cross-lingual approaches are on the rise, a vast majority of current natural language processing techniques is designed and applied to English, and less-resourced languages are lagging behind. In morphologically rich languages, plenty of information is conveyed through changes in morphology, e.g., through different prefixes and suffixes modifying stems of words. The existing neural approaches do not explicitly use the information on word morphology. We analyze the effect of adding morphological features to LSTM and BERT models. As a testbed, we use three tasks available in many less-resourced languages: named entity recognition (NER), dependency parsing (DP), and comment filtering (CF). We construct sensible baselines involving LSTM and BERT models, which we adjust by adding additional input in the form of part of speech (POS) tags and universal features. We compare the obtained models across subsets of eight languages. Our results suggest that adding morphological features has mixed effects depending on the quality of features and the task. The features improve the performance of LSTM-based models on the NER and DP tasks, while they do not benefit the performance on the CF task. For BERT-based models, the added morphological features only improve the performance on DP when they are of high quality (i.e. manually checked), while they do not show any practical improvement when they are predicted. As in NER and CF datasets manually checked features are not available, we only experiment with the predicted morphological features and find that they do not cause any practical improvement in performance.

**Keywords** Deep learning · Natural language processing · Morphologically rich languages

## 1 Introduction

The use of deep learning for processing natural language is becoming a standard, with excellent results in a diverse range of tasks. Two state-of-the-art architectures for text-related modeling are long short-term memory (LSTM) networks [Hochreiter and Schmidhuber, 1997] and transformers [Vaswani et al., 2017]. LSTMs are recurrent neural networks that process the text sequentially, meaning that they process text one token at a time, building up its internal representation in hidden states of the network. Due to the recurrent nature of LSTM, which degrades the efficiency of parallel processing, as well as demonstrated improvements in performance, models based on the transformer architecture are gradually replacing LSTMs across many tasks. Transformers can process the text in parallel, using self-attention and positional embeddings to model the sequential nature of the text.

A common trend in using transformers is to first pre-train them on large monolingual corpora with abstract, general-purpose objective, and then fine-tune them for a specific task, such as text classification. For example, the BERT

(Bidirectional Encoder Representations from Transformers) architecture Devlin et al. [2019] uses transformers and is pretrained with masked language modelling and order of sentences prediction tasks to build a general language understanding model. During the fine-tuning for a specific downstream task, additional layers are added to the BERT model, and the model is trained on specific data to capture the specific knowledge required to perform the task.

Most of the research in the natural language processing (NLP) area focuses on English, ignoring the fact that English is specific in terms of the low amount of information expressed through morphology (English is so-called analytical language). In our work, we focus on adapting modern deep neural networks, namely LSTMs and BERT, for several morphologically rich languages, by explicitly including the morphological information. The languages we analyze contain rich information about grammatical relations in the morphology of words instead of in particles or relative positions of words (as is the case in English). For comparison, we also evaluate our models on English. Although previous research has shown that the state of the art methods such as BERT already captures some information contained in the morphology [Pires et al., 2019, Edmiston, 2020], our experiments involve several languages with rich morphology where neural networks could benefit from explicit morphological features.

Specifically, we present methods which combine BERT with separately encoded morphological properties: universal part of speech tags (uPOS tags) and universal features (grammatical gender, tense, conjugation, declination, etc). We evaluate them on three downstream tasks: named-entity recognition (NER), dependency parsing (DP), and comment filtering (CF). We perform similar experiments on LSTM networks and compare the results for both architectures. Besides English, we analyze eight more languages: Croatian, Estonian, Finnish, Latvian, Lithuanian, Russian, Slovene and Swedish. The choice of these languages reflects a mix of different language groups (Balto-Slavic, Germanic, and Uralic), for which we were able to obtain sufficient resources (datasets, embeddings, and corpora), due to their coverage in the EU EMBEDDIA project<sup>1</sup>.

Our experiments show that the addition of morphological features has mixed effects depending on the task. Across the tasks where the added morphological features improve the performance, we show that (1.) they benefit the LSTM-based models even if the features are noisy and (2.) they benefit the BERT-based models only when the features are of high quality (i.e. human checked), suggesting that BERT models already capture the morphology of the language; however, there is a room for improvement either in designing pre-training objectives that can capture these properties or when high-quality features are available.

The remainder of this paper is structured as follows. In Section 2, we present different attempts to use morphological information in machine learning, in particular neural networks, as well as an overview of recent work in the three evaluation tasks. In Section 3, we describe the used datasets and their properties. In Section 4, we present the baseline models and models with additional morphological information, whose performance we discuss in Section 5. Finally, we summarize our work and present directions for further research in Section 6.

## 2 Related work

We shortly review the related work on the use of morphological information within neural networks. We split the works based on three evaluation tasks: NER, DP, and CF.

### 2.1 Morphological features in NER

Recent advances in NER are mostly based on deep neural networks. One of the first usages of deep neural networks in NER is the work by Collobert and Weston [2008], who propose an architecture that is jointly trained on six different tasks, including NER, and show that this transfer learning approach generalizes better due to learning a joint representation for different tasks. A standard approach to NER is to use word [Huang et al., 2015] or character [Kuru et al., 2016] embeddings of the input, followed by one or more neural layers, mostly recurrent ones, such as LSTMs.

While sequence modelling on the character-level already has a potential to encode morphological information, several authors show that the performance of neural networks on the NER task can be improved by adding explicit information about morphological properties of the text. Güngör et al. [2017] show that embedding morphosyntactic properties improves NER performance on the Turkish language, while Simeonova et al. [2019] use part of speech embeddings to achieve improved performance on the NER task in the Bulgarian language. Our work is similar to these approaches in the sense that we add different morphological features to the neural networks. However, we experiment on a larger scale, using more languages from different language groups, different evaluation tasks, and with modern neural architectures (BERT), taking the LSTM networks as the baseline.

---

<sup>1</sup><http://embeddia.eu>

## 2.2 Morphological features in dependency parsing

Similarly to NER, recent progress in DP is dominated by neural approaches, which can be roughly divided into two categories, transition-based [Yamada and Matsumoto, 2003, Nivre, 2003] and graph-based approaches [McDonald et al., 2005]. Some works do not fall into either category, e.g., DP is treated as a sequence-to-sequence task by Li et al. [2018]. The two categories differ in how dependency trees are produced from the output of prediction models. In the transition-based approach, a model is trained to predict a sequence of parsing actions which produce a valid dependency tree, while in the graph-based approach, a model is used to score candidate dependency trees via the sum of scores of their substructures (e.g., arcs). One of the earlier successful approaches to neural DP was presented by Chen and Manning [2014], who replaced the commonly used sparse features with dense embeddings of words, part of speech tags and arc labels, in combination with the transition-based parser. This approach improved both the accuracy and parse speed. Pei et al. [2015] introduced a similar approach to graph-based parsers. Later approaches improve upon the earlier methods by automatically extracting more information that guides the parsing. E.g., researchers use LSTM networks to inject context into local embeddings [Kiperwasser and Goldberg, 2016], apply contextual word embeddings [Kulmizev et al., 2019], or train graph neural networks [Ji et al., 2019].

The use of morphological features in DP is quite common. For example, Chen and Manning [2014] note that POS tag embeddings strongly contribute to the performance of their system in English and Chinese. Morphological features are commonly used with morphologically rich languages, e.g., Arabic [Marton et al., 2010], German [Seeker and Kuhn, 2011], Lithuanian [Kapočiūtė-Dzikiene et al., 2013], or Persian language [Khallash et al., 2013], with the consensus that they improve the accuracy of parsing. Concerning adding morphological properties to BERT, Kondratyuk and Straka [2019] train the multilingual BERT model for multiple tasks, including POS and morphological tagging, and achieve improved results across multiple languages. This approach uses transfer learning to implicitly injects the morphological information into BERT models, while our approach does that explicitly, through morphological features on the input.

## 2.3 Morphological features in comment filtering

The literature for the task of NER covers multiple related tasks, such as hate speech, offensive speech, political trolling, detecting commercialism, etc. Recent approaches involve variants of deep neural networks, though standard machine learning approaches are still popular as shown in the survey of Fortuna and Nunes [2018]. These approaches typically use features such as character n-grams, word n-grams, and sentiment of the sequence. Two examples are the works of Malmasi and Zampieri [2017], who classify hate speech in English tweets, and Van Hee et al. [2015], who classify different levels of cyberbullying in Dutch posts on ask.fm. Scheffler et al. [2018] combine word embeddings with the above-mentioned features to classify German tweets. They observe that combining both n-gram features and word embeddings brings only a small improvement over only using only one of them. The effectiveness of using features describing syntactic dependencies for toxic comments classification on English Wikipedia comments is shown by Shtovba et al. [2019].

Neural architectures used include convolutional neural networks [Georgakopoulos et al., 2018] and LSTM networks [Gao and Huang, 2017, Miok et al., 2019], typically improving the performance over standard machine learning approaches. The NER topic has also been the focus of shared tasks on identification and categorization of offensive language [Zampieri et al., 2019] and multilingual offensive language identification [Zampieri et al., 2020]. The reports of these tasks show the prevalence and general success of large pretrained contextual models such as BERT, though, surprisingly, the best performing model for the subtask B of SemEval-2019 Task 6 was rule-based [Han et al., 2019].

## 2.4 Linguistic knowledge combined with neural networks

Large pretrained models such as BERT show superior performance across many tasks. Due to a lack of theoretical understanding of this success, many authors study how and to what extent BERT models can capture various information, including different linguistic properties. An overview of recent studies in this area sometimes referred to as BERTology, is compiled by Rogers et al. [2020]. Two common approaches to study BERT are i) add additional properties to BERT models and observe the difference in performance on downstream tasks, ii) a technique called probing [Conneau et al., 2018], where the BERT model is trained (fine-tuned) to predict a studied property. For example, Jawahar et al. [2019] investigate what type of information is learned in different layers of the BERT English model and find that it captures surface features in lower layers, syntactic features in middle layers, and semantic features in higher layers. Similarly, Lin et al. [2019] find that BERT encodes positional information about tokens in lower layers and then builds increasingly abstract hierarchical features in higher layers. Tenney et al. [2019] use probing to quantify where different types of linguistic properties are stored inside BERT’s architecture and suggest that BERT implicitly learns the steps performed in classical (non-end-to-end) natural language processing pipeline. However, Elazar et al. [2020] point out possible flaws in the probing technique, suggesting amnesic probing as an alternative. They arrive at slightly

different conclusions about BERT layer importance; for example, they show that POS information affects the predictive performance much more in upper layers.

Specifically for morphological properties, Zhou et al. [2020a] study whether the inclusion of POS information is still necessary for a neural dependency parser. Somewhat similarly to the previously mentioned transfer learning approach of Kondratyuk and Straka [2019], they add POS information to the DP task in English and Chinese by training a model with multi-task learning objective; they conclude that POS tags are still beneficial in a neural dependency parser, which our experiments on a larger set of languages confirm. In contrast to our work, which studies the impact of morphological features in BERT on the performance in downstream tasks, Edmiston [2020] studies the morphological content present in BERT. The author uses probing, i.e. he trains a linear classifier to predict morphological features based on features of a certain hidden layer. Based on the achieved high performance, he argues that BERT models capture much morphological information and partition their embedding space into linearly-separable regions, correlated with morphological properties.

### 3 Data

In this section, we describe the datasets used in our experiments, separately for each of the three tasks: NER, DP, and NER.

#### 3.1 Named entity recognition

In the NER experiments, we use datasets in eight languages: Croatian, English, Estonian, Finnish, Latvian, Russian, Slovene and Swedish. We omit the Lithuanian language from this experiment, as models for obtaining POS tags and universal features were not available in the used tools at the time of performing the experiments. The number of sentences and tags present in the datasets is shown in Table 1. The label sets used in datasets for different languages vary, meaning that some contain more fine-grained labels than others. To make results across different languages consistent, we trim labels in all datasets to the four common ones: location (LOC), organization (ORG), person (PER), and “no entity” (OTHR).

Table 1: The collected datasets for NER task and their properties: the number of sentences and tagged words.

Language	Dataset	Sentences	Tags
Croatian	hr500k	24794	28902
English	CoNLL-2003 NER	20744	43979
Estonian	Estonian NER corpus	14287	20965
Finnish	FiNER data	14484	16833
Latvian	LV Tagger train data	9903	11599
Russian	factRuEval-2016	4907	9666
Slovene <sup>2</sup>	ssj500k	9489	9440
Swedish	Swedish NER	9369	7292

#### 3.2 Dependency parsing

To test morphological neural networks on the DP task, we used datasets in nine languages (Croatian, English, Estonian, Finnish, Latvian, Lithuanian, Russian, Slovene and Swedish). The datasets are obtained from the Universal Dependencies [Nivre et al., 2020]. The number of sentences and tokens is shown in Table 2.

#### 3.3 Comment filtering

While there exist comparable datasets across different languages for the NER and DP task, for the CF task, no such standard datasets exist. For that reason, in our experiments on CF, we used two languages with adequate datasets: English and Croatian.

For English experiments, we use a subset of toxic comments from Wikipedia’s talk page edits<sup>3</sup>. The comments are annotated with six possible labels: toxic, severe toxic, obscene language, threats, insults, and identity hate (making

<sup>2</sup>The Slovene ssj500k originally contains more sentences, but only 9489 are annotated with named entities.

<sup>3</sup><https://www.kaggle.com/c/jigsaw-toxic-comment-classification-challenge/data>

Table 2: Dependency parsing datasets and their properties: the treebank, number of sentences, number of tokens, and information about the size of the split.

Language	Treebank	Tokens	Sentences	Train	Validation	Test
Croatian	SET	199409	9010	6914	960	1136
English	EWT	254855	16622	12543	2002	2077
Estonian	EDT	438171	30972	24633	3125	3214
Finnish	TDT	202697	15135	12216	1364	1555
Latvian	LVTB	220536	13643	10156	1664	1823
Lithuanian	ALKSNIS	70051	3642	2341	617	684
Russian	GSD	98000	5030	3850	579	601
Slovene	SSJ	140670	8000	6478	734	788
Swedish	Talbanken	96858	6026	4303	504	1219

a total of six binary target variables). We extracted comments from three categories: toxic, severe toxic, threats, and identity hate; a total of 21,541 instances. We randomly chose the same amount of comments that do not fall in any of the mentioned categories, obtaining the final dataset of 43,082 instances.

For Croatian language experiments, we form a dataset from user comments published in the Croatian news site 24sata. The comments used are either unproblematic or labelled with one of the eight rules they break. Below we briefly describe the types of problematic content present in the database.

1. Advertising, content unrelated to the topic, spam, copyright infringement, citation of abusive comments or any other comments that are not allowed on the portal.
2. Direct threats to other users, journalists, admins or subjects of articles, which may also result in criminal prosecution.
3. Verbal abuse, derogation and verbal attack based on national, racial, sexual or religious affiliation, hate speech and incitement.
4. Collecting and publishing personal information, uploading, distributing or publishing pornographic, obscene, immoral or illegal content and using a vulgar or offensive nickname that contains the name and surname of others.
5. Publishing false information for deception or slander, and “trolling” - deliberately provoking other commentators.
6. Use of bad language, unless they are used as a stylistic expression, or are not addressed directly to someone.
7. Writing in other languages besides the Croatian, in other scripts besides Latin or writing with all caps.
8. Verbally abusing other users and their comments, article authors, and direct or indirect article subjects, calling the admins out or arguing with them in any way.

Unfortunately, this data is proprietary and is not publicly available. We extracted all the 17,868 comments from the third category (the hate speech label) and approximately the same number of comments that do not break any rules. Our final dataset contains 35,635 instances.

## 4 Neural networks with morphological features

In this section, we describe the architectures of neural networks used in our experiments. Their common property is that we enhance standard word embeddings based inputs with embeddings of morphological features. We work with recent successful neural network architectures, LSTMs and transformers, i.e. BERT models. A detailed description of architectures is available in the following subsections, separately for each of the three evaluation tasks. For each task and architecture, we describe the baseline architecture and the enhanced one.

### 4.1 Named entity recognition models

In the NER task, we use two baseline neural networks (LSTM and BERT), and the same two models with additional morphological information: POS tag embeddings and universal feature embeddings. The baseline models and their enhancements are displayed in Figure 1.

The first baseline model (left-hand side of Figure 1) is a unidirectional (left-to-right) LSTM model, which takes as an input a sequence of tokens, embedded using 300-dimensional fastText embeddings [Bojanowski et al., 2017] which are particularly suitable for morphologically rich languages as they work with subword inputs<sup>4</sup>. For each input token, its LSTM hidden state is extracted and passed through the linear layer to compute its NER score (probability for each of the four NER labels).

The second baseline model (right-hand side of Figure 1) is the multilingual BERT model (the base cased variant). In our experiments, we follow the sequence tagging approach suggested by the authors of BERT [Devlin et al., 2019]. Here, the input sequence is prepended with a special token [CLS] and passed through the BERT model. The output of the last BERT hidden layer is passed through the linear layer to obtain the predictions for NER labels.

Both baseline models (LSTM and BERT) are enhanced with the same morphological information: POS tag embeddings and universal feature embeddings for each of the input tokens. We embed the POS tags using 15-dimensional embeddings. For each of the 23 universal features used (we omitted the *Typo* feature, as the version of the POS tagger we used did not annotate this feature), we constructed 15-dimensional embeddings. We computed the POS tags and morphological features using the Stanza [Qi et al., 2020] system in the universal dependencies mode. In the enhanced architectures, we included another linear layer before the final linear classification layer to model possible interactions.

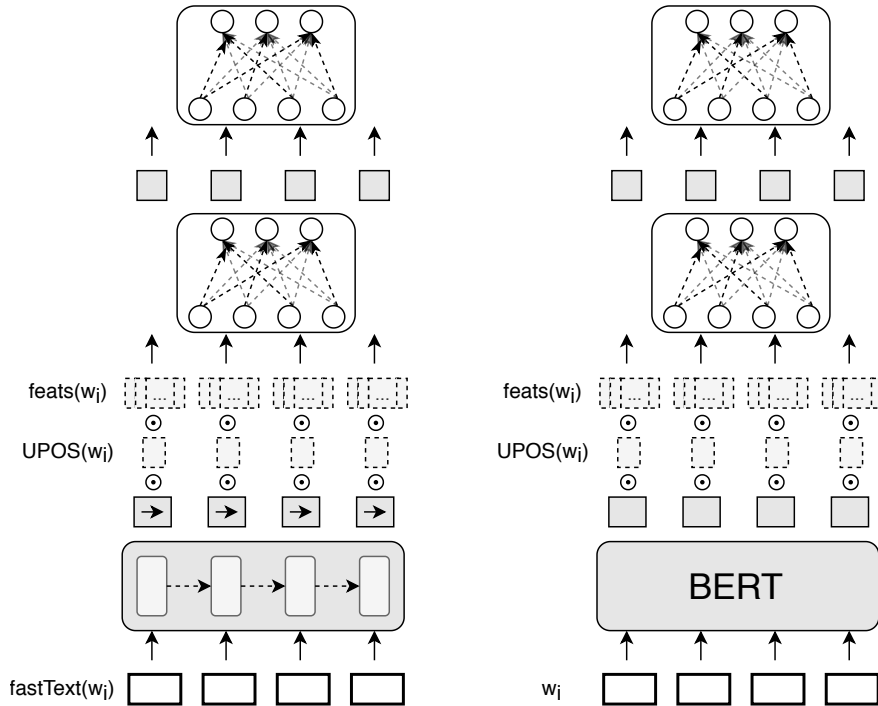


Figure 1: The baseline LSTM-based (left) and BERT-based (right) models for the NER task along with our modifications with morphological information. The dotted border of POS vectors, morphological features (feats), and the linear layer marks that their use is optional and varies across experiments. The  $\odot$  symbol between layers represents the concatenation operation. The  $w_i$  symbol stands for token  $i$ ; in case of LSTM, tokens enter the model sequentially and we show the unrolled network, while BERT processes all token simultaneously.

## 4.2 Dependency parsing models

As the baseline model in the DP task, we use the deep biaffine graph-based dependency parser [Dozat and Manning, 2016]. The enhancements with the morphological information are at the input level. The baseline model and its enhancements are shown in Figure 2.

The baseline parser combines a multi-layer bidirectional LSTM network with a biaffine attention mechanism to jointly optimize prediction of arcs and arc labels. We leave the majority of baseline architectural hyperparameters at values

<sup>4</sup>The precomputed embeddings are available at <https://fasttext.cc/docs/en/crawl-vectors.html>.

described in the original paper (3-layer bidirectional LSTM with 100-dimensional input word embeddings, and the hidden state size of 400).

In our experiments, we concatenate the non-contextual word embeddings with various types of additional information. The first additional input is contextual word embeddings, which we obtain either by using the hidden states of an additional single-layer unidirectional LSTM or by using a learned linear combination of all hidden states of BERT. Although the LSTM layers are already present in the baseline parser, we include an additional layer at the input level to keep the experimental settings similar across our three evaluation tasks. The second additional input is universal POS embeddings (UPOS), and the third one are universal feature embeddings (feats). These embeddings are concatenated separately for each token of the sentences. The size of the additional LSTM layer, POS tag embeddings and universal feature embedding are treated as tunable hyperparameters. As the baseline input embeddings, we use pre-trained 100-dimensional fastText embeddings, which we obtain by reducing the dimensionality of publicly available 300-dimensional vectors with fastText’s built-in dimensionality reduction tool.

In DP experiments, we use POS tags and morphological features of two origins. The first source is human annotations provided in the used datasets. The second source of morphological information is predictions of Stanza models [Qi et al., 2020]. These two origins are used in the assessment of the quality of morphological information; namely, we check if manual human annotations provide any benefit compared to automatically determined POS tags and features.

### 4.3 Comment filtering models

In the NER evaluation task, we add additional morphological information to standard LSTM and BERT models. The baseline models and enhanced models for this task are similar to those in the NER evaluation, though we operate at the sequence level here as opposed to the token level in the NER task. The architecture of models is shown in Figure 3. As baselines, we take a single layer unidirectional LSTM network (the top part of Figure 3), and the multilingual base uncased BERT model (the bottom part of Figure 3). The difference in the used BERT dialect (*uncased* as opposed to the *cased* in the NER task) is due to better performance detected in preliminary experiments on a separate Croatian validation set.

In the LSTM baseline model, the words of the input sequence are embedded using pre-trained 300-dimensional fastText embeddings. As the representation of the whole sequence, we take the output of the last hidden state, which then passes through the linear layer to obtain the prediction scores. In the BERT baseline model, we take the sequence classification approach suggested by the authors of BERT. The input sequence is prepended with the special [CLS] token and passed through BERT. The sequence representation corresponds to the output of the last BERT hidden layer for the [CLS] token, which is passed through a linear layer to obtain the prediction scores.

As in other tasks, we augment the baseline models with POS tag and universal feature embeddings. We obtain the embeddings for each token separately from UDPipe models [Straka and Straková, 2017]. The reason for not using Stanza in this set of experiments is that we started experimenting before its release. Additional testing with Stanza did not show a difference in performance, so we stayed with the UDPipe models for this set of experiments. We combine the obtained embeddings using three different pooling mechanisms: mean, weighted combination, or LSTM pooling. Given the POS tag or universal feature embeddings, the mean pooling outputs the mean of all token embeddings; the weighted pooling outputs the weighted combination of token embeddings, and the LSTM pooling outputs the last hidden state obtained by passing the sequence of embeddings through the LSTM network. Both the embedding sizes and the type of pooling are treated as tunable hyperparameters. The coefficients of the weighted combination are learned by projecting the sequence embeddings into a sequence of independent dimension values which are normalized with the softmax. This compresses the embedding sequence, establishes its fixed length, and allows for different morphological properties to have a different impact in the sequence representation. This approach tests the contextual encoding of morphological properties. For example, adjectives might be assigned a higher weight than other POS tags due to their higher emotional contents that often indicates insults.

## 5 Evaluation

In this section, we first present the evaluation scenario for the three evaluation tasks, followed by results, presented separately for each of the tasks. We end the section with the ablation study, performed on the DP task. In the ablation study, we investigate the effect of additional morphological features in three situations where we tweak one aspect of training procedure at a time: (1) we increase the maximum training time of our models by additional 5 epochs, (2) we replace the human-annotated features with the ones automatically predicted by machine learning models, and (3) we replace the embeddings from general multilingual BERT with those from more specific multilingual and monolingual BERT models.

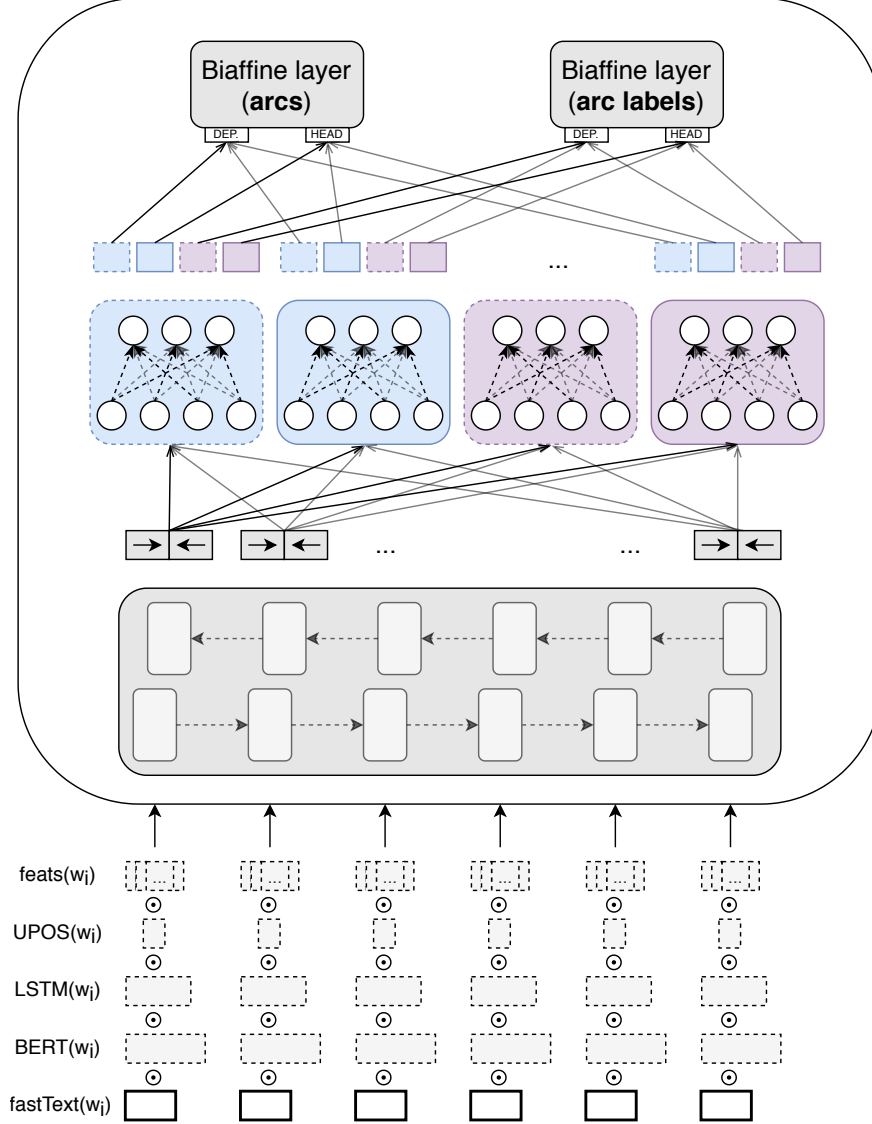


Figure 2: The deep biaffine graph-based dependency parser along with our enhancements at the input level. The dotted border of input embedding vectors, POS vectors, and morphological features ( $feats$ ) is optional and varies across experiments. The  $\odot$  symbol between layers represents the concatenation operation. The  $w_i$  symbol stands for token  $i$ ; tokens enter the LSTM model sequentially, and we show the unrolled network.

## 5.1 Experimental settings

The experimental settings differ between the three evaluation tasks, so we describe them separately for each task, starting with the NER task, and followed by the DP and NER tasks.

### 5.1.1 Experimental settings for NER

For NER, we train each BERT model for 10 epochs and each LSTM model for 50 epochs. These parameters were determined during preliminary testing on the Slovene dataset. The selected numbers of epochs are chosen to balance the performance and training times of the models. All NER models are evaluated using 10-fold cross-validation.

We evaluate the models with the  $F_1$  score, which is a harmonic mean of precision and recall measures. This measure is typically used in NER in a way that precision and recall are calculated separately for each of the three entity classes (location, organization, and person, but not "no entity"). For each metric, we compute the weighted average over the



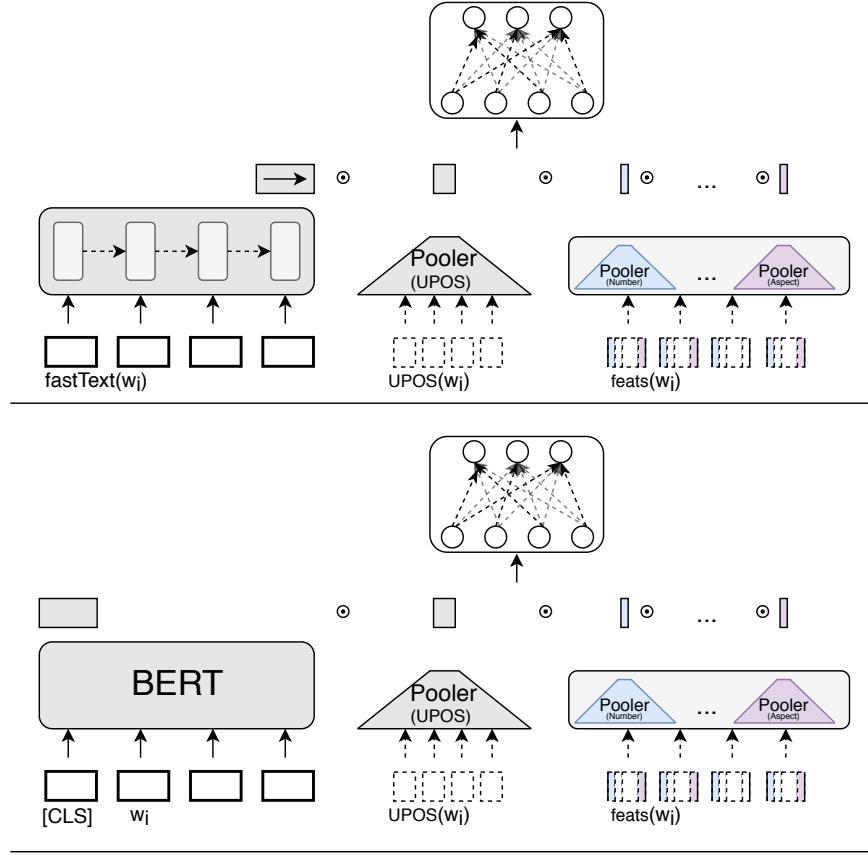


Figure 3: The baseline LSTM (top) and BERT (bottom) models for the NER task along with our modifications with morphological information. The dotted border of UPOS vectors and morphological features (feats) marks that their use is optional and varies across experiments. The  $\odot$  symbol between layers represents the concatenation operation. The  $w_i$  symbol stands for token  $i$ ; in case of LSTM, tokens enter the model sequentially and we show the unrolled network, while BERT processes all token simultaneously.

class scores using the frequencies of class values in the datasets as the weights. Ignoring the "no entity" (OTHR) label is a standard approach in the NER evaluation and disregards words that are not annotated with any of the named entity tags, i.e. the evaluation focuses on the named entities.

### 5.1.2 Experimental settings for dependency parsing

We train each DP model for a maximum of 10 epochs, using an early stopping tolerance of 5 epochs in the process. All models are evaluated using predefined splits into training, validation and testing set, determined by the respective treebank authors and maintainers (see Table 2). The final models, evaluated on the test set, are selected based on the maximum mean of unlabeled and labelled attachment scores (UAS and LAS) on the validation set. The UAS and LAS are standard accuracy metrics in DP. The UAS score is defined as the proportion of tokens that are assigned the correct syntactic head, while the LAS score is the proportion of tokens that are assigned the correct syntactic head as well as the dependency label [Jurafsky and Martin, 2009].

### 5.1.3 Experimental settings for comment filtering

In our NER experiments, we train BERT models for a maximum of 10 epochs and LSTM models for a maximum of 50 epochs, using early stopping with the tolerance of 5 epochs.

We evaluate the models using the classification accuracy metric. The choice reflects the fact that the distributions of class labels are approximately balanced in our datasets. We use fixed training, validation and test sets, obtained by randomly dividing the datasets in the ratio 60%:20%:20%. The initial results in the Croatian hate speech experiments

showed large variance; therefore, we repeated each experiment five times. For this task and Croatian language, we report the obtained mean classification accuracy and its standard deviation.

## 5.2 Experimental results

In this section, we compare the results of baseline models with their enhancements using additional morphological information. We split the presentation into three parts, according to the evaluation task: NER, DP, and CF.

### 5.2.1 Results for the NER task

For the NER evaluation task, we present results of the baseline NER models and models enhanced with the POS tags and morphological features, as introduced in Section 4.1. Table 3 shows the results for LSTM and BERT models. We compute the statistical significance of the differences between the baseline LSTM models and their best-performing counterpart with morphological additions. We use Wilcoxon signed-rank test [Wilcoxon et al., 1970] and underline the statistically significant differences at  $p = 0.01$  level. We do not perform the significance of differences tests for BERT as the differences for those models are marginal.

As expected, the baseline models involving BERT outperform their LSTM counterparts across all languages by a large margin. When adding POS tags or universal features to LSTM-based models, we observe a noticeable increase in performance over the baselines for seven languages. For three of them (Croatian, Russian, and Swedish), the increase in  $F_1$  score is under one per cent. For three of them (Estonian, Finnish, and Slovene), the differences in performance are statistically significant, and increases range from 1.4% (Finnish) to 4.6% (Slovene). The only language for which there is no improvement with the LSTM-based models is English.

In BERT-based models, the additional morphological features do not seem to make a practical difference. For all languages except Slovene, the increase in  $F_1$  values over the baseline is under 0.5%. However, since preliminary tests in this task were performed on Slovene, the larger observed increase might be due to manual overfitting.

Table 3:  $F_1$  scores for different models on the NER task in different languages. The upper part of the table shows LSTM models and the lower part shows BERT models. The best scores for each language are marked with the bold typeface separately for LSTM and BERT models. Best scores for which the difference to the baseline is statistically significant are underlined.

Model	CRO	ENG	EST	FIN	LAT	RUS	SLO	SWE
ft + LSTM	0.700	<b>0.890</b>	0.769	0.814	0.573	0.752	0.651	0.785
ft + LSTM + UPOS	<b>0.708</b>	0.889	<b>0.792</b>	0.824	<b>0.590</b>	0.754	0.692	0.787
ft + LSTM + UPOS + feats	0.706	0.883	0.781	<b>0.828</b>	0.588	0.759	<b>0.697</b>	0.785
ft + LSTM + feats	0.697	0.885	0.777	0.826	0.581	<b>0.760</b>	0.669	<b>0.793</b>
BERT	0.874	0.948	0.875	0.926	0.766	0.868	0.848	0.885
BERT + UPOS	<b>0.875</b>	0.948	0.874	0.927	<b>0.773</b>	<b>0.870</b>	<b>0.857</b>	<b>0.886</b>
BERT + UPOS + feats	<b>0.875</b>	<b>0.949</b>	<b>0.879</b>	0.927	0.763	0.869	0.853	0.883
BERT + feats	0.874	0.947	0.874	<b>0.928</b>	0.769	0.869	0.851	0.878

### 5.2.2 Results for the dependency parsing task

For the DP evaluation task on different languages (described in Section 4.2), we present UAS and LAS accuracies in Tables 4 and 5, respectively. We first show the scores of the baseline models (multi-layer bidirectional LSTM network with biaffine attention) followed by these models enhanced with additional inputs: LSTM or BERT contextual embeddings, POS tags and morphological features, introduced in Section 4.2. The results in the upper part of Section 4.2 represent enhancements incorporating LSTM embeddings, and in the lower part, we show the enhancements including BERT embeddings. We also statistically test the differences in UAS and LAS scores between the best performing enhanced variants and their baselines without morphological additions. As the splits are fixed in the DP tasks, we use Z-test for the equality of two proportions [Kanji, 2006] at  $p = 0.01$  level. The null hypothesis is that the scores of compared models are equal. For languages where the null hypothesis can be rejected, we underline the respective best result.

Similarly to the other two evaluation tasks, the models involving BERT embeddings outperform the baselines involving LSTM embeddings on all languages by a large margin. Enhancements with LSTM embeddings improve over parsers without contextual embeddings. Models with added POS tags or universal features noticeably improve over baselines

with only LSTM embeddings in both UAS and LAS score for all languages. The increase ranges between 1.2% (Russian) and 6.8% (Lithuanian) for UAS and between 2.4% (Russian) and 10.42% (Lithuanian) for LAS. All compared differences between the LSTM baselines and the best enhanced variants are statistically significant at  $p = 0.01$ .

Contrary to the results observed on the other two tasks, the addition of morphological features to the baseline models with BERT embeddings improves the performance scores for all languages. For some languages, the increase seems to be practically insignificant (under one per cent). However, for six languages out of nine, the increase in UAS is over one per cent and statistically significant; the same is true for eight languages out of nine for the LAS score. For these languages, the improvement ranges from 1.1% (Finnish) to 1.8% (Lithuanian) for UAS, and from 1.1% (Croatian) to 4.4% (Lithuanian) for LAS. The only language for which both UAS and LAS scores are practically equal to the baselines with BERT embeddings is Russian.

Table 4: UAS scores for different models on the DP task in different languages. The upper part of the table shows baseline parser with enhancements using LSTM-based contextual embeddings; the lower part shows baseline parser enhanced with variants of BERT embeddings. The best scores for each language are marked with the bold typeface separately for LSTM and BERT embeddings extensions. Statistically significant differences in best scores at  $p = 0.01$  level are underlined.

Model	CRO	ENG	EST	FIN	LAT	LIT	RUS	SLO	SWE
baseline	84.83	83.54	79.35	82.45	81.51	70.51	83.04	86.66	80.68
+LSTM	86.48	84.87	81.92	84.13	83.63	71.82	85.02	86.92	84.03
+LSTM+UPOS	87.81	<b>87.26</b>	85.30	86.82	86.73	75.83	85.75	91.99	86.78
+LSTM+UPOS+f.	<b>87.82</b>	87.21	<b>86.12</b>	<b>87.64</b>	<b>87.97</b>	<b>78.62</b>	86.19	<b>92.42</b>	<b>87.19</b>
+LSTM+feats	87.52	85.97	84.31	85.23	86.09	78.10	<b>86.26</b>	90.67	84.90
+mBERT	91.72	91.43	88.02	89.99	87.87	79.79	90.32	93.66	90.16
+mBERT+UPOS	<b>92.17</b>	<b>91.64</b>	89.26	90.53	89.11	80.48	90.53	94.70	91.21
+mBERT+UPOS+f.	91.97	91.56	<b>89.51</b>	<b>91.09</b>	<b>89.63</b>	<b>81.64</b>	<b>90.65</b>	<b>94.95</b>	<b>91.46</b>
+mBERT+feats	91.72	91.35	88.32	90.33	88.92	81.61	90.64	94.42	90.64

Table 5: LAS scores for different models on the DP task in different languages. The upper part of the table shows baseline parser with enhancements using LSTM-based contextual embeddings; the lower part shows baseline parser with enhancements using BERT embeddings. The best scores for each language are marked with the bold typeface separately for LSTM and BERT embedding extensions. Statistically significant differences in best scores at  $p = 0.01$  level are underlined.

Model	CRO	ENG	EST	FIN	LAT	LIT	RUS	SLO	SWE
baseline	77.55	79.28	73.17	77.09	75.77	62.23	77.22	82.12	75.06
+LSTM	79.59	80.69	76.24	78.60	78.08	63.65	79.24	83.03	78.97
+LSTM+UPOS	81.95	<b>84.68</b>	81.36	83.06	82.75	70.45	80.88	88.75	82.65
+LSTM+UPOS+f.	<b>82.84</b>	84.48	<b>83.46</b>	<b>83.97</b>	<b>84.27</b>	<b>74.07</b>	<b>81.68</b>	<b>90.32</b>	<b>83.17</b>
+LSTM+feats	82.00	82.96	81.00	81.16	81.81	72.40	81.64	88.38	80.31
+mBERT	86.37	88.09	84.30	86.07	83.02	72.62	85.99	91.67	86.67
+mBERT+UPOS	<b>87.63</b>	<b>89.35</b>	86.72	87.32	85.43	74.99	86.24	92.90	87.80
+mBERT+UPOS+f.	87.44	89.13	<b>87.19</b>	<b>87.99</b>	<b>86.16</b>	<b>77.04</b>	<b>86.56</b>	<b>93.40</b>	<b>88.38</b>
+mBERT+feats	86.81	88.81	85.72	87.07	85.19	76.33	86.37	92.74	87.25

### 5.2.3 Results for the comment filtering task

Table 6 shows the NER results for LSTM and BERT baselines and their enhancements, described in Section 4.3. All BERT-based models outperform the LSTM-based models by a large margin for both languages, Croatian and English.

Adding POS tags and universal features to neural architectures of either type does not increase the classification accuracy and may even decrease it in some cases. As the accuracy does not increase with the best set of hyperparameters, we do not further discuss the effect of different pooling types on the performance, though we note that none of the pooling approaches consistently performed best.

Table 6: Classification accuracies for baseline and enhanced models on the NER task in different languages. The upper part of the table shows LSTM models, and the lower part shows BERT models. The best scores for each language are marked with the bold typeface separately for LSTM and BERT models. We report the mean and standard deviation over five random splits of the data. The differences between the models of the same type and language are marginal.

Model	CRO	ENG
	Hate speech	Toxic comments
fastText + LSTM	<b>77.69 <math>\pm</math> 0.47%</b>	88.14 $\pm$ 0.12%
fastText + LSTM + uPOS	76.63 $\pm$ 0.77%	88.16 $\pm$ 0.15%
fastText + LSTM + uPOS + feats	75.64 $\pm$ 1.21%	86.90 $\pm$ 1.20%
fastText + LSTM + feats	76.52 $\pm$ 0.99%	<b>88.25 <math>\pm</math> 0.27%</b>
mBERT	86.20 $\pm$ 0.20%	92.23 $\pm$ 0.12%
mBERT + uPOS	85.05 $\pm$ 0.49%	<b>92.33 <math>\pm</math> 0.11%</b>
mBERT + uPOS + feats	<b>86.34 <math>\pm</math> 0.28%</b>	92.29 $\pm$ 0.20%
mBERT + feats	86.22 $\pm$ 0.35%	92.20 $\pm$ 0.13%

### 5.3 Ablation study

To further analyze different aspects of the proposed morphological enhancements, we conducted several ablation studies on the DP task where the datasets and evaluation settings allow many experiments. Similarly as in section 5.2.2, we statistically evaluate differences in performance between the baseline model and the best enhancement using the Z-test for the equality of two proportions. In cases where the null hypothesis can be rejected at  $p = 0.01$  level, we underline the respective compared score. We test the impact of additional training time, quality of morphological information, and different variants of BERT models.

#### 5.3.1 Additional training time

To test if the observed differences in performance are due to random variation in the training of models which could be reduced with longer training time, we increase the maximum training time from 10 to 15 epochs. From the studied languages, we arbitrarily choose a subset of 6 languages on which we experiment. The results are shown in Table 7.

Table 7: UAS/LAS scores achieved by models that are trained for up to 5 additional epochs (a maximum training time of 15 epochs instead of 10). The results for 10 epochs are presented in Tables 4 and 5.

Model	CRO	ENG	EST	FIN	SLO	RUS
baseline+LSTM	86.22/79.49	85.40/81.47	82.28/76.72	85.30/80.28	88.31/84.72	85.38/79.79
baseline+LSTM+UPOS	<b>88.43</b> /82.72	87.30/84.74	85.35/81.52	87.27/83.77	92.11/89.19	86.46/81.35
baseline+LSTM+UPOS+f.	88.26/ <b>83.26</b>	<b>87.92/85.26</b>	<b>86.40/83.65</b>	<b>87.83/84.22</b>	<b>92.64/90.64</b>	86.68/82.18
baseline+LSTM+feats	88.08/82.74	86.61/83.58	84.50/81.24	85.71/81.95	90.73/88.60	<b>86.75/82.21</b>
baseline+mBERT	92.06/87.03	91.10/87.77	88.06/84.60	90.58/87.06	93.97/92.11	90.26/86.15
baseline+mBERT+UPOS	92.03/87.55	<b>91.77/89.56</b>	89.35/86.60	91.16/87.98	94.54/92.80	91.05/87.04
baseline+mBERT+UPOS+f.	<b>92.09/87.71</b>	91.74/89.49	<b>89.49/87.26</b>	<b>91.32/88.42</b>	<b>95.16/93.78</b>	<b>91.11/87.23</b>
baseline+mBERT+feats	91.93/86.97	91.33/88.89	88.37/85.78	90.85/87.85	94.49/93.08	90.79/86.64

We can observe that longer training times slightly increases the scores for all model variants, though their relative order stays the same. The models with added morphological features still achieve better results, so the performance increases do not seem to be the effect of random fluctuations in training due to the different amount of training steps.

#### 5.3.2 Quality of morphological information

In the second ablation study, we evaluate the impact of the quality of morphological information. We replace the high quality (human-annotated) POS tags and morphological features used in Section 4.2 with those predicted by machine learning models. In this way, we test a realistic setting where the morphological information is at least to a certain degree noisy. We obtain POS tags and morphological features from Stanza models prepared for the involved languages [Qi et al., 2020]. To avoid overly optimistic results, we make sure to use models that are not trained on the same datasets used in our DP experiments. This is possible for a subset of five languages. Table 8 shows the results of DP models, trained with predicted morphological features. The first two lines of the table show the quality of used features,

expressed as the proportion of tokens, for which POS tags and *all* morphological features are correctly predicted, i.e. we report their accuracy.

The general trend is that using predicted features results in much smaller (best case) performance increases, though some languages still see significant increases. For LSTM models, the increases range from 0.42% (English) to 1.60% (Slovene) for UAS, and from 0.67% (English) to 2.41% (Finnish) for LAS. For BERT models, the increases are marginal and range from 0.00% (English) to 0.49% (Finnish) for UAS, and from -0.10% (i.e. decrease, Slovene) to 0.66% (Finnish) for LAS. These results are consistent with the results of our NER experiments in section 5.2.1, where we have no access to human-annotated features and find that noisy features only help LSTM-based models.

As noisy features might require different training, we also tried to increase the maximal number of training steps to 15 epochs and repeated the tuning of hyperparameters for one language (Estonian). None of these changes improved the scores by a practically relevant margin.

These results indicate that adding predicted morphological features to models with BERT embeddings might not be practically useful since their quality needs to be very high. However, since human annotated morphological features improve the performance on the DP task, this suggests that there is a room for improvement in BERT pre-training. It seems that pre-training tasks of BERT (masked language modelling and next sentence prediction) do not fully capture the morphological information present in the language.

Table 8: UAS/LAS scores achieved by models that are trained with predicted (noisy) instead of human-annotated morphological features. In the first two lines, we report the proportion of tokens for which UPOS tags and UPOS features are correctly predicted.

	ENG	EST	FIN	SLO	RUS
UPOS accuracy (%):	92.45	91.15	87.59	80.45	89.32
feats accuracy (%):	93.92	88.86	86.20	78.74	85.22
baseline+LSTM	84.87/80.69	81.92/76.24	84.13/78.60	86.92/83.03	85.02/79.24
baseline+LSTM+UPOS	85.18/ <b>81.36</b>	<b>82.44</b> /77.15	85.33/80.61	88.14/84.06	84.90/79.53
baseline+LSTM+UPOS+f.	85.04/81.02	82.24/ <b>77.39</b>	<b>85.56/81.01</b>	<b>88.52/85.00</b>	<b>85.82/80.89</b>
baseline+LSTM+feats	<b>85.29</b> /81.22	81.42/76.19	84.89/80.43	88.12/84.12	84.74/79.56
baseline+mBERT	<b>91.43</b> /88.09	88.02/84.30	89.99/86.07	93.66/ <b>91.67</b>	90.32/85.99
baseline+mBERT+UPOS	<b>91.43/88.33</b>	<b>88.20/84.69</b>	90.05/86.33	93.38/91.42	<b>90.59/86.17</b>
baseline+mBERT+UPOS+f.	91.08/88.05	88.06/84.39	<b>90.48/86.73</b>	<b>93.73</b> /91.57	90.34/85.74
baseline+mBERT+feats	90.90/87.74	87.88/84.42	89.77/85.91	93.37/91.23	89.65/85.27

### 5.3.3 Specific BERT models

In the third ablation study, we replace the embeddings obtained from the multilingual uncased BERT model with those obtained from more specific multilingual BERT models and monolingual BERT models. In experiments involving multilingual BERT models, we use Croatian/Slovene/English CroSloEngual BERT and Finnish/Estonian/English FinEst BERT [Ulčar and Šikonja, 2020]. In experiments with monolingual BERT models, we use English bert-base-uncased [Devlin et al., 2019], Finnish bert-base-finnish-cased-v1 [Virtanen et al., 2019], and Russian RuBERT [Kuratov and Arkhipov, 2019]. We only perform the experiments for a subset of studied languages for which we were able to find more specific BERT models. The aim is to check if the additional morphological features improve the performance of more language-specific BERT models. These are trained on a lower number of languages, and larger amounts of texts in the involved languages compared to the original multilingual BERT model Devlin et al. [2019]. Due to this language-specific training, we expect these BERT models to capture the nuances of the languages better, thus possibly benefiting less from the additional morphological features. The results are shown in Table 9 for trilingual BERT models and in Table 10 for monolingual BERT models.

In most cases, the specific multilingual BERT models without additional features do as well as or better than the best performing original multilingual BERT model with additional features. The only worse LAS scores are achieved on English and Estonian, indicating that trilingual BERT models are better adapted to the task than the original multilingual models. The addition of morphological features increases the UAS and LAS even further. For UAS, the improvements are generally smaller than before (see Figure 2), with the only improvement larger than 1% being on Estonian. For LAS, the improvements are larger compared to UAS and range from 0.54% (Slovene) to 2.23% (Estonian); only one language sees an improvement of less than 1%. These results indicate that the additional morphological features still contain valuable information for the DP task, which the BERT models do not capture. We hypothesise that slightly

lower performance of FinEst BERT (without additions) on Estonian as well as slightly larger increase when adding morphological features might be due to variability in the training process.

For monolingual models (the most language-specific), the results are mixed, but the general trend is that the additional features help little or not at all. The English monolingual model without and with morphological additions performs comparably to its multilingual (CroSloEngual) counterpart, and we do not see any additional increase in the performance. The Russian monolingual model achieves comparable UAS and LAS to the best performing original multilingual BERT model with additional features. With the addition of morphological features, the scores increase, but only marginally (under 0.5%). The Finnish monolingual model outperforms the best performing multilingual (FinEst) counterpart. The addition of morphological features to the monolingual Finnish model increases the scores further: UAS by 0.33% and LAS by 0.68%, but these increases are not statistically significant.

Table 9: UAS/LAS scores achieved by trilingual BERT models, each trained on a smaller set of languages (3) than the original multilingual BERT model (104).

BERT variant Model/Language	CroSloEngual BERT			FinEst BERT	
	CRO	ENG	SLO	FIN	EST
baseline+BERT	92.63/87.84	91.69/88.37	95.48/93.98	92.61/89.35	89.84/86.51
baseline+BERT+UPOS	<b>93.29/89.01</b>	<b>92.05/89.69</b>	95.72/94.27	<b>93.39/90.66</b>	<b>91.06/88.67</b>
baseline+BERT+UPOS+f.	92.95/88.33	91.99/89.65	<b>95.82/94.52</b>	93.23/90.61	91.01/ <b>88.74</b>
baseline+BERT+feats	92.87/87.98	91.27/88.58	95.33/94.05	93.12/90.54	89.94/87.44

Table 10: UAS/LAS achieved by monolingual BERT models.

BERT variant Model	bert-base-uncased	bert-base-finnish-cased-v1	RuBert
	ENG	FIN	RUS
baseline + BERT	91.82/88.74	94.20/91.51	90.83/86.39
baseline + BERT + UPOS	<b>91.92/89.60</b>	<b>94.53/92.19</b>	<b>91.24/87.31</b>
baseline + BERT + UPOS + f.	91.81/ <b>89.62</b>	94.08/91.73	91.04/87.04
baseline + BERT + feats	91.23/88.76	94.09/91.80	90.88/86.61

## 6 Conclusion

We analysed adding explicit morphological information in the form of embeddings for POS tags and morphological features to two currently dominant neural network architectures used in NLP: LSTM networks and transformer-based BERT models. We compared models enhanced with morphological information with baselines on three tasks (NER, DP, and NER). To obtain general conclusions, we used subsets of eight morphologically-rich languages from different language families.

The results indicate that adding morphological information to NER prediction models is not beneficial, but it improves the performance in the NER and DP tasks. For the DP task, the improvement depends on the quality of the morphological features. The additional morphological features consistently benefited LSTM-based models for NER and DP, both when they were of high quality and predicted (noisy). For BERT-based models, the *predicted* features do not make any practical difference for the NER and DP task but improve the performance in the DP task when they are of *high quality*. Testing different variants of BERT shows that language specialised variants improve the performance on the DP task and the additional morphological information is beneficial, though less and less as we shift from multilingual towards monolingual models.

The comparison of different BERT variants indicates that BERT models do not completely capture the language morphology. Since the release of BERT, several new pre-training objectives have been proposed, such as syntactic and semantic phrase masking [Zhou et al., 2020b] and span masking [Joshi et al., 2020]. In further work, it makes sense to apply these models to the DP task in order to test how well they capture the morphology. Further, the effect of morphological features could be analysed on additional tasks and languages, since the explicit morphological information does not seem to benefit them equally.

## Acknowledgements

This paper is supported by European Union’s Horizon 2020 Programme project EMBEDDIA (Cross-Lingual Embeddings for Less-Represented Languages in European News Media, grant no. 825153). The research was supported by the Slovene Research Agency through research core funding no. P6-0411. The Titan X Pascal used for a part of this research was donated by the NVIDIA Corporation.

## References

- Piotr Bojanowski, Edouard Grave, Armand Joulin, and Tomas Mikolov. Enriching word vectors with subword information. *Transactions of the Association for Computational Linguistics*, 5:135–146, 2017.
- Danqi Chen and Christopher Manning. A fast and accurate dependency parser using neural networks. In *Proceedings of the 2014 Conference on Empirical Methods in Natural Language Processing (EMNLP)*, pages 740–750, Doha, Qatar, October 2014. Association for Computational Linguistics.
- Ronan Collobert and Jason Weston. A unified architecture for natural language processing: Deep neural networks with multitask learning. In *Proceedings of the 25th International Conference on Machine Learning, ICML ’08*, page 160–167, New York, NY, USA, 2008. Association for Computing Machinery. ISBN 9781605582054.
- Alexis Conneau, German Kruszewski, Guillaume Lample, Loïc Barrault, and Marco Baroni. What you can cram into a single  $\$ \& ! \# *$  vector: Probing sentence embeddings for linguistic properties. In *Proceedings of the 56th Annual Meeting of the Association for Computational Linguistics (Volume 1: Long Papers)*, pages 2126–2136, Melbourne, Australia, July 2018. Association for Computational Linguistics.
- Jacob Devlin, Ming-Wei Chang, Kenton Lee, and Kristina Toutanova. BERT: Pre-training of deep bidirectional transformers for language understanding. In *Proceedings of the 2019 Conference of the North American Chapter of the Association for Computational Linguistics: Human Language Technologies, Volume 1 (Long and Short Papers)*, pages 4171–4186, Minneapolis, Minnesota, June 2019. Association for Computational Linguistics.
- Timothy Dozat and Christopher D. Manning. Deep biaffine attention for neural dependency parsing, 2016.
- Daniel Edmiston. A systematic analysis of morphological content in BERT models for multiple languages. arXiv:2004.03032, 2020.
- Yanai Elazar, Shauli Ravfogel, Alon Jacovi, and Yoav Goldberg. When Bert forgets how to POS: Amnesic probing of linguistic properties and MLM predictions, 2020.
- Paula Fortuna and Sérgio Nunes. A survey on automatic detection of hate speech in text. *ACM Comput. Surv.*, 51(4), July 2018. ISSN 0360-0300.
- Lei Gao and Ruihong Huang. Detecting online hate speech using context aware models. In *Proceedings of the International Conference Recent Advances in Natural Language Processing, RANLP 2017*, pages 260–266, Varna, Bulgaria, September 2017. INCOMA Ltd.
- Spiros V Georgakopoulos, Sotiris K Tasoulis, Aristidis G Vrahatis, and Vassilis P Plagianakos. Convolutional neural networks for toxic comment classification. In *Proceedings of the 10th Hellenic Conference on Artificial Intelligence*, pages 1–6, 2018.
- Onur Güngör, Eray Yıldız, Suzan Uskudarli, and Tunga Gungor. Morphological embeddings for named entity recognition in morphologically rich languages. *arXiv preprint arXiv:1706.00506*, 2017.
- Jiahui Han, Shengtan Wu, and Xinyu Liu. jhan014 at SemEval-2019 task 6: Identifying and categorizing offensive language in social media. In *Proceedings of the 13th International Workshop on Semantic Evaluation*, pages 652–656, Minneapolis, Minnesota, USA, June 2019. Association for Computational Linguistics.
- Sepp Hochreiter and Jürgen Schmidhuber. Long Short-Term Memory. *Neural Computation*, 9(8):1735–1780, November 1997. ISSN 0899-7667.
- Zhiheng Huang, Wei Xu, and Kai Yu. Bidirectional LSTM-CRF models for sequence tagging. *ArXiv*, abs/1508.01991, 2015.
- Ganesh Jawahar, Benoît Sagot, and Djamé Seddah. What does BERT learn about the structure of language? In *Proceedings of the 57th Annual Meeting of the Association for Computational Linguistics*, pages 3651–3657, Florence, Italy, July 2019. Association for Computational Linguistics.
- Tao Ji, Yuanbin Wu, and Man Lan. Graph-based dependency parsing with graph neural networks. In *Proceedings of the 57th Annual Meeting of the Association for Computational Linguistics*, pages 2475–2485, Florence, Italy, July 2019. Association for Computational Linguistics.

- Mandar Joshi, Danqi Chen, Yinhan Liu, Daniel S. Weld, Luke Zettlemoyer, and Omer Levy. SpanBERT: Improving pre-training by representing and predicting spans. *Transactions of the Association for Computational Linguistics*, 8: 64–77, 2020.
- Daniel Jurafsky and James H. Martin. *Speech and Language Processing (2nd Edition)*. Prentice-Hall, Inc., USA, 2009. ISBN 0131873210.
- Gopal K Kanji. *100 statistical tests*. Sage, 2006.
- Jurgita Kapočiūtė-Dzikienė, Joakim Nivre, and Algis Krupavičius. Lithuanian dependency parsing with rich morphological features. In *Proceedings of the fourth workshop on statistical parsing of morphologically-rich languages*, pages 12–21, 2013.
- Mojtaba Khallash, Ali Hadian, and Behrouz Minaei-Bidgoli. An empirical study on the effect of morphological and lexical features in Persian dependency parsing. In *Proceedings of the Fourth Workshop on Statistical Parsing of Morphologically-Rich Languages*, pages 97–107, Seattle, Washington, USA, October 2013. Association for Computational Linguistics.
- Eliyahu Kiperwasser and Yoav Goldberg. Simple and accurate dependency parsing using bidirectional LSTM feature representations. *Transactions of the Association for Computational Linguistics*, 4:313–327, 2016.
- Dan Kondratyuk and Milan Straka. 75 languages, 1 model: Parsing universal dependencies universally. In *Proceedings of the 2019 Conference on Empirical Methods in Natural Language Processing and the 9th International Joint Conference on Natural Language Processing (EMNLP-IJCNLP)*, pages 2779–2795, 2019.
- Artur Kulmizev, Miryam de Lhoneux, Johannes Gontum, Elena Fano, and Joakim Nivre. Deep contextualized word embeddings in transition-based and graph-based dependency parsing - a tale of two parsers revisited. In *Proceedings of the 2019 Conference on Empirical Methods in Natural Language Processing and the 9th International Joint Conference on Natural Language Processing (EMNLP-IJCNLP)*, pages 2755–2768, 2019.
- Yuri Kuratov and Mikhail Arkhipov. Adaptation of deep bidirectional multilingual transformers for Russian language, 2019.
- Onur Kuru, Ozan Arkan Can, and Deniz Yuret. CharNER: Character-level named entity recognition. In *Proceedings of COLING 2016, the 26th International Conference on Computational Linguistics: Technical Papers*, pages 911–921, Osaka, Japan, December 2016. The COLING 2016 Organizing Committee.
- Zuchao Li, Jiaxun Cai, Shexia He, and Hai Zhao. Seq2seq dependency parsing. In *Proceedings of the 27th International Conference on Computational Linguistics*, pages 3203–3214, Santa Fe, New Mexico, USA, August 2018. Association for Computational Linguistics.
- Yongjie Lin, Yi Chern Tan, and Robert Frank. Open Sesame: Getting inside BERT’s linguistic knowledge, 2019.
- Shervin Malmasi and Marcos Zampieri. Detecting hate speech in social media. In *Proceedings of the International Conference Recent Advances in Natural Language Processing*, pages 467–472, 2017.
- Yuval Marton, Nizar Habash, and Owen Rambow. Improving Arabic dependency parsing with lexical and inflectional morphological features. In *Proceedings of the NAACL HLT 2010 First Workshop on Statistical Parsing of Morphologically-Rich Languages*, pages 13–21, Los Angeles, CA, USA, June 2010. Association for Computational Linguistics.
- Ryan McDonald, Fernando Pereira, Kiril Ribarov, and Jan Hajič. Non-projective dependency parsing using spanning tree algorithms. In *Proceedings of Human Language Technology Conference and Conference on Empirical Methods in Natural Language Processing*, pages 523–530, Vancouver, British Columbia, Canada, October 2005. Association for Computational Linguistics.
- Kristian Miok, Dong Nguyen-Doan, Blaž Škrlj, Daniela Zaharie, and Marko Robnik-Šikonja. Prediction uncertainty estimation for hate speech classification. In *International Conference on Statistical Language and Speech Processing*, pages 286–298. Springer, 2019.
- Joakim Nivre. An efficient algorithm for projective dependency parsing. In *Proceedings of the Eighth International Conference on Parsing Technologies*, pages 149–160, Nancy, France, April 2003.
- Joakim Nivre, Mitchell Abrams, Željko Agić, et al. Universal Dependencies 2.6, 2020. URL <http://hdl.handle.net/11234/1-2988>. LINDAT/CLARIAH-CZ digital library at the Institute of Formal and Applied Linguistics (ÚFAL), Faculty of Mathematics and Physics, Charles University.
- Wenzhe Pei, Tao Ge, and Baobao Chang. An effective neural network model for graph-based dependency parsing. In *Proceedings of the 53rd Annual Meeting of the Association for Computational Linguistics and the 7th International Joint Conference on Natural Language Processing (Volume 1: Long Papers)*, pages 313–322, Beijing, China, July 2015. Association for Computational Linguistics.



- Telmo Pires, Eva Schlinger, and Dan Garrette. How multilingual is multilingual BERT? In *Proceedings of the 57th Annual Meeting of the Association for Computational Linguistics*, pages 4996–5001, Florence, Italy, July 2019. Association for Computational Linguistics.
- Peng Qi, Yuhao Zhang, Yuhui Zhang, Jason Bolton, and Christopher D. Manning. Stanza: A Python natural language processing toolkit for many human languages. In *Proceedings of the 58th Annual Meeting of the Association for Computational Linguistics: System Demonstrations*, 2020.
- Anna Rogers, Olga Kovaleva, and Anna Rumshisky. A primer in BERTology: What we know about how BERT works, 2020.
- Tatjana Scheffler, Erik Haegert, Santichai Pornavalai, and Mino Lee Sasse. Feature explorations for hate speech classification. In *14th Conference on Natural Language Processing KONVENS 2018*, volume 6, page 8, 2018.
- Wolfgang Seeker and Jonas Kuhn. On the role of explicit morphological feature representation in syntactic dependency parsing for German. In *Proceedings of the 12th International Conference on Parsing Technologies*, pages 58–62, Dublin, Ireland, October 2011. Association for Computational Linguistics.
- Serhiy Shtovba, Olena Shtovba, and Mykola Petrychko. Detection of social network toxic comments with usage of syntactic dependencies in the sentences. In *Proceedings of the Second International Workshop on Computer Modeling and Intelligent Systems*, pages 313–323, 2019.
- Lilia Simeonova, Kiril Simov, Petya Osenova, and Preslav Nakov. A morpho-syntactically informed LSTM-CRF model for named entity recognition, 2019.
- Milan Straka and Jana Straková. Tokenizing, POS tagging, lemmatizing and parsing UD 2.0 with UDPipe. In *Proceedings of the CoNLL 2017 Shared Task: Multilingual Parsing from Raw Text to Universal Dependencies*, pages 88–99, Vancouver, Canada, August 2017. Association for Computational Linguistics.
- Ian Tenney, Dipanjan Das, and Ellie Pavlick. BERT rediscovers the classical NLP pipeline. In *Proceedings of the 57th Annual Meeting of the Association for Computational Linguistics*, pages 4593–4601, Florence, Italy, July 2019. Association for Computational Linguistics.
- Matej Ulčar and Marko Robnik Šikonja. FinEst BERT and CroSloEngual BERT: less is more in multilingual models, 2020.
- Cynthia Van Hee, Els Lefever, Ben Verhoeven, Julie Mennes, Bart Desmet, Guy De Pauw, Walter Daelemans, and Véronique Hoste. Detection and Fine-Grained Classification of Cyberbullying Events. In *Proceedings of the International Conference Recent Advances in Natural Language Processing*, pages 672–680, 2015.
- Ashish Vaswani, Noam Shazeer, Niki Parmar, Jakob Uszkoreit, Llion Jones, Aidan N. Gomez, Łukasz Kaiser, and Illia Polosukhin. Attention is all you need. In *Proceedings of the 31st International Conference on Neural Information Processing Systems*, page 6000–6010, 2017.
- Antti Virtanen, Jenna Kanerva, Rami Ilo, Jouni Luoma, Juhani Luotolahti, Tapio Salakoski, Filip Ginter, and Sampo Pyysalo. Multilingual is not enough: BERT for Finnish, 2019.
- Frank Wilcoxon, SK Katti, and Roberta A Wilcox. Critical values and probability levels for the wilcoxon rank sum test and the wilcoxon signed rank test. *Selected tables in mathematical statistics*, 1:171–259, 1970.
- Hiroyasu Yamada and Yuji Matsumoto. Statistical dependency analysis with support vector machines. In *Proceedings of the Eighth International Conference on Parsing Technologies*, pages 195–206, Nancy, France, April 2003.
- Marcos Zampieri, Shervin Malmasi, Preslav Nakov, Sara Rosenthal, Noura Farra, and Ritesh Kumar. SemEval-2019 task 6: Identifying and categorizing offensive language in social media (OffensEval). In *Proceedings of the 13th International Workshop on Semantic Evaluation*, pages 75–86, Minneapolis, Minnesota, USA, June 2019. Association for Computational Linguistics.
- Marcos Zampieri, Preslav Nakov, Sara Rosenthal, Pepa Atanasova, Georgi Karadzhov, Hamdy Mubarak, Leon Derczynski, Zeses Pitenis, and Çağrı Çöltekin. SemEval-2020 task 12: Multilingual offensive language identification in social media (OffensEval 2020), 2020.
- Houquan Zhou, Yu Zhang, Zhenghua Li, and Min Zhang. Is POS tagging necessary or even helpful for neural dependency parsing?, 2020a.
- Junru Zhou, Zhuosheng Zhang, Hai Zhao, and Shuailiang Zhang. LIMIT-BERT: Linguistic informed multi-task BERT, 2020b.