

# PowerNet: Multi-agent Deep Reinforcement Learning for Scalable Powergrid Control

Dong Chen<sup>1</sup>, Zhaojian Li<sup>\*1</sup>, Tianshu Chu<sup>2</sup>, Rui Yao<sup>3</sup>, Feng Qiu<sup>3</sup>, Kaixiang Lin<sup>4</sup>

**Abstract**—This paper develops an efficient multi-agent deep reinforcement learning algorithm for cooperative controls in powergrids. Specifically, we consider the decentralized inverter-based secondary voltage control problem in distributed generators (DGs), which is first formulated as a cooperative multi-agent reinforcement learning (MARL) problem. We then propose a novel on-policy MARL algorithm, PowerNet, in which each agent (DG) learns a control policy based on (sub-)global reward but local states from its neighboring agents. Motivated by the fact that a local control from one agent has limited impact on agents distant from it, we exploit a novel spatial discount factor to reduce the effect from remote agents, to expedite the training process and improve scalability. Furthermore, a differentiable, learning-based communication protocol is employed to foster the collaborations among neighboring agents. In addition, to mitigate the effects of system uncertainty and random noise introduced during on-policy learning, we utilize an action smoothing factor to stabilize the policy execution. To facilitate training and evaluation, we develop PGSim, an efficient, high-fidelity powergrid simulation platform. Experimental results in two microgrid setups show that the developed PowerNet outperforms a conventional model-based control, as well as several state-of-the-art MARL algorithms. The decentralized learning scheme and high sample efficiency also make it viable to large-scale power grids.

**Index Terms**—Multi-agent deep reinforcement learning, secondary voltage control, distributed generators (DGs), inverter-based microgrid.

## I. INTRODUCTION

Renewable energy such as solar and wind has attracted significant research interest in recent decades due to its great potential to reduce greenhouse gas emissions and subsequently slow global warming [1]. In a modern power grid, those renewable energy sources are present as distributed generators (DGs), along with other traditional electricity sources such as fossil-fuel and nuclear stations. In particular, microgrids are localized subgrids that can operate either connected to or isolated from the main grid. As microgrids can still operate when the main grid is down, they can strengthen grid resilience and service reliability. There are two levels of controls in a microgrid when disconnected from the main grid: primary control and secondary control [2]. The primary control refers

to the lower level control within a DG to maintain a desired voltage reference whereas the secondary control is concerned with the cooperative generations of local references across the DGs to achieve grid-wise control objectives [3]–[7]. As the secondary control has the great potential to improve the overall grid efficiency, it will be the focus of this paper.

Existing secondary control methods can be categorized into two main classes: centralized and distributed. A centralized controller gathers information from all DGs and then makes a collective control decision that is then sent to respective DGs [8]–[10]. While these centralized voltage control schemes show promising results, they incur heavy communication overheads and often suffer from a single-point-of-failure [11] and curse of dimensionality, which make it impractical to deploy in today’s large-scale microgrid systems. Inspired by the idea of cooperative control in multi-agent systems, distributed control methods have also been developed [2], [7], [12]–[16], which consider a more practical setup where each DG communicates with its neighboring DGs and makes a decentralized control decision based on its own state as well as the states from its neighbors, shared via local communication networks. Conventional model-based methods generally first approximate the nonlinear heterogeneous dynamics of microgrids with a simplified linear dynamics and then develop distributed feedback controllers for the formulated tracking synchronization problem [2], [13], [14], [17]. Note that the underlying microgrid dynamics is subject to complex nonlinearity, system and disturbance uncertainty, and high dimensionality, model simplifications have to be made to enable the model-based control designs, which will inevitably negatively impact the control performance.

Meanwhile, multi-agent reinforcement learning (MARL) has been greatly advanced and successfully applied to a variety of complex systems in the past few years, including role play games like StarCraft and DOTA [18], [19], traffic lights control [20], and autonomous driving [21]. The applications of MARL to voltage control of microgrids also exist [10], [11], [22]–[24], which focus on autonomous voltage control (AVC), with the objective of regulating the voltage of all buses across the power systems. In this paper, we treat the secondary voltage control in isolated microgrids with the goal of stabilizing the output voltages of the DGs at a pre-defined reference value [13]. We formulate the secondary voltage control of inverter-based microgrid systems as a partially observable Markov decision process (POMDP) and develop an on-policy MARL algorithm, PowerNet, to efficiently coordinate the DGs for cooperative controls. We develop a decentralized, on-policy MARL approach that is both stable in training and efficient

<sup>1</sup> Dong Chen and Zhaojian Li are with the Department of Mechanical Engineering, Michigan State University, Lansing, MI, 48824, USA. Email: {chendon9, lizhaoj1}@msu.edu.

<sup>2</sup> Tianshu Chu is with the Department of Civil and Environmental Engineering, Stanford University, Stanford, CA 94305, USA. Email: cts198859@hotmail.com.

<sup>3</sup> Rui Yao and Feng Qiu are with the Argonne National Laboratory, Lemont, IL 60439, USA. Email: yaorui.thu@gmail.com; fqiu@anl.gov.

<sup>4</sup> Kaixiang Lin is with the Department of Computer Science, Michigan State University, Lansing, MI, 48824, USA. Email: linkaixi@msu.edu.

\*Zhaojian Li is the corresponding author.

in policy learning. Comprehensive experiments are conducted and results show that our proposed PowerNet outperforms several state-of-the-art MARL algorithms, as well as a model-based approach in terms of performance, learning efficiency, and scalability.

The main contributions and the technical advancements of this paper are summarized as follows.

- 1) The secondary voltage control of inverter-based microgrids is modeled as a decentralized, cooperative MARL problem, and a corresponding power grid simulation platform, PGSIM, is developed and open-sourced<sup>1</sup>.
- 2) We develop an efficient on-policy decentralized MARL algorithm, PowerNet, to effectively learn a control policy by introducing a novel spatial discount factor, a learning-based communication protocol, and an action smoothing mechanism.
- 3) Comprehensive experiments are performed, which show that the proposed PowerNet outperforms the conventional model-based control, as well as 5 state-of-the-art MARL algorithms, in terms of sample efficiency and voltage regulation performance.

The remainder of the paper is organized as follows. The background of reinforcement learning and state-of-the-art MARL algorithms are presented in Section II. In Section III, we formulate the secondary voltage control as an MARL problem and our developed MARL algorithm, PowerNet, is detailed in Section IV. Experiments, results, and discussions are presented in Section V whereas concluding remarks and future works are drawn in Section VI.

## II. BACKGROUND

In this section, we review the preliminaries of reinforcement learning (RL) and several state-of-the-art MARL algorithms that will be used as benchmarks for comparison in Section V.

### A. Preliminaries of Reinforcement Learning (RL)

The objective of a RL agent is to learn an optimal policy  $\pi^*$  that maximizes the accumulated reward  $R_t = \sum_{k=0}^T \gamma^k r_{t+k}$  via continuous interactions with the environment. Here  $r_{t+k}$  is the (random) instantaneous reward at time step  $t+k$  and  $\gamma \in (0, 1]$  is a discount factor that places more emphasis on near-term rewards. More specifically, at each discrete time step  $t$ , the agent takes an observation of the environment and itself  $s_t \in \mathbb{R}^n$ , executes an (exploratory) action  $a_t \in \mathbb{R}^m$ , and receives a scalar reward  $r_t \in \mathbb{R}$ . In general, the environment is impacted by some unknown disturbance  $w_t$ . A policy,  $\pi : \mathcal{S} \rightarrow \text{Pr}(\mathcal{A})$ , is a mapping from states to a probability distribution over the action space and it describes the agent's behavior. If the agent can only observe  $o_t$ , a partial description of the state  $s_t$ , the underlying dynamics becomes a partially observable Markov Decision Process (POMDP) and the goal is then to learn a policy that maps from the observation  $o_t$  to an appropriate action.

The value function of a state  $s$  under policy  $\pi$ ,  $V^\pi(s)$ , is defined as the expected return starting from  $s$  and following policy  $\pi$ , i.e.,  $V^\pi(s_t) = E_\pi[R_t | s_t = s]$ . The state-action value

function (or Q-function),  $Q^\pi(s, a)$ , is defined as the expected return starting from state  $s$ , taking first action  $a$ , and then following policy  $\pi$  afterwards. The optimal Q-function for a state-action pair  $(s, a)$  is given by  $Q^*(s, a) = \max_\pi Q^\pi(s, a)$ . Note that the knowledge of the optimal Q-function induces an optimal policy by  $\pi^*(s) = \arg \max_a Q^*(s, a)$ . Many times the agent's policy is parameterized by some parameters  $\theta$  and the goal is to learn the values of parameters  $\theta$  that maximize the reward function. In actor-critic (A2C) algorithms [25], [26], two networks are employed: a critic network parameterized by  $\omega$  to learn the value function  $V_\omega^{\pi_\theta}(s_t)$  and an actor network  $\pi_\theta(a_t | s_t)$  parameterized by  $\theta$  to update the policy distribution in the direction suggested by the critic network by:

$$\theta \leftarrow \theta + E_{\pi_\theta} \left[ \left( \nabla_\theta \log \pi_\theta(a_t | s_t) \right) A_t \right]. \quad (1)$$

where  $A_t = Q^{\pi_\theta}(s, a) - V_\omega^{\pi_\theta}(s_t)$  [25] is the advantage function used to reduce the sample variance. The value function parameters are then updated by minimizing the following square error loss:

$$\min_\omega E_{\mathcal{D}} \left( R_t + \gamma V_{\omega'}(s_{t+1}) - V_\omega(s_t) \right)^2. \quad (2)$$

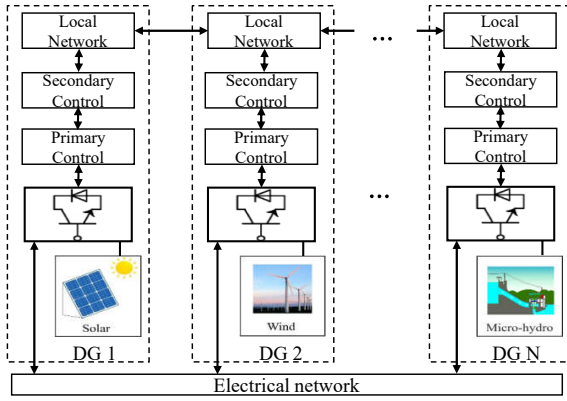
where  $\mathcal{D}$  denotes the experience replay buffer that collects previously encountered trajectories and  $\omega'$  denotes the parameters obtained from earlier iterations as a target network [10].

### B. MARL and State-of-the-Art

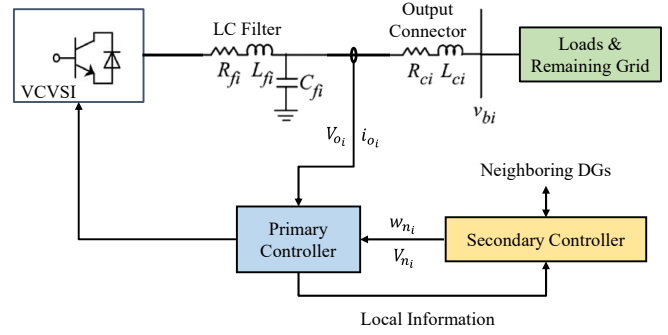
MARL is an extension of the single-agent agent and is concerned with systems with multiple agents/players. Great progress has been made in the past decade with many successful applications [18]–[21]. Independent Q-learning (IQL) [27] is a natural extension from single-agent RL, allowing each agent to learn independently and simultaneously while viewing other agents as part of the environment. Although fully scalable, IQL suffers from non-stationarity and partial observability. To address the non-stationary issue of IQL, FPrint [28] exploits the technique of importance sampling and includes low-dimensional fingerprints to distinguish obsolete data in the experience buffer. Furthermore, ConseNet [29] proposes an actor-critic-based MARL algorithm with fully decentralized critic networks through a consensus update in the communication network. An emergent paradigm in MARL is *learn to communicate*, in which agents automatically learn a communication protocol to maximize their shared utility. For example, in DIAL [30], agents receive messages from their neighbors through a differentiable communication protocol, in which the message is encoded and summed with other input signals at the receiver side. Another framework is CommNet [31], which learns the communication protocol by calculating the mean of all messages instead of encoding them. Note that for both DIAL and CommNet, information losses inevitably incur as they involve summation of input signals [32].

Inspired by the aforementioned works, in this paper, we develop a new on-policy MARL algorithm, PowerNet, for secondary voltage control. It exploits the *centralized learning decentralized execution* structure as in [33]. To facilitate cooperation among the neighboring agents, instead of summing the messages, we concatenate and encode the communication

<sup>1</sup>See <https://github.com/Derekabc/PGSIM>



(a) Diagram of decentralized control of microgrids.



(b) Diagram of inverter-based DG.

Fig. 1: Schematic diagram of the decentralized control of microgrids and the inverter-based DG.

messages. Novel techniques of spatial discount factor and action smoothing are also incorporated to improve learning efficiency and control performance. More details are presented in Section IV.

### III. PROBLEM FORMULATION

Voltage-controlled voltage source inverter (VCVSI) is widely used in DGs to provide fast voltage/frequency support [13]. A typical VCVSI with decentralized control architecture is illustrated in Fig. 1a, where a *secondary controller* is employed for each DG to coordinate with neighboring DGs and dynamically generate voltage references. The obtained reference is then used by the lower-level *primary controller* as the reference to track. The overall control objective is to maintain the voltage and frequency of all DGs to the reference value despite the disruptions in the power network and tracking imperfections in primary control [13], [14], [34]. More specifically, as shown in Fig. 1b, the primary controller of each DG  $i$ ,  $i = 1, \dots, N$ , consumes the frequency and voltage references,  $w_{n_i}$  and  $V_{n_i}$ , from the secondary controller, and regulate the output voltage  $V_{o_i}$  and frequency to a desired reference. This is typically achieved via the active and reactive-power droop techniques [4], [13] without communications among DGs. The readers are referred to [13], [14] for the underlying system dynamics, which is exploited to develop our power grid simulation platform, PGSIM<sup>2</sup>. The objective of the secondary voltage control is to coordinate with other DGs and generate reference signals  $V_{n_i}$  to synchronize the voltage magnitude of DG  $i$  to the reference value, in the presence of power disturbances and primary control imperfections.

While model-based secondary control approaches exist [13], [14], the performance is generally unsatisfactory due to system simplifications made to address nonlinearity and uncertain disturbances. In this paper, we develop a model-free, MARL-based approach. Specifically, we model a microgrid as a multi-agent network:  $\mathcal{G} = (\mathcal{V}, \mathcal{E})$ , where each agent  $i \in \mathcal{V}$  communicates with its neighbors  $\mathcal{N}_i := \{j | \varepsilon_{ij} \in \mathcal{E}\}$ . Let  $\mathcal{S} := \times_{i \in \mathcal{V}} \mathcal{S}_i$  and  $\mathcal{A} := \times_{i \in \mathcal{V}} \mathcal{A}_i$  be the global state space and action space that represent, respectively, the aggregated state information and concatenated controls of all DGs, the

underlying dynamics of the microgrid can be characterized by the state transition distribution  $\mathcal{P}: \mathcal{S} \times \mathcal{A} \times \mathcal{S} \rightarrow [0, 1]$ . We consider a decentralized MARL framework to achieve scalable power grid control. More specifically, each DG only communicates with its neighbors and makes a control decision based on these observations. As each agent  $i$  (DG  $i$ ) only observes part of the environment (states of itself and its neighbors), this leads to a POMDP [35]. At each time step  $t$ , each agent  $i$  makes an observation  $o_{i,t} \in \mathcal{O}_i$ , takes an action  $a_{i,t}$ , and then receives the next observation  $o_{i,t+1}$  and a reward signal  $r_{i,t} := \mathcal{O}_t \times \mathcal{A}_t \rightarrow \mathbb{R}$ . The goal is to learn an optimal decentralized policy  $\pi_i := \mathcal{O}_i \times \mathcal{A}_i \rightarrow [0, 1]$  such that the expected future rewards are maximized. We solve the above problem through MARL and we define the key elements in the considered POMDP in the following.

- *Action space*: the control action for each DG is the secondary voltage control set point  $V_n$ . In this paper, we use 10 discrete actions that are evenly spaced between 1.02 pu and 1.12 pu. The overall action of the microgrid is the joint actions from all DGs, i.e.,  $a = v_{n1} \times v_{n2} \times \dots \times v_{nN}$ .
- *State space*: the state of each DG  $i$  is chosen as  $s_{i,t} = (\delta_i, P_i, Q_i, i_{odi}, i_{oqi}, i_{bdi}, i_{bqi}, v_{bdi}, v_{bqi})$  to characterize the operations of the DG, where  $\delta_i$  is the measured reference angle frame;  $P_i$  and  $Q_i$  denote the active and reactive power, respectively;  $i_{odi}$ ,  $i_{oqi}$ ,  $i_{bdi}$  and  $i_{bqi}$  represent the output d-q currents of the DG  $i$  and the directly connected buses, respectively; and  $v_{bdi}$  and  $v_{bqi}$  are the output d-q voltages of the connected bus, respectively. The entire state of the microgrid system is the Cartesian product of the individual states, i.e.,  $S(t) = s_{1,t} \times \dots \times s_{N,t}$ .
- *Observation space*: we assume that each DG can only observe its local state as well as messages from its neighbors, i.e.,  $o_{i,t} = S_{i,t} \cup m_{i,t}$ , where  $m_{i,t}$  is the communication message received from its neighboring agents  $j \in \mathcal{N}_i$  and will be detailed in Section IV.
- *Transition probabilities*: the transition probability  $\mathcal{T}(s'|s, a)$  characterizes the dynamics of the microgrid. We follow the models in [13], [14] to build our simulation platform but we do not exploit any prior knowledge of the transition probability as our MARL is

<sup>2</sup>See <https://github.com/Derekabc/PGSIM>

model free.

- *Reward function*: we design the following reward function to promote the DGs to quickly converge to reference voltages (e.g., 1 pu):

$$r_{i,t} \triangleq \begin{cases} 0.05 - |1 - v_i|, & v_i \in [0.95, 1.05], \\ -|1 - v_i|, & v_i \in [0.8, 0.95] \cup [1.05, 1.25], \\ -10, & \text{Otherwise.} \end{cases} \quad (3)$$

where  $r_{i,t}$  is the reward of agent  $i$  at time step  $t$ . More specifically, we divide the voltage range into 3 operation zones similar to [11]: normal zone ( $[0.95, 1.05]$  pu), violation zone ( $[0.8, 0.95] \cup [1.05, 1.25]$  pu), and diverged zone ( $[0, 0.8] \cup [1.25, \infty]$  pu). With the formulated reward, DGs with diverged voltages will receive large penalty, while DGs with voltage close to 1 pu obtain positive rewards.

#### IV. POWERNET FOR SECONDARY VOLTAGE CONTROL

In this section, we present a novel decentralized MARL algorithm, PowerNet, to efficiently solve the POMDP formulated above. The proposed PowerNet extends the independent actor-critic (IA2C) to deal with multiple cooperative agents by fostering collaborations between neighboring agents, which is enabled by the following three novel characteristics: 1) a learning-based differentiable communication protocol, to efficiently promote cooperation between neighboring agents; 2) a novel spatial discount factor, to mitigate partial observability and enhance learning stability; and 3) an action smoothing scheme, to mitigate the effects of system uncertainty and random noise introduced during on-policy learning. We next explain those features in more detail.

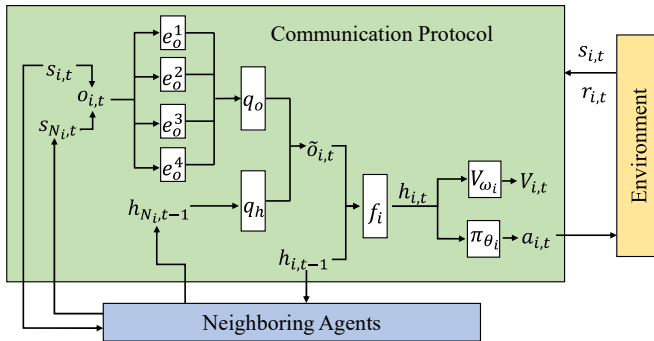


Fig. 2: Overview of the proposed communication protocol.

1) *Differentiable communication protocol*: We consider a decentralized MARL framework where each agent (DG) can communicate with its neighbors and exchange necessary information such as the states. In contrast to non-communicative MARL algorithms (e.g., IA2C, FPrint and ConseNet) that generally suffer from slow convergence and unsatisfactory performance [32], we incorporate information from neighboring agents to enhance the learning efficiency. As illustrated in Fig. 2, at each time step  $t$ , agent  $i$  updates its hidden state  $h_{i,t}$  as:

$$h_{i,t} = f_i(h_{i,t-1}, q_o(e_s(o_{i,t})), q_h(h_{N_{i,t-1}})). \quad (4)$$

where  $h_{i,t-1}$  is the encoded hidden state from last time step;  $o_{i,t}$  is agent  $i$ 's observation made at time  $t$ , i.e., its

internal state and states from its neighbors;  $h_{N_{i,t-1}}$  is the concatenated hidden state from its neighbors;  $e_s$ ,  $q_o$ , and  $q_h$  are differentiable message encoding and extracting functions, where one-layer fully connected layers with 64 neurons are used; and  $f_i$  is the encoding function for the hidden states and communication information, where we use a Long Short Term Memory (LSTM [36]) network to improve the observability [35] and better utilize the past hidden state  $h_{i,t-1}$  information.

Instead of using low-dimensional indicators as in [28], we include the neighbor's complete states into the local observation  $o_{i,t} = s_{i,t} \cup s_{N_{i,t}}$  to improve the agent's observability and use a network to learn an appropriate representation automatically. To improve the scalability and robustness, we regroup the observation  $o_{i,t}$  according to their physical units. For instance, the observation  $o_{i,t}$  is divided into four groups:  $o_{i,t}^1 \cup o_{i,t}^2 \cup o_{i,t}^3 \cup o_{i,t}^4$  according to their units, i.e., frequency, power, voltage, and current. These regrouped sub-observations are encoded independently and then concatenated as  $e_s(o_{i,t}) = \text{cat}(e_s^1(o_{i,t}^1), e_s^2(o_{i,t}^2), e_s^3(o_{i,t}^3), e_s^4(o_{i,t}^4))$ , where  $e_s^j$ ,  $j=1,2,3,4$ , are one-layer fully connected encoding layers.

The received communication message  $m_{i,t}$  of the  $i$ th agent is a combination of internal states and hidden states of its neighbors, i.e.,  $m_{i,t} = h_{N_{i,t-1}} \cup s_{N_{i,t}}$  with  $h_{N_{i,t-1}}$  being the hidden states of agent  $i$ 's neighbors at time  $t-1$ . The encoded observation  $e_s(o_{i,t})$  and the neighbors' hidden states  $h_{N_{i,t-1}}$  are extracted by  $q_o$  and  $q_h$ , respectively. We then concatenate the encoded message as  $\tilde{o}_{i,t} = \text{cat}(q_o(e_s(o_{i,t})), q_h(h_{N_{i,t-1}}))$ . Concatenation operation is shown in [32] to have better performance as compared to the summation operation used in DIAL and CommNet on reducing information loss. The hidden state is then obtained by using the LSTM  $f_i$  to encode  $\tilde{o}_{i,t}$  and  $h_{i,t-1}$ .

The hidden state  $h_{i,t}$  obtained from (4) is then used in the actor and critic networks to generate random actions and predict the value functions, respectively, i.e.,  $\pi_{\theta_i}(\cdot|h_{i,t})$  and  $V_{\omega_i}(h_{i,t})$ . In this paper, we use a discrete action space and the action is sampled from the last Softmax layer as  $a_{i,t} \sim \pi_{\theta_i}(\cdot|h_{i,t})$ . We adopt the centralized training and decentralized execution scheme [20], [32], where each agent has its own actor and critic networks, and their policies are updated independently instead of updating in a consensus way [29] that may hurt the convergence speed.

2) *Spatial discount factor*: As mentioned above, the goal of cooperative MARL is to maximize the shared global reward  $R_{g,t} = \sum_{i \in \mathcal{V}} R_{i,t}$ , where  $R_{i,t} = \sum_{k=0}^T \gamma^k r_{i,t+k}$  denotes the cumulative reward for agent  $i$ . For each agent, a natural choice of the reward is the instantaneous global reward, i.e.,  $\sum_{i=1}^N r_{i,t}$ . However, this scheme can lead to several issues. First, aggregating global reward can cause large latency and increase the communication overheads. Second, the single global reward leads to the credit assignment problem [37], which would significantly impede the learning efficiency and limit the number of agents to a small size. Third, as an agent is typically only slightly impacted by agents distant from it, using the global reward to train the policy for each agent can lead to slow convergence. To address the aforementioned issues of using a global reward, in this paper, we employ a novel spatial discount factor to address the above challenges. Specifically,

each agent  $i$ ,  $i = 1, \dots, N$ , utilizes the following reward:

$$R_{i,t} = \sum_{k=0}^T \gamma^k \sum_{j \in \nu} \alpha(d_{i,j}) r_{j,t+k}. \quad (5)$$

where  $\alpha(d_{i,j}) \in [0, 1]$  is the spatial discount function with  $d_{i,j}$  being the distance between agent  $i$  and  $j$ . The distance  $d_{i,j}$  can be an Euclidean distance characterizing the physical distance between the two agents or the distances between two vertices in a graph (i.e., number of shortest connecting edges). Note that the new reward defined in (5) characterizes a whole spectrum of reward correlation, from local greedy control (When  $\alpha(d_{i,j \neq i}) = 0$  and  $\alpha(d_{i,i}) = 1$ ), to a global reward (when  $\alpha \equiv 1$ ). Note that there are different choices of the spatial discount function. For example, one can choose

$$\alpha(d_{i,j}) = \begin{cases} 1, & \text{if } d_{ij} \leq D, \\ 0, & \text{Otherwise.} \end{cases} \quad (6)$$

where  $D$  is the distance threshold that defines an ‘‘effective distance’’ near the considered agent. The threshold  $D$  can incorporate factors such as communication speed and overhead. In this paper, we adopt  $\alpha(d_{i,j}) = \alpha^{d_{i,j}}$  with  $\alpha \in (0, 1]$  being a constant scalar and a hyperparameter to be tuned.

As a result, the gradient computation in Eqn. (1) becomes:

$$\nabla_{\theta_i} J(\theta_i) = E_{\pi_{\theta}} \left[ \left( \nabla_{\theta_i} \log \pi_{\theta_i}(a_{i,t} | o_{\nu_i,t}) \right) A_{i,t} \right]. \quad (7)$$

where  $A_{i,t}^{\pi_{\theta_i}} = Q^{\pi_{\theta_i}}(s, a) - V^{\pi_{\theta_i}}(s)$  is the advantage function,  $Q^{\pi_{\theta_i}}(s, a) = \mathbf{E}_{\pi_{\theta_i}}(R_{i,t} | s_t = s, a_{\nu_i,t} = a_{\nu_i})$  is the state-action value function, and  $V^{\pi_{\theta_i}}(s) = V^{\pi_i}(s, a_{\mathcal{N}_i})$  is the state value function. We optimize the parameter of critic network  $V_{w_i}$  as follows:

$$\min_{w_i} E_{\mathcal{D}} \left[ \sum_{j \in \nu} \alpha^{d_{ij}} r_{j,t} + V_{w'_i}(o_{\nu_i,t}) - V_{w_i}(o_{\nu_i,t}) \right]^2. \quad (8)$$

Minibatches of sampled trajectory are used to update the network parameters using Eqn. 7 and Eqn. 8 to reduce the variance [20].

3) *action smoothing*: Note that our proposed PowerNet is an on-policy MARL algorithm that needs to sample stochastic actions at each time step, which sometimes can lead to noisy action samples with large fluctuations, even after the algorithm converges. These action fluctuations can cause undesirable system perturbations. Towards this end, we introduce an action smoothing scheme to smoothen the sampled action  $a_{i,t} \sim \pi_{\theta_i}(\cdot | h_{i,t})$  before execution as:

$$a_{i,t} \leftarrow \begin{cases} a_{i,t}, & t = 1; \\ \rho a_{i,t-1} + (1 - \rho) a_{i,t}, & t > 1. \end{cases} \quad (9)$$

where  $\rho \in [0, 1]$  is the discount factor;  $a_{i,t-1}$  is the action taken at time  $t - 1$ . This scheme is also known as exponential moving average [38]. When  $\rho$  is chosen as 0, there is no smoothing on actions and the agent will directly take actions sampled from the policy  $\pi_{\theta_i}$ . When  $\rho = 1$ , the new action  $a_{i,t}$  will not be updated and the agent keeps using the previous action. We specify an action smoothing window  $T_w$  in which the past actions are buffered and used for smoothing. This time window size needs to be properly chosen as too large  $T_w$  will consider too many obsolete actions that may cause the agent to react slowly to abrupt changes whereas too small  $T_w$  may have

---

**Algorithm 1: PowerNet for Secondary Voltage Control**


---

**Parameter:**  $\alpha, \rho, \gamma, \eta_w, \eta_{\theta}, T, M, T_w, N$ .

**Output** :  $\theta_i, w_i, i \in \mathcal{V}$ .

---

```

1 initialize  $s_0, h_{-1}, t, k \leftarrow 0, \mathcal{D} \leftarrow \emptyset$ ;
2 for  $j = 0$  to  $M - 1$  do
3   for  $t = 0$  to  $T - 1$  do
4     for  $i \in \mathcal{V}$  do
5       | send  $m_{i,t} = s_{i,t} \cup h_{i,t-1}$ 
6     end
7     for  $i \in \mathcal{V}$  do
8       | get  $\tilde{o}_{i,t} = \text{cat}(q_o(e_s(o_{i,t})), q_h(h_{\mathcal{N}_{i,t-1}}))$ 
9       | get  $h_{i,t} = f_i(h_{i,t-1}, \tilde{o}_{i,t}), \pi_{i,t} \leftarrow \pi_{\theta_i}(\cdot | h_{i,t})$ 
10      | update  $a_{i,t} \sim \pi_{i,t}$ 
11    end
12    for  $i \in \mathcal{V}$  do
13      | update  $v_{i,t} \leftarrow V_{w_i}(h_{i,t}, a_{\mathcal{N}_i,t})$ 
14      | update  $a_{i,t}$  according to Eqn. (9)
15      | execute  $a_{i,t}$ 
16    end
17    simulate  $\{s_{i,t+1}, r_{i,t}\}_{i \in \mathcal{V}}$ 
18    update  $\mathcal{D} \leftarrow \{(o_{i,t}, a_{i,t}, r_{i,t}, v_{i,t})\}_{i \in \mathcal{V}}$ 
19    update  $t \leftarrow t + 1, j \leftarrow j + 1, k \leftarrow k + 1$ 
20    if  $k = N$  then
21      for  $i \in \mathcal{V}$  do
22        | update  $\theta_i \leftarrow w_i + \eta_{\theta_i} \nabla_{\theta_i} J(\theta_i)$ 
23        | update  $w_i \leftarrow w_i + \eta_{w_i} \nabla_{w_i} V(w_i)$ 
24      end
25    end
26    initialize  $\mathcal{D} \leftarrow \emptyset, k \leftarrow 0$ 
27  end
28 update  $s_0, h_{-1}, t \leftarrow 0$ 
29 end

```

---

limited smoothing effect. In this paper,  $\rho$  and  $T_w$  are treated as hyperparameters and are tuned using cross-validations.

The complete PowerNet algorithm is shown in Algorithm 1. The hyperparameters include: the distance discount factor  $\alpha$ , the action smoothing factor  $\rho$ , the (time)-discount factor  $\gamma$ , the learning rates of the actor network  $\eta_w$  and critic network  $\eta_{\theta}$ , the total number of training steps  $M$ , the epoch length  $T$ , the action sample window  $T_w$ , and the batch size  $N$ . More specifically, the agents interact with the environment for thousands of epochs (Lines 2–27). In Lines 4–6, each agent collects and sends the communication message  $m_{i,t}$  to its neighbors. After that, each agent combines, regroups and encodes its observations (Line 8). The agents then update their hidden states and actor networks used to sample actions (Lines 9–10). In Lines 12–15, the critic network is updated and actions are smoothed before execution. After interacting with the environment (Lines 16), agents transition to the next state and receive an immediate reward (Lines 17), which will be added to an on-policy experience buffer (Lines 18). In Lines 20–26, the parameters of the actor and critic networks are updated using the collected trajectories sampled from the on-policy experience buffer. After each epoch, all agents are reset to their initial states to start a new epoch (Lines 27).

## V. EXPERIMENT, RESULTS, AND DISCUSSIONS

In this section, we apply the developed PowerNet to two microgrid systems, IEEE 34-bus test feeder with 6 distributed DGs (microgrid-6, Fig. 3a) and a larger-scale microgrid system with 20 DGs (microgrid-20, Fig. 3b). The simulation platform we developed is based on the line and load specifications

detailed in [39] and [40], respectively. Furthermore, to better represent the real-world power systems, we add random load variations across the entire microgrid with  $\pm 20\%$  perturbations from its nominal values specified in [40]. We also add random disturbances in the range of  $\pm 5\%$  of the nominal values for each load at every simulation step to simulate the random disruptions in the real-world power grid. The DGs are controlled with a sampling time of 0.05s and each DG can communicate with its neighbors via local communication edges. The lower level primary control is realized through [13].

Through cross-validation, the spatial discount factor  $\alpha$  is chosen as 1.0 and 0.7 for microgrid-6 and microgrid-20, respectively. It is reasonable to have a larger spatial discount factor in the microgrid-6 system as agents are strongly and tightly connected in that small microgrid system. A smaller  $\alpha$  in the larger-scale microgrid-20 system is advantageous to reduce the effect of remote agents, but a too small  $\alpha$  will cause the agents to ignore their effect on the neighboring agents. For example, if we choose  $\alpha = 0$ , the expected reward for agent  $i$  at time step  $t$  will become  $R_i = \sum_{t=1}^T \gamma^t r_{i,t}$ , which cannot ensure a maximum global reward as each agent update its own policy greedily.

For the action smoothing factor  $\rho$ , we choose  $\rho = 0.5$  for microgrid-6 and  $\rho = 0.4$  for microgrid-20. As microgrid-20 is more complicated than the microgrid-6, we choose a larger  $\rho$ , considering that a small  $\rho$  will result in a slow response to sudden voltage violations. We choose the sample window  $T_w = 5$  for both microgrid systems.

We then compare PowerNet with several state-of-the-art benchmark MARL algorithms (IA2L [33], FPrint [28], ConseNet [29], DIAL [30], and CommNet [31]), as well as a conventional model-based method [13], to demonstrate its effectiveness. We train each model over 10,000 episodes, with  $\gamma = 0.99$ , minibatch size  $N = 20$ , actor learning rate  $\eta_\theta = 5 \times 10^{-4}$ , and critic learning rate  $\eta_w = 2.5 \times 10^{-4}$ . To ensure fair comparison, each episode generates different random seeds and in each episode the same random seed is shared across different algorithms to guarantee the same training/testing environment. We control the agents every  $\Delta T = 0.05$  seconds and one episode lasts for  $T = 20$  steps.

Fig. 4 shows the training curve for all MARL algorithms in microgrid-6 and microgrid-20 systems. To better visualize the training process, we only show the first one thousand and two thousand training episodes for microgrid-6 and microgrid-20 systems, respectively. It is clear that in both microgrid-6 and microgrid-20, PowerNet outperforms all state-of-the-art MARL algorithms in terms of convergence speed. This is due to the proposed communication protocol structure and suitable spatial discount factor, which help improve sample efficiency and speed up the learning. In the more challenging microgrid-20 system, PowerNet shows its greater advantages of sample efficiency as seen from fastest convergence speed and best average episode reward compared to other algorithms (see Fig. 4b).

After 10 thousand episodes of training, we evaluate the trained algorithms for 20 times with the same random seed for each agent in every episode, while sharing different test seeds for different episodes. Besides the state-of-the-

art MARL algorithms, we also compare PowerNet with a conventional model-based method [13] in terms of voltage control performance. The comparison results are summarized in Table I, which shows the average episode return over 20 test episodes of the MARL algorithms and the conventional method (ConvOP). It is clear that PowerNet achieves the best execution performance over other methods in both scenarios. ConvOP has bad performance due to its slow response as it is sensitive to random disturbance and relies heavily on accurate system models. IA2C also does not perform well in both scenarios which is consistent to the training curves in Fig. 4. It is noted that other state-of-the-art MARL algorithms achieve similar, reasonable performance, but our PowerNet outperforms them with a significant margin.

To better show the voltage control performance, we compare the voltage control results under heavy load conditions as shown in Fig. 5 (for microgrid-6) and Fig. 6 (for microgrid-20). The control objective is to regulate all DG voltages to the reference value  $1 pu$ . A red cross mark represents a voltage violation on the DG whereas a black dot means the DG's voltage is within the normal range. Here we use  $r$  to denote the average control reward of the last 5 control steps according to Eqn. 3. All algorithms can regulate the voltages to the normal range in the small-size microgrid-6 environment as shown in Fig. 5.

Fig. 6 shows the performance comparison for the more challenging microgrid-20 case, due to dense network connections and complicated couplings among agents. It is thus not wise to control the voltage independently as IA2C does, which indeed leads to a bad performance. ConvOP also fails to regulate the voltages of some DGs and diverge more from the central line  $1 pu$  as it is not designed to deal with system uncertainties and random noises that are present in real-world microgrids. FPrint, DIAL, and CommNet also incur voltage violations, which shows that simply including neighbors' policies is not sufficient for a complicated test case as microgrid-20. DIAL and CommNet's failure imply that simply summing all the communication information and computing the immediate reward according to undiscounted global reward can cause agents fail to learn effective communication protocols in a large-scale and cooperative microgrid environment. ConseNet fails to regulate the voltages and the controlled voltages are still more diverged compared to PowerNet.

## VI. CONCLUSIONS

In this paper, we formulated the secondary voltage control in inverter-based microgrid systems as a MARL problem. A novel on-policy, cooperative MARL algorithm, PowerNet, was developed by incorporating a differentiable, learning-based communication protocol, a spatial discount factor, and an action smoothing scheme. Comprehensive experiments were conducted that show the proposed PowerNet outperforms other state-of-the-art approaches in terms of convergence speed and voltage control performance. In our future work, we will develop a more realistic simulation environment by incorporating data from real-world power systems. We will also investigate some privacy-preserving schemes as the decentralized im-



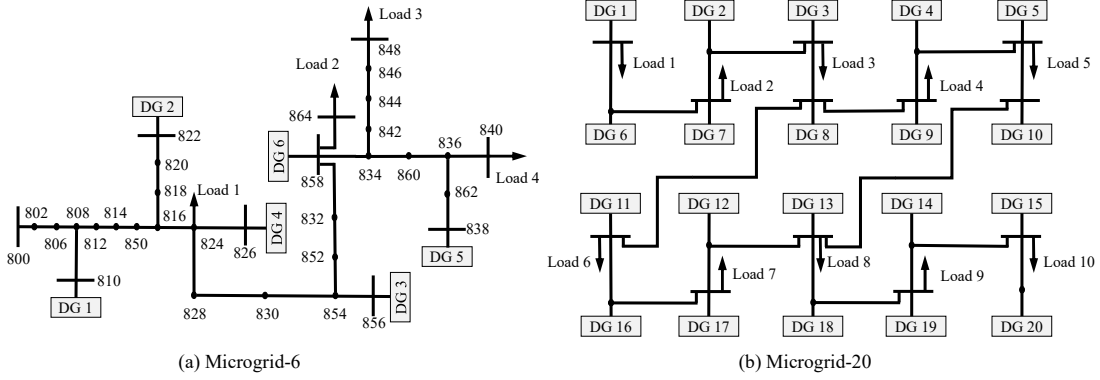


Fig. 3: System diagrams of the two microgrid simulation platforms: (a) microgrid-6; and (b) microgrid-20.

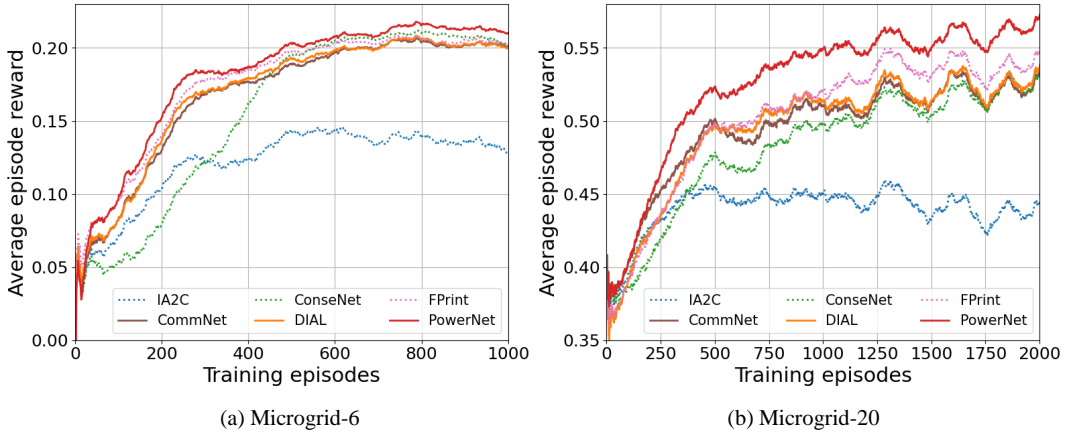


Fig. 4: MARL training curves for (a) microgrid-6 and (b) microgrid-20 systems. The lines show the average reward per training episode which are smoothed over the past 100 episodes.

TABLE I: Average execution performance comparison between trained MARL policies and the conventional model-based method. The reward is the average reward over 20 evaluation episodes. Best values are in bold.

	PowerNet	ConvOP [13]	IA2C	FPrint	ConseNet	CommNet	DIAL
Microgrid-6	<b>0.236</b>	0.083	0.205	0.233	0.224	0.223	0.222
Microgrid-20	<b>0.659</b>	0.203	0.469	0.594	0.593	0.589	0.595

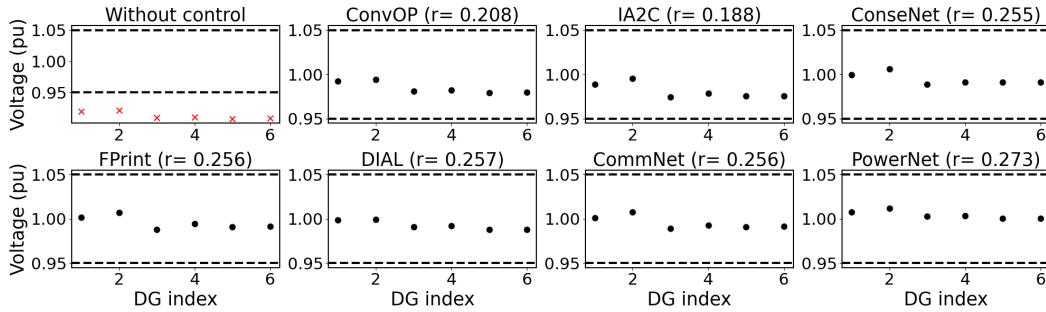


Fig. 5: Execution performance on voltage control in microgrid-6.

plementation requires extensive information exchange among neighboring agents, which can lead to privacy breach.

## REFERENCES

- [1] V. K. Sood and H. Abdelgawad, "Chapter 1 - microgrids architectures," in *Distributed Energy Resources in Microgrids*, R. K. Chauhan and K. Chauhan, Eds. Academic Press, 2019, pp. 1 – 31. [Online]. Available: <http://www.sciencedirect.com/science/article/pii/B9780128177747000016>
- [2] A. Bidram, A. Davoudi, and F. L. Lewis, "A multiobjective distributed control framework for islanded ac microgrids," *IEEE Transactions on industrial informatics*, vol. 10, no. 3, pp. 1785–1798, 2014.
- [3] J. Lai, H. Zhou, X. Lu, X. Yu, and W. Hu, "Droop-based distributed cooperative control for microgrids with time-varying delays," *IEEE Transactions on Smart Grid*, vol. 7, no. 4, pp. 1775–1789, 2016.
- [4] J. M. Guerrero, J. C. Vasquez, J. Matas, L. G. De Vicuña, and M. Castilla, "Hierarchical control of droop-controlled ac and dc microgrids—a general approach toward standardization," *IEEE Transactions on industrial electronics*, vol. 58, no. 1, pp. 158–172, 2010.
- [5] A. Mehrizi-Sanir and R. Iravani, "Secondary control for microgrids

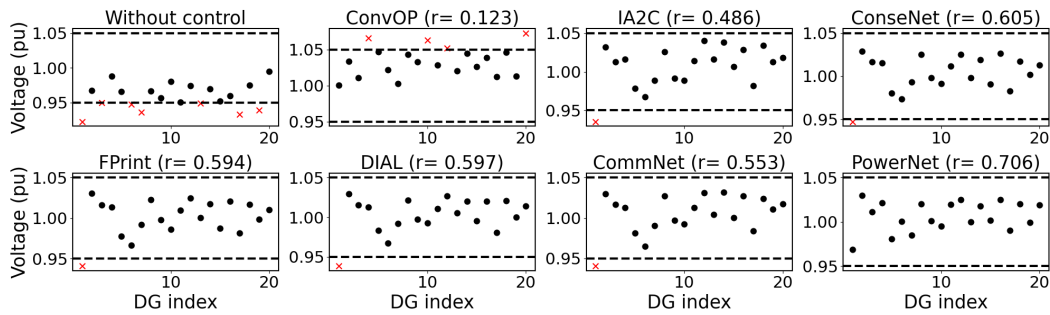


Fig. 6: Execution performance on voltage control in microgrid-20.

- using potential functions: modeling issues,” *Proceedings of the Conseil International des Grands Réseaux Électriques (CIGRE)*, vol. 182, 2009.
- [6] M. Savaghebi, A. Jalilian, J. C. Vasquez, and J. M. Guerrero, “Secondary control scheme for voltage unbalance compensation in an islanded droop-controlled microgrid,” *IEEE Transactions on Smart Grid*, vol. 3, no. 2, pp. 797–807, 2012.
  - [7] Q. Shafiee, J. M. Guerrero, and J. C. Vasquez, “Distributed secondary control for islanded microgrids—a novel approach,” *IEEE Transactions on power electronics*, vol. 29, no. 2, pp. 1018–1031, 2013.
  - [8] P. N. Vovos, A. E. Kiprakis, A. R. Wallace, and G. P. Harrison, “Centralized and distributed voltage control: Impact on distributed generation penetration,” *IEEE Transactions on power systems*, vol. 22, no. 1, pp. 476–483, 2007.
  - [9] A. Mehrizi-Sani and R. Iravani, “Potential-function based control of a microgrid in islanded and grid-connected modes,” *IEEE Transactions on Power Systems*, vol. 25, no. 4, pp. 1883–1891, 2010.
  - [10] V. Mnih, K. Kavukcuoglu, D. Silver, A. Graves, I. Antonoglou, D. Wierstra, and M. Riedmiller, “Playing atari with deep reinforcement learning,” *arXiv preprint arXiv:1312.5602*, 2013.
  - [11] S. Wang, J. Duan, D. Shi, C. Xu, H. Li, R. Diao, and Z. Wang, “A data-driven multi-agent autonomous voltage control framework using deep reinforcement learning,” *IEEE Transactions on Power Systems*, 2020.
  - [12] H. Xin, Z. Qu, J. Seuss, and A. Maknouninejad, “A self-organizing strategy for power flow control of photovoltaic generators in a distribution network,” *IEEE Transactions on Power Systems*, vol. 26, no. 3, pp. 1462–1473, 2010.
  - [13] A. Bidram, A. Davoudi, F. L. Lewis, and J. M. Guerrero, “Distributed cooperative secondary control of microgrids using feedback linearization,” *IEEE Transactions on Power Systems*, vol. 28, no. 3, pp. 3462–3470, 2013.
  - [14] A. Bidram, A. Davoudi, F. L. Lewis, and Z. Qu, “Secondary control of microgrids based on distributed cooperative control of multi-agent systems,” *IET Generation, Transmission & Distribution*, vol. 7, no. 8, pp. 822–831, 2013.
  - [15] L. Ding, Q.-L. Han, and X.-M. Zhang, “Distributed secondary control for active power sharing and frequency regulation in islanded microgrids using an event-triggered communication mechanism,” *IEEE Transactions on Industrial Informatics*, vol. 15, no. 7, pp. 3910–3922, 2018.
  - [16] X. Lu, X. Yu, J. Lai, J. M. Guerrero, and H. Zhou, “Distributed secondary voltage and frequency control for islanded microgrids with uncertain communication links,” *IEEE Transactions on Industrial Informatics*, vol. 13, no. 2, pp. 448–460, 2016.
  - [17] J. Lai, X. Lu, X. Yu, W. Yao, J. Wen, and S. Cheng, “Distributed voltage control for dc microgrids with coupling delays & noisy disturbances,” in *IECON 2017-43rd Annual Conference of the IEEE Industrial Electronics Society*. IEEE, 2017, pp. 2461–2466.
  - [18] O. Vinyals, I. Babuschkin, W. M. Czarnecki, M. Mathieu, A. Dudzik, J. Chung, D. H. Choi, R. Powell, T. Ewalds, P. Georgiev *et al.*, “Grandmaster level in starcraft ii using multi-agent reinforcement learning,” *Nature*, vol. 575, no. 7782, pp. 350–354, 2019.
  - [19] C. Berner, G. Brockman, B. Chan, V. Cheung, P. Dębiak, C. Dennison, D. Farhi, Q. Fischer, S. Hashme, C. Hesse *et al.*, “Dota 2 with large scale deep reinforcement learning,” *arXiv preprint arXiv:1912.06680*, 2019.
  - [20] T. Chu, J. Wang, L. Codecà, and Z. Li, “Multi-agent deep reinforcement learning for large-scale traffic signal control,” *IEEE Transactions on Intelligent Transportation Systems*, vol. 21, no. 3, pp. 1086–1095, 2019.
  - [21] S. Shalev-Shwartz, S. Shammah, and A. Shashua, “Safe, multi-agent, reinforcement learning for autonomous driving,” *arXiv preprint arXiv:1610.03295*, 2016.
  - [22] J. Duan, D. Shi, R. Diao, H. Li, Z. Wang, B. Zhang, D. Bian, and Z. Yi, “Deep-reinforcement-learning-based autonomous voltage control for power grid operations,” *IEEE Transactions on Power Systems*, vol. 35, no. 1, pp. 814–817, 2019.
  - [23] H. Liu and W. Wu, “Online multi-agent reinforcement learning for decentralized inverter-based volt-var control,” *arXiv preprint arXiv:2006.12841*, 2020.
  - [24] D. Cao, W. Hu, J. Zhao, Q. Huang, Z. Chen, and F. Blaabjerg, “A multi-agent deep reinforcement learning based voltage regulation using coordinated pv inverters,” *IEEE Transactions on Power Systems*, vol. 35, no. 5, pp. 4120–4123, 2020.
  - [25] V. Mnih, A. P. Badia, M. Mirza, A. Graves, T. Lillicrap, T. Harley, D. Silver, and K. Kavukcuoglu, “Asynchronous methods for deep reinforcement learning,” in *International conference on machine learning*, 2016, pp. 1928–1937.
  - [26] J. Schulman, F. Wolski, P. Dhariwal, A. Radford, and O. Klimov, “Proximal policy optimization algorithms,” *arXiv preprint arXiv:1707.06347*, 2017.
  - [27] M. Tan, “Multi-agent reinforcement learning: Independent vs. cooperative agents,” in *Proceedings of the tenth international conference on machine learning*, 1993, pp. 330–337.
  - [28] J. Foerster, N. Nardelli, G. Farquhar, T. Afouras, P. H. Torr, P. Kohli, and S. Whiteson, “Stabilising experience replay for deep multi-agent reinforcement learning,” *arXiv preprint arXiv:1702.08887*, 2017.
  - [29] K. Zhang, Z. Yang, H. Liu, T. Zhang, and T. Başar, “Fully decentralized multi-agent reinforcement learning with networked agents,” *arXiv preprint arXiv:1802.08757*, 2018.
  - [30] J. Foerster, I. A. Assael, N. De Freitas, and S. Whiteson, “Learning to communicate with deep multi-agent reinforcement learning,” in *Advances in neural information processing systems*, 2016, pp. 2137–2145.
  - [31] S. Sukhbaatar, R. Fergus *et al.*, “Learning multiagent communication with backpropagation,” in *Advances in neural information processing systems*, 2016, pp. 2244–2252.
  - [32] T. Chu, S. Chinchali, and S. Katti, “Multi-agent reinforcement learning for networked system control,” *arXiv preprint arXiv:2004.01339*, 2020.
  - [33] R. Lowe, Y. I. Wu, A. Tamar, J. Harb, O. P. Abbeel, and I. Mordatch, “Multi-agent actor-critic for mixed cooperative-competitive environments,” in *Advances in neural information processing systems*, 2017, pp. 6379–6390.
  - [34] B. Ning, Q.-L. Han, and L. Ding, “Distributed secondary control of ac microgrids with external disturbances and directed communication topologies: A full-order sliding-mode approach,” *IEEE/CAA Journal of Automatica Sinica*, 2020.
  - [35] M. Hausknecht and P. Stone, “Deep recurrent q-learning for partially observable mdp,” *arXiv preprint arXiv:1507.06527*, 2015.
  - [36] S. Hochreiter and J. Schmidhuber, “Long short-term memory,” *Neural computation*, vol. 9, no. 8, pp. 1735–1780, 1997.
  - [37] R. S. Sutton and A. G. Barto, *Reinforcement learning: An introduction*. MIT press, 2018.
  - [38] E. S. Gardner Jr, “Exponential smoothing: The state of the art,” *Journal of forecasting*, vol. 4, no. 1, pp. 1–28, 1985.
  - [39] T. Li and J.-F. Zhang, “Consensus conditions of multi-agent systems with time-varying topologies and stochastic communication noises,” *IEEE Transactions on Automatic Control*, vol. 55, no. 9, pp. 2043–2057, 2010.
  - [40] A. Mustafa, B. Poudel, A. Bidram, and H. Modares, “Detection and mitigation of data manipulation attacks in ac microgrids,” *IEEE Transactions on Smart Grid*, vol. 11, no. 3, pp. 2588–2603, 2019.