

Zero-Shot Visual Slot Filling as Question Answering

Larry Heck¹, Simon Heck,²

¹ Viv Labs

² Department of Computer Science, Pomona College
larry.heck@ieee.org, simonheck@gmail.com

Abstract

This paper presents a new approach to visual zero-shot slot filling. The approach extends previous approaches by reformulating the slot filling task as Question Answering. Slot tags are converted to rich natural language questions that capture the semantics of visual information and lexical text on the GUI screen. These questions are paired with the user’s utterance and slots are extracted from the utterance using a state-of-the-art ALBERT-based Question Answering system trained on the Stanford Question Answering dataset (SQuAD2). An approach to further refine the model with multi-task training is presented. The multi-task approach facilitates the incorporation of a large number of successive refinements and transfer learning across similar tasks. A new Visual Slot dataset and a visual extension of the popular ATIS dataset is introduced to support research and experimentation on visual slot filling. Results show F1 scores between 0.52 and 0.60 on the Visual Slot and ATIS datasets with no training data (zero-shot).

Introduction

The last decade has seen the development and broad deployment of personal digital assistants (PDAs) including Apple Siri, Microsoft Cortana, Amazon Alexa, Google Assistant and Samsung Bixby. A primary component of the PDAs is Natural Language Understanding (NLU) - understanding the meaning of the user’s utterance. Referring to Figure 1, the NLU task typically consists of determining the domain of the user’s request (e.g., travel), the user’s intent (e.g., find_flight) and information bearing parameters commonly referred to as semantic slots (e.g., City-departure, City-arrival, and Date). The task of determining the semantic slots is typically called slot filling (Tur and De Mori 2011).

State-of-the-art methods for semantic slot filling are predominately based on dynamic deep learning models. Early slot filling models used recurrent neural networks (RNNs) (Mesnil et al. 2014), then progressed to long short-term memory (LSTM) neural networks (Liu and Lane 2016) and most recently transformer-based neural networks (Chen, Zhuo, and Wang 2019).

While these dynamic deep learned approaches have achieved high accuracy in slot filling, they require large sets of domain-dependent supervised training data. However, many applications cannot afford large supervised training sets. For example, in the design of AI skills for modern

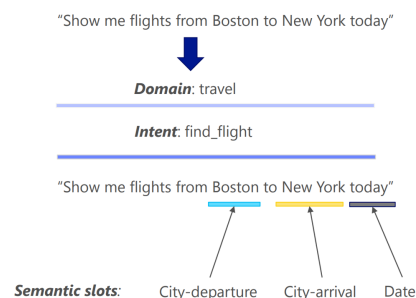


Figure 1: An example semantic representation with domain, intent, and semantic slot annotations.

digital assistants, developers are often not highly skilled in NLU. As a result, the quality of the AI skills is often limited by the lack of high-quality NLU annotations. In general, the requirement for large supervised training sets has limited the broad expansion of AI Skills to adequately cover the long-tail of user goals and intents.

Recent work has focused on developing models and approaches that require less supervised training data. Zero and few-shot learning methods have been developed across NLP tasks (Dauphin et al. 2013; Yann et al. 2014; Upadhyay et al. 2018). Methods can be broadly categorized into transfer learning (Jaech, Heck, and Ostendorf 2016; El-Kahky et al. 2014; Hakkani-Tür et al. 2016), reinforcement learning (Liu et al. 2017; Kumar et al. 2017; Shah, Hakkani-Tür, and Heck 2016) and more recently, synthetic training (Xu et al. 2020; Campagna et al. 2020).

In many cases, the user interacts with an App screen or web page and therefore uses multiple modalities such as voice, vision, and/or touch (Heck et al. 2013; Hakkani-Tür et al. 2014; Li et al. 2019; Zhang et al. 2020; Selvaraju et al. 2019). For these settings, zero- and few-shot learning can be achieved by leveraging the semantics contained in the screen. In (Bapna et al. 2017), the authors incorporated visual slot names or descriptions in a domain-agnostic slot tagging model called a Concept Tagger. The Concept Tagger models the visual slot description (e.g., "destination") as a Bag-of-Words (BOW) embedding vector and injects it a Feed-Forward network inside the original deep LSTM network to process the user’s utterance (e.g., "Get a cab to 1945

Charleston”). Results showed the inclusion of slot descriptions significantly out-performed the previous state-of-the-art multi-task transfer learning approach (Hakkani-Tür et al. 2016).

The Concept Tagger in (Bapna et al. 2017) is limited in several ways. First, the BOW semantic representation of the visual slot description is static and does not model dynamics of the description language. Second, the method is limited to only visual slots with text descriptions and does not incorporate other semantic information from the visual elements (i.e., is the element a form field or a radio button with choices). Third, the Concept Tagger incorporates multi-task learning only through the visual slot description.

This paper addresses all three limitations of the Concept Tagger work. The next section describes a new approach that formulates the visual slot filling problem as Question Answering (Heck, Heck, and Osborne 2020; Namazifar et al. 2020). Richer semantics extracted from the visual screen are incorporated and an iterative multi-task fine-tuning of a transformer-based (ALBERT) Question Answering system for visual slot filling is introduced. In the Experiments Section, we introduce a new corpora collected for visual slot filling called the Visual Slot dataset. We compare the new zero-shot visual slot filling as QA approach to state-of-the-art methods on this new corpora as well as ATIS(Tur, Hakkani-Tür, and Heck 2010). Finally, we summarize our findings and suggest next steps in the Conclusions and Future Work Section.

Approach

The foundation of the approach presented in this paper is the utilization of deeper semantics *in the visual representation of the slot* on the user’s screen. While previous slot filling methods treated the slot label as simply a classification tag with no semantic information, the approach of this paper extracts meaning from the visual slot representation. For simple text fields, the semantics of the visual slot is derived from the lexical content and reformulated as a question, e.g., the visual slot text “Departure City” becomes “What is the Departure City?”. By formulating the slot description as a Question and the user’s utterance as the Paragraph, we can directly utilize powerful transformer-based extractive Question Answering models such as ALBERT (Lan et al. 2019) as shown in Figure 2. The Start/End Span of the extracted Answer is the filled slot. We call our approach *Visual Slot Filling as Question Answering (QA)*.

In addition to the lexical semantics contained in the text slot description, the type of the visual graphical user interface (GUI) element on the App or web page provides additional semantic information. For example, a Trip Logging App might have a set of Radio Buttons where the user can choose the type of trip: Business, Personal, or Other. Translating the Radio Buttons to natural language would be in the form a question “Would you like to log this trip as business, personal or other?”

The set of GUI design elements of a mobile App that are available to translate into Questions are shown in Figure 3. These GUI design elements are automatically classified via

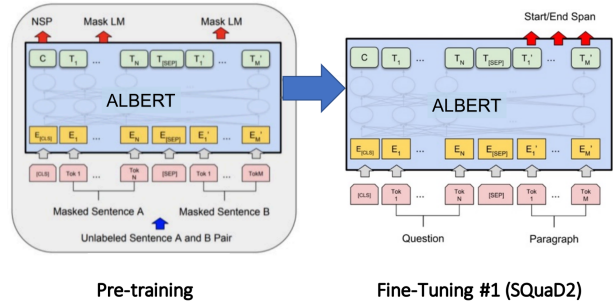


Figure 2: ALBERT Question Answering (Lan et al. 2019)

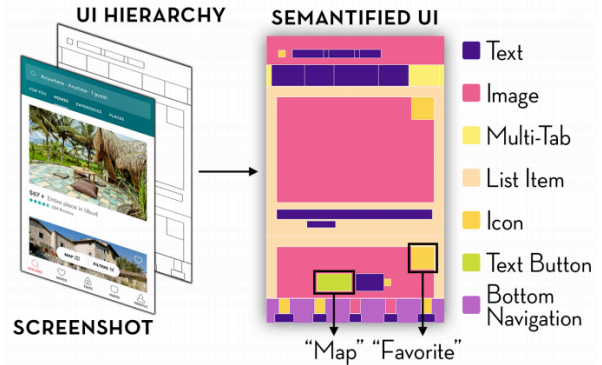


Figure 3: Semantically annotated mobile GUI using computer vision to identify 25 UI component categories, 197 text button concepts, and 99 icon classes (Liu et al. 2018)

a convolutional deep neural network computer vision system trained on the RICO dataset (Deka et al. 2017; Liu et al. 2018). The computer vision classifier identifies 25 UI component categories (e.g., Ads, Checkboxes, On/Off switches, Radio Buttons), 197 text button concepts (e.g., login, back, add/delete/save/continue), and 99 icon classes (e.g., arrows forward/backward, dots, plus symbol) with a 94% accuracy.

In our visual slot filling as QA method, a rule is created to translate each GUI design element into an appropriate Question. Each type of GUI design element has a unique rule type that fires depending on the visual presence of the GUI design element. If multiple GUI design elements are visible, then multiple translation rules fire generating simultaneous Questions to be paired with the user’s utterance.

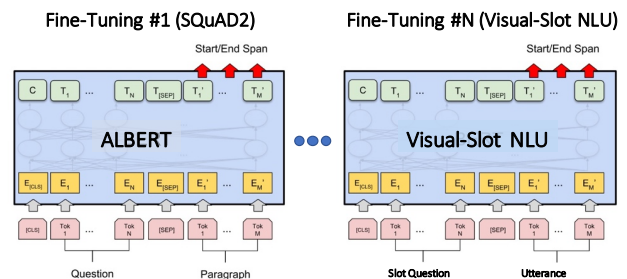


Figure 4: Single (N=2) and Multi-Task (N>2) Visual Slot Filling as QA

Finally, our Visual slot filling as QA method can be for-

mulated as both single- and multi-task training. Single-task (ST) training for our method is shown in Figure 4 with two Fine-tuning steps ($N=2$). The first step is for general purpose Question Answering trained with SQuAD2, and the second fine-tuning step is trained with supervised (annotated) slot filling data from the visual App or web page GUI. Single-task zero-shot visual slot filling as QA is achieved by simply using the model of Fine-Tuning #1 (SQuAD2). This will be referred to as Zero-shot Visual Slots as QA (ST).

Multi-task (MT) training for our Visual slot filling as QA approach is shown in Figure 4 with more than two Fine-tuning steps ($N>2$). Multi-task training can incorporate multiple supervised (annotated) slot filling training sets with each training further refining the model. Similar tasks represented by common domains can be grouped together for successive fine-tuning stages. For example, flight reservation form filling Apps could be successively refined using the first $N-1$ Apps with the N th App used as the final Fine-Tuning step. The potential advantage of this multi-task approach is the required amount of annotated supervised training data becomes less with each new task refinement stage. Multi-task zero-shot visual slot filling as QA is achieved by using the model of Fine-Tuning #($N-1$). This will be referred to as Zero-shot Visual Slots as QA (MT).

Experiments

Setup

Our base QA system is based on the Pytorch implementation of ALBERT¹. We use the pre-trained LM weights in the encoder module trained with all the official hyper-parameters².

Visual Slot Dataset

Amazon Mechanical Turk (AMT) was used to collect a new Visual Slot dataset to support zero-shot visual slot filling experiments³. The AMT crowd workers were asked to formulate requests to mobile App screens from the Trip Logger App (Michaelsoft) in the RICO dataset as shown in Figure 5. A total of 750 queries were annotated with 10 slot types corresponding to the GUI design semantics derived from the previously described computer vision system (e.g., fuel_cost, trip_description). The data was divided to maintain balanced samples per slot-type with 500 queries reserved for training and 250 queries for the test set.

The visual GUI elements of the Trip Logger App include Text fields (e.g., Odometer Value), Radio Buttons (e.g., Business, Personal, Other), Checkbox (e.g., Track distance with GPS), Text buttons (e.g., TRIP, DAY, FUEL, OTHER, Start trip). For the Text fields, questions were generated by simple templates such as "What is the odometer value?" for "Odometer Value". The Checkbox GUI element used a binary-valued "Yes/No" template for the question e.g., "Should I track distance with GPS?". Radio buttons use templates that generate questions in list form e.g., "Would you like to log this trip as business, personal or other?".

¹<https://github.com/huggingface/transformers>

²ALBERT (xxlarge)

³The data will be published on GitHub with this paper

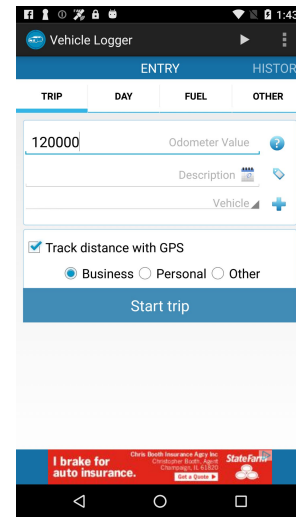


Figure 5: Trip Logger Mobile Application (Michaelsoft)

ATIS with Simulated Visual Elements Dataset

The ATIS dataset is a widely used NLU benchmark for user interacting through natural language with a flight booking system (Tur, Hakkani-Tür, and Heck 2010). To use ATIS for visual slot filling as QA, we extended the dataset in two ways. First, as shown in Figure 6, each slot tag was reformulated as a natural language Question. For example, the ATIS slot tag "B-aircraft_code" is translated into the question "what is the aircraft code?" Second, each slot is classified into a simple visual text field such as those used in App forms (e.g., a field description in the American Airlines flight reservation App form).

B-aircraft_code	what is the aircraft code?
B-airline_code	what is the airline code?
B-airline_name	what is the airline name?
B-airport_code	what is the airport code?
B-airport_name	what is the airport name?
B-arrive_date.date_relative	what is the relative arrival date?
B-arrive_date.day_name	what is the day name of the arrival date?
B-arrive_date.day_number	what is the day number of the arrival date?
B-arrive_date.month_name	what is the month name of the arrival date?
B-arrive_date.today_relative	what is the arrival date relative to today?
B-arrive_time.end_time	what is the end time of the arrival?
B-arrive_time.period_mod	what is the time period modification of the arrival?
B-arrive_time.period_of_day	what is the period of day of the arrival time?
B-arrive_time.start_time	what is the start time of the arrival?
B-arrive_time.time	what is the arrival time?
B-arrive_time.time_relative	what is the relative arrival time?
B-booking_class	what is the booking class?
B-city_name	what is the city name?
B-class_type	what is the class type?
B-compartment	what is the compartment?

Figure 6: ATIS simulated visual elements translated to Questions

Evaluation

Table 1 summarizes zero-shot F1 scores (harmonic mean of precision and recall) on the new Visual Slot dataset and ATIS with simulated visual elements dataset. For comparison, the F1 score is shown for the state-of-the-art supervised approach BERT for Joint Intent Classification and Slot Filling (Chen, Zhuo, and Wang 2019). Our new Visual Slots as QA approach yields a F1 score of 0.48 for zero-shot single-task (ST) training on the Visual Slot dataset and 0.60 for

ATIS. This is achieved by simply using the model trained on SQuAD2 in Figure 4 as Fine-Tuning #1 (SQuAD2). Our new Visual Slots as QA approach shows an improved F1 score of 0.52 with zero-shot multi-task training for the Visual Slot dataset. This model is trained by inserting a second Fine-Tuning phase (Fine-Tuning #2) using the ATIS dataset before scoring on the Visual Slot dataset.

	Joint BERT	Tag-QA (no vis)	Visual Slots as QA	
			Single-Task (ST)	Multi-Task (MT)
Vis-Slot	0.00	0.01	0.48	0.52
ATIS (sim.)	0.00	0.00	0.60	-

Table 1: Zero-Shot F1 scores on Visual Slot dataset and ATIS (simulated visuals). The table shows Joint BERT and Tag QA (no visuals) versus our new Visual Slot filling as Question Answering (Single- and Multi-Task)

To explore the effects of small amounts of training data (few-shot), we varied the number of supervised training samples in the Visual Slot dataset as shown in Table 2. We also trained a model to determine the effect of removing the semantically rich Questions to represent the visual slots called "Tag-QA (no visual)". In this model, the Questions used in Visual Slots as QA were replaced with tag symbols, where the tag symbol had no semantic information (e.g., "XYZ"). Otherwise, Tag-QA (no visual) is the same model as Visual Slots as QA. The training samples were randomly chosen across all 10 slot types from the complete set of 500 utterances. When all 500 utterances are used, the difference between the F1 scores of the competing methods to our new Visual Slots as QA methods becomes smaller but both single-task (ST) and multi-task (MT) models still perform the best. The Zero-Shot and Few-Shot results (# training samples = 0 and 5, respectively) shows the largest differences. Interestingly, the Tag-QA (no visual) largely falters in these low training cases, highlighting the fundamental contribution of this paper; namely, converting slot tags to rich natural language questions that capture the semantics of visual information on the GUI screen elements dramatically improves slot filling accuracy for zero and few-shot training.

# Train Samples	0	5	50	100	500
Joint BERT <small>(Chen, Zhuo, and Wang 2019)</small>	0.00	0.00	0.43	0.45	0.78
Tag-QA (no visual)	0.01	0.07	0.29	0.32	0.71
Visual Slots as QA (ST)	0.48	0.46	0.73	0.80	0.87
Visual Slots as QA (MT)	0.52	60.0	0.76	0.80	0.89

Table 2: Slot F1 scores on Visual-Slot dataset. Joint BERT and Tag QA versus our new Visual Slot filling as Question Answering (single- and multi-task)

Tables 3 and 4 show zero-shot F1 scores on the Visual Slot and ATIS datasets, respectively for our new approach when varying the number of visual GUI elements that are

displayed to the user. For example, when 2 visual elements are displayed, the model must not only parse the slots from the utterance for one of the visual elements but also correctly reject the filling of slots into the other element. For both the Visual Slot and ATIS datasets, the models degrade gracefully. This robustness is likely the result of the initial Fine Tuning on the SQuAD2 dataset which is trained to reject false questions - questions that do not have a correct answer to extract from the given Paragraph.

# Visual Elements	1	2	3	4	5
Visual Slots as QA (ST)	0.48	0.45	0.42	0.41	0.39
Visual Slots as QA (MT)	0.52	0.51	0.49	0.49	0.46

Table 3: Zero-Shot Slot F1 scores on Visual Slot Dataset for varying numbers of visual elements shown to the user simultaneously

# Visual Elements	1	2	3	4	5
Visual Slots as QA (ST)	0.60	0.58	0.56	0.53	0.52

Table 4: Zero-Shot Slot F1 scores on ATIS (with simulated visual elements) for varying numbers of visual elements shown to the user simultaneously

Conclusions and Future Work

This paper presented a new approach to visual zero-shot slot filling. The approach extends previous approaches by reformulating the slot filling task as Question Answering. Slot tags are converted to rich natural language questions that capture the semantics of visual information and lexical text on the GUI screen. These questions are paired with the user's utterance and slots are extracted from the utterance using a state-of-the-art ALBERT-based Question Answering system trained on the Stanford Question Answering dataset (SQuAD2). An approach to further refine the model with multi-task training is presented. The multi-task approach facilitates the incorporation of a large number of successive refinements and transfer learning across similar tasks. A new Visual Slot and a visual extension of the popular ATIS dataset is introduced to support research and experimentation on visual slot filling. Results show the F1 scores between 0.52 and 0.60 on the Visual Slot and ATIS datasets with no training data (zero-shot).

Future work will complete a comprehensive study of the new Visual slot filling as QA approach to a broader set of visual GUI screens across both mobile Apps and web pages. In addition, we plan to explore improved rejection methods for screens with high-density competing visual GUI elements.

References

- Bapna, A.; Tur, G.; Hakkani-Tur, D.; and Heck, L. 2017. Towards zero-shot frame semantic parsing for domain scaling. *arXiv preprint arXiv:1707.02363*.
- Campagna, G.; Foryciarz, A.; Moradshahi, M.; and S., L. M. 2020. Zero-Shot Transfer Learning with Synthesized Data for Multi-Domain Dialogue State Tracking. In *Proceedings of the 58th Annual Meeting of the Association for Computational Linguistics*.
- Chen, Q.; Zhuo, Z.; and Wang, W. 2019. BERT for Joint Intent Classification and Slot Filling. *arXiv:1902.10909*.
- Dauphin, Y. N.; Tur, G.; Hakkani-Tur, D.; and Heck, L. 2013. Zero-shot learning for semantic utterance classification. *arXiv preprint arXiv:1401.0509*.
- Deka, B.; Huang, Z.; Franzen, C.; Hibschan, J.; Afegan, D.; Li, Y.; Nichols, J.; and Kumar, R. 2017. Rico: A Mobile App Dataset for Building Data-Driven Design Applications. In *Proceedings of the 30th Annual Symposium on User Interface Software and Technology*, UIST '17.
- El-Kahky, A.; Liu, X.; Sarikaya, R.; Tur, G.; Hakkani-Tur, D.; and Heck, L. 2014. Extending domain coverage of language understanding systems via intent transfer between domains using knowledge graphs and search query click logs. In *2014 IEEE International Conference on Acoustics, Speech and Signal Processing (ICASSP)*, 4067–4071. IEEE.
- Hakkani-Tür, D.; Slaney, M.; Celikyilmaz, A.; and Heck, L. 2014. Eye gaze for spoken language understanding in multi-modal conversational interactions. In *Proceedings of the 16th International Conference on Multimodal Interaction*, 263–266.
- Hakkani-Tür, D.; Tur, G.; Celikyilmaz, A.; Chen, Y.-N. V.; Gao, J.; Deng, L.; and Wang, Y.-Y. 2016. Multi-Domain Joint Semantic Frame Parsing using Bi-directional RNN-LSTM. In *Proceedings of The 17th Annual Meeting of the International Speech Communication Association (INTERSPEECH 2016)*. ISCA.
- Heck, L.; Hakkani-Tür, D.; Chinthakunta, M.; Tur, G.; Iyer, R.; Parthasarathy, P.; Stifelman, L.; Shriberg, E.; and Fidler, A. 2013. Multi-Modal Conversational Search and Browse. In *Proceedings of the First Workshop on Speech, Language and Audio in Multimedia (SLAM 2013)*, 96–101.
- Heck, L.; Heck, S.; and Osborne, J. 2020. Visual Natural Language Understanding as Question Answering. In *Pomona College Undergraduate Symposium, Summer 2020*. URL <https://www.pomona.edu/events/intensive-summer-experience-symposium>.
- Jaech, A.; Heck, L.; and Ostendorf, M. 2016. Domain adaptation of recurrent neural networks for natural language understanding. *arXiv:1604.00117*.
- Kumar, S.; Shah, P.; Hakkani-Tur, D.; and Heck, L. 2017. Federated control with hierarchical multi-agent deep reinforcement learning. In *Conference on Neural Information Processing Systems (NeurIPS), Hierarchical Reinforcement Learning Workshop*.
- Lan, Z.; Chen, M.; Goodman, S.; Gimpel, K.; Sharma, P.; and Soricut, R. 2019. ALBERT: A Lite BERT for Self-supervised Learning of Language Representations. *arXiv:1909.11942*.
- Li, D.; Tasci, S.; Ghosh, S.; Zhu, J.; Zhang, J.; and Heck, L. 2019. RILOD: near real-time incremental learning for object detection at the edge. In *Proceedings of the 4th ACM/IEEE Symposium on Edge Computing*, 113–126.
- Liu, B.; and Lane, I. 2016. Attention-Based Recurrent Neural Network Models for Joint Intent Detection and Slot Filling.
- Liu, B.; Tur, G.; Hakkani-Tur, D.; Shah, P.; and Heck, L. 2017. End-to-end optimization of task-oriented dialogue model with deep reinforcement learning. *arXiv preprint arXiv:1711.10712*.
- Liu, T. F.; Craft, M.; Situ, J.; Yumer, E.; Mech, R.; and Kumar, R. 2018. Learning Design Semantics for Mobile Apps. In *The 31st Annual ACM Symposium on User Interface Software and Technology*, UIST '18, 569–579.
- Mesnil, G.; Dauphin, Y.; Yao, K.; Bengio, Y.; Deng, L.; Hakkani-Tur, D.; He, X.; Heck, L.; Tur, G.; Yu, D.; et al. 2014. Using recurrent neural networks for slot filling in spoken language understanding. *IEEE/ACM Transactions on Audio, Speech, and Language Processing* 23(3): 530–539.
- Namazifar, M.; Papangelis, A.; Tur, G.; and Hakkani-Tür, D. 2020. Language Model is All You Need: Natural Language Understanding as Question Answering. *arXiv:2011.03023*.
- Selvaraju, R. R.; Lee, S.; Shen, Y.; Jin, H.; Ghosh, S.; Heck, L.; Batra, D.; and Parikh, D. 2019. Taking a hint: Leveraging explanations to make vision and language models more grounded. In *Proceedings of the IEEE International Conference on Computer Vision*, 2591–2600.
- Shah, P.; Hakkani-Tür, D.; and Heck, L. 2016. Interactive reinforcement learning for task-oriented dialogue management. In *Conference on Neural Information Processing Systems (NIPS), Workshop on Deep Learning for Action and Interaction*.
- Tur, G.; and De Mori, R., eds. 2011. *Spoken Language Understanding: Systems for Extracting Semantic Information from Speech*. Wiley.
- Tur, G.; Hakkani-Tür, D.; and Heck, L. 2010. What is left to be understood in ATIS? In *2010 IEEE Spoken Language Technology Workshop*, 19–24. IEEE.
- Upadhyay, S.; Faruqui, M.; Tur, G.; Dilek, H.-T.; and Heck, L. 2018. (Almost) zero-shot cross-lingual spoken language understanding. In *2018 IEEE International Conference on Acoustics, Speech and Signal Processing (ICASSP)*, 6034–6038. IEEE.
- Xu, S. X.; Semnani, S. J.; Campagna, G.; and Lam, M. S. 2020. AutoQA: From Databases To QA Semantic Parsers With Only Synthetic Training Data. In *Proceedings of the 2020 Conference on Empirical Methods in Natural Language Processing*.
- Yann, D.; Tur, G.; Hakkani-Tur, D.; and Heck, L. 2014. Zero-shot learning and clustering for semantic utterance classification using deep learning. In *International Conference on Learning Representations (cited on page 28)*.
- Zhang, J.; Zhang, J.; Ghosh, S.; Li, D.; Tasci, S.; Heck, L.; Zhang, H.; and Kuo, C.-C. J. 2020. Class-incremental learning via deep model consolidation. In *The IEEE Winter Conference on Applications of Computer Vision*, 1131–1140.