

DEEP NETWORK PERCEPTUAL LOSSES FOR SPEECH DENOISING

Mark R. Saddler^{†,1,2,3}, Andrew Senior^{†,1,2,3}, Jenelle Feather^{1,2,3},
Kaizhi Qian⁴, Yang Zhang⁴, Josh H. McDermott^{1,2,3}

[†] contributed equally

¹ Brain and Cognitive Sciences, MIT, USA

² McGovern Institute for Brain Research, MIT, USA

³ Center for Brains, Minds and Machines, MIT, USA

⁴ MIT-IBM Watson AI Lab, IBM Research, USA

ABSTRACT

Contemporary speech enhancement predominantly relies on audio transforms that are trained to reconstruct a clean speech waveform. Here we investigate whether deep feature representations learned for audio classification tasks can be used to improve denoising. We first trained deep neural networks to classify either spoken words or environmental sounds from audio. We then trained an audio transform to map noisy speech to an audio waveform that minimized ‘perceptual’ losses derived from the recognition network. When the transform was trained to minimize the difference in the deep feature representations between the output audio and the corresponding clean audio, it removed noise substantially better than baseline methods trained to reconstruct clean waveforms. The learned deep features were essential for this improvement, as features from untrained networks with random weights did not provide the same benefit. The results suggest the use of deep features as perceptual metrics to guide speech enhancement.

Index Terms— speech enhancement, denoising, deep neural networks, perceptual metrics

1. INTRODUCTION

Recent advances in speech enhancement have been driven by neural network models trained to reconstruct speech sample-by-sample [1, 2, 3, 4, 5, 6, 7]. These methods provide substantial benefits over previous approaches, but nonetheless leave room for improvement. The resulting processed speech usually contains audible artifacts, and noise removal is usually incomplete at lower SNRs.

A parallel line of work has explored the use of deep artificial neural networks as models of sensory systems [8, 9, 10]. Although substantial discrepancies remain [11, 12], such trained neural networks currently provide the best predictive models of brain responses and behavior in both the visual and auditory systems [13, 9, 14, 15]. The apparent similarities between deep supervised feature representations learned in the service of classification tasks and representations in the brain raises the possibility that such representations could be used as perceptual metrics. Such metrics have been successfully employed in image processing [16], but are not widely used in audio applications.

Deep feature losses for denoising were previously proposed in [17, 18], but were explored only for relatively high signal-to-noise ratios (SNRs) for a single task and network, and were not compared to baseline methods using the same transform architecture. It was thus unclear the extent to which deep feature losses could improve on waveform-based losses, and what choices in the feature training

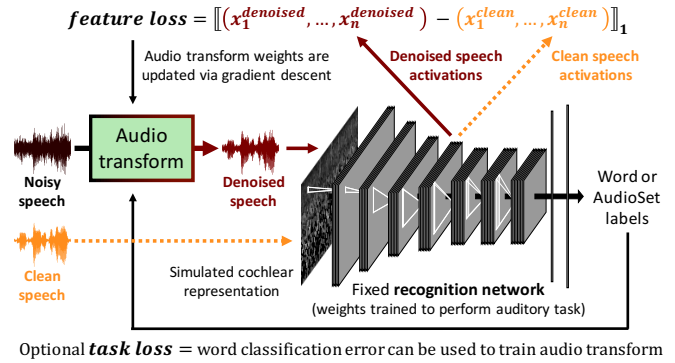


Fig. 1. Schematic of audio transform training.

would produce the best results. The goal of this paper was to directly compare deep perceptual losses to conventional waveform reconstruction losses, and to explore the conditions in which benefits might be achieved. We assessed the effect of the task used to train deep features, the effect of features from multiple networks, and the effect of task losses derived from the performance of a recognition network. We evaluated the results using both objective metrics and subjective ratings by human listeners.

2. METHODS

There were two components to our denoising approach (Figure 1). The first component was a recognition network trained to perform speech or environmental sound recognition. Once trained, this network was used to define ‘perceptual’ losses. Speech recognition is a natural choice in this context, but it also seemed plausible that more general-purpose audio features learned for environmental sound recognition might help to achieve natural-sounding audio even in speech applications.

The second component was a waveform-to-waveform audio transform whose parameters were adjusted via gradient descent to minimize the perceptual loss function defined by the recognition network. We used a Wave-U-Net [19], which has recently been found to perform comparably to WaveNet [20] based on objective metrics of noise reduction, but which can be specified with many fewer parameters and run with a much lower memory footprint. All code and models will be made available upon publication.

2.1. Recognition Networks

The recognition networks took as input simulated cochlear representations of sound (40 frequency channels by 20000 samples at 10kHz). The cochlear model [21] consisted of a bank of 40 bandpass filters whose frequency tuning mimics that of the human ear [22] followed by half-wave rectification, and 0.3 power compression.

2.1.1. Recognition Network Architectures

We used three feed-forward CNN architectures for the recognition networks. Each consisted of stages of linear convolution, nonlinear rectification, batch normalization, and weighted average pooling with a hanning kernel to minimize aliasing [23, 12]. The three architectures were selected based on word recognition task performance from 3097 randomly-generated architectures varying in number of convolutional layers (from 4 to 8), size and shape of convolutional kernels, and extent of pooling. One of the architectures (arch1) had 6 convolutional layers; the other two had 7 convolutional layers.

2.1.2. Recognition Network Training

The recognition networks were trained to perform either word recognition or environmental sound recognition using the Word-Speaker-Noise dataset [12]. For the speech task, each training example was a speech excerpt (from the Wall Street Journal [24] or Spoken Wikipedia Corpora [25]). The task was to recognize the word overlapping with the center of the clip [15, 12] (out of 793 word classes sourced from 432 unique speakers, with 230,357 unique clips in the training set and 40,651 segments in the validation set). For the environmental sound recognition task, each training example was a non-speech YouTube soundtrack excerpt (from a subset of 718,625 AudioSet examples [26]), and the task was to predict the AudioSet labels (spanning 516 categories in our dataset). To explore whether speech features with modest noise robustness might improve results, we also trained CNNs on a variant of the speech task in which speech excerpts were superimposed on the training examples from the environmental sound recognition task (with an SNR range of $[-10, +30]$ dB; denoted by W^* in Table 1 and elsewhere).

The three network architectures were trained on each task until performance on the validation set task plateaued. Word task classification accuracies for the three architectures were: arch1 = 90.4%, arch2 = 88.5%, and arch3 = 80.6%. AudioSet task AUC values were: arch1 = 0.845, arch2 = 0.861, and arch3 = 0.869.

2.2. Audio Transforms

2.2.1. Wave-U-Net Architecture

The Wave-U-Net Architecture was the same as in [20], consisting of 12 layers in the contracting path, a 1-layer bottleneck, and 12 layers in the expanding path. All layers utilized 1D convolutions with learned filters and LeakyReLU [27] activation functions. There were 24 filters in the first layer, and the number of filters increased by a factor of 2 with each successive layer prior to the bottleneck.

2.2.2. Perceptual Losses

The recognition networks were used to define a deep feature loss function as the $L1$ distance between network representations of noisy speech and clean speech. We passed a noisy speech signal and a clean speech signal through the same network and measured the $L1$ distances between the noisy speech and clean speech activations after every convolutional layer. The total loss for a single

recognition network was the sum of the $L1$ distances for each layer, weighted to approximately balance the contribution of each layer.

Networks trained on the word recognition task offer another potentially useful loss function for speech enhancement: the word recognition loss function used to train the network (softmax cross entropy loss). Related losses (from phoneme classification) have been shown to improve speech enhancement as measured by recognition benefits for machine speech recognition systems [28]. We reasoned that an audio transform optimized to improve the word recognition performance of a trained network with fixed weights might make speech more recognizable to human listeners as well. We tested this hypothesis by including a term for the network word task loss when optimizing some of the audio transforms. When both types of losses were used, the feature loss and task loss terms were weighted such that the initial value of each term at the start of training was equal.

2.2.3. Wave-U-Net Training

Out of concern that the audio transform might overfit to idiosyncrasies of any individual recognition network, we trained some transforms on losses computed simultaneously from an ensemble of three different networks (arch1,2,3), and some on just a single network (arch1).

In all cases the Wave-U-Net was trained on speech superimposed on non-speech AudioSet excerpts (the same corpora used to train the recognition networks) with SNR drawn uniformly from $[-20, +10]$ dB. AudioSet excerpts were used as the training "noise" as they were highly varied and diverse. All Wave-U-Net models were trained with the ADAM optimizer [29] for 600,000 steps (batch size=8, learning rate= 10^{-4}), except for A123+W123, which was trained for 540,000 steps due to time constraints. Total training times on NVIDIA V100 GPUs varied between 183 and 322 hours depending on the number of recognition networks used.

2.2.4. Baselines

We used two baseline models, both trained to explicitly reconstruct clean speech waveforms from noisy speech waveforms drawn from the same training set described above. The first was a previously described WaveNet [5] and the second was a Wave-U-Net [20] (with the same architecture as the transforms trained with perceptual losses).

2.3. Evaluation

We evaluated the trained models on 40 speech excerpts (from a separate validation set) superimposed separately on each of four types of noise signals: speech-shaped Gaussian noise, auditory scenes from the DCASE 2013 dataset [30], instrumental music from the Million Song Dataset [31], and 8-speaker babble made from public-domain audiobooks [32]. These noise sources were chosen to be distinct from those in the training set, and to span a variety of noise types to assess the generality of the trained transforms. Audio demos are available online¹.

2.3.1. Objective Metrics

We used three standard objective measures to evaluate denoising models: perceptual evaluation of speech quality (PESQ) [33], short-

¹Speech denoising demos: http://mcdermottlab.mit.edu/deep_feature_denoising/demo.html

time objective intelligibility measure (STOI) [34], and the signal-to-distortion ratio (SDR) [35].

2.3.2. Human Perceptual Evaluation

We additionally evaluated the audio transforms using two perceptual experiments conducted on Amazon Mechanical Turk. Participants first completed a screening task to help ensure that they were wearing headphones or earphones [36]. The participants who passed this screening task then rated either the naturalness or the cleanness of a set of processed speech signals, presented seven at a time in a MUSHRA-like paradigm [37]. Listeners could listen to each clip as many times as they wished and then gave each a numerical rating on a scale of 1-7. Listeners were provided with anchors corresponding to the ends of the rating scale (1 and 7). The anchor at the high end of the scale was always the original clean speech. The low-end anchor for naturalness was 4-bit-quantized speech (an example of very high distortion). The low-end anchor for cleanness was the noisy speech input to the denoising models. To help ensure that participants were using the scale as instructed, each experiment included 3 catch trials where two of the stimuli were the two anchors. In order to be included in the analysis, participants had to rate all instances of the high and low anchors as 7 and 1, respectively. 94 and 99 participants met this inclusion criterion for the naturalness and cleanness experiments, respectively.

3. RESULTS

3.1. Deep Feature Losses Yield Improved Denoising

The best-performing systems trained with deep perceptual feature losses outperformed both baselines. The average objective and subjective evaluation results are shown for all models in Table 1. Human listeners found the speech processed by the trained models to be more natural than the speech processed by the baseline models. Results were similar when human listeners rated the cleanness of the speech (mean naturalness and cleanness ratings for each model and SNR condition were strongly correlated; $r=0.998$). We plot the naturalness results in more detail (Figure 2) for two of the best-performing models trained on each of AudioSet features (A123) and word recognition features (W123), as well as a model trained on random features (Random123), and the two baselines.

The naturalness improvement over baselines occurred to some extent for all noise types (Figure 3), though performance was overall much better for some noises than others. Speech babble produced the worst performance, presumably because the statistics of the speech signal and the noise are less distinct, making the denoising task intrinsically more difficult.

3.2. Learned vs. Random Deep Features

The benefit of deep feature losses was specific to models trained with learned features. Audio transforms trained to reconstruct random features did not produce better naturalism than the baseline WaveNet, and performed worse overall than the baseline Wave-U-Net (Figure 2; Table 1).

3.3. Effect of Task Used to Train Deep Features

Perhaps surprisingly, the best results occurred for features trained on the environmental sound recognition task - naturalism was consistently higher than for features trained on word recognition (Figure 2). Adding modest amounts of noise to the speech in the feature

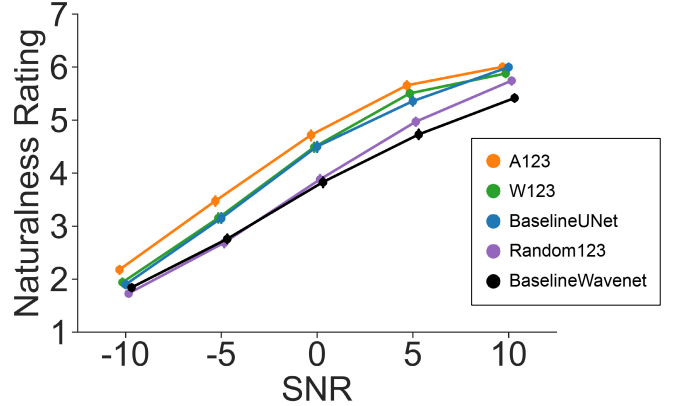


Fig. 2. Rated naturalness vs. SNR for speech processed by Wave-U-Nets trained on deep feature losses, in addition to two baseline models trained to reconstruct clean speech waveforms. Error bars plot SEM (across 84 participants).

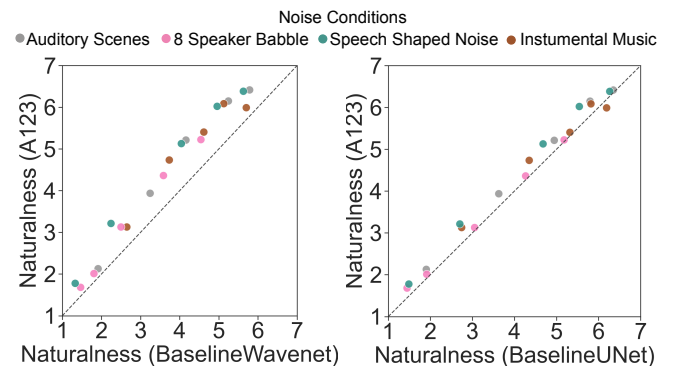


Fig. 3. Scatter plot of naturalness ratings for our highest-rated model vs. the baseline Wave-U-Net and Wavenet. Each dot is a noise condition (a noise type at one of five SNRs). Dots above diagonal constitute improvement over the baseline.

training task (in an attempt to produce better features) did not help. And combining the features for the two tasks produced results intermediate between that of either feature set alone. However, all but one of the models trained with feature losses from learned features produced more natural-sounding speech than the baselines.

The model producing the highest naturalism (A123) resulted from training on features from three different networks, with slightly worse results from a single network (A1). However, the effect of multiple feature networks was not consistent across recognition tasks (Table 1).

3.4. Objective Metrics

The models trained on recognition features also performed better than the baselines according to PESQ and STOI, although the difference between the two sets of recognition features was less evident than with human ratings (Figure 4, left). Notably, our models did not show an advantage relative to the baselines when measured with SDR (Figure 4, right). These differences underscore the limitations of objective metrics for capturing human perception of altered speech.

Table 1. Summary of all tested audio transforms. Models trained with perceptual losses are ordered by mean rated naturalness. Reported metrics are averaged across the five tested SNR levels. Higher is better for all metrics.

Model Name	Model Description			Evaluation Metrics				
	Archs.	Feature Loss	Task Loss	Naturalness	Cleanness	PESQ	STOI	SDR
A123	1,2,3	AudioSet		4.405	4.320	1.580	0.757	4.057
A1+W1	1	AudioSet + Word		4.315	4.235	1.585	0.767	6.180
A1	1	AudioSet		4.289	4.230	1.548	0.761	3.630
A123+W123	1,2,3	AudioSet + Word		4.281	4.175	1.584	0.773	4.652
W1	1	Word		4.202	4.142	1.551	0.757	3.297
W123	1,2,3	Word		4.191	4.169	1.580	0.768	6.637
W*123	1,2,3	Word (noisy)		4.190	4.077	1.575	0.773	4.079
W*1	1	Word (noisy)		4.152	4.059	1.524	0.747	6.354
Random1	1	Random features		3.870	3.783	1.530	0.759	5.637
Random123	1,2,3	Random features		3.801	3.698	1.517	0.747	5.075
W*123+T123	1,2,3	Word (noisy)	Word	3.436	3.261	1.411	0.740	4.463
W1+T1	1	Word	Word	2.221	2.063	1.158	0.655	-0.885
BaselineUNet	N/A	Waveform	N/A	4.180	4.150	1.472	0.738	7.352
BaselineWavenet	N/A	Waveform	N/A	3.714	3.654	1.374	0.729	5.998
InputSignal	N/A	N/A	N/A	N/A	N/A	1.158	0.677	0.211

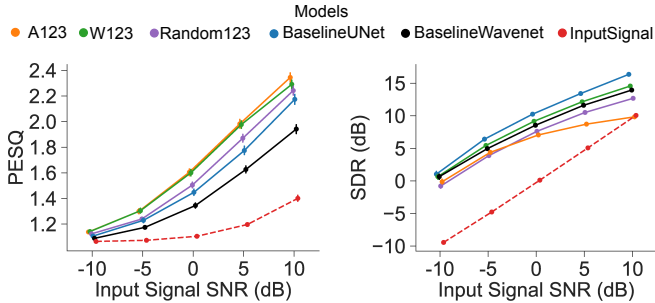


Fig. 4. PESQ and SDR values for speech processed by three denoising Wave-U-Nets trained on deep feature losses, in addition to two baseline models trained to reconstruct clean speech waveforms. Red dashed lines plot metrics evaluated on unprocessed noisy signals. Error bars plot SEM (across 160 stimuli).

3.5. Effect of Task Losses

In contrast to the deep feature losses, which improved denoising relative to our baselines, the task loss consistently reduced both the subjective and objective performance metrics (Table 1). The poor results appear to reflect optimization difficulties. Counter-intuitively, we found transforms optimized with an explicit task loss component (e.g. W123*+T123) benefited recognition network task performance less than transforms optimized using only feature losses (e.g. W123*). Audio transforms that included task loss components were also empirically slower and less stable to train than transforms that included only feature losses. Further work is needed to determine whether task-based losses can be harnessed for transform training.

4. DISCUSSION

We found that deep recognition features could be used to train denoising systems that outperform current state-of-the-art methods. The approach we propose has broad applicability: it can be employed with any speech enhancement algorithm that has learnable

parameters. Moreover, the applications need not be limited to denoising, and could be extended to include de-reverberation, and source separation.

The benefits of the proposed approach were clear from the ratings of human listeners, but less evident via the objective metrics we used. In one case (SDR) the objective metric was in fact markedly worse for our approach. This result indicates that optimizing for perceptually relevant features produces perceptual benefits that conventional objective metrics are poorly suited to measuring [38], and suggests to the potential value of deep features as new objective metrics.

The best results were obtained with features trained on an environmental sound recognition task. This may indicate that features that distinguish non-speech sounds are also useful for distinguishing clean from noisy speech, or natural from unnatural speech.

Although the approach was motivated by observed similarities between deep neural networks and biological sensory systems [8, 9, 10], the extent to which these similarities are critical to the success of the approach remains unclear. However, it is possible that building better models of human perceptual systems will also yield feature losses [39] that would better transfer their perceptual benefits to humans, further improving the results we show here. The use of deep network recognition models to build audio transforms that aid human hearing also provides a novel test of the extent to which the recognition model captures aspects of human perception.

5. CONCLUSIONS

Audio transforms trained to modify noisy speech so as to reconstruct deep feature representations of clean speech produce better denoising performance than transforms simply trained to reconstruct clean speech waveforms, as measured by the ratings of human listeners.

6. ACKNOWLEDGEMENTS

The authors thank Ray Gonzalez for developing the speech dataset used for training, John Cohn for computing assistance, the Oak Ridge National Laboratory for use of the SUMMIT supercomputing cluster, and the MIT-IBM Watson AI Lab for funding.

7. REFERENCES

- [1] Se Rim Park and Jinwon Lee, “A fully convolutional neural network for speech enhancement,” *arXiv preprint arXiv:1609.07132*, 2016.
- [2] Deliang Wang and Jitong Chen, “Supervised speech separation based on deep learning: An overview,” *arXiv preprint arXiv:1708.07524*, 2017.
- [3] Santiago Pascual, Antonio Bonafonte, and Joan Serra, “Segan: Speech enhancement generative adversarial network,” *arXiv preprint arXiv:1703.09452*, 2017.
- [4] Kaizhi Qian, Yang Zhang, Shiyu Chang, Xuesong Yang, Dinei Florêncio, and Mark Hasegawa-Johnson, “Speech enhancement using bayesian wavenet,” in *Interspeech*, 2017, pp. 2013–2017.
- [5] Dario Reithage, Jordi Pons, and Xavier Serra, “A wavenet for speech denoising,” in *2018 IEEE International Conference on Acoustics, Speech and Signal Processing (ICASSP)*. IEEE, 2018, pp. 5069–5073.
- [6] Yi Luo and Nima Mesgarani, “Conv-tasnet: Surpassing ideal time–frequency magnitude masking for speech separation,” *IEEE/ACM transactions on audio, speech, and language processing*, vol. 27, no. 8, pp. 1256–1266, 2019.
- [7] Ashutosh Pandey and DeLiang Wang, “A new framework for cnn-based speech enhancement in the time domain,” *IEEE/ACM Transactions on Audio, Speech, and Language Processing*, vol. 27, no. 7, pp. 1179–1188, 2019.
- [8] Nikolaus Kriegeskorte, “Deep neural networks: a new framework for modeling biological vision and brain information processing,” *Annual Review of Neuroscience*, pp. 417–446, 2015.
- [9] Daniel LK Yamins and James J DiCarlo, “Using goal-driven deep learning models to understand sensory cortex,” *Nature neuroscience*, vol. 19, no. 3, pp. 356, 2016.
- [10] Alex Kell and Josh H. McDermott, “Deep neural network models of sensory systems: windows onto the role of task constraints,” *Current Opinion in Neurobiology*, vol. 55, pp. 121–132, 2019.
- [11] Rishi Rajalingham, Elias B Issa, Pouya Bashivan, Kohitij Kar, Kailyn Schmidt, and James J DiCarlo, “Large-scale, high-resolution comparison of the core visual object recognition behavior of humans, monkeys, and state-of-the-art deep artificial neural networks,” *Journal of Neuroscience*, vol. 38, no. 33, pp. 7255–7269, 2018.
- [12] Jenelle Feather, Alex Durango, Ray Gonzalez, and Josh H McDermott, “Metamers of neural networks reveal divergence from human perceptual systems,” in *Advances in Neural Information Processing Systems (NeurIPS)*, 2019.
- [13] U. Güçlü and M.A.J. van Gerven, “Deep neural networks reveal a gradient in the complexity of neural representations across the ventral stream,” *Journal of Neuroscience*, vol. 35, no. 27, pp. 10005–10014, 2015.
- [14] M. Eickenberg, Alexandre Gramfort, Gaël Varoquaux, and Bertrand Thirion, “Seeing it all: Convolutional network layers map the function of the human visual system,” *Neuroimage*, vol. 152, pp. 184–194, 2017.
- [15] Alexander JE Kell, Daniel LK Yamins, Erica N Shook, Sam V Norman-Haignere, and Josh H McDermott, “A task-optimized neural network replicates human auditory behavior, predicts brain responses, and reveals a cortical processing hierarchy,” *Neuron*, vol. 98, no. 3, pp. 630–644, 2018.
- [16] Richard Zhang, Phillip Isola, Alexei A Efros, Eli Shechtman, and Oliver Wang, “The unreasonable effectiveness of deep features as a perceptual metric,” in *Proc. IEEE CVPR 2018*, 2018, pp. 586–595.
- [17] François G. Germain, Qifeng Chen, and Vladlen Koltun, “Speech Denoising with Deep Feature Losses,” in *Proc. Interspeech 2019*, 2019, pp. 2723–2727.
- [18] Rafal Pilarczyk and Władysław Skarbek, “Multi-objective noisy-based deep feature loss for speech enhancement,” in *Photonics Applications in Astronomy, Communications, Industry, and High-Energy Physics Experiments 2019*, Ryszard S. Romaniuk and Maciej Linczuk, Eds. International Society for Optics and Photonics, 2019, vol. 11176, pp. 858 – 865, SPIE.
- [19] Daniel Stoller, Sebastian Ewert, and Simon Dixon, “Wave-u-net: A multi-scale neural network for end-to-end audio source separation,” *arXiv preprint arXiv:1806.03185*, 2018.
- [20] Craig Macartney and Tillman Weyde, “Improved speech enhancement with the wave-u-net,” *arXiv preprint arXiv:1811.11307*, 2018.
- [21] Josh H McDermott and Eero P Simoncelli, “Sound texture perception via statistics of the auditory periphery: Evidence from sound synthesis,” *Neuron*, vol. 71, pp. 926–940, 2011.
- [22] Brian Glasberg and Brian C J Moore, “Derivation of auditory filter shapes from notched-noise data,” *Hearing Research*, vol. 47, pp. 103–138, 1990.
- [23] Olivier J Hénaff and Eero P Simoncelli, “Geodesics of learned representations,” *arXiv preprint arXiv:1511.06394*, 2015.
- [24] Douglas B Paul and Janet M Baker, “The design for the wall street journal-based csr corpus,” in *Proceedings of the Workshop on Speech and Natural Language*. Association for Computational Linguistics, 1992, pp. 357–362.
- [25] Arne Köhn, Florian Stegen, and Timo Baumann, “Mining the spoken wikipedia for speech data and beyond,” in *Proceedings of the Tenth International Conference on Language Resources and Evaluation (LREC)*, 2016.
- [26] Jort F. Gemmeke, Daniel P. W. Ellis, Dylan Freedman, Aren Jansen, Wade Lawrence, R. Channing Moore, Manoj Plakal, and Marvin Ritter, “Audio set: An ontology and human-labeled dataset for audio events,” in *Proc. IEEE ICASSP 2017*, New Orleans, LA, 2017.
- [27] Andrew L Maas, Awni Y Hannun, and Andrew Y Ng, “Rectifier nonlinearities improve neural network acoustic models,” in *Proc. ICML*, 2013, vol. 30, p. 3.
- [28] Eric Fosler-Lussier Peter Platinga, Deblin Bagchi, “Phonetic feedback for speech enhancement with and without parallel speech data,” *arXiv preprint arXiv:2003.01769*, 2020.
- [29] Diederik P. Kingma and Jimmy Ba, “Adam: A Method for Stochastic Optimization,” *arXiv:1412.6980 [cs]*, 2017.
- [30] Dimitrios Giannoulis, Emmanouil Benetos, Dan Stowell, Mathias Rossignol, Mathieu Lagrange, and Mark D Plumbley, “Detection and classification of acoustic scenes and events: An ieeee aasp challenge,” in *2013 IEEE Workshop on Applications of Signal Processing to Audio and Acoustics*. IEEE, 2013, pp. 1–4.

- [31] Thierry Bertin-Mahieux, Daniel P.W. Ellis, Brian Whitman, and Paul Lamere, “The million song dataset,” in *Proceedings of the 12th International Conference on Music Information Retrieval (ISMIR)*, 2011.
- [32] “Librivox,” <https://librivox.org/>, Accessed: 2017-05-08.
- [33] ITU-T Recommendation, “Perceptual evaluation of speech quality (pesq): An objective method for end-to-end speech quality assessment of narrow-band telephone networks and speech codecs,” *Rec. ITU-T P. 862*, 2001.
- [34] C. H. Taal, R. C. Hendriks, R. Heusdens, and J. Jensen, “An algorithm for intelligibility prediction of time–frequency weighted noisy speech,” *IEEE Transactions on Audio, Speech, and Language Processing*, vol. 19, no. 7, pp. 2125–2136, 2011.
- [35] Emmanuel Vincent, Rémi Gribonval, and Cédric Févotte, “Performance measurement in blind audio source separation,” *IEEE Transactions on Audio, Speech, and Language Processing*, vol. 14, no. 4, 2006.
- [36] Kevin J.P. Woods, Max H. Siegel, James Traer, and Josh H. McDermott, “Headphone screening to facilitate web-based auditory experiments,” *Attention, Perception, and Psychophysics*, vol. 79, pp. 2064–2072, 2017.
- [37] ITUR BS, “1534-1, method for the subjective assessment of intermediate quality level of coding systems,” *International Telecommunications Union, Geneva, Switzerland*, vol. 14, 2003.
- [38] Pranay Manocha, Adam Finkelstein, Zeyu Jin, Nicholas J. Bryan, Richard Zhang, and Gautham J. Mysore, “A differentiable perceptual audio metric learned from just noticeable differences,” *arXiv preprint arXiv:2001.04460*, 2020.
- [39] Ishwarya Ananthabhotla, Sebastian Ewert, and Joseph A. Paradiso, “Towards a perceptual loss: Using a neural network codec approximation as a loss for generative audio models,” in *Proceedings of the 27th ACM International Conference on Multimedia (MM ’19)*, October 21–25, 2019, Nice, France. ACM, 2019, pp. 1–8.