

Active Inference and Behavior Trees for Reactive Action Planning and Execution in Robotics

Corrado Pezzato¹, Carlos Hernández Corbato¹ and Martijn Wisse¹

Abstract—This paper presents how the hybrid combination of behavior trees and the neuroscientific principle of active inference can be used for action planning and execution for reactive robot behaviors in dynamic environments. We show how complex robotic tasks can be formulated as a free-energy minimisation problem, and how state estimation and symbolic decision making are handled within the same framework. The general behavior is specified offline through behavior trees, where the leaf nodes represent desired states, not actions as in classical behavior trees. The decision of which action to execute to reach a state is left to the online active inference routine, in order to resolve unexpected contingencies. This hybrid combination improves the robustness of plans specified through behavior trees, while allowing to cope with the curse of dimensionality in active inference. The properties of the proposed algorithm are analysed in terms of robustness and convergence, and the theoretical results are validated using a mobile manipulator in a retail environment.

Index Terms—Active Inference, Reactive action planning, Behavior Trees, Mobile Manipulators, Biologically-Inspired Robots, Free-energy Principle

I. INTRODUCTION

Deliberation and reasoning capabilities for acting are crucial parts in online robot control, especially when operating in dynamic environments to complete long term tasks. Over the years, researchers developed many task planners with various degrees of optimality, but little attention has been paid to actors [1], [2], i.e. algorithms endowed with reasoning and deliberation tools during plan execution. Works as [1], [2] advocate a change in focus, explaining why this lack of actors could be one of the main causes of the limited spread of automated planning applications. Very recently, a number of publications [3], [4], [5] tried to answer this call and to focus on the *actor problem*. Actors should not be mere action executors, but they should be capable of intelligently taking decisions. This is particularly useful for challenging frameworks such as mobile manipulation in dynamic environments, where actions planned offline are more prone to fail. In this paper we consider mobile manipulation tasks in a retail environment, and we propose an actor which is capable of following a task planned offline while still being able of taking autonomous decisions at run-time to resolve unexpected situations.

This research was supported by Ahold Delhaize. All content represents the opinion of the authors, which is not necessarily shared or endorsed by their respective employers and/or sponsors

¹Corrado Pezzato, Carlos Hernández Corbato, and Martijn Wisse are with the Cognitive Robotics Department, TU Delft, 2628 CD Delft, The Netherlands c.pezzato@tudelft.nl, c.h.corbato@tudelft.nl, and m.wisse@tudelft.nl

In our solution we encode the notion of *what* and *when* states are important for completing a task. This is achieved by means of active inference, a neuroscientific theory which has recently shown its potential in control engineering and robotics [6]–[8], in particular in real applications for low level adaptive control [9], [10]. Active inference describes a biologically plausible algorithm for perception, action, planning, and learning. This theory has been initially developed for continuous processes [11]–[13] where the main idea is that the brain’s cognition and motor control functions could be described in terms of *free-energy minimization* [14]. In other words we, as humans, take actions in order to fulfill prior expectations about a *desired prior* sensation [15]. Active inference has also been extended to Markov Decision Processes (MDP) for discrete decision making [16], recently gathering more and more interest [17]–[20]. In this formulation, active inference is proposed as a unified framework to solve the exploitation-exploration dilemma by acting to minimize the free-energy. Agents can solve complicated problems once provided a *context sensitive prior* about preferences. Probabilistic beliefs about the state of the world are built through Bayesian inference, and a finite horizon policy is selected in order to maximise the evidence for a model that is biased towards the agent’s preferences. At the time of writing, the use of discrete Active Inference for action Planning (AIP) is limited to low dimensional and simplified simulations. For instance, in [20] the authors simulated an artificial agent which had to learn and to solve a maze given a set of simple possible actions to move (*up, down, left, right, stay*). Actions were assumed instantaneous and always executable. In general, current solutions lack a systematic and task independent way of specifying prior preferences, which is fundamental to achieve a meaningful agent’s behavior, and never consider action preconditions which are crucial in real world robotics. As a consequence, policies with conflicting actions which might arise in dynamic environments are never addressed in the current state-of-the-art. Finally, scaling the current formulations of active inference to a bigger state space is prevented by the curse of dimensionality, which is one the main problems, as highlighted in [21]. To tackle these limitations, we propose a hybrid combination of active inference and Behavior Trees (BTs), a method for describing reactive behaviors for robotics.

A. Related Work

The literature for task planning in robotics is very rich. In this work, we mainly focus on *reactive planning and acting*, a class of methods that exploits reactive plans, which are

stored structures that contain the behaviour of an agent. To begin with, Hierarchical task planning in the now (HPN) [22] defines an approach for the integration of task and motion planning (TAMP) which heavily relies on top-down decisions. HPN is an alternate plan and execution algorithm where a plan is generated backwards starting from the desired goal, using A*. HPN recursively executes actions and re-plans. To cope with the stochasticity of the real world, this algorithm has been extended to belief HPN (BHPN) [23]. A follow up work [24] focused on the reduction of the computational burden implementing *selective re-planning* to repair to local poor-choices or exploit new opportunities without the need to re-compute the whole plan which is very costly since the search process is exponential in the length of the plan.

Hierarchical task network (HTN) planning [25], [26] is another method for generating plans in a top-down manner. At each step, a high-level task is refined into lower-level tasks. In practice [27], the planner exploits a set of standard operating procedures for accomplishing a given task. The planner decomposes the given task choosing among the available ones, until the chosen primitive is directly applicable to the current state. Tasks are then iteratively replaced with new task networks. An important remark is that reaction to failures, time-outs, external events or changes which are beyond the control of the planner are still a challenge for HTN planners. Besides, current interfaces for HTN planning are often cumbersome and not user-friendly [26]. The drawbacks of this approach are that it requires the designer to write and debug potentially complex domain specific recipes, and that in very dynamic situations re-planning might occur too often.

A different approach, less applied in robotics but which bares great potential in dynamic environments, is the so called Goal Directed Action Planning (GOAP) [28]. This technique is a decision making architecture for non-player-characters (NPC) in video-games [29]. Goals in GOAP do not contain predetermined plans, such as in HTN. Instead, GOAP considers atomic behaviors which contains preconditions and effects, similarly to HPN. The general behavior of an agent can then be specified through very simple Finite State Machines (FSMs) because the transition logic is separated from the states themselves. GOAP generates a plan at run-time that searches in the space of available actions for a sequence that will bring the agent from the starting state to the goal state. However, GOAP requires hand-designed heuristics which might be scenario specific, and is computationally expensive for long term tasks.

Another way to specify high level reactive behaviors for robots is through Behavior Trees. BTs are a way of organizing the switching structure of hybrid dynamical systems, and they recently gained popularity robotics [30], [31]. The general advantage of BTs is that they are modular and can be composed in more complex higher-level behaviours, without the need to specify how different BT relates with each other. They are also intuitive representation which modularize and simplify other architectures such as FSM and decision trees,

with proven robustness and safety properties [31]. These advantaged and the structure of BTs make them particularly suitable for the class of dynamic problems we are considering in this work, as explained later on in Section II. However, in classical formulations of BTs, the plan reactivity still comes from hard-coded recovery behaviors. This means that highly reactive BTs are usually big and complex, and that adding new robotic skills would require revising a large tree. To partially cope with these problems, Colledanchise et al. [3] proposed a blended reactive task and action planner which dynamically expands a BT to cope with unforeseen contingencies, where the planning part is based on the idea of back-chaining. The solution can compensate for unanticipated scenarios, but the resulting behavior is not optimal since a plan is generated as an arbitrarily ordered sequence of actions to achieve a goal. The method also generates increasingly larger BTs with several conditions to check. Conflicts due to contingencies are handled by prioritizing (shifting) sub-trees. Other researchers tried to combine the advantages of behavior trees with the theoretical guarantees on performance of PDDL planning [4]. Even though this results in a more concise problem description with respect to using BT only, online reactivity is again limited to the scenarios planned offline. For unforeseen contingencies re-planning would be necessary, which is more resource demanding than reacting as shown in the experimental results in [4].

B. Contributions and paper structure

In this work we develop an algorithm for reactive action planning and execution in dynamic environments. We exploit the properties of behavior trees and active inference in a new hybrid combination. We keep the advantages of goal directed action planning while removing hand-designed heuristics for policy selection and complex fallback behaviors. The use of BTs is crucial to cope with the curse of dimensionality in active inference, which is used for run-time deliberation. We provide a comprehensive derivation of the theory behind active inference, and we propose a method to include action preconditions and conflicts resolution, bringing this neuroscientific theory on a complex robotic setup. The convergence analysis of the algorithm is also reported.

The remaining of the paper is organized as follows. Section II provides the background knowledge for active inference and BTs. Section III details the hybrid integration of these two techniques into our novel reactive scheme. In Section IV we analyse the properties of our algorithm in terms of robustness and stability. In Section V we illustrate how the solution can handle complex tasks using a mobile manipulator in a dynamic retail environment. Finally, Section VI provides a summary and directions for future work.

II. BACKGROUND ON ACTIVE INFERENCE AND BEHAVIOR TREES

A. Background on Active Inference

In general, active inference provides a powerful architecture for the creation of reactive agents which continuously update their beliefs about the world and act on it, to match

specific desires. This behavior is automatically generated through minimising the free-energy function, which provides a metric for meaningful decision making in the environment. Active inference is an approach *ab initio*, grounded in established statistical physics [32], [33]. It provides a unifying theory for perception, action, decision-making and learning in biological or artificial agents [21]. The core idea is that these processes can be described in terms of optimization of two complementary objective functions, namely the variational free-energy F , and the expected free-energy G . Creatures are assumed to have a set of sensory observations o and an internal generative model to represent the world which is used to build internal probabilistic representations, or Bayesian beliefs, of the environment's dynamics. Agents can also act on the environment, to change its states, and thus the sensory observations. External states are internally represented through the so called hidden states s . Variational free-energy measures the fit between the internal model and past and current sensory observations, while expected free-energy scores future possible courses of action according to prior preferences. In this subsection we report and summarize the main results from the vast literature on the topic, and we provide an extended appendix with all the necessary mathematical derivations.

1) *Discrete state-space generative models*: Usually, agents do not have access to the true states but they can only perceive the world via possibly noisy sensory observations [17], [34], and have an internal representation, or model, of the world. The problem can then be framed as a variant of a Markov decision process where the internal generative model is a joint probability distribution over possible hidden states and sensory observations. This is used to predict sensory data, to infer the causes of these data [17]:

$$P(\bar{o}, \bar{s}, \mathbf{A}, \mathbf{B}, \mathbf{D}, \boldsymbol{\pi}) = P(\boldsymbol{\pi})P(\mathbf{A})P(\mathbf{B})P(\mathbf{D}) \prod_{\tau=1}^T P(s_{\tau}|s_{\tau-1}, \boldsymbol{\pi})P(o_{\tau}|s_{\tau}) \quad (1)$$

This factorization takes into account the Markov property, so the next state and current observation depend only on the current state [35]. In equation (1), \bar{o} and \bar{s} represent sequences of observations and states from time $\tau = 1$ to the current time t . Regarding the parameters of the model: \mathbf{A} is the likelihood matrix, so the probability of an outcome to be observed given a specific state; \mathbf{B} is the transition matrix, so the probability of state s_{t+1} while applying action a_t from state s_t ; \mathbf{D} is the probability or initial belief about the state at $\tau = 1$; finally, $\boldsymbol{\pi}$ is a vector holding the probability of policies, defined as sequence of actions over a time horizon T . The full derivation of the generative model in equation (1), the assumptions under its factorization, and how this joint probability is used to define the free-energy as an upper bound on surprise, can be found in Appendix I.

2) *Variational (negative) Free-energy*: Given the generative model as before, one can show how F becomes an upper bound on the atypicality of observations, defined as surprise in information theory. By minimising variational free-energy

an agent can determine the most likely hidden states given sensory information. An expression for F is given by:

$$F(\boldsymbol{\pi}) = \sum_{\tau=1}^T s_{\tau}^{\pi} \cdot \left[\ln s_{\tau}^{\pi} - \ln (\mathbf{B}_{\tau-1}^{\pi}) s_{\tau-1}^{\pi} - \ln \mathbf{A} \cdot \mathbf{o}_{\tau} \right] \quad (2)$$

where $F(\boldsymbol{\pi})$ is a policy specific free-energy. For the derivations please refer to Appendix II.

TABLE I
NOTATION FOR ACTIVE INFERENCE

Symbol	Description
s_{τ}, s_{τ}^{π}	Hidden state at time τ , and expected value of posterior estimate under a policy
o_{τ}, o_{τ}^{π}	Outcome at time τ , and expected value of posterior estimate under a policy
\mathbf{A}	Likelihood matrix, $P(o_t s_t) = \mathbf{A}$
\mathbf{B}	Transition matrix $P(s_{t+1} s_t) = \mathbf{B}$
\mathbf{C}	Prior preferences $P(o_{\tau}) = \mathbf{C}$
\mathbf{D}	Prior over initial states $P(s_1 s_0) = \mathbf{D}$
F	Variational free-energy
G	Expected free-energy
$\boldsymbol{\pi}$	Approximate posterior of policies $P(\boldsymbol{\pi}) = \sigma(-G(\boldsymbol{\pi}))$
σ	Softmax function
a_t	Action at time t

3) *Perception*: According to active inference, both perception and decision making are based on the minimisation of free-energy. This is achieved through a gradient descent on F . In particular, for the state estimation we take partial derivatives with respect to the states and set the gradient to zero. The expected value of the posterior estimate of the state, conditioned by a policy, is given by:

$$s_{\tau}^{\pi} = \sigma(\ln(\mathbf{B}_{\tau-1}^{\pi}) s_{\tau-1}^{\pi} + \ln(\mathbf{B}_{\tau}^{\pi}) \cdot s_{\tau+1}^{\pi} + \ln \mathbf{A} \cdot \mathbf{o}_{\tau}) \quad (3)$$

where σ is the softmax function. For the complete derivation, please refer to Appendix III. Note that when $\tau = 1$ the first term is simply $\ln \mathbf{D}$.

4) *Expected Free-energy*: Active inference unifies action selection and perception by assuming that action fulfills predictions based on inferred states. Since the internal model can be biased towards preferred states or outcomes (*prior desires*), active inference induces actions that will bring the current beliefs towards the preferred states. More specifically, the generative model entails beliefs about future states and policies, where policies that lead to preferred outcomes are more likely. This enables action to realize the next (proximal) *outcome* predicted by the policy that leads to (distal) goals. By minimising expected free-energy the agents gives higher plausibility to actions that will achieve those sensations. The expected free-energy for a policy $\boldsymbol{\pi}$ at time τ is given by (see Appendix IV) :

$$G(\boldsymbol{\pi}, \tau) = \mathbf{o}_{\tau}^{\pi} \cdot [\ln \mathbf{o}_{\tau}^{\pi} - \mathbf{C}] + s_{\tau}^{\pi} \cdot \mathbf{A} \cdot \ln \mathbf{A} \quad (4)$$

a) *Planning and decision making*: Taking a gradient descent of F with respect to policies, and recalling that the generative model specifies $P(\boldsymbol{\pi}) = \sigma(-G(\boldsymbol{\pi}))$, it holds that the approximate posterior over policies is given by:

$$\boldsymbol{\pi} = \sigma(-\mathbf{G}_{\boldsymbol{\pi}} - \mathbf{F}_{\boldsymbol{\pi}}) \quad (5)$$

See Appendix V for the details. The vector π contains the probability for each policy.

b) *Policy independent state-estimation*: Given the probability over possible policies, and the policy dependant states s_τ^π , we can compute the overall probability distribution for the states over time through Bayesian Model Average:

$$s_\tau = \sum_p \pi_p \cdot s_\tau^{\pi_p} \quad (6)$$

where $s_\tau^{\pi_p}$ is the probability of a state at time τ under policy p . This is the average prediction for the state at a certain time, so s_τ , according to the probability of each policy. In other words, this is a weighted average over different models. Models with high probability receives more weight, while models with lower probabilities are discounted.

c) *Action selection*: The action for the agent at the current time t is determined from the most likely policy:

$$a = \arg \min_u \left(\sum_p \delta_{u, \pi_p} \pi \right) \quad (7)$$

where δ is the Kronecker delta, and π_p is the probability of policy p .

The pseudo-code for action selection and belief updating, once given the model parameters A , B , D , is reported in Algorithm 1.

Algorithm 1 Action selection with active inference

```

1: Set  $C$  ▷ prior preferences
2: for  $\tau = 1 : T$  do
3:   Sample state from  $B$  if not specified
4:   Sample outcome from  $A$  if not specified
5:   Compute free-energy ▷ eq. (2)
6:   Update posterior state  $s_\tau^\pi$  ▷ eq. (3)
7:   Compute expected free-energy ▷ eq. (4)
8:   Bayesian model averaging ▷ eq. (6)
9:   Action selection ▷ eq. (7)
10: end for
11: Return  $a$  ▷ Preferred sequence of actions

```

B. Background on Behavior Trees

We now describe the high level concepts at the basis of Behavior Trees according to previous work such as [30], [31], to which an interested reader is referred for a more detailed description and analysis of robustness and convergence. A Behavior Tree is a directed tree composed by nodes and edges that can be seen as a graphical modeling language. It provides a structured representation for execution of actions which are based on conditions and observations in a system. The nodes in a BT follow the classical definition of parents and children. The root node is the only node without a parent, while the leaf nodes are all the nodes without children. In a BT, the nodes can be divided in control flow nodes (*Fallback*, *Sequence*, *Parallel*, or *Decorator*), and in execution nodes (*Action* or *Condition*) which are the leaf nodes of the tree. When executing a given a behavior tree in a control loop,

the root node sends a *tick* to its child. A tick is nothing more than a signal that allows the execution of a child. The tick propagates in the tree following the rules dictated by each control node. Nodes return to the parent a status that can be *running* if its execution has not finished yet, *success* if the goal is achieved, or *failure* in the other cases. At this point, the return status is propagated back up the tree, which is traversed again following the same rules. The most important control nodes are:

Fallback nodes: A fallback node ticks its children from left to right. It returns *success* (or *running*) as soon a one of the children returns *success* (or *running*). When a child returns *success* or *running*, the fallback does not tick the next child, if present. If all the children return *failure*, the fallback return *failure*. This node is graphically identified by a gray box with a question mark “?”;

Sequence nodes: The sequence node ticks its children from left to right. It returns *running* (or *failure*) as soon as a child returns *running* (or *failure*). The sequence returns *success* only if all the children return *success*. If a children returns *running* or *failure*, the sequence does not tick the next child, if present. Sequences are graphically denoted by a gray box with an arrow “→”;

The execution node are *Actions* and *Conditions*:

Action nodes: An Action node performs an action in the environment. While an action is being executed, this node returns *running*. If the action is completed correctly it returns *success*, while if the action cannot be completed it returns *failure*. Actions are represented as red rectangles;

Condition nodes: A Condition node determines if a condition is met or not, returning *success* or *failure* accordingly. Conditions never return *running* and do not change any states or variables. They are represented as orange ovals;

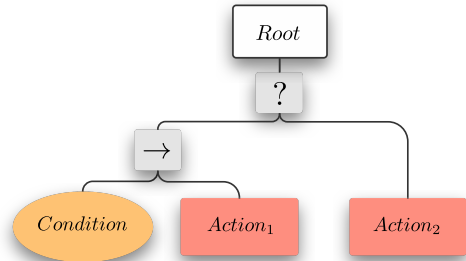


Fig. 1. Example of BT. The *tick* traverses the tree starting from the *Root*. If *Condition* is true *Action₁* is executed. If both of them return success, the *Root* returns success, otherwise *Action₂* is executed.

III. ACTIVE INFERENCE AND BTs FOR REACTIVE ACTION PLANNING AND EXECUTION

Even though active inference is a very promising theory, from a computational perspective computing the expected free-energy for each possible policy that a robot might take is cost-prohibitive. This is due do the combinatorial explosion when looking deep into the future [21]. To solve this problem, we propose to replace *deep policies* with *shallow decision trees* that are *hierarchically composable*.

This will allow us to simplify our offline plans, exploit opportunities, and act intelligently to resolve local unforeseen contingencies. Our idea consists in two main intuitions:

- To avoid combinatorial explosion while planning and acting with active inference for long term tasks, we specify the nominal behavior of an agent through a BT, used as a prior. Doing so, Behavior Trees provides *global reactivity to foreseen situations*
- To avoid coding every possible contingency in the BT, we program only desired states, and we leave action selection to the active inference scheme. Active inference provides then *local reactivity to unforeseen situations*.

To achieve such a hybrid integration, and to be able to deploy this architecture on real robotic platforms, we will address in the following three main problems: 1) how to define the generative models for active inference, 2) how to properly integrate BTs and active inference in robotics, 3) how to handle action preconditions in active inference, and possible conflicts which might arise at run-time in a dynamic environment.

In this work, we assumed to operate in a continuous environment with the ability of sensing and acting through symbolic decision making. We model the skills of a robot as a set of atomic actions $a_j \in \mathcal{A}$ with $j = 1 \dots k$ which have associated, *parameters*, *pre-* and *post-conditions*:

Action a_j	Preconditions	Post-conditions
action.name (<i>par</i>)	prec $_{a_j}$	post $_{a_j}$

where prec_{a_j} and post_{a_j} are *logical predicates* that can be evaluated at run-time. A logical predicate is a boolean-valued function $\mathcal{P} : \mathcal{X} \rightarrow \{\text{true}, \text{false}\}$.

We define $x \in \mathcal{X}$ the continuous states of the world and the internal states of the robot which can be observed through the perception system. The role of the perception system is to abstract the continuous states x into symbolic observations $o_i \in \mathcal{O}$ with $i = 1 \dots n$ that can be manipulated by the discrete active inference agent. Observations o are used to build a probabilistic belief about the current state, indicated with $s_i \in \mathcal{S}$ with $i = 1 \dots n$. Each belief for a state i is $s_i \in \mathbb{R}^{m_i}$ where m_i is the number of mutually exclusive symbolic values that a state can have. A particular belief s_i can take any value in between 0 and 1 so $s_i \in [0, 1]$, while a particular observation o_i is a binary value such that $o_i \in \{0, 1\}$, indicating if a particular state is sensed or not. Finally, we define $l \in \mathcal{L}$ with $l_i \in \{0, 1\}$ as the most probable logical state based on the belief s .

Defining a logic state based on the probabilistic belief s built with active inference, instead of directly using the observation of the states o , increases robustness against noisy sensor readings.

A. Definition of the models for active inference

First of all, the world's state and the available action templates need to be abstracted such that the active inference agent can reason upon them. To do so, the likelihood matrix

\mathbf{A} , the transition matrix \mathbf{B} and the prior over states \mathbf{C} need to be defined. When an observation is available, it provides information about the corresponding value of a state. Thus, for a particular state s_i , the probability of a state outcome pair o_i, s_i at the current time t is:

$$P(o_{i,t}|s_{i,t}) = \mathbf{A}_i, \quad \mathbf{A}_i = \mathbf{I}_d \in \mathbb{R}^{m_i \times m_i} \quad (8)$$

Note that knowing the mapping between observations and states does not necessarily mean that we can observe all the states at all time. Observations can be present or not, and when they are the likelihood matrix indicates that a specific state is sensed.

To define the transition matrices, we need to encode in a matrix form the effects of each action on the relevant states. The probability of a ending up in a state s_{t+1} , given s_t and action a_i is given by:

$$P(s_{t+1}|s_t, a_i) = \text{Cat}(\mathbf{B}_{a_i} s_t), \quad \mathbf{B}_{a_i} \in \mathbb{R}^{m_i \times m_i} \quad (9)$$

where $\text{Cat}()$ is the categorical distribution. In other words, we define \mathbf{B}_{a_i} as a square matrix encoding the post-conditions of action a_i .

Example 1: Consider a mobile manipulator in a retail environment. The first skill that we provide to the robot is the ability to navigate to a specified goal location such as `moveTo(goal)`.

Actions	Preconditions	Post-conditions
<code>moveTo(goal)</code>	–	$l_m = [1 \ 0]^\top$

During an execution, the localization group is providing the current position of the robot $\in \mathcal{X}$ while the observation o_m indicates simply if the goal has been reached or not. The agent is then constantly building a probabilistic belief s_m the chances of being at the goal or not. In case the robot has not yet reached the goal, a possible configuration at time t is the following:

$$o_m = \begin{bmatrix} \text{atGoal} \\ \neg \text{atGoal} \end{bmatrix} = \begin{bmatrix} 0 \\ 1 \end{bmatrix}, \quad s_m = \begin{bmatrix} 0.08 \\ 0.92 \end{bmatrix}, \quad l_m = \begin{bmatrix} 0 \\ 1 \end{bmatrix} \quad (10)$$

$$\mathbf{B}_m = \begin{bmatrix} 0.95 & 0.9 \\ 0.05 & 0.1 \end{bmatrix} \quad \mathbf{B}_{idle} = \begin{bmatrix} 1 & 0 \\ 0 & 1 \end{bmatrix} \quad (11)$$

The transition matrix \mathbf{B}_m encodes the probability of reaching a goal location through the action `moveTo(goal)`, which might fail with a certain probability. We also encode an `Idle` action, which does not modify any state, but it provides information on the outcome of the action selection process as we will see in the next subsections.

Using the appropriate problem formulation, with active inference we can abstract redundant information which is not necessary to make high-level decisions. For instance, in the example above we are not interested in building a probabilistic belief of the current robot position. To decide if to use the action `moveTo(goal)` or not, it is sufficient to encode if the `goal` has been reached or not. One has also to define the vector $\mathbf{D}_i \in \mathbb{R}^{m_i}$ encoding the initial belief about the probability distribution of the states. When

no prior information is available, each entry of D_i will be $1/m_i$. In this work, we assume the likelihood and transition matrices, so the model parameters, to be known. However, one could use the free-energy minimisation to learn them [36]. Finally, the prior preferences over outcomes (or states), need to be encoded in $C_i \in \mathbb{R}^{m_i}$. Each entry contains a real value for a particular state. The higher the value of a preference, the more preferred the state is, and vice-versa. Priors are formed according to specific desires and they will be used to interface active inference and Behavior Trees.

B. BTs integration: planning preferences, not actions

To achieve a meaningful behavior in the environment through active inference, we need to encode specific desires into the agent’s brain, so populate C_i appropriately. To do so we chose to model desires through Behavior Trees, which will encode complex long term tasks in terms of preferences for the active inference agent.

Offline plan: Planning actions and complex recovery behavior offline for a dynamic environment can be a waste of resources, which might lead to overly complicated plans. To obviate this problem, we never specify actions as leaf nodes of a BT, but only states to visit. To reach a distant goal, we plan achievable sub-goals in the form of a desired logical state l , according to the available actions that a robot possesses. The idea of using sub-goals was already used in [20]. However, with our definition we provide a structure to provide sub-goals which is task independent, and only based on the set of available skills of the robot such that we can make sure that the robot can complete the task. At planning time, we impose that subsequent sub-goals (or equivalently adjacent logical states) should be achievable by means of one action. At planning time, we define the ideal sequence of states and action to complete a task. At run-time, however, we only provide the sequence of states to the algorithm. This idea can be schematically visualized in Fig. 2.

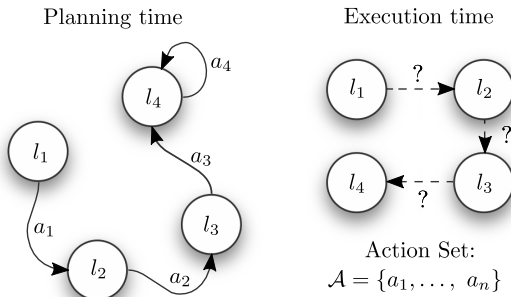


Fig. 2. The path among states is planned offline using the available set of actions but only the sequence of states is provided at run-time. Actions are chosen online from the available set.

A prior as Behavior Tree: Given a BT generated offline with desired states as leaf nodes, we use it to specify the priors over states C at run-time. During execution, a BT is traversed by a tick at a certain frequency, e.g. 10 – 30Hz. We introduce a new type of leaf nodes called *Prior nodes*, indicated with green hexagon. These nodes can be seen as

standard action nodes but instead of commanding an action, they simply set the desired value of a state in C and they run active inference for action selection. The prior node in the Behavior Tree returns either *Success*, *Running*, or *Failure*, according to the outcome of our reactive action selection process as explained in Section III-D.

Example 2: We would like to program the behavior of a our mobile manipulator to navigate to a goal location in a retail store. Example 1 provides the necessary models. To induce a goal oriented behavior, the BT will set the prior over s_m to $C_m = [1, 0]^T$ meaning that the robot would like to sense to be at *goal*

A classical BT versus a BT for active inference are reported in Fig. 3. Note that the amount of knowledge (i.e. number

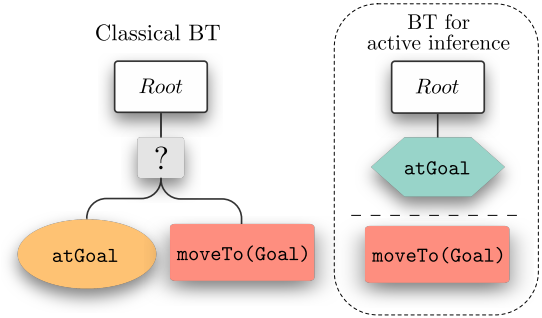


Fig. 3. BT to navigate to a location using a classical BT and a BT for active inference. One action *moveTo(goal)* is available and one condition *atGoal* provides information if the current location is at the goal.

of states and actions) which is necessary to code a classical BT or our active inference version in Example 2 is the same. However, we abstract the fallback by planning in the state space and not in the action space. Instead of programming the action *move(goal)* we only set a prior preference over the state *atGoal* since the important information is retained in the state to be achieved rather than on the sequence of actions to do so. Action selection through active inference will then select the appropriate skills to match the current state of the world with the desired one, minimizing this discrepancy through free-energy minimization. Before doing so, however, we need to extend the standard active inference in Algorithm 1 to cope with action preconditions, non instantaneous actions, and conflicts.

C. Action preconditions and conflicts

Past work on active inference, such as [20], was based on the assumption that actions were always executable. But this might not be the case in reality, where in more complex situations we want to be able to check action preconditions. We then encode action preconditions as desired logical states that need to hold to be able to execute a particular action. Before doing that, we show how one can add new skills. Ideally, when a new robotic skill is available, a robot should be able to use it without major modifications in the task-level control program and the plan. To extend the capabilities of the robot, we have to provide the action model to the active inference algorithm, without necessarily modifying the

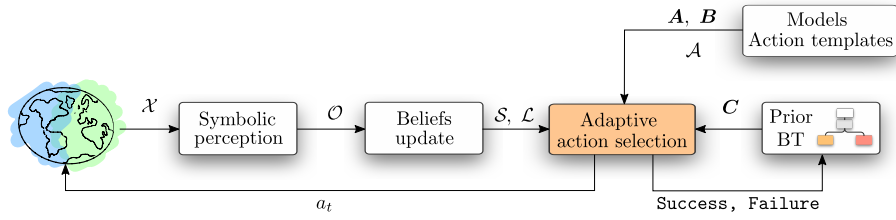


Fig. 4. Overview of the control architecture for reactive action planning and execution using active inference. Adaptive action selection is performed according to Algorithm 2.

already generated plans through behavior trees. This comes directly from the fact that we plan desired states (or outcomes) in the behavior tree, not actions. Using our approach, if an action a_{new} is available, one has to 1) provide the relative transition matrix B_{new} , so indicate how that action affects a particular the state, 2) encode its preconditions in terms of the states required, 3) if a_{new} manipulates states which are not currently modeled, also s and o should be extended accordingly.

Example 3: We add one more action to the set of skills of our mobile manipulator: $Pick(obj)$ and the relative transition matrix B_h . The action templates are extended as follows:

Actions	Preconditions	Post-conditions
$moveTo(goal)$	-	$l_m = [1 \ 0]^T$
$Pick(obj)$	$isReachable(obj)$	$l_r = [1 \ 0]^T$ $l_h = [0 \ 1]^T$

$$\begin{aligned}
 o_h &= \begin{bmatrix} isHolding(obj) \\ !isHolding(obj) \end{bmatrix} & B_h &= \begin{bmatrix} 0.95 & 0.9 \\ 0.05 & 0.1 \end{bmatrix} \\
 o_r &= \begin{bmatrix} isReachable(obj) \\ !isReachable(obj) \end{bmatrix}
 \end{aligned} \tag{12}$$

where we added a new logical state l_h , the relative belief s_h and observation o_h , which indicates if the robot is holding the object obj . In the simplest case, we suppose that the only precondition for a successful grasping is that obj is reachable. We then add a logical state l_r , as well as s_r and o_r , to provide active inference with information about this precondition. o_r can be built for instance trying to compute a grasping pose for a given object. The robot can act on the state l_h through $Pick$, and it can act on l_r through $moveTo$.

D. Complete control scheme

We summarise our solutions to the three problems highlighted at the beginning of the section in Algorithm 2 and Fig. 4. At run-time, the BT for a certain task is ticked at a given frequency. The perception layer takes the sensory readings and translates these continuous quantities into logical observations, which are used to perform belief updating, keeping a probabilistic representation of the world in \mathcal{S} . Then, the logical state \mathcal{L} is formed. Every time a *prior* node in the BT is ticked, the corresponding priors in \mathcal{C} are set to 1. The desired state to be achieved has then a *priority* of 1. An action is selected according to Alg. 1: active inference

will choose an action among the available ones that in the current state has the best chances to minimise the expected free-energy, which is biased towards the given prior \mathcal{C} . The preconditions then are checked based on \mathcal{L}_c . If one or more preconditions are not satisfied, the relative logical states are pushed into the corresponding prior with a high preference (i.e. > 1). Action selection is then performed again with the updated prior, such that actions that will satisfy action preconditions are more likely. This procedure is repeated until either an executable action is found, returning **Running**, or no action can be executed, returning **Failure**. The case of **Failure** is handled through the global reactivity provided by the BT. If the current logical state is equal to the desired state our algorithm returns **Success**. This creates dynamic and stable regions of attraction as explained in Section IV-A, by means of sequential controller composition [37] (lines 17–31 of Alg. 2). Note that this kind of online action selection can lead to conflicts with the original plan in a dynamic environment [3]. However, these are automatically resolved by *locally updating* prior desires about a state, giving them higher preference. This will induce a behavior which initially goes against the defined offline plan because the new desire is more appealing to be satisfied. With active inference we have one more degree of freedom that we can exploit for conflict resolution, which is the strength of a preference. This empowers our decision making process by representing *what* state is important, but also *when*. For both missing preconditions and conflicts, high priority priors are removed from the preferences \mathcal{C} whenever the preconditions are satisfied or the conflicts resolved (lines 6–10), allowing to resume the nominal flow of the BT. We have introduced the new idea of using *dynamic priors* instead of static ones as in previous active inference schemes, to allow for pre-condition checking and conflict resolution. A robot will be able to follow a long programmed routine while still preserving the ability of autonomously taking decisions to locally compensate for unexpected events. This reduces considerably the need for hard-coding fallbacks due to the probabilistic nature of a dynamic environment, allowing to compress the BT to a minimal number of nodes. The properties of our algorithm, such as the convergence and robustness, are thoroughly analysed in the next sections.

Algorithm 2 Pseudo-code for Adaptive Action Selection

```
1: Get desired prior and parameters from BT:
2:  $C, \text{param} \leftarrow \text{BT}$ 
3: Set current observations, beliefs and logical state:
4: Set  $\mathcal{O}, \mathcal{S}, \mathcal{L}$ 
5: Remove preferences with high-priority if satisfied:
6: for all  $C_i \in C > 1$  do  $\triangleright \forall$  high priority priors
7:   if  $l_i \equiv C_i$  then
8:     Remove pushed prior(s);
9:   end if
10: end for
11: Run active inference given  $\mathcal{O}, \mathcal{S}, \mathcal{L}$  and  $C$ :
12:  $a_t \leftarrow \text{Action\_selection}(\mathcal{O}, \mathcal{S}, \mathcal{L}, C) \triangleright \text{Alg. 1}$ 
13: if  $a_t == \text{Idle}$  then
14:   return Success;  $\triangleright$  No action required
15: else
16:   Check action preconditions:
17:   while  $a_t \neq \text{Idle}$  do
18:     if  $l_i \equiv \text{prec}_{a_t}$  then
19:       Execute( $a_t$ );
20:       return Running;  $\triangleright$  Executing action
21:     else
22:       Push missing preconditions in  $C$ :
23:        $C \leftarrow \text{prec}_{a_t}$ ;
24:       Exclude  $a_t$  and re-run Alg. 1:
25:       Remove( $a_t$ );
26:        $a_t \leftarrow \text{Action\_selection}(\mathcal{O}, \mathcal{S}, \mathcal{L}, C)$ 
27:       if  $a_t == \text{Idle}$  then
28:         return Failure;  $\triangleright$  No solution
29:       end if
30:     end if
31:   end while
32: end if
```

IV. THEORETICAL ANALYSIS

A. Analysis of convergence

Our algorithm is based on two main steps. The first one is the generation of an offline plan as a BT with desired states as leaf nodes. The second is the online action selection process. We analyse the two possible cases that might occur at execution time, to study the convergence to the desired goal.

1) *The dynamic environment IS as planned:* In a nominal execution, where the environment in which a robot is operating is the same as the one at planning time, there is a one to one equivalence between our approach and a classical BT formulation. This follows directly by the fact that the BT is defined according to Section III-B, so each subsequent state is achievable by means of one single action. At any point of the task the robot finds itself in the planned state and has only one preference over the next state given by the BT through C . The only action which can minimise the expected free-energy is the one used during offline planning. In a nominal case, then, we maintain all the properties of BTs, which are well explained in [31]. In particular, the behavior will be

Finite Time Successful (FTS) [31] if the atomic actions are assumed to return success after finite time. Note that we made the assumption that there are no actions with the same effects that can be applied at the same time. This situation is not taken into account into the current formulation, but will be analysed in future work. We do not see this as a limitation, but rather an opportunity that this approach offers. In particular, a knowledge base could be included to inform the action selection process about preferences over actions to achieve the same outcome.

2) *The dynamic environment IS NOT as planned:* The most interesting case is when a subsequent desired state is not reachable by means of one single action as initially planned. As explained before, in such a case we push the preconditions of the selected action into the current prior C to locally and temporarily modify the goal, to meet missing preconditions and thus to be able to perform the initially planned action. We analyse this idea in terms of sequential controllers (or actions) composition as in [37], and we show how Algorithm 2 generates a policy that will eventually converge to the initial goal. First of all we provide some assumptions and definitions that will be useful for the analysis.

Assumption 1: The action templates with pre- and post-conditions provided to the agent are correct;

Assumption 2: A given desired goal (or a prior C) is achievable by at least one atomic action;

Definition 1: The domain of attraction (DoA) of an action a_i is defined as the set of its preconditions. The DoA of a_i is indicated as $\mathcal{D}(a_i)$;

Definition 2: We say that an action a_1 prepares action a_2 if the post-conditions \mathcal{P} of a_2 lie within the DoA of a_1 , so $\mathcal{P}(a_2) \subseteq \mathcal{D}(a_1)$;

Following Algorithm 2 each time a prior leaf node is ticked in the BT, active inference is used to define a sequence of actions to bring the current state towards the goal. It is sufficient to show, then, that the asymptotically stable equilibrium of a generic generated sequence is the initial given goal.

Lemma 1: Let \mathcal{L}_c be the current logic state of the world, and \mathcal{A} the set of available actions. An action $a_i \in \mathcal{A}$ can only be executed within its DoA, so when $\mathcal{D}(a_i) \subseteq \mathcal{L}_c$. Let us assume that the goal C is a post-condition of an action a_1 such that $\mathcal{P}(a_1) = C$, and that $\mathcal{L}_c \neq C$. If $\mathcal{D}(a_1) \not\subseteq \mathcal{L}_c$, Algorithm 2 generates a sequence $\pi = \{a_1, \dots, a_N\}$ with domain of attraction $\mathcal{D}(\pi)$ according to the steps below.

- 1) Let the initial sequence contain $a_1 \in \mathcal{A}$, $\pi(1) = \{a_1\}$, $\mathcal{D}(\pi) = \mathcal{D}(a_1)$, set $N = 1$ and $\pi(N) = \mathcal{P}(a_1)$
- 2) Remove a_N from the available actions, and add unmet preconditions $C = C \cup \mathcal{D}(a_N)$
- 3) Select a_{N+1} through active inference (Algorithm 1). Then, a_{N+1} prepares a_N by construction, $\pi(N+1) = \pi(N) \cup \{a_N\}$, $\mathcal{D}_{N+1}(\pi) = \mathcal{D}_N(\pi) \cup \mathcal{D}(a_{N+1})$, and $N = N + 1$
- 4) Repeat 2, 3 until $\mathcal{D}(a_N) \subseteq \mathcal{L}_c$ OR $a_N == \text{Idle}$

If $\mathcal{D}(a_N) \subseteq \mathcal{L}_c$ and $\mathcal{D}(a_1) \subseteq \bigcup \mathcal{P}(\pi \setminus a_1)$, the sequential composition π stabilizes the system at the given desired state

C. If $a_i \in \mathcal{A}$ are FTS, then π is FTS.

Proof: Since $\mathcal{D}(a_N) \subseteq \mathcal{L}_c$ and $\mathcal{P}(a_N) \subseteq \mathcal{D}(a_{N-1})$, it follows that \mathcal{L}_c is moving towards C. Moreover, when $\mathcal{D}(a_1) \subseteq \bigcup \mathcal{P}(\pi \setminus a_1)$, after action completion $\mathcal{L}_c \equiv C$ since by definition $\mathcal{P}(a_1) = C$. ■

Note that if $\mathcal{D}(a_N) \subseteq \mathcal{L}_c$ does not hold after sampling all available actions, it means that the algorithm is unable to find a set of actions which can satisfy the preconditions of the initial planned action. This situation is a major failure which need to be handled by the overall BT. Lemma 1 is a direct consequence of the sequential behavior composition of FTS actions where each action has effects within the DoA of the action below. The asymptotically stable equilibrium of each controller is either the goal C, or it is within the region of attraction of another action earlier in the sequence, see [31], [37], [38]. One can visualize the idea of sequential composition in Figure 5.

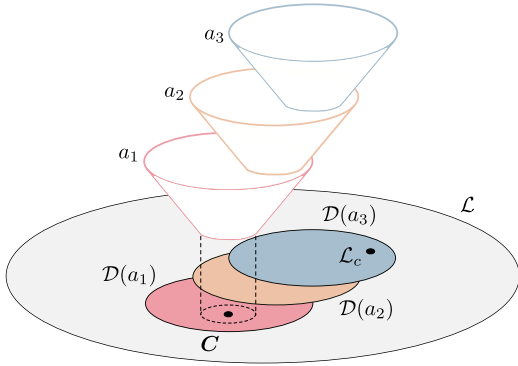


Fig. 5. DoA of different controllers around the current logical state \mathcal{L}_c , as well as their post-conditions within the DoA of the controller below.

B. Analysis of robustness

It is not easy to find a common and objective definition of robustness to analyse the characteristics of algorithms for task execution. One possible way is to describe robustness in terms of domains or regions of attraction as in past work [31], [37]. When considering task planning and execution with classical behavior trees, often these regions of attraction are defined offline leading to a complex and extensive analysis of the possible contingencies that might eventually happen [31], and these are specific to each different task. Alternatively, adapting the region of attraction requires either re-planning [4] or dynamic BT expansion [3]. Our solution does not require to design complex and large regions of attractions offline, rather these are automatically generated by Algorithm 2, according to the minimisation of free-energy. We then measure robustness according to the size of these regions, such that a robot can achieve a desired goal from a plurality of initial conditions. With our approach we achieve robust behavior by *dynamically* generating a suitable region of attraction which is biased towards a desired goal. We then cover only the necessary region in order to be able to steer the current state to the desired goal, changing prior preferences at run-time.

Corollary 1: When an executable action a_N is found during task execution such that $\pi = \{a_1, \dots, a_N\}$, Algorithm 2 has created a region of attraction towards a given goal that includes the current state \mathcal{L}_c . If $\mathcal{D}(a_1) \subseteq \bigcup \mathcal{P}(\pi \setminus a_1)$ the region is asymptotically stable.

Proof: The corollary follows simply from Lemma 1. ■

Example 4: Let us assume that Algorithm 2 produced a policy $\pi = \{a_1, a_2\}$, a set of FTS actions, where a_2 is executable so $\mathcal{D}(a_2) \subseteq \mathcal{L}_c$, and its effects are such that $\mathcal{P}(a_2) \equiv \mathcal{D}(a_1)$. Since a_2 is FTS, after a certain running time $\mathcal{P}(a_2) \subseteq \mathcal{L}_c$. The next tick after the effects of a_2 took place, $\pi = \{a_1\}$ where this time a_1 is executable since $\mathcal{D}(a_1) \subseteq \mathcal{L}_c$ and $\mathcal{P}(a_1) = C$. The overall goal is then achieved in finite time.

Instead of looking for globally asymptotically stable policies from each initial state to each possible goal, which can be unfeasible or at least very hard [37], we define smaller regions of attractions dynamically, according to current state and current goal. This might lead to plans which are not globally optimal considering the overall task. However, as pointed out in [3], [27], reactive action execution of this type is usually less costly than finding global optimality in dynamic environments.

V. EXPERIMENTAL EVALUATION

In this section we evaluate our algorithm in terms of robustness and conflicts resolution. We suppose that a mobile manipulator has to pick one object from a crate in the retail store, and place it on top of a table, see Fig. 6. We suppose that the object in the store might be not reachable from the initial robot configuration, and that the placing location might be occupied by other movable objects. We also suppose that other external events, or agents, can interfere with the execution of the task, resulting in either helping or adversarial behavior.

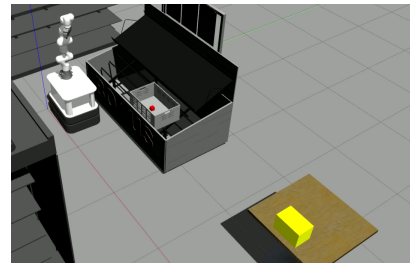


Fig. 6. Simulation of the mobile manipulation task.

In order to complete the task, we need to extend the capabilities of the robot from Example 3. We add then two extra states and their relative observations: `isPlacedAt(loc, obj)` called s_p , and `isLocationFree(loc)` called s_f . The state s_p indicates whether or not `obj` is at `loc`, with associated probability, while s_f indicates if `loc` is occupied or not by another object. Then, we need to add three more actions, which are 1) `Place(obj, loc)`, 2) `Push(obj)` to free a placing location, and 3) `PlaceOnPlate(obj)`, to place the object held by the gripper on the robot's plate.

Schematically, we summarise states and skills for the mobile manipulator as follows:

TABLE II
NOTATION FOR STATES AND ACTIONS

State	Description
s_m, l_m	Belief about being at the goal location, and logical value
s_h, l_h	Belief about holding an object, and logical value
s_r, l_r	Belief about reachability of an object, and logical value
s_p, l_p	Belief about an object being at a location, and logical value
s_f, l_f	Belief about a location being free, and logical value

Actions	Preconditions	Post-conditions
moveTo(goal)	-	$l_m = [1 \ 0]^T$ $l_r = [1 \ 0]^T$
Pick(obj)	isReachable(obj)	$l_h = [1 \ 0]^T$ $l_p = [1 \ 0]^T$
Place(obj, loc)	isLocationFree(loc)	$l_f = [1 \ 0]^T$ $l_h = [0 \ 1]^T$
Push()	!isHolding	
PlaceOnPlate()	-	

The likelihood matrices are just the identity, while the transition matrices simply map the post-conditions of actions, similarly to Example 3. Note that the design of actions and states is not unique, and other combinations are possible. One can make atomic actions increasingly more complex, or add more pre-conditions. In this simple example we consider PlaceOnPlate() without preconditions or parameters, since this is sufficient to show how our algorithm can handle dynamic situations and conflicts. The plan that we need to specify through behavior trees contains the desired sequence of states to complete the task, leaving out from the offline planning other fallbacks to cope with contingencies associated with the dynamic nature of the environment.

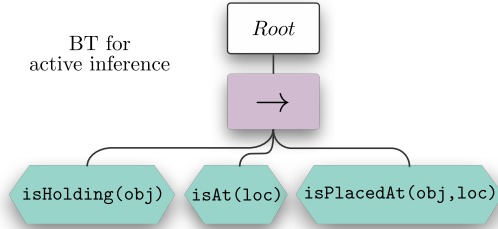


Fig. 7. BT for active inference to complete the mobile manipulation task in the retail store.

The mobile manipulator used for simulations and experiments consists of a Clearpath Boxer mobile base, in combination with a Panda arm.

A. Dynamic regions of attraction

The initial configuration of the robot is depicted in Fig. 6. The first node which is ticked in the behavior tree is the node containing the prior isHolding(obj). According to the current world's state, Alg. 2 will select different actions, to generate a suitable DoA. An example of a possible situation is reported below.

Example 5: Supposing the initial condition are such that the object is not reachable. Let $s_h \in [0, 1]$ be the probabilistic belief of holding an object, and $s_r \in [0, 1]$ the probabilistic belief of its reachability. The DoA generated by Alg. 2 at runtime is depicted in fig. 7 using phase portraits as in [31]. Actions, when performed, increase the probability of their post-conditions.

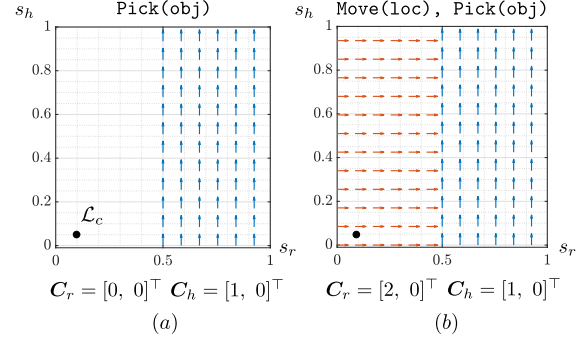


Fig. 8. Dynamic DoA generated by Alg. 2 for Example 5. (a) relates to the action Pick(obj), and (b) is the composition of moveTo(loc) and Pick(obj) after automatically updating the prior preferences

From the figure above, we can see that the goal of the active inference agent is to hold obj so $C_h = [1 \ 0]$. The first selected action is then Pick(obj). However, since the current logical state is not contained in the domain of attraction of the action, the prior preferences are updated with the missing precondition according to the action template provided, that is isReachable so $C_r = [2, 0]$. This results in a sequential composition of controllers with a stable equilibrium corresponding to the post-conditions of Pick(obj). On the other hand, to achieve the same domain of attraction with a classical behavior tree, one would require 6 additional nodes, see Fig 9. Instead of extensively programming fallback behaviors, Alg. 2 endows our actor with deliberation capabilities, and allows the agent to reason about the current state of the environment, the desired state, and the available action templates.

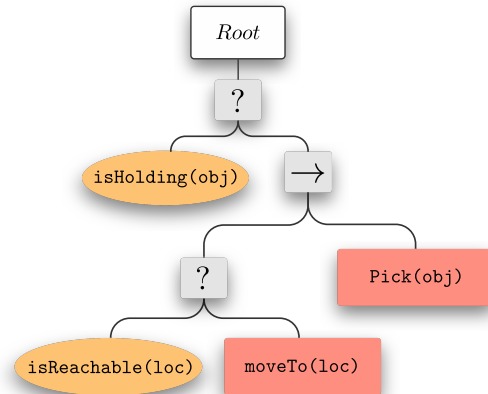


Fig. 9. Classical BT to achieve the same reactivity generated by Alg. 2 at run-time, when trying to pick an object which might be not reachable.

B. Resolving run-time conflicts

Online action selection can lead to conflicts with the initial offline plan. This is the case in the manipulation task after picking the object and moving in front of the table, and then sensing that the place location is not free.

Example 6: The situation just described can be represented schematically by considering the priors and the logical states of the quantities of interest (see tab. II for notation):

$$C_h = \begin{bmatrix} 1 \\ 0 \end{bmatrix}, C_l = \begin{bmatrix} 1 \\ 0 \end{bmatrix}, C_p = \begin{bmatrix} 1 \\ 0 \end{bmatrix} \quad (13a)$$

$$l_h = \begin{bmatrix} 1 \\ 0 \end{bmatrix}, l_l = \begin{bmatrix} 1 \\ 0 \end{bmatrix}, l_p = \begin{bmatrix} 0 \\ 1 \end{bmatrix} \quad (13b)$$

The action selected by active inference in this case is `Place(obj, loc)`. The missing precondition on the place location to be free is then added to the prior C_f . According to Alg. 2, active inference is ran again. This lead to the next action which can minimise free-energy, that is `Push`. Again, the missing precondition `!isHolding` is pushed in the current prior with any priority bigger than one, for instance 2.

$$C_h = \begin{bmatrix} 1 \\ 2 \end{bmatrix}, C_f = \begin{bmatrix} 2 \\ 0 \end{bmatrix} \quad (14)$$

In this situation, a conflict with the offline plan arises, as can be seen in C_h . Even though the desired state specified in the BT is `isHolding(obj)`, in this particular moment there is a higher preference in having the gripper free due to a missing precondition to proceed with the plan. Alg. 2 selects then the action that best matches the current prior desires, or equivalently that minimises expected free-energy the most, that is `PlaceOnPlate` to obtain $l_h = [0, 1]^T$. This allows then to perform the action `Push`. At this point, there are no more preferences with high priority, thus the prior over the state l_h is only set by the BT as $C_h = [1, 0]^T$. Now the object can be picked again and placed on the table since no more conflicts are present. The behavior of the robot from Examples 5 and 6 can be visualized in a recording of one execution¹. The Behavior trees to encode priors for active inference are implemented using a standard library².

With our approach we can impose very specific behaviors while, at the same time, giving the freedom for autonomous choices where the number of contingencies to take into account is too big to manually model.

VI. CONCLUSIONS

In this work we proposed a new control architecture for reactive robot behavior based on the hybrid combination of active inference and behavior trees. We showed how complex robotic tasks can be described in terms of free-energy minimisation, using behavior trees to specify prior preferences. This allowed to achieve reactivity to unforeseen situations at run-time while following the offline plan.

We introduced action preconditions in the active inference scheme, and a method to perform online conflicts resolution by dynamically adapting the prior given to the agent. BTs allow to specify sub-goals in terms of desired states to be sensed, while active inference performs action selection to move from the current state to the next one. This means that a robot can locally set its own sub-goals to resolve a local inconsistency, and then return to the initial plan. A theoretical analysis of convergence and robustness of the algorithm is presented, and a simulation with a 10-DOF mobile manipulator demonstrates the effectiveness of the approach. Future work will focus on the expansion of this algorithm to include knowledge representation and reasoning, in order handle different alternatives for achieving the same goal.

ACKNOWLEDGMENT

This research was supported by Ahold Delhaize. All content represents the opinion of the author(s), which is not necessarily shared or endorsed by their respective employers and/or sponsors.

REFERENCES

- [1] M. Ghallab, D. Nau, and P. Traverso, "The actor's view of automated planning and acting: A position paper," *Artificial Intelligence*, vol. 208, pp. 1 – 17, 2014.
- [2] D. S. Nau, M. Ghallab, and P. Traverso, "Blended planning and acting: Preliminary approach, research challenges," in *Twenty-Ninth AAAI Conference on Artificial Intelligence*, 2015.
- [3] M. Colledanchise, D. Almeida, M. and P. Ögren, "Towards blended reactive planning and acting using behavior tree," in *IEEE International Conference on Robotics and Automation (ICRA)*, 2019.
- [4] C. Paxton, N. Ratliff, C. Eppner, and D. Fox, "Representing robot task plans as robust logical-dynamical systems," in *2019 IEEE/RSJ International Conference on Intelligent Robots and Systems (IROS)*, 2019, pp. 5588–5595.
- [5] C. R. Garrett, C. Paxton, T. Lozano-Pérez, L. P. Kaelbling, and D. Fox, "Online replanning in belief space for partially observable task and motion problems," in *2020 IEEE International Conference on Robotics and Automation (ICRA)*. IEEE, 2020, pp. 5678–5684.
- [6] A. Meera and M. Wisse, "Free energy principle based state and input observer design for linear systems with colored noise," in *2020 American Control Conference (ACC)*, 2020, pp. 5052–5058.
- [7] M. Baioumy, P. Duckworth, B. Lacerda, and N. Hawes, "Active inference for integrated state-estimation, control, and learning," arXiv preprint arXiv:2005.05894, 2020.
- [8] C. Pezzato, M. Baioumy, C. H. Corbato, N. Hawes, M. Wisse, and R. Ferrari, "Active inference for fault tolerant control of robot manipulators with sensory faults," in *1st International Workshop on Active Inference, ECML PKDD*, 2020.
- [9] C. Pezzato, R. Ferrari, and C. H. Corbato, "A novel adaptive controller for robot manipulators based on active inference," *IEEE Robotics and Automation Letters*, vol. 5, no. 2, pp. 2973–2980, 2020.
- [10] G. Oliver, P. Lanillos, and G. Cheng, "Active inference body perception and action for humanoid robots," arXiv:1906.03022v2, 2019.
- [11] K. J. Friston, "The free-energy principle: a unified brain theory?" *Nature Reviews Neuroscience*, vol. 11(2), pp. 27–138, 2010.
- [12] C. Buckley, C. Kim, S. McGregor, and A. Seth, "The free energy principle for action and perception: A mathematical review," *Journal of Mathematical Psychology*, vol. 81, pp. 55–79, 2017.
- [13] R. Bogacz, "A tutorial on the free-energy framework for modelling perception and learning," *Journal of mathematical psychology*, 2015.
- [14] K. J. Friston, J. Mattout, and J. Kilner, "Action understanding and active inference," *Biological cybernetics*, vol. 104(1-2), 2011.
- [15] K. J. Friston, J. Daunizeau, and S. Kiebel, "Action and behavior: a free-energy formulation," *Biological cybernetics*, vol. 102(3), 2010.
- [16] K. Friston, S. Samothrakis, and R. Montague, "Active inference and agency: optimal control without cost functions," *Biological cybernetics*, vol. 106, no. 8-9, pp. 523–541, 2012.

¹<https://youtu.be/2QQU4Pkb3gI>

²<https://github.com/BehaviorTree/BehaviorTree.CPP>

- [17] K. Friston, T. FitzGerald, F. Rigoli, P. Schwartenbeck, and G. Pezzulo, "Active inference: a process theory," *Neural computation*, vol. 29, no. 1, pp. 1–49, 2017.
- [18] N. Sajid, P. J. Ball, and K. Friston, "Active inference: demystified and compared," *arXiv preprint arXiv:1909.10863*, 2019.
- [19] Philipp, J. Passecker, T. U. Hauser, T. H. Fitzgerald, M. Kronbichler, and K. J. Friston, "Computational mechanisms of curiosity and goal-directed exploration," *eLife*, vol. 8, pp. 1–45, 2019.
- [20] R. Kaplan and K. J. Friston, "Planning and navigation as active inference," *Biological cybernetics*, vol. 112, no. 4, pp. 323–343, 2018.
- [21] L. Da Costa, T. Parr, N. Sajid, S. Veselic, V. Neacsu, and K. Friston, "Active inference on discrete state-spaces: a synthesis," pp. 1–36, 2020.
- [22] L. P. Kaelbling and T. Lozano-Pérez, "Hierarchical task and motion planning in the now," *Proceedings - IEEE International Conference on Robotics and Automation*, pp. 1470–1477, 2011.
- [23] L. Pack Kaelbling and T. Lozano-Pérez, "Integrated task and motion planning in belief space," *International Journal of Robotics Research*, pp. 1–60, 2013.
- [24] M. Levihn, L. P. Kaelbling, T. Lozano-Pérez, and M. Stilman, "Fore-sight and reconsideration in hierarchical planning and execution," in *IEEE International Conference on Intelligent Robots and Systems*, 2013, pp. 224–231.
- [25] K. Erol, J. Hendler, and D. S. Nau, "Htn planning: Complexity and expressivity," in *AAAI*, vol. 94, 1994, pp. 1123–1128.
- [26] I. Georgievski and M. Aiello, "An Overview of Hierarchical Task Network Planning," in *arXiv 1403.7426*, no. March 2015, 2014.
- [27] M. Ghallab, D. Nau, and P. Traverso, *Automated planning and acting*. Cambridge University Press, 2016.
- [28] J. Orkin, "Applying goal-oriented action planning to games," *AI Game Programming Wisdom*, vol. 2, pp. 217–228, 2003.
- [29] —, "Three states and a plan: the AI of FEAR," in *Game Developers Conference*, 2006, pp. 1–18.
- [30] M. Colledanchise and P. Ogren, *Behavior trees in robotics and AI: an introduction*. ser. Chapman and Hall/CRC Artificial Intelligence and Robotics Series. CRC Press, Taylor & Francis Group, 2018.
- [31] M. Colledanchise and P. Ogren, "How Behavior Trees Modularize Hybrid Control Systems and Generalize Sequential Behavior Compositions, the Subsumption Architecture, and Decision Trees," *IEEE Transactions on Robotics*, vol. 33, no. 2, pp. 372–389, 2017.
- [32] K. Friston, "A free energy principle for a particular physics," *arXiv preprint arXiv:1906.10184*, 2019.
- [33] M. Kirchhoff, T. Parr, E. Palacios, K. Friston, and J. Kiverstein, "The markov blankets of life: autonomy, active inference and the free energy principle," *Journal of The royal society interface*, vol. 15, no. 138, p. 20170792, 2018.
- [34] K. J. Friston, T. Parr, and B. de Vries, "The graphical brain: belief propagation and active inference," *Network Neuroscience*, vol. 1, no. 4, pp. 381–414, 2017.
- [35] B. Millidge, "Combining active inference and hierarchical predictive coding: A tutorial introduction and case study," *PsyArXiv*, 2019.
- [36] K. Friston, T. FitzGerald, F. Rigoli, P. Schwartenbeck, J. O'Doherty, and G. Pezzulo, "Active inference and learning," *Neuroscience & Biobehavioral Reviews*, vol. 68, pp. 862–879, 2016.
- [37] R. R. Burridge, A. A. Rizzi, and D. E. Koditschek, "Sequential composition of dynamically dexterous robot behaviors," *International Journal of Robotics Research*, vol. 18, no. 6, pp. 534–555, 1999.
- [38] E. Najafi, R. Babuška, and G. A. Lopes, "An application of sequential composition control to cooperative systems," in *2015 10th International Workshop on Robot Motion and Control, RoMoCo 2015*, 2015, pp. 15–20.
- [39] S. Schwöbel, S. Kiebel, and D. Marković, "Active inference, belief propagation, and the bethe approximation," *Neural computation*, vol. 30, no. 9, pp. 2530–2567, 2018.
- [40] K. Friston, F. Rigoli, D. Ognibene, C. Mathys, T. Fitzgerald, and G. Pezzulo, "Active inference and epistemic value," *Cognitive neuroscience*, vol. 6, no. 4, pp. 187–214, 2015.

APPENDIX I GENERATIVE MODELS

In active inference [17] the generative model is chosen to be a Markov process which allows to infer the states of the environment and to predict the effects of actions as

well as future observations. This can very well be expressed as a joint probability distribution $P(\bar{o}, \bar{s}, \boldsymbol{\eta}, \boldsymbol{\pi})$, where \bar{o} is a sequence of observations, \bar{s} is a sequence of states, $\boldsymbol{\eta}$ represents model parameters, and $\boldsymbol{\pi}$ is a policy, so a sequence of actions. Using the chain rule, this joint probability is rewritten as:

$$P(\bar{o}, \bar{s}, \boldsymbol{\eta}, \boldsymbol{\pi}) = P(\bar{o}|\bar{s}, \boldsymbol{\eta}, \boldsymbol{\pi})P(\bar{s}|\boldsymbol{\eta}, \boldsymbol{\pi})P(\boldsymbol{\eta}|\boldsymbol{\pi})P(\boldsymbol{\pi}) \quad (15)$$

Note that \bar{o} is conditionally independent from $\boldsymbol{\eta}$ and $\boldsymbol{\pi}$ given \bar{s} . In addition, under the Markov property, the next state and current observations depend only on the current state:

$$P(\bar{o}|\bar{s}, \boldsymbol{\eta}, \boldsymbol{\pi}) = \prod_{\tau=1}^T P(o_{\tau}|s_{\tau}) \quad (16)$$

The model is further simplified considering that \bar{s} and $\boldsymbol{\eta}$ are conditionally independent given $\boldsymbol{\pi}$:

$$P(\bar{s}|\boldsymbol{\eta}, \boldsymbol{\pi}) = \prod_{\tau=1}^T P(s_{\tau}|s_{\tau-1}, \boldsymbol{\pi}) \quad (17)$$

Finally, consider the model parameters explicitly:

$$P(\bar{o}, \bar{s}, \boldsymbol{\eta}, \boldsymbol{\pi}) = P(\bar{o}, \bar{s}, \mathbf{A}, \mathbf{B}, \mathbf{D}, \boldsymbol{\pi}) = P(\boldsymbol{\pi})P(\mathbf{A})P(\mathbf{B})P(\mathbf{D}) \prod_{\tau=1}^T P(s_{\tau}|s_{\tau-1}, \boldsymbol{\pi})P(o_{\tau}|s_{\tau}) \quad (18)$$

The parameters in the joint distribution includes unknown associated with the task $(\mathbf{A}, \mathbf{B}, \mathbf{D})$, but also the unknown effects of the agent's policy $\boldsymbol{\pi}$. In details:

- \mathbf{A} is the likelihood matrix. It indicates the probability of an outcome to be observed given a specific state $P(o_t^i|s_t^i) = \mathbf{A}_i$ with i indicating the i -th column of \mathbf{A} . In general $P(o_t|s_t) = \text{Cat}(\mathbf{A})$ where $\text{Cat}(\cdot)$ means categorical distribution.
- \mathbf{B}_{a_i} is the transition matrix. It indicated the probability of state transition under action a . The columns of \mathbf{B} are categorical distributions which defines the probability of being in state s_{t+1} while applying a from state s_t . Thus $P(s_{t+1}|s_t) = \mathbf{B}$.
- \mathbf{D} defines the probability or belief about the initial state at $t = 1$. So $P(s_1|s_0) = \mathbf{D}$.
- $\boldsymbol{\pi}$ is a vector holding the probability of policies, defined as sequence of actions over a time horizon T . These probabilities depend on the expected free-energy in future time steps under a policies given the current belief: $P(\boldsymbol{\pi}) = \sigma(-G(\boldsymbol{\pi}))$. Here, σ indicates the softmax function used to normalise probabilities.

Given the generative model above, we are interested in finding the posterior about hidden causes of sensory data. For the sake of these derivations, we consider that the parameters associated with the task are known and do not introduce uncertainty. Using Bayes rule:

$$P(\bar{s}, \boldsymbol{\pi}|\bar{o}) = \frac{P(\bar{o}|\bar{s}, \boldsymbol{\pi})P(\bar{s}, \boldsymbol{\pi})}{P(\bar{o})} \quad (19)$$

Computing the model evidence $P(\bar{o})$ exactly is a well known and often intractable problem in Bayesian statistics. The exact posterior is then computed minimising the Kullback-Leibler divergence (D_{KL} , or KL-Divergence) with respect to an approximate posterior distribution $Q(\bar{s}, \pi)$. Doing so, we can define the free-energy as a functional of approximate posterior beliefs which result in an upper bound on surprise. By definition D_{KL} is a non-negative quantity given by the expectation of the logarithmic difference between $Q(\bar{s}, \pi)$ and $P(\bar{s}, \pi|\bar{o})$. Applying the KL-Divergence:

$$\begin{aligned} D_{KL}[Q(\bar{s}, \pi) || P(\bar{s}, \pi|\bar{o})] &= \\ \mathbb{E}_{Q(\bar{s}, \pi)} [\ln Q(\bar{s}, \pi) - \ln P(\bar{s}, \pi|\bar{o})] &\geq 0 \end{aligned} \quad (20)$$

D_{KL} is the information loss when Q is used instead of P . Considering equation (19) and the chain rule, equation (20) can be rewritten as:

$$D_{KL}[\cdot] = \mathbb{E}_{Q(\bar{s}, \pi)} \left[\ln Q(\bar{s}, \pi) - \ln \frac{P(\bar{o}, \bar{s}, \pi)}{P(\bar{o})} \right] \quad (21)$$

And finally:

$$D_{KL}[\cdot] = \underbrace{\mathbb{E}_{Q(\bar{s}, \pi)} [\ln Q(\bar{s}, \pi) - \ln P(\bar{o}, \bar{s}, \pi)]}_{F[Q(\bar{s}, \pi)]} + \ln P(\bar{o}) \quad (22)$$

We have just defined an upper bound on surprise, the free-energy:

$$F[Q(\bar{s}, \pi)] \geq -\ln P(\bar{o}) \quad (23)$$

APPENDIX II VARIATIONAL FREE-ENERGY

To fully characterize the free-energy in equation (22), we need to specify a form for the approximate posterior $Q(\bar{s}, \pi)$. There are different ways to choose a family of probability distributions [39], compromising between complexity and accuracy of the approximation. In this work we choose the mean-field approximation. It holds:

$$Q(\bar{s}, \pi) = Q(\bar{s}|\pi)Q(\pi) = Q(\pi) \prod_{\tau=1}^T Q(s_\tau, \pi) \quad (24)$$

Under mean-field approximation, the policy dependant states at each time step are approximately independent of the states at any other time step. We can now find an expression for the variational free-energy. Considering the mean-field approximation, and the generative model with known task-associated parameters as:

$$P(\bar{o}, \bar{s}, \pi) = P(\pi) \prod_{\tau=1}^T P(s_\tau | s_{\tau-1}, \pi) P(o_\tau | s_\tau) \quad (25)$$

we can write:

$$\begin{aligned} F[Q(\bar{s}, \pi)] &= \mathbb{E}_{Q(\bar{s}, \pi)} \left[\ln Q(\pi) + \sum_{\tau=1}^T \ln Q(s_\tau | \pi) \right. \\ &\quad \left. - \ln P(\pi) - \sum_{\tau=1}^T \ln P(s_\tau | s_{\tau-1}, \pi) - \sum_{\tau=1}^T \ln P(o_\tau | s_\tau) \right] \end{aligned} \quad (26)$$

Since $Q(\bar{s}, \pi) = Q(\bar{s}|\pi)Q(\pi)$, and since the expectation of a sum is the sum of the expectation, we can write:

$$F[\cdot] = D_{KL}[Q(\pi) || P(\pi)] + \mathbb{E}_{Q(\pi)} [F(\pi) [Q(\bar{s}|\pi)]] \quad (27)$$

where

$$\begin{aligned} F(\pi) [\cdot] &= \mathbb{E}_{Q(\bar{s}|\pi)} \left[\sum_{\tau=1}^T \ln Q(s_\tau | \pi) \right. \\ &\quad \left. - \sum_{\tau=1}^T \ln P(s_\tau | s_{\tau-1}, \pi) - \sum_{\tau=1}^T \ln P(o_\tau | s_\tau) \right] \end{aligned} \quad (28)$$

One can notice that $F(\pi)$ is accumulated over time, or in other word it is the sum of free-energies over time and policies:

$$F(\pi) = \sum_{\tau=1}^T F(\pi, \tau) \quad (29)$$

Substituting the agent's belief about the current state at time τ given π (i.e. $Q(\bar{s}|\pi)$), with its sufficient statistics \mathbf{s}_τ^π , we obtain a matrix form for $F(\pi, \tau)$ that we can compute given the generative model:

$$F(\pi) = \sum_{\tau=1}^T \mathbf{s}_\tau^\pi \cdot \left[\ln \mathbf{s}_\tau^\pi - \ln (\mathbf{B}_{\tau-1}^\pi \mathbf{s}_{\tau-1}^\pi - \ln \mathbf{A} \cdot \mathbf{o}_\tau) \right] \quad (30)$$

Given a policy π , the probability of state transition $P(s_\tau | s_{\tau-1}, \pi)$ is given by the transition matrix under policy π at time τ , multiplied by the probability of the state at the previous time step. In the special case of $\tau = 1$, we can write:

$$F(\pi, 1) = \mathbf{s}_1^\pi \cdot [\ln \mathbf{s}_1^\pi - \ln \mathbf{D} - \ln \mathbf{A} \cdot \mathbf{o}_1] \quad (31)$$

Finally, we can compute the expectation of the policy dependant variational free-energy $F(\pi)$ as

$$\mathbb{E}_{Q(\pi)} [\mathbf{F}_\pi] = \pi \cdot \mathbf{F}_\pi \quad (32)$$

Where we indicate $\mathbf{F}_\pi = (F(\pi_1), F(\pi_2), \dots)$ for every allowable policy.

To derive state and policy updates which minimise free-energy, F in equation (27) is partially differentiated and set to zero, as we will see in the next appendixes.

APPENDIX III STATE ESTIMATION

We differentiate F with respect to the sufficient statistics of the probability distribution of the states. Note that the only part of F dependent on the states is $F(\pi)$. Then:

$$\begin{aligned} \frac{\partial F}{\partial \mathbf{s}_\tau^\pi} &= \frac{\partial F}{\partial F(\pi)} \frac{\partial F(\pi)}{\partial \mathbf{s}_\tau^\pi} = \pi \cdot [\mathbf{1} + \ln \mathbf{s}_\tau^\pi - \ln (\mathbf{B}_{\tau-1}^\pi \mathbf{s}_{\tau-1}^\pi \\ &\quad - \ln (\mathbf{B}_\tau^\pi \cdot \mathbf{s}_{\tau+1}^\pi - \ln \mathbf{A} \cdot \mathbf{o}_\tau)] \end{aligned} \quad (33)$$

Setting the gradient to zero:

$$\begin{aligned} \frac{\partial F}{\partial \mathbf{s}_\tau^\pi} &= 0 \Rightarrow \\ \mathbf{s}_\tau^\pi &= \sigma(\ln (\mathbf{B}_{\tau-1}^\pi \mathbf{s}_{\tau-1}^\pi + \ln (\mathbf{B}_\tau^\pi \cdot \mathbf{s}_{\tau+1}^\pi + \ln \mathbf{A} \cdot \mathbf{o}_\tau)) \end{aligned} \quad (34)$$

Note that the softmax function is insensitive to the constant 1. Also, for $\tau = 1$ the term $\ln(\mathbf{B}_{\tau-1}^\pi \mathbf{s}_{\tau-1}^\pi)$ is replaced by \mathbf{D} . Finally, $\ln \mathbf{A} \cdot \mathbf{o}_\tau$ contributes only to past and present time steps, so for this term is null for $t < \tau \leq T$ since those observations are still to be received.

APPENDIX IV EXPECTED FREE-ENERGY

We indicate with $G(\pi)$ the expected free-energy obtained over future time steps until the time horizon T while following a policy π . Basically, this is the variational free-energy of future trajectories which measures the plausibility of policies according to future predicted outcomes [18]. To compute it we take the expectation of variational free-energy under the posterior predictive distribution $P(o_\tau | s_\tau)$. According to equations (28) and (29):

$$G(\pi, \tau) = \sum_{\tau=t+1}^T G(\pi, \tau) \quad (35)$$

and then:

$$G(\pi, \tau) = \mathbb{E}_{P(o_\tau | s_\tau) Q(s_\tau | \pi)} [\ln Q(s_\tau | \pi) - \quad (36)$$

$$\ln P(o_\tau, s_\tau | s_{\tau-1}, \pi)] \quad (37)$$

Considering that under the generative model it holds $P(o_\tau, s_\tau | \pi) = Q(s_\tau | o_\tau, \pi) P(o_\tau)$ [40], we can write the expected free energy as:

$$G(\pi, \tau) = \mathbb{E}_{\tilde{Q}} [\ln Q(s_\tau | \pi) - \ln Q(s_\tau | o_\tau, \pi) - \ln P(o_\tau)] \quad (38)$$

where we indicate $\tilde{Q} = P(o_\tau | s_\tau) Q(s_\tau | \pi)$. Equivalently, we can express the expected free-energy in terms of preferred outcomes [21]:

$$G(\pi, \tau) = \mathbb{E}_{\tilde{Q}} [\ln Q(o_\tau | \pi) - \ln Q(o_\tau | s_\tau, \pi) - \ln P(o_\tau)] \quad (39)$$

Making use of $Q(o_\tau | s_\tau, \pi) = P(o_\tau | s_\tau)$ since the predicted outcomes in the future are only based on \mathbf{A} which is policy independent given s_τ , we have:

$$G(\pi, \tau) = \underbrace{D_{KL} [Q(o_\tau | \pi) || P(o_\tau)]}_{\text{Expected cost}} + \underbrace{\mathbb{E}_{Q(s_\tau | \pi)} [H(P(o_\tau | s_\tau))]}_{\text{Expected ambiguity}} \quad (40)$$

where $H[P(o_\tau | s_\tau)] = \mathbb{E}_{P(o_\tau | s_\tau)} [-\ln P(o_\tau | s_\tau)]$ is the entropy. We are now ready to express the expected free-energy in matrix form, such that we can compute it. From the previous equation one can notice that policy selection aims at minimizing the expected cost and ambiguity. The latter relates to the uncertainty about future outcomes given hidden states. In a sense, policies tend to bring the agent to future states that generate unambiguous information over states. On the other hand, the cost is the difference between predicted and prior beliefs about final states. Policy are more likely if they minimize cost, so lead to outcomes which match prior desires. Minimising G leads to both exploitative (cost minimizing) and explorative (ambiguity minimizing) behavior. This results in a balance between goal oriented and novelty seeking behaviours.

Substituting the sufficient statistics in equation (40), and recalling that the generative model specifies $P(o_\tau) = \mathbf{C}$

$$G(\pi, \tau) = \mathbf{o}_\tau^\pi \cdot [\ln \mathbf{o}_\tau^\pi - \mathbf{C}] + \mathbf{s}_\tau^\pi \cdot \mathbf{A} \cdot \ln \mathbf{A} \quad (41)$$

APPENDIX V UPDATING POLICY DISTRIBUTION

The update rule for the distribution over possible policies follows directly from the definition of the variational free-energy:

$$F[\cdot] = D_{KL} [Q(\pi) || P(\pi)] + \boldsymbol{\pi} \cdot \mathbf{F}_\pi \quad (42)$$

The first term of the equation above can be further specified as:

$$D_{KL} [Q(\pi) || P(\pi)] = \mathbb{E}_{Q(\pi)} [\ln Q(\pi) - \ln P(\pi)] \quad (43)$$

Recalling that the generative model defines $P(\pi) = \sigma(-G(\pi))$, it results:

$$D_{KL} [Q(\pi) || P(\pi)] = \boldsymbol{\pi} \cdot (\ln \boldsymbol{\pi} + \mathbf{G}_\pi) + \quad (44)$$

$$\mathbb{E}_{Q(\pi)} \left[\ln Q(\pi) - \ln \sum_i e^{G(\pi_i)} \right] \quad (45)$$

Taking the gradient with respect to $\boldsymbol{\pi}$:

$$\frac{\partial F}{\partial \boldsymbol{\pi}} = \ln \boldsymbol{\pi} + \mathbf{G}_\pi + \mathbf{F}_\pi + \mathbf{1} \quad (46)$$

where $\mathbf{F}_\pi = (F(\pi_1), F(\pi_2), \dots)$ and $\mathbf{G}_\pi = (G(\pi_1), G(\pi_2), \dots)$. Finally, setting the gradient to zero and normalizing through softmax, the distribution over policies is obtained:

$$\boldsymbol{\pi} = \sigma(-\mathbf{G}_\pi - \mathbf{F}_\pi) \quad (47)$$

The policy that an agent should pursue is then the most likely one.