

Stochastic Client Selection for Federated Learning with Volatile Clients

Tiansheng Huang, Weiwei Lin, Li Shen, Keqin Li, *Fellow, IEEE*, and Albert Y. Zomaya, *Fellow, IEEE*

Abstract—Federated Learning (FL), arising as a novel secure learning paradigm, has received notable attention from the public. In each round of synchronous FL training, only a fraction of available clients are chosen to participate and the selection decision might have a significant effect on the training efficiency, as well as the final model performance. In this paper, we investigate the client selection problem under a volatile context, in which the local training of heterogeneous clients is likely to fail due to various kinds of reasons and in different levels of frequency. Intuitively, too much training failure might potentially reduce the training efficiency, while too much selection on clients with greater stability might introduce bias, and thereby result in degradation of the training effectiveness. To tackle this tradeoff, we in this paper formulate the client selection problem under joint consideration of effective participation and fairness. Further, we propose E3CS, a stochastic client selection scheme on the basis of an adversarial bandit solution, and we further corroborate its effectiveness by conducting real data-based experiments. According to the experimental results, our proposed selection scheme is able to achieve up to 2x faster convergence to a fixed model accuracy while maintaining the same level of final model accuracy, in comparison to the vanilla selection scheme in FL.

Index Terms—Adversarial multi-arm bandit, Client selection, Exponential-weight algorithm for Exploration and Exploitation (Exp3), Fairness scheduling, Federated learning.

I. INTRODUCTION

A. Background

DATA privacy issue has received notable attention nowadays, making the acquisition of reliable and realistic data an even more challenging task. However, without the support of massive real-world data, model training by Artificial Intelligence (AI) based technique might not be realistic. In this security-demanding context, Federated Learning (FL), a rather secure model learning paradigm, has come into vision. In FL, training data possessed by an IoT devices (e.g. mobile phone,

personal laptop, etc) does not need to leave the sources and be uploaded to a centralized entity for model training. All the training is done in the local IoT device alone, and only the post-trained model, rather than the raw data, would be exposed to other entities. By this mechanism, potential data exposure could be reduced to a minimum extent and thus making data sharing less reluctant by the data owners.

B. Motivations

The training of canonical FL is an iterated process, in which the following basic procedure performs in sequence: 1) Server makes a client selection decision and distributes the global model to the selected participants. 2) Clients (or participants) take advantage of their local data to train the global model. Explicitly, it does multiple steps of SGD to the global model towards optimization of the following problem: $\arg \min_{\Theta} \text{loss}(\Theta; \mathcal{D}_i)$ where \mathcal{D}_i is the local data distribution of a specific client i , and Θ is used to denote the model parameters. 3) Clients upload the post-trained model after training is accomplished. 4) Server aggregates the uploaded model (i.e., averages the model weights of all the uploaded model) and repeats the above procedures until the aggregated model is converged.

In the client selection stage, due to the limited bandwidth as well as the budget issue, not all the clients in the system are selected for training, due to which, some portion of training data is simply missing from training in each round. Under this partial participation mechanism, multiple factors, like the **number of aggregated models** may play a critical role in the FL's convergence and performance. Empirical observations given in [1] (i.e., the first FL paper) agree that increasing the number of participants (or equivalently, enlarging the number of post-trained models to aggregate, if no training failure presents) in each round may somehow boost the convergence speed.

Now consider a more realistic **volatile training context**, in which **the selected client may not successfully return their models for aggregation in each round**. These failures could be as a result of various kinds of reasons, e.g., insufficient computing resources, user abort, and network failure, etc. This volatile context is pretty common in **IoT scenario**, and typically, in this particular scenario, different clients may experience different rates of failure owing to their heterogeneous composition. Under this more realistic consideration, and combining the observations given in [1], we may derive a rather heuristic rule of making client selection for this context: to maximize the **effective participation** in each round. That

This work is supported by National Natural Science Foundation of China (62072187, 61872084), Guangzhou Science and Technology Program key projects (202007040002, 201902010040, 201907010001), Guangdong Major Project of Basic and Applied Basic Research(2019B030302002), Key-Area Research and Development Program of Guangdong Province (2020B010164003), and the Fundamental Research Funds for the Central Universities, SCUT(Grant No. 2019ZD26).

T. Huang and W. Lin (corresponding author) are with the School of Computer Science and Engineering, South China University of Technology, Guangzhou, China. Email: tianshenghuangscut@gmail.com, linww@scut.edu.cn.

L. Shen is with JD Explore Academy, Beijing, China. Email: mathshenli@gmail.com.

K. Li is with the Department of Computer Science, State University of New York, New Paltz, NY 12561 USA. E-mail: lik@newpaltz.edu.

A. Y. Zomaya is with the School of Computer Science, The University of Sydney, Sydney, Australia. Email: albert.zomaya@sydney.edu.au.

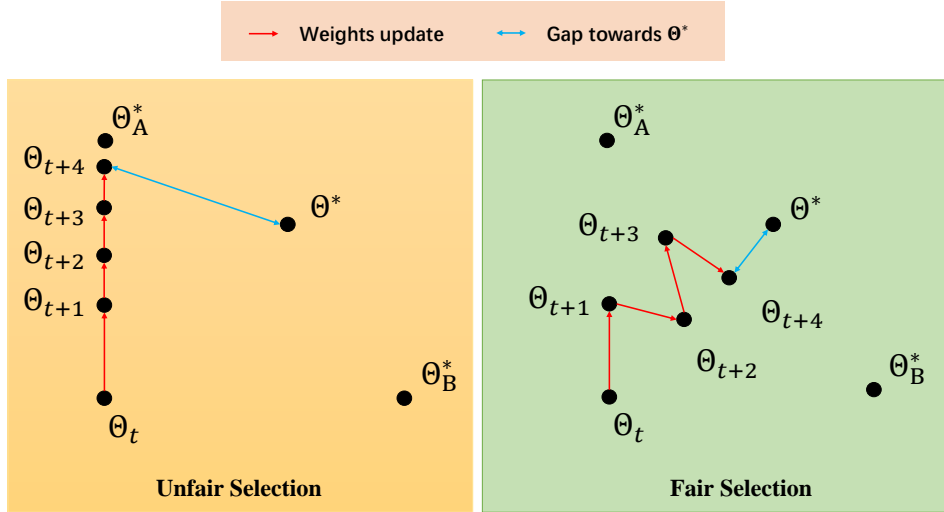


Fig. 1. An example illustrating the effect of fairness in FL, where Θ_A^* and Θ_B^* respectively are the local optimum of Client A and Client B (i.e., $\Theta_A^* = \arg \min_{\Theta} f(\Theta; \mathcal{D}_A)$ and $\Theta_B^* = \arg \min_{\Theta} f(\Theta; \mathcal{D}_B)$) and Θ^* is the global optimum (i.e., $\Theta^* = \arg \min_{\Theta} f(\Theta; \mathcal{D}_A \cup \mathcal{D}_B)$). In each round of training, only one of the two clients is asked to train the global model (but no aggregation is needed in this example, which is a special case of FL). The left selection scheme consistently involves Client A while the right one gives the two clients the same opportunity to participate. It can be observed that after four rounds of training, obtained global model of the fairer selection is much closer to the global optimum Θ^* (so typically with smaller loss and higher accuracy).

is, **simply selecting the clients with the lowest failure probability (i.e., the stable ones) would be beneficial and may accelerate the training.**

But this statement could be erroneous as subsequent study reveals a possible drawback of this naive selection scheme. The major concern arises from the violation of **selection fairness**. In our previous work [2], we empirically substantiate that biased selection of clients may somehow hurt the model performance (or final model accuracy). Specifically, we argue that too much selection on a specific group of clients may make the global model "drifting" towards their local optimum. That is, the model might overfit to the data owned by those clients that we frequently select, while has poor accuracy for those seldom accessed (see Fig. 1 for an example). Barring the most intuitive observation, a concurrent study [3] has provided theoretical analysis on selection fairness. They present a non-vanishing bias term in the convergence error, which is exactly resulting from the **selection bias (selection skew** in their contexts) towards some specific clients.

To sum up, reasonable inference based on existing studies reveals that: 1) tentatively selecting stable clients might increase effective participation and thereby accelerate convergence, 2) but selection bias might deteriorate the converged model's performance. As both the training efficiency and effectiveness are of interest in FL, we in this paper like to investigate the tradeoff between **effective participation** (i.e. number of returned models for each round) and **selection fairness** in a volatile training context, and discover if there is a nice way to tame these two seemingly contrastive metrics.

C. Contributions

The main contributions of this paper are listed as follows:

- We propose a deadline-based aggregation mechanism to cope with FL aggregation in a volatile training context.
- Under the new aggregation mechanism and the premise of the client's volatility, we formulate the global optimization problem for FL. To simplify the problem, we decompose the global problem into two sub-problems based on the idea of alternating minimization. After that, we propose to relax the client selection sub-problem to a solvable form based on an empirical observation. Finally, we transform the relaxed problem into a stochastic setting to enable application of a bandit solution.
- We design an efficient solution termed Exp3-based Client Selection (E3CS) for the defined stochastic client selection problem. In addition to an elaborated description of the algorithm workflow, we also derive the regret bound of E3CS, which is in the scale of \sqrt{T} and we further discuss its relation to the canonical Exp3 in our analysis.
- Numerical as well as real data-based experiments are conducted to substantiate the effectiveness of our proposed solutions. Barring the general comparison, we also derive a philosophic cognition about the tradeoff between cumulative effective participation and fairness.

To the best knowledge of the authors, this is the first paper that presents a systematic study for FL under a volatile context. Before this study, almost all the literature on synchronized FL escape the potential dropout phenomenon of clients. Consequently, this paper may bring new insights into the subsequent research of synchronized FL.

II. RELATED WORKS

Open research of FL can be classified into the following aspects.

A. Statistical Heterogeneity

The authors highlighted the issue of non-independently identical distribution (non-iid) of data in [4]. They presented the experimental data of FL training in a non-iid setting, which indicates a test accuracy loss of up to 51% for CIFAR-10¹ and 11% for MNIST², comparing to an iid case. This phenomenon can be explained by statistical heterogeneity, which makes the local optimum model weights for different clients utterly different. As a potential solution, authors in [4] proposed to create a small subset of public data, which is distributed to clients to form a rectified "iid" data set. A similar idea of data exchange is also available in [7], [8]. Identifying the potential privacy leakage and communication overhead of the above data-exchange-based approach, Jeong *et al.* in [9] further proposed federated augmentation (FAug), which essentially is to train a generative adversarial network (GAN) to produce the "missing" data samples, so as to make the training dataset becoming iid. However, potential privacy intrusion still persists in this data generation method, since training GAN may need seed data samples uploading from clients.

B. System Heterogeneity

Another performance bottleneck faced by FL is the heterogeneous computing and network capacity of clients. In synchronous FL, aggregation could only be conducted when all the clients fully complete their local training and return their post-trained model. But the clients have utterly different performance in the real use case, which implies that some "faster" clients have to wait for the "slower", resulting in unnecessary time-consuming.

To tackle this problem, Li *et al.* in [10] allow the training epochs of different clients to be inconsistent, such that "weaker" clients can be allowed to perform less computing in each round of training. But this more flexible setting makes the original FedAvg scheme performs even worse in the case that the clients' data are **highly statistical heterogeneity**. An intuitive explanation for this phenomenon is that the global model is peculiarly prone to drift (or be pulled) towards the local optimum of those clients who conducted more epochs of training, resulting in an incomplete and unbalanced global model. To cope with this arising problem, the authors in [10] proposed to use a proximal term to constrain the "distance" between the local model and global model, such that the local model of those clients with more computation (or more steps of update) would not be so drastically deviated from the global one, and therefore mitigating the drifting phenomenon. In another recent work [11], the idea of imposing varying epochs for different clients is also adopted. But they propose an alternative solution for the drifting problem. Specifically, they assign "epochs" involved aggregation weights to different clients, and the clients with fewer training epochs are assigned with higher aggregation weights, such that their local model

would not be overwhelmed by those with larger training epochs.

However, we argue that system heterogeneity in FL not only specifies the local training epochs of clients, but more aspects (such as volatility of clients) should also be considered. As such, we in this paper like to extend the notion of system heterogeneity in FL to client's heterogeneous volatility, and discover its subsequent impact on the overall training performance.

C. Client Selection

In FL, due to the communication bottleneck, often only a subset of clients could be selected to put into training in each round, which is termed as partial participation (aka partial selection). Partial participation might introduce extra bias in update gradients, and therefore deteriorating FL's training performance. But proper selection of clients in each round may potentially narrow this performance gap.

The earliest record of this genre of research is perhaps [12], in which Nishio *et al.* proposed a rather intuitive selection scheme and highlighted the importance of client update number to the model performance. In a more recent work [13], the joint bandwidth partition and client selection issue was investigated in depth, and the joint optimization problem was solved by a rather traditional numerical method. Following this line of research, Xu *et al.* in [14] constructed a long-term client energy constraint to the selection problem, which essentially is to reserve energy during initial rounds of training so that more clients have chances to be involved in the later rounds of training. This study yields a very similar observation as ours, that the FL process indeed benefits if later rounds of training cover more clients. And we do believe that such a phenomenon is due to the fairness effect that we discover, i.e., the model needs more diversified data to further improve if near convergence.

In the earliest client selection study [12], the authors assumed that the training status of clients (e.g. the training time, resource usage, etc) are known or can at least be calculated. However, client selection is not always based on a known context. Sometimes we do need some historical information (or the reputation of clients) to facilitate decision-making. In [15], a reinforcement learning-based selection scheme was proposed. The authors take dimensionality reduced model weights as states in a Markov decision process, and use the reinforcement learning technique to optimize the selection decision for each state (i.e., each group of model weights after dimensionality reduction). However, this specific method needs thousands of epochs of FL data to train the reinforcement learning model and thereby may lose some of its applicability and genericity. Alternatively, an exploration and exploitation balance model, e.g., multi-arm bandit (MAB), would be more realistic. For example, Yoshida and Nishio *et al.* in [16] leveraged a canonical MAB and further developed a rectified way to accommodate the intrinsic problem of canonical MAB, i.e., an exponential number of arms' combination. In another work [17], Xia *et al.* made use of a combinatorial MAB setting, in which the independent feedback of each arm is

¹The CIFAR-10 [5] dataset is a collection of images that are commonly used to train machine learning and computer vision algorithms.

²MNIST [6] is a collection of handwritten digits that are commonly used for training various machine learning model.

directly observed, enabling their designed UCB algorithm to boast a strict regret bound. Their work further took the fairness constraint into account, which appears to be a critical factor in FL training. Our previous work, [2] shared a very similar consideration with [17], despite that we alternatively assumed a combinatorial contextual bandit for modeling of training time. Similarly, in [18], an MAB-based selection was also implemented, but the feedback obtained for clients not only involved training time (or training efficiency), but the statistical efficiency (or training quality) was also jointly modeled. All of the above-mentioned work made use of a deterministic UCB-based algorithm to solve the bandit problem. In this work, rather than employing the deterministic UCB algorithm, we shall alternatively adopt a stochastic Exp3-based algorithm, which makes it more natural and intuitive to cope with the fairness constraint, without the need of imposing dynamic queues, as [17] and [2] did.

Selection fairness is another dominant factor in terms of making client selection. In our concurrent work [3], the authors have derived theoretical analysis of the selection fairness/bias. Based on their finding, selection bias may introduce a non-vanishing constant term in the convergence error, but bias towards clients with higher local loss may accelerate the convergence speed (see the vanishing term in their Theorem 3.1). Inspired by the derived results, they proposed a power-of-choice client selection strategy to cope with the tradeoff between the local loss of the selected clients and the selection fairness.

In [3], a stochastic selection scheme was considered in their theoretical analysis, and they concluded that selection bias towards clients with larger loss might 1) accelerate the convergence rate, but 2) enlarge the gap between the convergence value to the global optimum. However, there is still a theoretical gap between their proposed method and their theoretical result (as they did not derive the optimal sampling probability based on the result, but used a rather heuristic method to balance fairness and bias). In another study [19], concrete selection probability for independent sampling has been given, in which the authors inherited and applied the basic idea from [20], i.e., making use of an unbiased estimator to do the real update. Specifically, authors in [19] formulated the real update from client i as $\tilde{g}_i(\Theta) = \frac{g_i(\Theta)}{p_i}$, where p_i and $g_i(\Theta)$ are respectively the selection probability and local update based on model Θ . $\tilde{g}_i(\Theta)$ is an unbiased estimator of $g_i(\Theta)$, since $\mathbb{E}[\tilde{g}_i(\Theta)] = g_i(\Theta)$. Based on this formulation, their goal is to tune p_i to minimize $\|\frac{1}{K} \sum_{i=1}^K \tilde{g}_i(\Theta) - \nabla f(\Theta)\|^2$ (i.e., squared variance between real update and the global gradient) where $\nabla f(\Theta)$ is the global gradient. They derive the optimal solution for the minimization of the above problem. However, we need to note here that their derived solution is not absolutely optimal in the whole context of client selection. Our main concern is that their derived results are based on one particular form of an unbiased estimator (i.e., $\frac{g_i(\Theta)}{p_i}$) to estimate the real update, but it remains theoretically unjustified that if this specific estimator yields the optimum in the whole context of client selection.

In a high level, these two recent studies [19] and [3] actually share some common perspectives in terms of selection. That is, it seems to be beneficial to select those clients with a larger

”distance” between the current global model and their local optimum. Or vividly, it is better to select the clients whose current local optimum are most deviated from the global model, so that the global model could be pulled towards a proper direction. In [19], this distance is quantified as local update norm, while in [3], it is local loss. These seem to be two relevant metrics to quantify this ”distance”. Also, fairness matters. Though this issue has not been formally discussed by [19], their unbiased estimator helps maintain some degree of fairness, since the real update of clients with less selection probability are given higher aggregation weights (recall that the estimator for the real update of a client i is $\tilde{g}_i(\Theta) = \frac{g_i(\Theta)}{p_i}$). However, both of these two concurrent works do not consider the volatility of clients, and its subsequent impact on selection, which is the main focus of this work.

D. Agnostic/Fair Federated Learning

The general average loss³ in FL can be given by:

$$\min_{\Theta} \frac{1}{K} \sum_{i=1}^K \mathbb{E}_{(x,y) \sim \mathcal{D}_i} f(\Theta; (x, y)) \quad (1)$$

where $\mathcal{D} = \frac{1}{K} \sum_{i=1}^K \mathcal{D}_i$ is the global data distribution (\mathcal{D}_i is the local data distribution). However, in agnostic/fair federated learning, the optimization objective of FL is no longer in this form. Specifically, authors in [21] argue that it is too risky to simply use this general loss as FL’s optimization target, as it remains unspecified if the testing data distribution actually coincides with the average distribution among the training clients (i.e., $\mathcal{D}_{test} = \mathcal{D} = \frac{1}{K} \sum_{i=1}^K \mathcal{D}_i$ may not trivially hold). A natural re-definement of the objective is applying a min-max principle, and change the global objective as:

$$\min_{\Theta} \max_{\lambda} \mathbb{E}_{(x,y) \sim \mathcal{D}_{\lambda}} f(\Theta; (x, y)) \quad (2)$$

where $\mathcal{D}_{\lambda} = \sum_{i=1}^K \lambda_i \mathcal{D}_i$ is a specific kind of mixture of local data distribution. By this transformation, the goal of optimization has transferred to find a optimal weights Θ which minimizes the expected empirical loss under **any** possible mixture of local data distribution (i.e., agnostic distribution).

However, agnostic federated learning applying the min-max principle might be too rigid, as it maximizes the model’s worst performance on any mixture of training data. Li et al. in [22] proposed to relax the problem by changing the optimization objective to:

$$\min_{\Theta} \frac{1}{K} \sum_{i=1}^K \mathbb{E}_{(x,y) \sim \mathcal{D}_i} \frac{1}{q+1} f^{q+1}(\Theta; (x, y)) \quad (3)$$

where q is the fairness parameter. By this transformation, the authors introduce **good-intent fairness**, making the goal is instead to ensure that the training procedure does not overfit a model to any one device at the expense of another. Or alternatively, they like to acquire a global model that fits local data from each client and thereby reducing the variance of testing accuracy for each client. This new design is particularly fit to the scenario that the obtained model is used by clients

³Assume the data size of each client is the same for ease of narration.

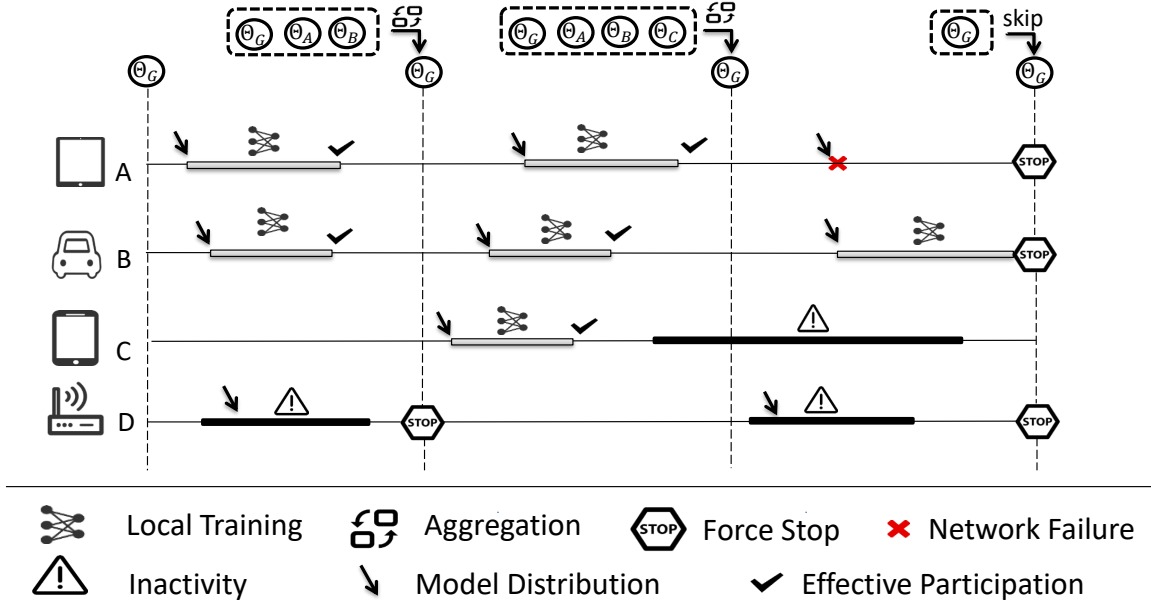


Fig. 2. Illustration of deadline-based aggregation mechanism of FL. Θ_G , Θ_A , Θ_B , Θ_C presented in the figure respectively correspond to the global model, and the post-trained model of client A, B and C. In this example, three of four clients are chosen to participate in each round. In the first round, the server selects client A, B, D to participate, and then distributes global model Θ_G to them. But during the first round of training, client D dropouts as a result of system crash, so only the models from client A and B is returned before aggregation deadline, and both of them are counted as effective participation. As no models are returned from client D, a force stop command is issued to her. After aggregation in server, a new global model is produced (via averaging like $\Theta_G = 1/3 \times (\Theta_A + \Theta_B + \Theta_C)$) and it substitutes the old one. Then second round of training ensues, in which clients A, B, and C are chosen to participate. This time, all of the three return their models on time, so no force stop command need to be issued. In the third round of training, clients A, B, and D are chosen again, but unfortunately, no effective participation is produced in this round. Client A suffers from network failure, making the model lost during transmission. Client B cannot fulfill the designated training epochs before deadline, and client D again crashes during training. Then, force stop commands are issued to all the three chosen clients. Obviously, this round of training is futile, as the global model is not updated and remains the same with that in the previous round.

themselves (but not deployed elsewhere). Obviously, fairness has to be nicely maintained in this case, since clients have no reasons to participate if the acquired model has poor performance on their local data. Moreover, this objective is indeed more flexible than the agnostic min-max objective, in that the fairness extent can be adjusted by tuning q , and therefore should be more applicable in some use cases of federated learning.

However, in this paper we stick to the optimization of general federated learning, in which the optimization is still the general average loss, i.e., $\min_{\Theta} \frac{1}{K} \sum_{i=1}^K \mathbb{E}_{(x,y) \sim \mathcal{D}_i} f(\Theta; (x,y))$. And please note that the notion of fairness (i.e., good-intent fairness) discussed in this subsection and the selection fairness we mention in this paper are not exactly the same notion, since the objectives of maintaining them are different. For good-intent fairness, the goal of maintaining it is to ensure the training loss for different clients to be more uniform. For the selection fairness we discuss in this paper, it is maintained in order to minimize the average loss (since bias selection might increase the average loss), but we don't care if the local empirical loss is uniform or not.

III. A DEADLINE-BASED AGGREGATION MECHANISM

To cope with the potential drop-out of clients, we adopt in this paper a deadline-based aggregation mechanism, in which

aggregation is made once a fixed deadline is met, such that the issue of "perpetual waiting" could be nicely prevented. To be specific, we involve the following stages in sequence during a round of FL training:

- **Client selection and model distribution:** In this stage, the server determines participants over the available clients and correspondingly distributes the global model to them. After distribution, the main process of the server would sleep and wait until a fixed deadline is met.
- **Local training:** In this stage, the selected clients conduct designated epochs of training with a local optimizer (e.g., SGD) on the basis of its local data and the distributed global model. The computing epochs of different clients could be designated to different values in advance, as clients may have different computing capacities (i.e., system heterogeneity).
- **Model transmission:** Once local training of the clients completes successfully, the post-trained model would be transmitted to the aggregation server immediately.
- **Force stop:** Once the deadline is met, the server issues the "Force Stop" command to the selected clients, after hearing which, clients that still on the stage of training or model transmission will stop and abort immediately. Models returned after the deadline will be dropped.
- **Aggregation:** The server will check the successful returned model of their validity, after which, aggregation

based on FedAvg [1] (or possibly other aggregation schemes) is conducted. After this stage, the server would repeat the above procedures to start a new training round.

For a vivid understanding of the training process, we refer the readers to Fig. 2, in which an example of three rounds of FL training, under our proposed control mechanism, is demonstrated.

IV. PROBLEM FORMULATION

Federated learning under the deadline-based aggregation mechanism is characterized by a tuple $(\mathcal{K}, k, \{x_{i,t}\}_{i \in \mathcal{K}, t \in \mathcal{T}}, \{A_t\}_{t \in \mathcal{T}})$. Here, the set $\mathcal{K} \triangleq \{1, 2, \dots, K\}$ represents the total number of K accessible clients in the system. The training round is characterized by $t \in \mathcal{T} \triangleq \{1, \dots, T\}$.

A. Basic Assumption and Global Problem

1) *Client Dropout*: There is a chance for the clients to dropout in the middle of training as a result of technical failures (or the client proactively quits the training process). This dropout phenomenon is quite common in IoT scenarios. To model this critical concern, we introduce a flag bit i.e., $x_{i,t}$, to capture the status of client i in round t . Formally, $x_{i,t} = 1$ means the training of client i would succeed (under the premise that it has been selected for this round, of course) and vice versa.

2) *Cardinality Constraint*: In each round of FL in IoT scenario, only a fraction of clients could be selected to participate due to limited bandwidth (the same setting as in [2], [23], [24]). Now we assume that we select k out of K clients in each round, formally we need to ensure:

$$|A_t| = k \quad t \in \mathcal{T} \quad (4)$$

where A_t is the selection decision in round t and $|A_t|$ is the cardinality of the selection. Or alternatively, it can be in the form of:

$$\sum_{i=1}^K \mathbb{I}_{\{i \in A_t\}} = k \quad t \in \mathcal{T} \quad (5)$$

3) *Global Problem*: The global optimization problem that we like to solve within the total time frame T is as below:

$$\begin{aligned} P1 : \quad & \min_{o_1, o_2, \{A_t\}_{t \in \mathcal{T}}} \sum_{i=1}^K \frac{q_i}{q} \mathbb{E}_{(x,y) \sim \mathcal{D}_i} f(\Theta_{T+1}; (x, y)) \\ \text{s.t.} \quad & \sum_{i=1}^K \mathbb{I}_{\{i \in A_t\}} = k \quad t \in \mathcal{T} \quad (\text{cardinality constraint}) \\ & \Theta_{i,t} = o_1(\Theta_t, \mathcal{D}_i) \quad i \in \mathcal{K}, t \in \mathcal{T} \\ & \quad \quad \quad (\text{local update operation}) \\ & \bar{\Theta}_{i,t} = \mathbb{I}_{\{i \in A_t \cap x_{i,t}=1\}} \Theta_{i,t} + \mathbb{I}_{\{i \notin A_t \cup x_{i,t}=0\}} \Theta_t \\ & \quad \quad \quad i \in \mathcal{K}, t \in \mathcal{T} \quad (\text{volatility}) \\ & \Theta_{t+1} = o_2(\bar{\Theta}_{1,t}, \dots, \bar{\Theta}_{K,t}) \quad t \in \mathcal{T} \\ & \quad \quad \quad (\text{aggregation operation}) \end{aligned} \quad (6)$$

where,

- \mathcal{D}_i is used to denote the local data distribution of client i and (x, y) specifies one piece of data (with x being input and y being label).
- $\Theta_t \in \mathbb{R}^d$ and $\Theta_{i,t} \in \mathbb{R}^d$ are the global model weights and the local model weights after full local update (i.e., weights under the premise that local update has been successfully accomplished).
- $q_i = |\mathcal{D}_i|$ is used to denote the number of data in a specific client, and $q = \sum_{i=1}^K q_i$ is the total number of training data in the system.
- $f(\Theta_{T+1}; \cdot)$ is the empirical loss of a piece of data given final model weights Θ_{T+1} . Our primary objective is to minimize the average empirical loss over data resided in all the clients.
- Note that the complete local model weights $\Theta_{i,t}$ for each round may not be obtained as a result of dropout of clients. Therefore, we denote $\bar{\Theta}_{i,t}$ as the real local weights after training. If the training fails, $\bar{\Theta}_{i,t} = \Theta_t$; Otherwise, $\bar{\Theta}_{i,t} = \Theta_{i,t}$.
- o_1 is the local update operation. Different schemes in the literature apply different update techniques here. For example, FedAvg [1] applies canonical stochastic gradient descent (SGD) here. In another work, FedProx [10] employs a proximal term involved loss function during the update.
- o_2 is the aggregation operation. In FedAvg, a weighted average one is employed, i.e., $o_2(\bar{\Theta}_{1,t}, \dots, \bar{\Theta}_{K,t}) = \sum_{i=1}^K \frac{q_i}{q} \bar{\Theta}_{i,t}$. Other aggregation schemes, like the "epochs" involved one in [11] can also apply here.

$P1$ is a comprehensive global problem for FL in a volatile context. It involves the optimization of three key processes of FL, i.e., the local update scheme (o_1), the aggregation scheme (o_2), and the client selection scheme (A_t). The volatile context that we consider in this paper is straightly reflected by the third constraint, i.e., $\bar{\Theta}_{i,t} = \mathbb{I}_{\{i \in A_t \cap x_{i,t}=1\}} \Theta_{i,t} + \mathbb{I}_{\{i \notin A_t \cup x_{i,t}=0\}} \Theta_t$. This constraint allows the client to crash/dropout in the middle of training, but this feature is generally ignored by the existing literature.

However, the global problem is a combinatorial optimization problem, in which multiple variables are coupling together, imposing great challenges for optimization. In this paper, we adopt the idea of alternating minimization to decompose the problem. Specifically, we divide the variables into two blocks, namely, the client selection block (i.e., A_t) and the joint local and aggregation operation block (i.e., joint o_1 and o_2). By the decomposition, we are allowed to split the problem into two sub-problems, namely,

$$\begin{aligned} P1\text{-SUB1:} \quad & \min_{o_1, o_2} \sum_{i=1}^K \frac{q_i}{q} \mathbb{E}_{(x,y) \sim \mathcal{D}_i} f(\Theta_{T+1}; (x, y)) \\ P1\text{-SUB2:} \quad & \min_{\{A_t\}_{t \in \mathcal{T}}} \sum_{i=1}^K \frac{q_i}{q} \mathbb{E}_{(x,y) \sim \mathcal{D}_i} f(\Theta_{T+1}; (x, y)) \end{aligned} \quad (7)$$

s.t. same constraints with P1

P1-SUB1 is a standard optimization problem for FL, to which multiple existing studies (e.g. [1], [10], [11]) have given concrete solutions, in order to cope with two notorious issues

in FL (i.e., system heterogeneity and statistical heterogeneity). However, it remains unexplored about how to solve the client selection sub-problem P1-SUB2 in the presence of our third constraint (i.e., volatile context). In this paper, we shall concentrate on the solution of P1-SUB2, while combining existing solutions for P1-SUB1 to alternatively optimize the problem.

B. Optimization of Client Selection Sub-problem

Even though we fix the local and aggregation operations in P1-SUB2 (e.g., borrow the common operations from FedAvg), it is still much complicated to derive a uniform solution to it, given that the fixed operations could be diversified, and there is not a universal method to quantify their impacts on the client selection policy. Alternatively, we resort to an empirical observation to further relax the problem. More specifically, under the framework of both FedAvg and FedProx (i.e., fixing o_1 and o_2 according to their setting), we find empirically that two critical factors, i.e., **cumulative effective participation** and **selection fairness**, might impose a critical effect on the optimization of A_t in the presence of volatility. Now we shall introduce these two factors in sequence.

1) *Cumulative Effective Participation*: Factually, the training processes of volatile clients are not always bound to succeed. During training, there are various kinds of reasons for the clients to drop-out (or crash), i.e., not capable of returning models to the server on time. For example, clients might unintentionally shut down the training process due to resource limitations. Or perhaps clients are too slow to return the post-trained model, leading to a futile participation⁴. From the perspective of an FL server, a frequent failure of the clients is the least desirable to see (since there are fewer models available for aggregation), and therefore, those "stable" clients are more welcome than the "volatile" ones. To model this particular concern, the first metric that needs to be optimized is *Cumulative Effective Participation* (CEP), i.e., the total number of post-trained models that have been successfully returned. Formally, we need to maximize:

$$\text{CEP} = \sum_{t=1}^T \sum_{i \in A_t} x_{i,t} \quad (8)$$

But please note that the success status $x_{i,t}$ is not known to the scheduler before the decision A_t is made.

2) *Selection Fairness*: In the real training scenario, data resides in clients are normally statistical heterogeneous and therefore have its own value in promoting training performance. If we intentionally skip the training of some clients (perhaps those with a higher probability to drop-out), then most likely, the final model accuracy would suffer an undesirable loss since the global model will lean towards the local optimum of those frequently selected. This training pattern is akin to consistently use a portion of data for training in pure centralized machine learning. Conceivably, with this biased pattern, the trained model will be overfitted to a subset of the frequently involved data.

⁴In our deadline-based aggregation scheme, FL server would set up a deadline for collecting models from clients and model submitted after which would be dropped.

As such, we need to ensure fairness to control (though not eliminate) the selection bias. We achieve this goal by imposing an *expected fairness constraint* to the selection process. More concretely, we need to make sure that the expected selected time of each of the clients should at least be σ_t , such that each client is given at least some chance to get involved. Formally, we need to make sure:

$$\mathbb{E} [\mathbb{I}_{\{i \in A_t\}}] \geq \sigma_t \quad \forall t \in \mathcal{T}, \forall i \in \mathcal{K} \quad (9)$$

Obviously, we can find that the higher the value of σ_t is, the evenner the selection would become. In this regard, we refer to σ_t as *fairness quota*, which directly measures the fairness degree of this round of selection. Also, we note that we need some rational assumptions to bound the fairness quota. Specifically, we need $0 \leq \sigma_t \leq k/K$ holds for any t . This assumption is necessary. If not imposing the constraint on the fairness quota, it can be deduced that $\mathbb{E} \left[\sum_{i=1}^K \mathbb{I}_{\{i \in A_t\}} \right] > k$, and as per Eq. (5), the problem has no feasible solution by this setting. Besides, it is noticeable that we allow the fairness quota in each round not necessarily be the same. This setting is associated with some intrinsic features of FL training, which we will detail in our experimental part.

3) *Relaxed Client Selection Sub-problem*: Aiming at maximizing the cumulative effective participation, namely, the number of on-time return of the post-trained models, we set up an offline selection problem for relaxation of P1-SUB2, as follows:

$$\begin{aligned} \text{P2: } \max_{\{A_t\}} \text{CEP} &= \sum_{t=1}^T \sum_{i \in A_t} x_{i,t} \\ \text{s.t. } \sum_{i=1}^K \mathbb{I}_{\{i \in A_t\}} &= k \quad t \in \mathcal{T} \\ \mathbb{E} [\mathbb{I}_{\{i \in A_t\}}] &\geq \sigma_t \quad \forall t \in \mathcal{T}, \forall i \in \mathcal{K} \end{aligned} \quad (10)$$

The scheduling in P2 may be simple in form but still unsolvable in an offline optimization mode. The main impediment is the unavailability of the clients' success status $x_{i,t}$, and the issue might be even more complicated as we do not make any assumption on it in a statistical view. Typically, some literature (e.g. [17]) would assume $x_{i,t}$ to be identically sampled from a specific distribution (a Bernoulli one, for example) with an unknown parameter. However, this theoretical assumption may not work in practice since there are temporal correlations between crashes. More explicitly, considering the technical failure of a client that lasts for several rounds. In this case, $x_{i,t}$ of each round is hard to say identically sampling from a stationary distribution. Moreover, there is plenty of uncertainty that might cause the sampling distribution to "shift". For example, a client moves to a new venue with an inferior network condition, causing a greater probability of model transmission failure during her stay.

Facing the above challenges, in our work, we **will not** make any statistical assumptions on $x_{i,t}$. Instead, we can simply comprehend $x_{i,t}$ as a "pre-destined" value sequence that is determined before scheduling (i.e., when $t = 0$), but of course, unknown to the scheduler until it was scheduled. Outwardly, the problem-solving under this casual setting appears to be

hopeless, but an adaptive learning solution, known as adversarial bandit, could still promise us a well-defined theoretical performance bound. Before we introduce our bandit-based solution, we first transfer the problem into an MAB setting.

4) Client Selection Sub-problem in a stochastic setting :

In an adversarial bandit, each client could be interpreted as a *base arm*, and A_t , which captures a k -combination of the base arms, is often termed as a *super arm*. During each pull of the super arm, the outcomes⁵ (or the success flag bit $x_{i,t}$) of the selected base arms would be revealed to the scheduler. For an adversarial bandit problem, an effective selection policy must be stochastic (see section 11.1 in [25] for detailed explanation). More explicitly, we like to design a stochastic policy that draws the selection combination based on a prescribed probability, and only by doing so, can we get a closed-forme performance bound (aka regret bound) for the problem. For ease of further discussion, we first transform the problem into a stochastic setting, as follows:

$$\begin{aligned} \text{P3: } & \max_{\{\mathbf{p}_t\}} \mathbb{E} \left[\sum_{t=1}^T \sum_{i \in A_t} x_{i,t} \right] \\ \text{s.t. } & \sum_{i=1}^K p_{i,t} = k \quad \forall t \in \mathcal{T} \\ & \sigma_t \leq p_{i,t} \leq 1 \quad \forall t \in \mathcal{T}, \forall i \in \mathcal{K} \\ & A_t \sim \text{multinomialNR}(\mathbf{p}_t/k, k) \quad \forall t \in \mathcal{T} \end{aligned} \quad (11)$$

where $p_{i,t}$ denotes the selection probability of arm i in round t and the selection combination is drawn from a multinomial distribution with no replacement, probability vector \mathbf{p}_t/k , and k trials⁶. By this transformation, the problem's optimized target has transferred to the probability allocation $\mathbf{p}_t \triangleq (p_{1,t}, \dots, p_{K,t})$ and the optimized objective has correspondingly transferred to maximize the expected CEP.

In each trial of sampling from a multinomial distribution, an item have $p_{i,t}/k$ probability to be selected, so the sum probability of an item to be selected within these k independent trials is $p_{i,t}$ (under the premise that $p_{i,t} \leq 1$), either with or without replacement. As a result, we can derive that $\mathbb{E} \left[\sum_{t=1}^T \sum_{i \in A_t} x_{i,t} \right] = \sum_{t=1}^T \sum_{i=1}^K p_{i,t} x_{i,t}$, based on which,

⁵In an adversarial bandit, the outcomes (i.e., the success flag bit $x_{i,t}$) are assumed to be deterministically chosen by an "adversarial", which demonstrates the origin of its name "adversarial bandit". To prevent confusion, we recommend non-expert readers to consistently adopt our former description of $x_{i,t}$, i.e., a deterministic sequence fixed in the first place.

⁶Drawing samples from a multinomial distribution with multiple trials is equivalent to draw values from a set, say, $\{1, 2, \dots, K\}$ in different probability and for multiple times (quite like rolling for multiple times a special dice, which has unequal probability for each side). And no replacement specifies that the drawn values between different trials cannot be the same (which reflects the basic property of a combination). A simple implementation (or simulation) of this multinomial distribution can be found in Section 5 of a draft textbook (can be accessed through <http://www.stat.cmu.edu/~cshalizi/ADAfaEPoV/>)

we further simplify the problem as follows:

$$\begin{aligned} \text{P4: } & \max_{\{\mathbf{p}_t\}} \sum_{t=1}^T \sum_{i=1}^K p_{i,t} x_{i,t} \\ \text{s.t. } & \sum_{i=1}^K p_{i,t} = k \quad \forall t \in \mathcal{T} \\ & \sigma_t \leq p_{i,t} \leq 1 \quad \forall t \in \mathcal{T}, \forall i \in \mathcal{K} \end{aligned} \quad (12)$$

Now the stochastic elements have all been eliminated and the problem has correspondingly transferred to probability allocation for each client, i.e., to determine \mathbf{p}_t for each time slot t .

V. SOLUTION AND ALGORITHMS

In this section, we shall give a solution about how to determine the selection probability of different arms such that the expected cumulative effective participation is being maximized in P5. Before our formal introduction, we shall first give a preliminary illustration of Exp3, a rather intuitive solution of adversarial bandit problem, which serves as the base of our proposed solution.

A. Preliminary introduction on canonical Exp3

In Exp3, we need the *unbiased estimator* (see section 11.2 in [25]) of the real outcome of arms, such that each piece of obtained historical data could precisely depict the real success status of clients, but not being influenced by the stochastic selection. Formally, the unbiased estimator $\hat{x}_{i,t}$ is modeled as follows:

$$\hat{x}_{i,t} = \frac{\mathbb{I}_{\{i \in A_t\}} x_{i,t}}{p_{i,t}} \quad (13)$$

It can be found that $\mathbb{E}[\hat{x}_{i,t}] = x_{i,t}$, which means that our defined $\hat{x}_{i,t}$ is exactly one of the unbiased estimator of $x_{i,t}$. Using the unbiased estimator, the *exponential weights*, which reflect our expectation of the "prospect of an arm", can be formulated as follows:

$$w_{i,t+1} = w_{i,t} \exp(\eta \hat{x}_{i,t}) \quad (14)$$

As the obtained weights reflect our estimation of each arm's potential outcome, intuitively, we might need to allocate more selection probability to those with a higher weight. Moreover, we need to ensure the allocated probability sums up to 1. An intuitive way to achieve the requirements is to calculate the allocated probability as follows:

$$p_{i,t} = \frac{w_{i,t}}{\sum_{j \in \mathcal{K}_n} w_{j,t}} \quad (15)$$

However, the canonical Exp3 could only apply to the situation that only one arm is selected in each round. Moreover, the canonical Exp3 cannot guarantee that the selection probability of each arm at least greater than a constant, so we need some adaptations towards it in order to accommodate the fairness constraint in our context. In our next subsection, we shall introduce our adaptation based on an elementary framework [26] for adversarial bandit with multiple plays.

B. EXP3 with multiple play and fairness constraint

1) *Unbiased Estimator and Exponential Weights*: In our fairness guaranteed Exp3 solution, we consistently use the same unbiased estimator of $x_{i,t}$ as in the canonical one, namely:

$$\hat{x}_{i,t} = \frac{\mathbb{I}_{\{i \in A_t\}}}{p_{i,t}} x_{i,t} \quad (16)$$

Intuitively, we can derive that $\hat{x}_{i,t} \in (0, \infty]$ and $\mathbb{E}[\hat{x}_{i,t}] = x_{i,t}$.

But the exponential weights update should be modified to:

$$w_{i,t+1} = \begin{cases} w_{i,t} \exp\left(\frac{(k-K\sigma_t)\eta\hat{x}_{i,t}}{K}\right) & i \notin S_t \\ w_{i,t} & i \in S_t \end{cases} \quad (17)$$

where $0 < \eta < 1$ denotes the learning rate of weights update. S_t is the set of clients that experience probability overflow during the probability allocation stages, which will be specified later. The in-depth reason of this modification is available in our proof of regret (see Appendix A).

2) *Probability Allocation*: Given the exponential weights of clients, the way we derive probability allocation should be revised to a more sophisticated form, in order to accommodate $\mathbb{E}[\mathbb{I}_{\{i \in A_t\}}] \geq \sigma_t$ (i.e., the expected fairness constraint) and $\sum_{i=1}^K p_{i,t} = k$ (i.e., the cardinality constraint). In order to qualify these two constraints, our idea is to first allocate a total amount of σ_t probability to each client to accommodate the fairness constraint, and then further allocate the residual amount of probability (i.e., $k - K\sigma_t$, since $\sum_{i=1}^K p_{i,t} = k$, which is imposed by the cardinality constraint) according to the clients' weight. Formally, we give:

$$p_{i,t} = \sigma_t + (k - K\sigma_t) \frac{w_{i,t}}{\sum_{j \in \mathcal{K}} w_{j,t}} \quad (18)$$

However, a critical issue might persist in this form of probability allocation: the allocated $p_{i,t}$ would be possibly greater than 1 if the exponential weight of a client is too large! We refer to such a unexpected phenomenon as *probability overflow* and it might cast an disruptive impact to the learning process since $\mathbb{E}[\mathbb{I}_{\{i \in A_t\}}] \neq p_{i,t}$ if this happens. To address the overflow phenomenon, we shall employ a capping-based revision for the probability allocation.

Formally, we need to rewrite Eq. (18) as follows:

$$p_{i,t} = \sigma_t + (k - K\sigma_t) \frac{w'_{i,t}}{\sum_{j \in \mathcal{K}} w'_{j,t}} \quad (19)$$

where $w'_{i,t} = \min\{w_{i,t}, (1 - \sigma_t)\alpha_t\}$.

Informally, by introduction of the revised weights, we cap those weights that are too large to a smaller value, i.e., α_t , such that the selection probability of those "overflowed" clients would be capped to 1. Now the problem has transferred to choose a proper α_t , making $p_{i,t} \leq 1$ holds for all i . But before we introduce how to derive α_t , we shall first determine the existence of at least one qualified α_t to ensure the applicability of our capping method. Here we need the following claim:

Claim 1. *By the calculation indicated by Eq. (19), there exists at least one qualified α_t such that $p_{i,t} \leq 1$ holds for all $i \in \mathcal{K}$.*

Proof. To formally start our proof, we need the following observation:

For any $i \in \mathcal{K}$,

$$p_{i,t} \leq \sigma_t + (k - K\sigma_t) \frac{(1 - \sigma_t)\alpha_t}{\sum_{j \in \mathcal{K}} w'_{j,t}} \quad (20)$$

Now we let $\alpha_t = \min_{i \in \mathcal{K}} \{w_{i,t}/(1 - \sigma_t)\}$. Then we know that $\sum_{j \in \mathcal{K}} w'_{j,t} = K\alpha_t(1 - \sigma_t)$. It follows that the Right Hand Side (R.H.S) of the above inequality is equivalent to $\sigma_t + \frac{k - K\sigma_t}{K}$, by which we can ensure that $p_{i,t} \leq 1$ since $k \leq K$. As such, we conclude that there exist at least one α_t that ensures $p_{i,t} \leq 1$ for any i , which completes the proof. \square

By Claim 1, we ensure the existence of α_t such that $p_{i,t} \leq 1$ holds for all i . But to determine our selection of α_t , we should note that α_t should be set as large as possible⁷. As such, following the observation as per inequality (20), we indeed need to set α_t as follows :

$$\sigma_t + (k - K\sigma_t) \frac{(1 - \sigma_t)\alpha_t}{\sum_{j \in \mathcal{K}} w'_{j,t}} = 1 \quad (21)$$

Or alternatively, it can be transformed to:

$$\frac{\alpha_t}{\sum_{j \in \mathcal{K}} w'_{j,t}} = \frac{1}{k - K\sigma_t} \quad (22)$$

By this setting, we maximize α_t while making $p_{i,t} \leq 1$ for any client i . Then we shall find the solution of Eq. (22). First, it is noticeable that the possible "structures" of $\sum_{j \in \mathcal{K}} w'_{j,t}$ are finite. Then we can simply divide it into at most $N - 1$ cases. Let $\Psi_{i,t} = w_{i,t}/(1 - \sigma_t)$. Formally, we assume *case v* satisfying: $\Psi_{i_v,t} \leq \alpha_t < \Psi_{i_{v+1},t}$ where i_v denotes the v -th smallest $\Psi_{i,t}$. As the structure of $\sum_{j \in \mathcal{K}} w'_{j,t}$ is fixed for case v , we can derive:

$$\sum_{w_{j,t} \leq \Psi_{i_v,t}} \frac{w_{j,t}}{\alpha_t} + \sum_{w_{j,t} > \Psi_{i_v,t}} (1 - \sigma_t) = k - K\sigma_t \quad (23)$$

Reorganizing the term, we have:

$$\alpha_t = \frac{\sum_{j \in \mathcal{K}: w_{j,t} \leq \Psi_{i_v,t}} w_{j,t}}{k - K\sigma_t - \sum_{w_{j,t} > \Psi_{i_v,t}} (1 - \sigma_t)} \quad (24)$$

By iterating all the cases and checking if the calculated α_t satisfies the premise, i.e., $\Psi_{i_v,t} \leq \alpha_t < \Psi_{i_{v+1},t}$, finally we are allowed to derive a feasible α_t .

3) *Algorithms*: For ease of better comprehension of our proposed selection solution, we present the detailed procedure of our Exp3-based Client Selection (E3CS) for Federated Learning in Algorithm 1. Basically, E3CS runs with the following procedure:

- **Initialization**: Initialize the exponential weights of all the clients to 1 in the first round and then the algorithm formally goes into the iterative training process.
- **Probability allocation**: In each iteration, Algorithm 2, which calculates the probability allocation as per we describe in section V-B2, is called into execution and

⁷To see why we make this statement, considering the case when setting $\alpha_t \rightarrow 0$, then the allocation differentiation is completely eliminated (i.e., all the clients share the same probability), which contradicts our tenet to give more chances to the stable contributors.

Algorithm 1 Exp3-based Client Selection (E3CS) for Federated Learning

Input:

The number of involved clients each round; k
 Fairness quota; $\{\sigma_t\}$
 Final round; T
 Local data distribution; $\{\mathcal{D}_i\}$
 Local update operation; $o_1(\cdot)$
 Aggregation operation; $o_2(\cdot)$

Output:

Global network weights; Θ_{T+1}

1: Initialize $w_{i,1} = 1$ for $i = 1, 2, \dots, K$
 2: **for** $t = 1, 2, \dots, T$ **do**
 3: $\mathbf{p}_t, S_t = \text{ProbAlloc}(k, \sigma_t, \{w_{i,t}\})$
 4: $A_t \sim \text{multinomialNR}(\mathbf{p}_t/k, k)$
 5: **for** client i **in parallel do**
 6: $\Theta_{i,t} = o_1(\Theta_t, \mathcal{D}_i)$
 7: $x_{i,t} = 1$ if succeed; else, $x_{i,t} = 0$
 8: **end for**
 9: $\Theta_{i,t} = \mathbb{I}_{\{i \in A_t \cap x_{i,t}=1\}} \Theta_{i,t} + \mathbb{I}_{\{i \notin A_t \cup x_{i,t}=0\}} \Theta_t \quad i \in \mathcal{K}$
 10: $\bar{\Theta}_{t+1} = o_2(\bar{\Theta}_{1,t}, \dots, \bar{\Theta}_{K,t})$
 11: $\hat{x}_{i,t} = \frac{\mathbb{I}_{\{i \in A_t\}} x_{i,t}}{p_{i,t}} \quad i \in \mathcal{K}$
 12: **for** $i \in \mathcal{K}$:

$$w_{i,t+1} = \begin{cases} w_{i,t} \exp\left(\frac{(k-K\sigma_t)\eta\hat{x}_{i,t}}{K}\right) & i \notin S_t \\ w_{i,t} & i \in S_t \end{cases}$$

13: **end for**

return the probability allocation $\{p_{i,t}\}$ and overflowed client set S_t .

Algorithm 2 Probability Allocation (ProbAlloc)

Input:

The number of involved clients each round; k
 Fairness quota; $\{\sigma_t\}$
 Exponential Weight for round t : $\{w_{i,t}\}$

Output:

Probability allocation vector for round t : \mathbf{p}_t
 Overflowed set for round t : S_t

1: **if** $\sigma_t + (k - K\sigma_t) \frac{\max_{i \in \mathcal{K}} \{w_{i,t}\}}{\sum_{j \in \mathcal{K}} w_{j,t}} > 1$ **then**
 2: Decide α_t such that: $\frac{\alpha_t}{\sum_{j \in \mathcal{K}} w_{j,t}} = \frac{1}{k - K\sigma_t}$
 3: $S_t = \{i \in \mathcal{K} : w_{i,t} > (1 - \sigma_t)\alpha_t\}$
 4: $w'_{i,t} = \min\{w_{i,t}, (1 - \sigma_t)\alpha_t\}$ for $i = 1, 2, \dots, K$
 5: $p_{i,t} = \sigma_t + (k - K\sigma_t) \frac{w'_{i,t}}{\sum_{j \in \mathcal{K}} w'_{j,t}}$ for $i = 1, 2, \dots, K$
 6: **else**
 7: $S_t = \emptyset$
 8: $p_{i,t} = \sigma_t + (k - K\sigma_t) \frac{w_{i,t}}{\sum_{j \in \mathcal{K}} w_{j,t}}$ for $i = 1, 2, \dots, K$
 9: **end if**
 10: Return \mathbf{p}_t, S_t

- **Stochastic selection:** Then our incoming task is to stochastically select the clients based on the obtained probability. This specific task is done by drawing samples from a weighted multinomial distribution with no re-

placement for k times. In our implementation, we simply use the API in Pytorch⁸, i.e., `torch.multinomial($\mathbf{p}_t, k, \text{replacement}=\text{False}$)`.

- **Local training and aggregation:** Once A_t is drawn from the multinomial distribution, our main algorithm would distribute the global model Θ_t to the selected clients, who will immediately start local training (e.g., conduct multiple steps of SGD). This local training process could be different by using different optimizers (or adding a proximal term to the local loss function). At the same time, the server's main process sleeps until the deadline is met, and after that, models would be aggregated based on the returned models' parameters. Specifically, clients with successful return would be involved in aggregation, and for those clients whose models are not successfully returned on time, or simply not being chosen into training, the global model would take its place in aggregation (see line 9). And typically, the most common operation of aggregation is weights averaging, i.e., $o_2(\bar{\Theta}_{1,t}, \dots, \bar{\Theta}_{K,t}) = 1/K \sum_{i=1}^K \bar{\Theta}_{i,t}$.
- **Exponential weight update:** After the aggregation is done, we need to update our "expectation" of clients (or arms). This part of update process is consistent with Eqs. (16) and (17).

C. Theoretical Regret Guarantee

In this sub-section, we might need to evaluate our proposed solutions at a theoretical level. Let us first define an optimal solution of PI , under the strict fairness constraint and the cardinality constraint.

Definition 1 (Optimal solution). *The optimal solution for $P4$ do client selection based on the following probability allocation:*

$$p_{i,t}^* = q_{i,t}^* (k - K\sigma_t) + \sigma_t \quad (25)$$

where $q_{i,t}^*$ is the optimal allocation quota of $k - K\sigma_t$ probability.

The definition is quite intuitive. We simply reserve σ_t probability for each client and optimally allocate the residual $k - K\sigma_t$ probability. Based on our definition, it is not hard to derive the optimal expected Cumulative Effective Participation until round T (CEP_T^*):

$$\mathbb{E}[\text{CEP}_T^*] = \sum_{t=1}^T \sum_{i \in \mathcal{K}} (q_{i,t}^* (k - K\sigma_t) + \sigma_t) x_{i,t} \quad (26)$$

Given $\mathbb{E}[\text{CEP}_T^*]$, we are interested in comparing the performance of E3CS with the optimal, so we give the following definition of regret:

Definition 2 (Regret of E3CS). *Given $\mathbb{E}[\text{CEP}_T^*]$, the regret of E3CS (or performance gap to the optimal) is given by*

$$R_T = \mathbb{E}[\text{CEP}_T^*] - \mathbb{E}[\text{CEP}_T^{\text{E3CS}}] \quad (27)$$

where $\mathbb{E}[\text{CEP}_T^{\text{E3CS}}] = \sum_{t=1}^T \sum_{i=1}^K p_{i,t} x_{i,t}$.

⁸Similar implementation of multinomial sampling is also available in `scipy`, `numpy` and `R`.

Now we introduce an upper-bound of the defined regret, as in Theorem 1.

Theorem 1 (Upper bound of regret). *The regret of E3CS is upper-bounded by:*

$$R_T \leq \eta \sum_{t=1}^T (k - K\sigma_t) + \frac{K}{\eta} \ln K \quad (28)$$

and if $\eta = \sqrt{\frac{K \ln K}{\sum_{t=1}^T (k - K\sigma_t)}}$, we have:

$$R_T \leq 2 \sqrt{\sum_{t=1}^T K(k - K\sigma_t) \ln K} \quad (29)$$

Proof. Complete proof is available in Appendix A. \square

Remark. Noticeably, the regret of E3CS would diminish to 0 as $\sigma_t \rightarrow k/K$. This phenomenon can be explained by looking into what happens if $\sigma_t = k/K$: both E3CS and the optimal solution yield the same solution, which is essentially an even random selection among clients, so the regret would be exactly 0! At the other extreme when $\sigma_t = 0$ for all t , the regret would be reduced to $R_T \leq 2\sqrt{TKk \ln K}$ if $\eta = \sqrt{\frac{K \ln K}{Tk}}$. In this case, the derived bound of regret under multiple play setting is \sqrt{k} times of that of the canonical single play Exp3 (see Theorem 11.1 in [25])

VI. EXPERIMENTS

In this section, we shall present the experimental results of our proposed client selection solution. The evaluation is based on real training in two iconic public datasets: CIFAR-10 and EMNIST-Letter. Now we shall first illustrate the setting of our simulation environment.

A. Setup

1) Basic setting:

- **Programming and running environment:** We have implemented E3CS and the volatile training feature to an open-source light-weighted federated learning simulator named FISim⁹, which is built on the basis of PyTorch and has efficiently implemented parallel training for the learning process. In terms of the runtime environment, all the computation in our simulation is ran by a high-performance workstation (Dell PowerEdge T630 with 2xGTX 1080Ti).
- **Simulation of volatile and heterogeneous clients:** In our simulation, a total number of $K = 100$ volatile clients are available for selection, and in each round, $k = 20$ of which are being selected. Under a volatile training context, clients might suffer unexpected drop-out during their training. In our experiment, we adopt a Bernoulli distribution to simulate the training status of clients. Formally, we have $x_{i,t} \sim \text{Bern}(\rho_i)$ where ρ_i is the success rate of client i . To simulate the **heterogeneous volatility** of clients, we equally divide the whole set of clients into 4 classes, with the success rate respectively

TABLE I
PARAMETERS SETTING OF FL TRAINING. PLEASE NOTE 1) SYMBOLS THAT DO NOT APPEAR IN OTHER PLACES OF THIS PAPER WOULD BE WRITTEN AS "-". 2)SGD IS ABBREVIATION OF STANDARD STOCHASTIC GRADIENT DESCENT.

Setting	Symbols	Task 1	Task 2
Dataset	-	EMNIST-Letter	CIFAR-10
# of labels	-	26	10
Max # of rounds	T	400	2500
# of data per client	$ D_i $	500	500
Learning rate of	η	0.5	0.5
E3CS			
Optimizer	-	SGD	SGD
Learning rate of optimizer	-	$1e-2$	$1e-2$
Momentum	-	0.9	0.9
Local epochs	E_i	{1,2,3,4}	{1,2,3,4}
Mini-batch size	B	40	40

set as 0.1, 0.3, 0.6, and 0.9. In addition, we also allow the local training epochs of clients to be different to simulate the client's **heterogeneous computing capacity**. Specifically, we designate different training epochs for different clients, and the designated epochs are randomly chosen from the set {1,2,3,4}. But please note that we do not introduce correlation between **heterogeneous volatility** and **heterogeneous computing capacity**. That is, a client that is asked to perform more rounds of training does not necessarily lead to a higher or lower failure rate. These two properties are assumed to be independent in our analyzed scenario.

- **Simulation of data distribution:** We simulate the data distribution by both iid and non-iid setting¹⁰. 1) For an iid one, each client independently samples $|D_i|$ pieces of data from the data set. 2) For a non-iid distribution, we randomly select one primary label for each client. Then we sample $0.8 \times |D_i|$ pieces of data from those that coincide with their primary label and $0.2 \times |D_i|$ from those with the remaining labels. For both the iid and non-iid setting, each client randomly reserves 10% of the data for testing.
- **Datasets and network structure:** To evaluate the training performance, we prepare two tasks for FL to conquer: EMNIST-Letter and CIFAR-10. For EMNIST-Letter, we employ a CNN with two 5x5 convolution layers (each with 10 channels), followed with 2x2 max pooling and two fully connected layers with respective 1280 and 256 units, and finally a softmax output layer. For CIFAR-10, which is known to be a harder task, we use another CNN model with two 5x5 convolution layers (each with 64

¹⁰In federated learning, each client only has a small number of data for training. To mimic the federated setting, we split the whole training dataset (like 50000 images in CIFAR-10) into small portions (like 500 images per client), and send each portion to different clients to simulate distributed training environment. Also, in federated learning, the data of clients are usually heterogeneous. For example, consider a simple MNIST FL task, in which the data of a client is mostly labeled as "1", while that of another is mostly labeled as "2". Then two of the clients are said to have non-iid data, and a similar data distribution like this is pretty common in reality (due to personalization). As such, we attempt to simulate federated learning in both iid (the ideal learning case) and non-iid setting (the more realistic case).

⁹Source code available in <https://github.com/iQua/flsim>

channels), also followed with 2x2 max pooling, two fully connected layers with 384 and 192 units, and finally a softmax output layer.

- Other training related setting is available in Table I.

2) *Baselines and evaluated methods*: We prepare two baselines of state-of-the-art client selection scheme for an evaluation purpose:

- **FedCS**: FedCS is a client selection scheme originally proposed by Nishio *et al.* in [12], but the original proposal does not involve consideration of a volatile training context. As such, we make a minor revision to the algorithm in order to adapt it to our context. The basic idea of FedCS is essentially to schedule clients that are faster in order to obtain more successful returns before the deadline. In our context, we assume that FedCS will consistently choose those clients with the highest success rate, and we allow FedCS to be prophetic, i.e., it has full information of the success rate of clients.
- **Random**: Random is the vanilla [1], but also the most-accepted FL client selection scheme (applied both in FedAvg [1] and FedProx [10]). Random treats every client evenly that the server randomly selects a fraction of clients to participate in the training at each round.
- **pow-d**: pow-d¹¹ is proposed in our concurrent work [3]. In this work, selection fairness has also been highlighted, and its objective (barring the reservation of some degree of fairness) is to select the clients having larger local loss. Explicitly, pow-d randomly chooses a candidate set (with size d) and makes those in the set report their local loss on the current global model. Then it selects k out of d clients with the highest loss in the candidate set to formally start local training. This work shares some common insights with ours (that bias selection may hurt performance), but the authors did not consider the potential dropout of clients. We like to compare this scheme with ours in the volatile training environment we set up. For a fair comparison, we assume that the clients always successfully report their local loss to the server, but are still vulnerable to dropout during training phase.

Based on different settings of σ_t , we like to evaluate the performance of the following selection schemes:

- **E3CS-0**: fairness quota σ_t of E3CS is stationary and fixed to $0 \times k/K$. In this setting, the fairness constraint would be ineffective and the algorithm would seek to maximize the cumulative effective participation regardless of fairness.
- **E3CS-0.5**: fairness quota σ_t of E3CS is stationary and fixed to $0.5 \times k/K$. In this setting, the algorithm would reserve half of the total k/K probability to each client and allocate another half to the clients that it "believes" to have a high success rate.
- **E3CS-0.8**: fairness quota σ_t of E3CS is stationary and fixed to $0.8 \times k/K$. In this setting, the algorithm would reserve more probability for each client and therefore is

much fairer than E3CS-0.5, but still, maintain a certain "greedy" property.

- **E3CS-inc**: we allow fairness quota σ_t to be changing with training round t (with increment). More explicitly, we let $\sigma_t = k/K$ if $T \geq t > T/4$ and $\sigma_t = 0$ if $1 \leq t \leq T/4$. The motivation of our setting is that we want the algorithm to gain more effective participation in the beginning stage, but when training is approaching convergence, it should be better to expand the selection scope (i.e., to be fair) in order to improve the final accuracy. We will formally discuss the rationale behind this setting after we present the training result.

Besides, as we note that we in this paper only focus on the client selection sub-problem, we need to borrow the aggregation and update schemes (see o_1 and o_2 in our global problem PI) from the state-of-the-art methods. Explicitly, we like to mimic the following two schemes:

- **FedAvg**: The local update scheme in FedAvg is SGD with cross entropy loss function (which specifies o_1) and the aggregation operation is weights averaging, i.e., $o_2(\cdot) = \sum_{i=1}^K \frac{q_i}{q} \bar{\Theta}_{i,t}$ where $\frac{q_i}{q}$ specifies the relative weights of a client (see P1 for detailed explanation).
- **FedProx**: The local update scheme in FedProx is also SGD, but with a regularization involved loss function. It adds a proximal term $\frac{\gamma}{2} \|\Theta_{i,t} - \Theta_t\|^2$ into the typical cross entropy loss. The aggregation scheme o_2 is basically the same with FedAvg.

In our simulation, we use "scheme+(A)" to denote the selection scheme accompanying update and aggregation operation in FedAvg (e.g., Random(A), E3CS-0(A), etc). Similarly, we use "scheme+(P)" to denote the scheme with the same operation with FedProx (e.g., Random(P), E3CS-0(P), etc). For all the FedProx-based schemes, the proximal coefficient is set to $\gamma = 0.5$.

B. Results

In this subsection, we first present the numerical evaluation to show how different selection algorithms perform in terms of some important statistics (like effective participation, times of selection), and we further discuss the results combining the real working patterns of these algorithms. After that, we depict the results based on real training on two datasets, EMNIST-Letter [27] and CIFAR-10 [5].

1) *Numerical results*: Before we formally present a comprehensive experiment on FL training, we shall first have a glance at the statistical characteristic of our proposed methods. By running 2500 rounds of simulation step, we obtain the selection records of different selection schemes over different groups of clients. The results are formally displayed in several equal-scale box plots (see Fig. 3). From the figure, we can derive the following conclusions:

- *Order of selection fairness*: As depicted, all the schemes barring Random and pow-d would deliver more selection frequency to the Class 1 clients, who boast the highest success rate. By this bias selection, Cumulative Effective Participation (CEP) could be maximized, but fairness degree might correspondingly hurt. Obviously, the order

¹¹We add this method for comparison during our major revision in April, 2021.

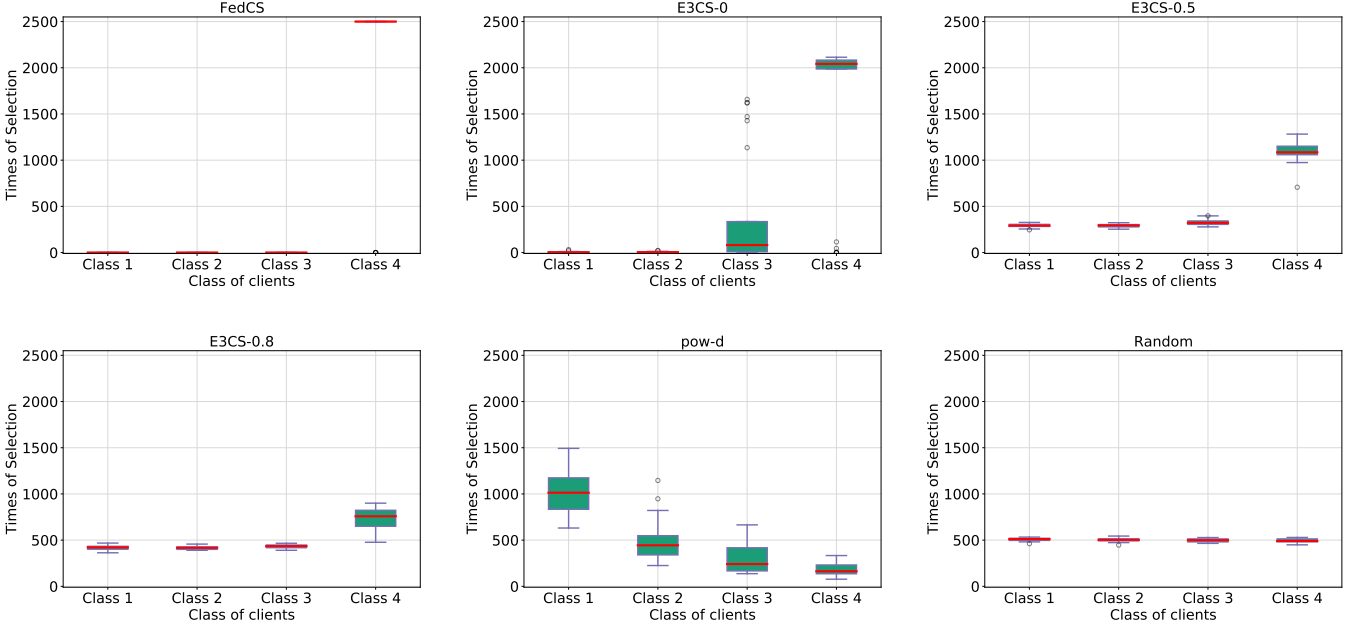


Fig. 3. Under different selection schemes, the box plots display times of selection over 4 classes of clients, respectively with success ratio 0.1, 0.3, 0.6, 0.9 and an equal division of a total number of 100 clients. The total simulated communication rounds are all set to 2500 and in each round, 20 clients are to be selected. Please note that for FedCS scheme, all the selections are dedicated towards 20 of 25 Class 1 clients, so the Inter-Quartile Range (IQR) of class 1 (which is not displayed in the plot) is 2500, while the IQR of other classes is 0.

of fairness degree among all the selection schemes is: Random > E3CS-0.8 > pow-d > E3CS-0.5 > E3CS-0 > FedCS. This particular order of fairness might serve a critical function to reach effective training, which would be specified later.

- Effectiveness of E3CS:** Another observation is that E3CS algorithms are able to learn the most reliable clients by only a modicum number of tries. E3CS-0, a scheme that has no regard for fairness, only wrongly selects sub-optimal classes of clients for dozens of times over a total of 2500 rounds of selection. Besides, by comparison of E3CS-0 and FedCS, we can observe another unexpected advantage of E3CS, i.e., a certain degree of fairness would be reserved if a sufficient amount of clients shares the same (or near) high success ratio. Take our setting as an example. In our setting, FedCS would consistently choose specific 20 out of 25 Class 1 clients, but by contrast, E3CS-0 would share the most probability over all the 25 clients in Class 1 while giving minor probability (resulting from the cost of learning) to others classes of clients. This selection mechanism gives some degree of fairness while not necessarily sacrifice a lot in terms of CEP.
- Peculiar Selection Pattern of pow-d:** It can be observed that pow-d is prone to select the clients which are more likely to fail, which is directly against the pattern of E3CS and FedCS. This phenomenon can be explainable by the following analysis. 1) By its objective, we know that pow-d tends to select the clients with higher loss. 2) And those clients that are more likely to fail typically have a higher loss, since their local model has less chance to be

aggregated into the global model. Consequently, clients with higher failure probability are more favored by pow-d. This inference is in accordance with the experimental results.

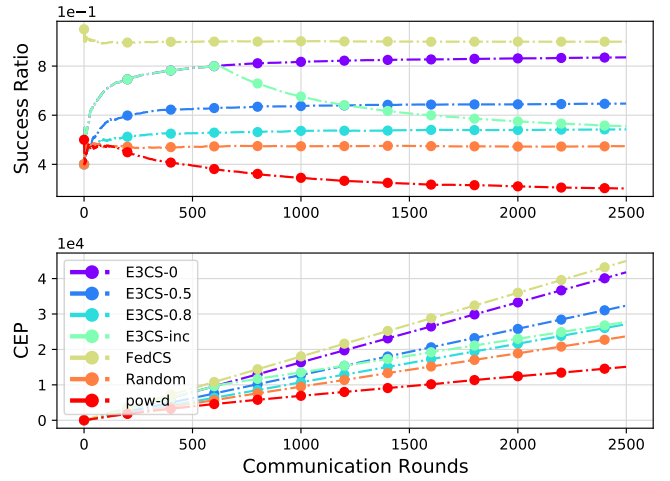


Fig. 4. Communication Rounds vs. Success Ratio and Cumulative Effective Participation (CEP) for different selection schemes.

In order to deliver a deeper evaluation of the algorithm's performance in terms of the success ratio i.e., $\sum_{t=1}^T \sum_{i \in A_t} x_{i,t} / Tk$ and the Cumulative Effective Participation (CEP), i.e., $\sum_{t=1}^T \sum_{i \in A_t} x_{i,t}$, we present the evolvement of these two quantities with communication rounds, as depicted in Fig. 4.

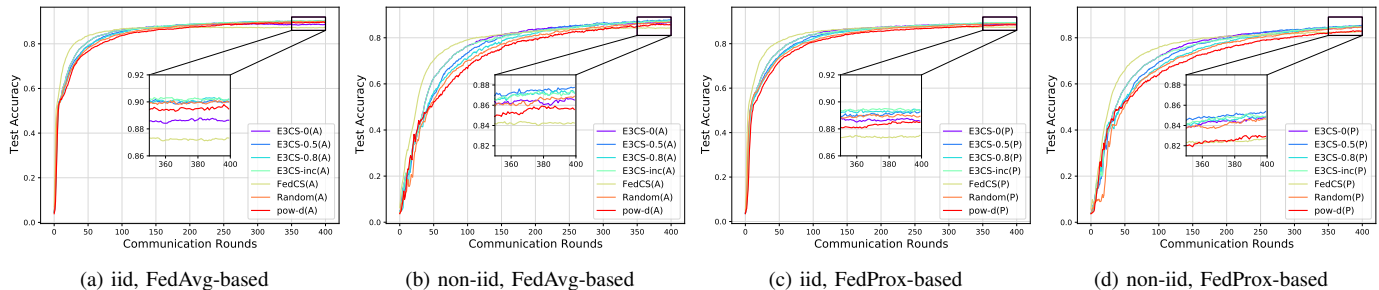


Fig. 5. Test accuracy vs. communication rounds for EMNIST-Letter.

From the top sub-figure, it is notable that the success ratio of all the E3CS (except E3CS-inc) shares a similar trend of convergence and the final convergence value is largely determined by the constant setting of σ_t , indicating that fairness quota has a negative correlation on training success ratio. This phenomenon is well justified since a larger fairness quota might necessarily expand the selection of clients that are prone to fail! Another interesting point that worth mentioning is the E3CS-inc, which undertakes a significant turn in Round 625 i.e., the exact round of $4/T$. This phenomenon is also as expected since E3CS-inc essentially reduces to an unbiased random selection scheme after $4/T$ and therefore its success ratio would be correspondingly plunged. Theoretically, E3CS-inc will eventually converge to the convergence value of Random if T goes sufficiently large.

Also, it is interesting to find that pow-d has a very low CEP and success ratio throughout the whole training session. This experimental result is in accordance with our previous analysis, in that pow-d is prone to select clients with lower success rates.

From the bottom sub-figure, where the evolution of CEP is depicted, we can make a direct comparison of CEP over different schemes. The order of CEP over the whole training session is: FedCS > E3CS-0 > E3CS-0.5 > E3CS-inc = E3CS-0.8 > Random > pow-d, and that order over the first 625 rounds is FedCS > E3CS-0 > E3CS-inc > E3CS-0.5 > E3CS-0.8 > Random > pow-d. The order of CEP, especially over the initial stage, has a promoting effect on the convergence speed, which will be further corroborated in our later testing on real datasets.

2) *Real training on public dataset: Task 1: EMNIST-Letter* EMNIST-Letter dataset contains a total number of 145,600 and 26 balanced classes uppercase and lowercase handwritten letters, often serving as a toy dataset for image classification.

We ran 400 communication rounds for different selection schemes in order to corroborate their impact on convergence speed as well as the final model performance. We depict in Fig. 5 the training performance of different schemes under both iid and non-iid scenario, and we further present some statistical data in Table II. Basically, we derive the following observations for FedAvg-based schemes:

- *Impact of CEP in the initial stage:* It is interesting to see that Cumulative Effective Participation (CEP) do has a conspicuous impact on convergence speed in the initial

training stage! We see that FedCS(A), which consistently chooses the clients with higher success rate and is confirmed by Fig. 3 to be the selection scheme with the highest CEP, obtain the fastest growth in accuracy during the first 100 rounds, but it is followed closely by E3CS-0(A) and E3CS-inc(A), which are also confirmed as having relatively high CEP in that stage. The gap of convergence speed over different schemes can also be observed in Table II, in which we found that E3CS-0(A), E3CS-inc(A), and FedCS(A) all has been accelerated to reach a certain fixed accuracy, compared with the vanilla selection scheme Random. By contrast, pow-d, which we confirm to have a relatively low CEP, does not promise us a commensurate convergence speed in our simulated volatile context. This may imply that when clients can drop out, the heuristic idea of always selecting the clients with higher loss might not necessarily accelerate convergence. Moreover, the impact on convergence speed seems to grow more significant in non-iid scenario, as the gap between the "fastest" (i.e., FedCS(A)) and the "slowest" (i.e., pow-d(A)) has further expanded under this trend. Based on such an observation and since it is generally believed that non-iid data would further enhance the training difficulty, we conjecture that the difficulty of the task might have some sort of influence on CEP's impact on convergence speed, i.e., the more difficult the task is, the greater the influence of CEP will be. This conjecture would be further corroborated in our training data of CIFAR-10, which is generally regarded as a much harder task to conquer.

- *Diminished impact of CEP:* However, the effect of CEP diminishes in the middle/late stage of training. When the accuracy reaches a sufficiently high figure, aggregating more successful returns does not benefit much to the FL process, as we can observe that other fairer schemes, e.g., Random(A), though with a smaller CEP, gradually emulates FedCS(A) and eventually dominates it with the involvement of the training process.
- *Impact of fairness:* The impact of fairness factor is visually observable when training reaches its convergence. For all the experimental groups, we see that the final test accuracy of the most unfair scheme, FedCS(A), is the lowest among the evaluated methods. The second-lowest method, i.e., E3CS-0(A), is also quite an "unfair" selection scheme, as it has no regard for the fairness

TABLE II

PERFORMANCE EVALUATION FOR EMNIST-LETTER. PLEASE NOTE: 1) DATA UNDER ACCURACY@NUMBER REPRESENTS THE FIRST ROUND TO REACHES A CERTAIN TEST ACCURACY. 2) NAN MEANS THAT THE ACCURACY NEVER REACH THE CORRESPONDING SETTING OVER THE WHOLE TRAINING SESSION (400 ROUNDS) 3) 3) THE DATA OF THE "BEST RUNNER" FOR FEDPROX-BASED AND FEDAVG-BASED SCHEMES HAVE BEEN CORRESPONDINGLY HIGHLIGHTED.

selection methods	Accuracy@65		Accuracy@75		Accuracy@85		Final Accuracy (%)	
	iid	non-iid	iid	non-iid	iid	non-iid	iid	non-iid
E3CS-0(A)	18	58	32	94	82	257	88.64	86.52
E3CS-0.5(A)	20	67	38	107	94	243	90.04	87.76
E3CS-0.8(A)	21	75	39	117	98	272	90.18	87.2
E3CS-inc(A)	18	58	32	94	82	268	90.22	87.3
FedCS(A)	11	39	20	69	66	NaN	87.32	84.24
Random(A)	21	78	40	131	107	312	89.98	86.88
pow-d(A)	24	92	42	148	119	339	89.48	85.58
E3CS-0(P)	24	69	45	120	112	NaN	88.58	84.82
E3CS-0.5(P)	27	82	52	140	131	375	89.26	85.38
E3CS-0.8(P)	30	89	53	157	137	387	89.4	84.9
E3CS-inc(P)	24	69	45	132	127	386	89.34	84.84
FedCS(P)	15	48	28	93	93	NaN	87.52	82.72
Random(P)	29	92	57	167	157	NaN	88.94	84.64
pow-d(P)	34	104	63	192	171	NaN	88.48	82.92

constraint.

To sum up, by our observations, we find that 1) CEP is critical for the initial stage of training in order to yield a faster convergence speed, but, 2) the effect diminishes with the training rounds goes, and that 3) the importance of fairness reinforces when the model approaches convergence. Our motivation to propose E3CS-inc(A) is exactly based on the above observations. In E3CS-inc(A), we set $\sigma_t = 0$ during the first $T/4$ rounds, so the algorithm will have no regard for fairness and put all the focus on increasing CEP. For the later $3T/4$ rounds, when the model has some sort of "over-fitting" on a portion of frequently selected data, we expand the selection fairness by making $\sigma_t = k/K$ (which makes it exactly an unbiased random selection), in order to make data on those seldom access clients being available for FL training. According to the current result, E3CS-inc(A) yields a performance as we have expected: it gets a very promising convergence speed in the first stage while its final test accuracy does not suffer an undesirable drop. Moreover, similar observations and trends can also be derived from the FedProx-based schemes, which further corroborates the above conclusions.

Though quite inspiring, the training result of EMNIST-Letter does not fully reveal the superiority of our proposed E3CS algorithm, as we can observe only a minor improvement to the other schemes. Our later presented result, based on FL training for a much harder, but also more realistic task, CIFAR-10, would present a much conspicuous superiority of our proposed client selection solution.

Task 2: CIFAR-10 CIFAR-10 dataset consists of 60000 32x32 color images in 10 classes, with 6000 images per class. Our task is to efficiently train a CNN global network to classify real-world images, while the training data are distributed among 100 clients. That is, we like to mimic a federated learning scenario that each client hosts some limited training

data, and our task is to train a global model that acquires relatively high classifying accuracy for all the training data. This obtained global model could either be used by the clients themselves (the global model typically has higher accuracy, compared with local training based on a client's limited data) or be employed by the server in making classification on other data with unknown labels.

Similarly, we present our experimental result of different FL client selection schemes in Fig. 6 and Table III. And we derive the following observation for both the FedAvg-based and FedProx-based schemes:

- *Comparison of final model accuracy:* Only by the first glance of the results, we can notice a pre-mature convergence of FedCS and E3CS-0, both of which suffer at least 5% of final accuracy loss compared to other schemes with fairness consideration. This phenomenon confirms the need of involving more clients in the training process (i.e., to be fair), in order to gain a reliable training result, and further corroborates that complete greedy pursuit of CEP does not work in the FL context. For the iid case, we claim the following relation of final model accuracy: $\text{pow-d} \geq \text{Random} \geq \text{E3CS-0.8} > \text{E3CS-inc} > \text{E3CS-0.5} \gg \text{E3CS-0} > \text{FedCS}$. This order is basically consistent with the order of selection fairness we give during our discussion on Fig. 3. The remained anomaly is pow-d, which has the highest convergence accuracy. Our explanation for this phenomenon is that pow-d is actually reducing the "bias" to some extent. Note that the "bias" we define here is different from the "selection bias" that we discuss throughout the paper. Under the volatile context, even though Random, the completely fair selection scheme, might introduce this bias (in a broader definition). This is because those clients with a higher success rate will have more chances to aggregate their local model to the global model. Offering more

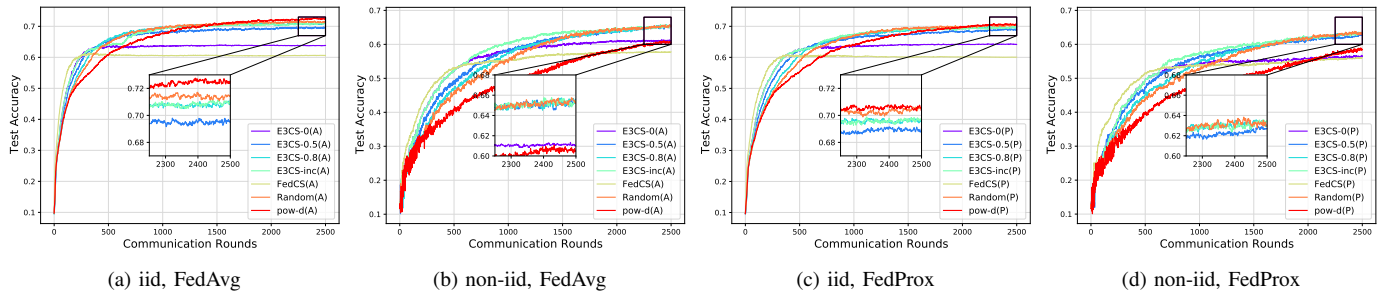


Fig. 6. Test accuracy vs. communication rounds for CIFAR-10.

chances to clients with lower success rates, as pow-d does, will mitigate the bias to some extent, and therefore can potentially improve the final model accuracy. But this comes at a cost of slower convergence speed.

- *Comparison of convergence speed:* In terms of convergence speed, we find a very conspicuous trend about how CEP in the initial stage affects the accuracy evolution. Approximately, we derive the following relation of convergence speed: FedCS > E3CS-0 \geq E3CS-inc > E3CS-0.5 \gg E3CS-0.8 > Random > pow-d. Amazingly, this particular order basically coincides with the order of CEP over the first T/4 rounds, which is given in our discussion on Fig. 4.
- *Instruction from E3CS-inc:* E3CS-inc yields a rather satisfying training performance in terms of convergence rate and final model accuracy. The algorithm shares a similar accuracy enhancement rate during the initial stage with the greedy solution E3CS-0, but when the continual enhancement rate drop, it is able to adaptively adjust the selection scope, so as to sustain its growth. This phenomenon corroborates the effectiveness of our derived heuristic rule of σ_t setting and further deliver an insightful instruction about how to efficiently handle the fairness and CEP tradeoff, i.e., it is okay to accelerate the initial training and swiftly build a usable model by consistently involving clients that are believed to be more stable, but when the model enhancement stagnates as a result of overfitting, it is better to value fairness more and have access to more diversified clients, even though the training on those volatile clients would be most likely to fail. Based on such an observation, FL operators might be able to develop alternative ways to set σ_t , but our recommendation is that σ_t should be in an incremental form, making the importance of fairness ascending with the training process.

To sum up, during our investigation, we find that a large CEP during the initial stage would significantly accelerate the training efficiency, while a large fairness degree would ensure the data diversity and therefore yields a high final model accuracy. By this observation, we claim an approach to set σ_t , a quite pragmatic trick to hack the tradeoff between CEP and fairness degree.

Varying selection cardinality: We test different selection schemes based on varying selection cardinality $k = 10, 20$, and

30. Due to the space limit, this part of content has been moved to Appendix B.

VII. CONCLUSION AND FUTURE PROSPECT

In this paper, we have studied a joint optimization problem under a volatile training context. During our investigation on our proposed client selection sub-problem, we discover a tradeoff between cumulative effective participation and fairness during the selection process, which in essence leads to another tradeoff between training convergence speed and final model accuracy. Aiming at optimizing the tradeoffs, we propose an efficient stochastic selection algorithm termed E3CS, and for which we further design a practical setting of "fairness quota", so that the algorithm is enabled to tame the tradeoff between training convergence speed and final model accuracy.

In this paper, we propose to decompose the global problem P1 into two sub-problems based on the idea of alternating minimization. In our solution process, we focus on optimization of the client selection sub-problem (i.e., P1-SUB2) while fixing the solution of another sub-problem (i.e., P1-SUB1). However, as all the three essential components in FL, i.e., the local update operation, the aggregation operation, and the client selection decision are mutually coupling, joint optimization of them needs to be further considered in future work.

REFERENCES

- [1] H. B. McMahan, E. Moore, D. Ramage, S. Hampson *et al.*, "Communication-efficient learning of deep networks from decentralized data," *arXiv preprint arXiv:1602.05629*, 2016.
- [2] T. Huang, W. Lin, W. Wu, L. He, K. Li, and A. Zomaya, "An efficiency-boosting client selection scheme for federated learning with fairness guarantee," *IEEE Transactions on Parallel and Distributed Systems*, 2020.
- [3] Y. J. Cho, J. Wang, and G. Joshi, "Client selection in federated learning: Convergence analysis and power-of-choice selection strategies," *arXiv preprint arXiv:2010.01243*, 2020.
- [4] Y. Zhao, M. Li, L. Lai, N. Suda, D. Civin, and V. Chandra, "Federated learning with non-iid data," *arXiv preprint arXiv:1806.00582*, 2018.
- [5] A. Krizhevsky, G. Hinton *et al.*, "Learning multiple layers of features from tiny images," 2009.
- [6] Y. LeCun, L. Bottou, Y. Bengio, and P. Haffner, "Gradient-based learning applied to document recognition," *Proceedings of the IEEE*, vol. 86, no. 11, pp. 2278–2324, 1998.
- [7] N. Yoshida, T. Nishio, M. Morikura, K. Yamamoto, and R. Yonetani, "Hybrid-fl for wireless networks: Cooperative learning mechanism using non-iid data," in *ICC 2020-2020 IEEE International Conference on Communications (ICC)*. IEEE, 2020, pp. 1–7.

TABLE III

PERFORMANCE EVALUATION FOR CIFAR-10. PLEASE NOTE: 1) DATA UNDER ACCURACY@NUMBER REPRESENTS THE FIRST ROUND TO REACH A CERTAIN TEST ACCURACY. 2) NaN MEANS THE ACCURACY NEVER REACHES THE CORRESPONDING SETTING OVER THE WHOLE TRAINING SESSION. 3) THE DATA OF THE "BEST RUNNER" FOR FEDPROX-BASED AND FEDAVG-BASED SCHEMES HAVE BEEN CORRESPONDINGLY HIGHLIGHTED.

selection methods	Accuracy@45		Accuracy@55		Accuracy@65		Final Accuracy (%)	
	iid	non-iid	iid	non-iid	iid	non-iid	iid	non-iid
E3CS-0(A)	89	307	164	636	NaN	NaN	63.8	61.0
E3CS-0.5(A)	106	362	198	767	468	2252	69.48	65.6
E3CS-0.8(A)	123	429	228	849	454	2279	70.94	65.42
E3CS-inc(A)	89	307	170	631	650	2127	71.12	65.5
FedCS(A)	59	246	119	817	NaN	NaN	60.6	57.78
Random(A)	121	472	251	930	515	2156	71.46	65.18
pow-d(A)	126	689	328	1517	742	NaN	72.52	60.54
E3CS-0(P)	130	374	252	1130	NaN	NaN	64.18	56.56
E3CS-0.5(P)	160	406	292	863	749	NaN	68.98	62.7
E3CS-0.8(P)	183	499	356	995	720	NaN	69.62	63.04
E3CS-inc(P)	130	374	252	710	698	NaN	69.68	63.48
FedCS(P)	93	285	189	1822	NaN	NaN	60.06	56.08
Random(P)	201	533	392	1155	806	NaN	70.54	62.94
pow-d(P)	208	736	483	1928	1083	NaN	70.38	58.48

- [8] Y. Sun, S. Zhou, and D. Gündüz, "Energy-aware analog aggregation for federated learning with redundant data," in *ICC 2020-2020 IEEE International Conference on Communications (ICC)*. IEEE, 2020, pp. 1–7.
- [9] E. Jeong, S. Oh, H. Kim, J. Park, M. Bennis, and S.-L. Kim, "Communication-efficient on-device machine learning: Federated distillation and augmentation under non-iid private data," *arXiv preprint arXiv:1811.11479*, 2018.
- [10] T. Li, A. K. Sahu, M. Zaheer, M. Sanjabi, A. Talwalkar, and V. Smith, "Federated optimization in heterogeneous networks," *arXiv preprint arXiv:1812.06127*, 2018.
- [11] Y. Ruan, X. Zhang, S.-C. Liang, and C. Joe-Wong, "Towards flexible device participation in federated learning," in *International Conference on Artificial Intelligence and Statistics*. PMLR, 2021, pp. 3403–3411.
- [12] T. Nishio and R. Yonetani, "Client selection for federated learning with heterogeneous resources in mobile edge," in *ICC 2019-2019 IEEE International Conference on Communications (ICC)*. IEEE, 2019, pp. 1–7.
- [13] Q. Zeng, Y. Du, K. K. Leung, and K. Huang, "Energy-Efficient Radio Resource Allocation for Federated Edge Learning," *arXiv:1907.06040 [cs, math]*, Jul. 2019, arXiv: 1907.06040. [Online]. Available: <http://arxiv.org/abs/1907.06040>
- [14] J. Xu and H. Wang, "Client selection and bandwidth allocation in wireless federated learning networks: A long-term perspective," *arXiv preprint arXiv:2004.04314*, 2020.
- [15] H. Wang, Z. Kaplan, D. Niu, and B. Li, "Optimizing federated learning on non-iid data with reinforcement learning," in *IEEE INFOCOM 2020-IEEE Conference on Computer Communications*. IEEE, 2020, pp. 1698–1707.
- [16] N. Yoshida, T. Nishio, M. Morikura, and K. Yamamoto, "Mab-based client selection for federated learning with uncertain resources in mobile networks," *arXiv preprint arXiv:2009.13879*, 2020.
- [17] W. Xia, T. Q. Quek, K. Guo, W. Wen, H. H. Yang, and H. Zhu, "Multi-armed bandit based client scheduling for federated learning," *IEEE Transactions on Wireless Communications*, 2020.
- [18] F. Lai, X. Zhu, H. V. Madhyastha, and M. Chowdhury, "Oort: Informed participant selection for scalable federated learning," *arXiv preprint arXiv:2010.06081*, 2020.
- [19] W. Chen, S. Horvath, and P. Richtarik, "Optimal client sampling for federated learning," *arXiv preprint arXiv:2010.13723*, 2020.
- [20] J. Wangni, J. Wang, J. Liu, and T. Zhang, "Gradient sparsification for communication-efficient distributed optimization," *arXiv preprint arXiv:1710.09854*, 2017.
- [21] M. Mohri, G. Sivek, and A. T. Suresh, "Agnostic federated learning," in *International Conference on Machine Learning*. PMLR, 2019, pp. 4615–4625.
- [22] T. Li, M. Sanjabi, A. Beirami, and V. Smith, "Fair resource allocation in federated learning," *arXiv preprint arXiv:1905.10497*, 2019.
- [23] W. Wu, L. He, W. Lin, R. Mao, C. Maple, and S. Jarvis, "Safa: a semi-asynchronous protocol for fast federated learning with low overhead," *arXiv preprint arXiv:1910.01355*, 2019.
- [24] W. Wu, L. He, W. Lin, and R. Mao, "Accelerating federated learning over reliability-agnostic clients in mobile edge computing systems," *arXiv preprint arXiv:2007.14374*, 2020.
- [25] T. Lattimore and C. Szepesvári, *Bandit algorithms*. Cambridge University Press, 2020.
- [26] T. Uchiya, A. Nakamura, and M. Kudo, "Algorithms for adversarial bandit problems with multiple plays," in *International Conference on Algorithmic Learning Theory*. Springer, 2010, pp. 375–389.
- [27] G. Cohen, S. Afshar, J. Tapson, and A. Van Schaik, "Emnist: Extending mnist to handwritten letters," in *2017 International Joint Conference on Neural Networks (IJCNN)*. IEEE, 2017, pp. 2921–2926.

APPENDIX A
PROOF OF REGRET

A. Preliminary Facts

We first prepare several facts that would be used in our proof.

Fact 1 (weight update, see Eq. (17)).

$$w_{i,t+1} = \begin{cases} w_{i,t} \exp\left(\frac{(k-K\sigma_t)\eta\hat{x}_{i,t}}{K}\right) & i \notin S_t \\ w_{i,t} & i \in S_t \end{cases} \quad (30)$$

Fact 2 (see Taylor series of exponential).

$$\exp(x) \leq 1 + x + x^2 \quad \text{for all } x \leq 1 \quad (31)$$

Fact 3 (see Taylor series of exponential).

$$1 + x \leq \exp(x) \quad \text{for all } x \in \mathbb{R} \quad (32)$$

Fact 4 (see probability allocation in Eq. (18)).

$$p_{i,t} - \sigma_t = (k - K\sigma_t) \frac{w_{i,t}}{\sum_{j \in \mathcal{K}} w_{j,t}} \quad (33)$$

Fact 5 (see unbiased estimator in Eq. (16)).

$$\hat{x}_{i,t} = \frac{\mathbb{I}_{\{i \in A_t\}}}{p_{i,t}} x_{i,t} \quad (34)$$

Fact 6 (weighted AM-GM Inequality). *If a_1, a_2, \dots, a_n are nonnegative real numbers, and $\lambda_1, \lambda_2, \dots, \lambda_n$ are nonnegative real numbers (the "weights") which sum to 1, then*

$$\sum_{i=1}^n \lambda_i a_i \geq \prod_{i=1}^n a_i^{\lambda_i} \quad (35)$$

Fact 7 (see $q_{i,t}^*$ in Definition 1).

$$\sum_{i \in \mathcal{K}} q_{i,t}^* = 1 \quad (36)$$

Fact 8. *Since $k < K$, $\hat{x}_{i,t} < 1$ and $\eta < 1$, we have:*

$$\frac{(k - K\sigma_t)\eta\hat{x}_{i,t}}{K} \leq 1 \quad (37)$$

Fact 9. *Combining Definition 1 and $p_{i,t} \leq 1$ we have:*

$$q_{i,t}^* (k - K\sigma_t) \leq 1 - \sigma_t \quad (38)$$

B. Upper Bound of $\mathbb{E} \left[\ln \frac{W_{t+1}}{W_t} \right]$

Now we formally start our proof. Let $W_t = \sum_{j=1}^K w_{j,t}$ and we first need to upper bound $\frac{W_{t+1}}{W_t}$. Intuitively, we can derive the following inequality:

$$\begin{aligned} \frac{W_{t+1}}{W_t} &= \sum_{i \in \mathcal{K} - S_t} \frac{w_{i,t+1}}{W_t} + \sum_{i \in S_t} \frac{w_{i,t+1}}{W_t} \\ &= \sum_{i \in \mathcal{K} - S_t} \frac{w_{i,t} \exp\left(\frac{(k-K\sigma_t)\eta\hat{x}_{i,t}}{K}\right)}{W_t} + \sum_{i \in S_t} \frac{w_{i,t+1}}{W_t} && \text{(see Fact 1)} \\ &\leq \sum_{i \in \mathcal{K} - S_t} \frac{w_{i,t} \left(1 + \frac{(k-K\sigma_t)\eta\hat{x}_{i,t}}{K} + \frac{(k-K\sigma_t)^2 \eta^2 \hat{x}_{i,t}^2}{K^2}\right)}{W_t} + \sum_{i \in S_t} \frac{w_{i,t+1}}{W_t} && \text{(combining Fact 2 and Fact 8)} \\ &= 1 + \sum_{i \in \mathcal{K} - S_t} \frac{w_{i,t} \left(\frac{(k-K\sigma_t)}{K} \eta \hat{x}_{i,t} + \frac{(k-K\sigma_t)^2}{K^2} \eta^2 \hat{x}_{i,t}^2\right)}{W_t} && \text{(since } \sum_{i \in \mathcal{K}} \frac{w_{i,t+1}}{W_t} = 1 \text{)} \end{aligned}$$

$$\begin{aligned}
&\leq \exp \left(\sum_{i \in \mathcal{K} - S_t} \frac{w_{i,t} \left(\frac{(k-K\sigma_t)}{K} \eta \hat{x}_{i,t} + \frac{(k-K\sigma_t)^2}{K^2} \eta^2 \hat{x}_{i,t}^2 \right)}{W_t} \right) && \text{(see Fact 3)} \\
&= \exp \left(\frac{1}{K} \sum_{i \in \mathcal{K} - S_t} \left[\left(\frac{w_{i,t}(k-K\sigma_t)}{W_t} \right) \left(\eta \hat{x}_{i,t} + \frac{(k-K\sigma_t)}{K} \eta^2 \hat{x}_{i,t}^2 \right) \right] \right) \\
&= \exp \left(\frac{1}{K} \sum_{i \in \mathcal{K} - S_t} \left[(p_{i,t} - \sigma_t) \left(\eta \hat{x}_{i,t} + \frac{(k-K\sigma_t)}{K} \eta^2 \hat{x}_{i,t}^2 \right) \right] \right) && \text{(see Fact 4)}
\end{aligned}$$

Taking the logarithm of both sides and summing using telescope, it yields:

$$\begin{aligned}
\ln \frac{W_{T+1}}{W_1} &= \sum_{t=1}^T \ln \frac{W_{t+1}}{W_t} \\
&\leq \frac{1}{K} \sum_{t=1}^T \sum_{i \in \mathcal{K} - S_t} \left((p_{i,t} - \sigma_t) \eta \hat{x}_{i,t} + \frac{(k-K\sigma_t)(p_{i,t} - \sigma_t)}{K} \eta^2 \hat{x}_{i,t}^2 \right) \\
&\leq \frac{\eta}{K} \sum_{t=1}^T \sum_{i \in \mathcal{K} - S_t} (p_{i,t} - \sigma_t) \hat{x}_{i,t} + \frac{\eta^2}{K^2} \sum_{t=1}^T \sum_{i \in \mathcal{K}} (k-K\sigma_t) p_{i,t} \hat{x}_{i,t}^2
\end{aligned}$$

Taking expectation of the both sides, it yields:

$$\mathbb{E} \left[\ln \frac{W_{T+1}}{W_1} \right] \leq \frac{\eta}{K} \sum_{t=1}^T \sum_{i \in \mathcal{K} - S_t} (p_{i,t} - \sigma_t) \hat{x}_{i,t} + \frac{\eta^2}{K^2} \sum_{t=1}^T (k-K\sigma_t) \mathbb{E} \left[\sum_{i \in \mathcal{K}} p_{i,t} \hat{x}_{i,t}^2 \right] \quad (39)$$

Furthermore, we know that:

$$\begin{aligned}
\mathbb{E} \left[\sum_{i \in \mathcal{K}} p_{i,t} \hat{x}_{i,t}^2 \right] &\leq \mathbb{E} \left[\sum_{i \in \mathcal{K}} p_{i,t} \left(\frac{\mathbb{I}_{\{i \in A_t\}}}{p_{i,t}} x_{i,t} \right)^2 \right] && \text{(see Fact 5)} \\
&\leq \mathbb{E} \left[\sum_{i \in \mathcal{K}} \frac{\mathbb{I}_{\{i \in A_t\}}}{p_{i,t}} x_{i,t}^2 \right] \\
&\leq \sum_{i \in \mathcal{K}} x_{i,t}^2 \\
&\leq K && \text{(since } x_{i,t} \leq 1 \text{)}
\end{aligned}$$

It immediately follows that:

$$\mathbb{E} \left[\ln \frac{W_{T+1}}{W_1} \right] \leq \frac{\eta}{K} \sum_{t=1}^T \sum_{i \in \mathcal{K} - S_t} (p_{i,t} - \sigma_t) \hat{x}_{i,t} + \frac{\eta^2}{K} \sum_{t=1}^T (k-K\sigma_t) \quad (40)$$

C. Lower Bound of $\mathbb{E} \left[\ln \frac{W_{t+1}}{W_t} \right]$

On the other hand, we know that:

$$\begin{aligned}
\ln \frac{W_{T+1}}{W_1} &= \ln \frac{\sum_{i \in \mathcal{K}} w_{i,T+1}}{K} \\
&\geq \ln \frac{\sum_{i \in \mathcal{K}} q_{i,t}^* w_{i,T+1}}{K} && \text{(see Fact 7)} \\
&\geq \sum_{i \in \mathcal{K}} q_{i,t}^* \ln w_{i,T+1} - \ln K && \text{(combining Fact 6 and Fact 7)} \\
&\geq \sum_{i \in \mathcal{K} - S_t} q_{i,t}^* \ln w_{i,T+1} - \ln K \\
&\geq \frac{\eta}{K} \sum_{t=1}^T \sum_{i \in \mathcal{K} - S_t} q_{i,t}^* (k-K\sigma_t) \hat{x}_{i,t} - \ln K && \text{(see Fact 1)}
\end{aligned}$$

Now taking expectation of both sides, we see that:

$$\mathbb{E} \left[\ln \frac{W_{T+1}}{W_1} \right] \geq \frac{\eta}{K} \sum_{t=1}^T \sum_{i \in \mathcal{K} - S_t} q_{i,t}^* (k - K\sigma_t) x_{i,t} - \ln K \quad (41)$$

D. Combining the bounds

Combining Eqs. (40) and (41), finally we derive that:

$$\sum_{t=1}^T \sum_{i \in \mathcal{K} - S_t} q_{i,t}^* (k - K\sigma_t) x_{i,t} - \frac{K}{\eta} \ln K \leq \sum_{t=1}^T \sum_{i \in \mathcal{K} - S_t} (p_{i,t} - \sigma_t) \hat{x}_{i,t} + \eta \sum_{t=1}^T (k - K\sigma_t) \quad (42)$$

Moreover, combining Fact 9 and the fact that $1 - \sigma_t = p_{i,t} - \sigma_t$ holds for $i \in S_t$ (as per the calculation of $p_{i,t}$, $p_{i,t} = 1$ for all $i \in S_t$), trivially we can ensure: $\sum_{i \in \mathcal{K} \cap S_t} q_{i,t}^* (k - K\sigma_t) x_{i,t} \leq \sum_{i \in \mathcal{K} \cap S_t} (p_{i,t} - \sigma_t) x_{i,t}$. Plugging this fact into (42), it yields:

$$\sum_{t=1}^T \sum_{i \in \mathcal{K}} q_{i,t}^* (k - K\sigma_t) x_{i,t} - \frac{K}{\eta} \ln K \leq \sum_{t=1}^T \sum_{i \in \mathcal{K}} (p_{i,t} - \sigma_t) x_{i,t} + \eta \sum_{t=1}^T (k - K\sigma_t) \quad (43)$$

Reorganising the inequality, it yields:

$$\sum_{t=1}^T \sum_{i \in \mathcal{K}} (q_{i,t}^* (k - K\sigma_t) + \sigma_t) x_{i,t} - \sum_{t=1}^T \sum_{i \in \mathcal{K}} p_{i,t} x_{i,t} \leq \eta \sum_{t=1}^T (k - K\sigma_t) + \frac{K}{\eta} \ln K \quad (44)$$

Plugging the definition of $\mathbb{E}[\text{CEP}_T^*]$ and $\mathbb{E}[\text{CEP}_T^{\text{E3CS}}]$ (see Eq. (26) and Eq. (27)), we reach the following result:

$$R_T = \mathbb{E}[\text{CEP}_T^*] - \mathbb{E}[\text{CEP}_T^{\text{E3CS}}] \leq \eta \sum_{t=1}^T (k - K\sigma_t) + \frac{K}{\eta} \ln K \quad (45)$$

Now we let $\eta = \sqrt{\frac{K \ln K}{\sum_{t=1}^T (k - K\sigma_t)}}$ and plug it into the above inequality, it yields:

$$R_T = \mathbb{E}[\text{CEP}_T^*] - \mathbb{E}[\text{CEP}_T^{\text{E3CS}}] \leq 2 \sqrt{\sum_{t=1}^T K (k - K\sigma_t) \ln K} \quad (46)$$

This completes the proof.

APPENDIX B

ADDITIONAL EXPERIMENTS UNDER VARYING SELECTION CARDINALITY

To show how the selection cardinality affects the FL performance, we compare different FedAvg-based schemes in the setting of $k=10, 20$, and 30 . As shown in Fig 7, we see that the number of selections each round might have a significant effect on FL's convergence speed as well as the final convergence accuracy. Our experimental results concur with the basic finding from [1], that a greater extent of parallelism could indeed boost the training efficiency. Moreover, our results also support an accelerated convergence speed of our proposed E3CS solutions, with no (or only minor) final accuracy loss.

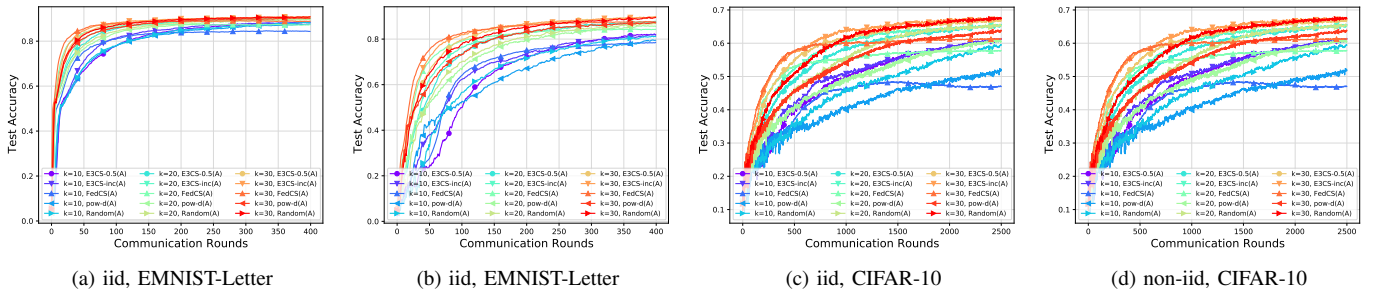


Fig. 7. Test accuracy vs. communication rounds under different selection cardinality (i.e., varying k).