

# Stochastic Client Selection for Federated Learning with Volatile Clients

Tiansheng Huang, Weiwei Lin\*, Kegin Li, *Fellow, IEEE*, and Albert Y. Zomaya, *Fellow, IEEE*

**Abstract**—Federated Learning (FL), arising as a novel secure learning paradigm, has received notable attention from the public. In each round of synchronous FL training, only a fraction of available clients are chosen to participate and the selection of which might have a direct or indirect effect on the training efficiency, as well as the final model performance. In this paper, we investigate the client selection problem under a volatile context, in which the local training of heterogeneous clients is likely to fail due to various kinds of reasons and in different levels of frequency. Intuitively, too much training failure might potentially reduce the training efficiency and therefore should be regulated through proper selection of clients. Being inspired, effective participation under a deadline-based aggregation mechanism is modeled as the objective function in our problem model, and the fairness degree, another critical factor that might influence the training performance, is covered as an expected constraint. For an efficient settlement for the proposed selection problem, we propose E3CS, a stochastic client selection scheme on the basis of an adversarial bandit solution and we further corroborate its effectiveness by conducting real data-based experiments. According to the experimental results, under a proper setting, our proposed selection scheme is able to achieve at least 20 percent and up to 50 percent of acceleration to a fixed model accuracy while maintaining the same level of final model accuracy, in comparison to the vanilla selection scheme in FL.

**Index Terms**—Adversarial multi-arm bandit, Client selection, Exponential-weight algorithm for Exploration and Exploitation (Exp3), Fairness scheduling, Federated learning.

## I. INTRODUCTION

### A. Background

DATA privacy issue has received notable attention nowadays, making the acquisition of reliable and realistic data an even more challenging task. However, without the support of massive real-world data, model training by Artificial Intelligence (AI) based technique might not be realistic. In this security-demanding context, Federated Learning (FL), a rather secure model learning paradigm, has come into vision. In FL, training data that originates from a user equipment (e.g. mobile

phone, personal laptop) does not need to leave the sources and be uploaded to a centralized entity for model training. All the training is done in a local device and only the post-trained model, rather than the raw data, would be exposed to other entities. By this mechanism, potential data exposure could be reduced to a minimum extent and thus making data sharing less reluctant by the data owners.

### B. Motivations

The training process of FL is quite alike to the original AI model training, but a clear distinction is that each round training of FL does not necessarily, or is indeed impossible to, cover all the available training data. Data for FL training is typically vastly distributed among very heterogeneous mobile devices. In each round of training, FL operators must recruit a fraction of clients and distribute the global models to which. However, due to the limited bandwidth as well as the budget issue, not all the clients in the system are selected for training, and due to which, some training data is simply missing from training. Owing to this unique feature of FL training, the selection of clients may radically impact training efficiency and effectiveness.

In our previous work [1], fairness issue during selection has been profoundly studied, by which we substantiated its critical effect on the final model accuracy. However, this work is built on the premise that the training of selected clients will eventually end and the post-trained model would return to the aggregation server within a finite time. This assumption, though most revealing, is not so realistic. In real scenarios, training of clients might fail due to numerous unexpected reasons, ranging from the unintentional shutdown, network failure, to user abort. In this sense, endlessly waiting for models to be collected from clients might not be a sensible decision.

Targeting the gap towards reality, we in this paper would make a different but more practical assumption: clients that are selected would have chances to drop-out and never return the post-trained models nor notify the server of their failure. Besides, we in this paper would consistently adopt a similar fairness constraint as in [1], but we shall design a simpler but more efficient way to qualify the constraint, without the use of cumbersome dynamic queues as we have done previously.

### C. Contributions

The main contributions of this paper are listed as follows:

- We propose a deadline-based aggregation mechanism to cope with FL aggregation in a volatile training context.

This work is supported by National Natural Science Foundation of China (62072187, 61872084), Guangzhou Science and Technology Program key projects (202007040002, 201902010040, 201907010001), Guangdong Major Project of Basic and Applied Basic Research(2019B030302002), Key-Area Research and Development Program of Guangdong Province (2020B010164003), and the Fundamental Research Funds for the Central Universities, SCUT(Grant No. 2019ZD26).

T. Huang and W. Lin (corresponding author) are with the School of Computer Science and Engineering, South China University of Technology, China. Email: cs\_tianshenghuang@mail.scut.edu.cn, linww@scut.edu.cn.

K. Li is with the Department of Computer Science, State University of New York, New Paltz, NY 12561 USA. E-mail: lik@newpaltz.edu.

A. Y. Zomaya is with the School of Computer Science, The University of Sydney, Sydney, Australia. Email: albert.zomaya@sydney.edu.au.

- Under the new aggregation mechanism, we define cumulative effective participation as our scheduling objective and further formulate client selection problem in an optimization view, with expected fairness constraint being involved.
- We transfer the original problem into an adversarial bandit (or stochastic) setting, enabling further design of a stochastic algorithm.
- Based on the Exponential-weight algorithm for Exploration and Exploitation (Exp3), we design an efficient solution termed Exp3-based Client Selection (E3CS) for the defined stochastic client selection problem. In addition to an elaborated description of the algorithm workflow, we also derive the regret bound of E3CS, which is in the scale of  $\sqrt{T}$  and we further discuss its relation to the canonical Exp3 in our analysis.
- Numerical as well as real data-based experiments are conducted to substantiate the effectiveness of our proposed solutions. Barring the general comparison, we also derive a philosophic cognition about the tradeoff between cumulative effective participation and fairness.

In addition, it is important to note that we have made a substantial theoretical innovation during our adaptation of the Exp3 algorithm. To the best knowledge of the authors, the way we handle the fairness constraint in a multiple play setting is not available in other sources. The adapted algorithm may be potentially extended to selection problems in other scenarios, and therefore, should be considered as a major contribution to the field.

## II. RELATED WORKS

Federated Learning is originally proposed in [2]. Since the concept is available, soon it has been recognized as a promising learning mechanism that allows a greater extent of data sharing and is embraced by industry in various privacy-sensitive areas (see the concept of Secure Multi-party Computation in [3]).

As a new learning paradigm, while data privacy is better protected, FL is plagued by several issues, which are essential for further enhancement of its training effectiveness and efficiency. The open problem of FL can be summarized as follows:

- **non-iid:** The authors highlighted the issue of non-independently identically distribution (non-iid) of data in [4]. They gave the experimental data of FL training in a non-iid setting, which indicates a test accuracy loss of up-to 51% for CIFAR-10 and 11% for MNIST, comparing to an iid case. As a potential solution, they proposed to create a small subset of public data, which is distributed to clients to form a rectified "iid" data set. A similar idea of data exchange is also available in [5], [6]. Identifying the potential privacy leakage and communication overhead of data-exchange-based approach, Jeong *et al.* in [7] further proposed federated augmentation (FAug), which essentially is to train a generative adversarial network (GAN) to produce the "missing" data samples, so as to make the training dataset becoming iid.

- **security issue:** Indicated by [8], FL is typically vulnerable to model poisoning, by which the attacker can control the outcome of a specific kind of sub-task while maintaining the overall usefulness of the aggregated model. This particular attack is harder for the aggregator to detect due to the adoption of secure aggregation. In [9], two main directions of potential defenses for backdoor attacks have been proposed. The first proposed method is norm clipping, which essentially is to ensure a small norm of each model update. And the second is differential privacy, which is to add noises into the model weights and reduce the poisoned model's influence. Unfortunately, authors in [10] claimed that both the defense methods is not capable of addressing another kind of backdoor attack, i.e., the *edge-case backdoors* and leave the existence of potential defense mechanism as an open problem.
  - **client selection problem and beyond:** This genre of research typically involves optimization and scheduling. In [11], Nishio *et al.* proposed a rather intuitive selection scheme and highlighted the importance of client update number to the model performance. In a more recent work [12], the joint bandwidth partition and client selection issue was profoundly investigated, and the joint optimization problem was solved by a rather traditional numerical method. Following this line of research, Xu *et al.* in [13] constructed a long-term client energy constraint to the selection problem, which essentially is to reserve energy during initial rounds of training so that more clients have chances to be involved in the later rounds of training. This study yields a very similar observation as ours, that the FL process indeed benefits if later rounds of training cover more clients. And we do believe that such a phenomenon is due to the fairness effect that we discover, i.e., the model needs more diversified data to further improve if near convergence.
- All the above works assumed that the training time and status of clients are known or can at least be calculated. However, client selection is not always based on a known context. Sometimes we do need some historical information (or the reputation of clients) to facilitate decision-making. For example, in [14], a reinforcement learning-based selection scheme was proposed. However, this specific method needs thousands of epochs of FL data to train the selection reinforcement learning model and thereby may lose some of its applicability and genericity. Alternatively, an exploration and exploitation balance model, e.g., multi-arm bandit (MAB), would be more realistic. For example, Yoshida and Nishio *et al.* in [15] leveraged a canonical MAB and further developed a rectified way to accommodate the intrinsic problem of canonical MAB, i.e., exponential number of of arms' combination. In another work [16], Xia *et al.* made use of a combinatorial MAB setting, in which the independent feedback of each arm is directly observed, enabling their designed UCB algorithm to boast a strict regret bound. Their work further took the fairness constraint into account, which appears to be a critical factor in FL training. Our previous work, [1] shared a very similar considera-

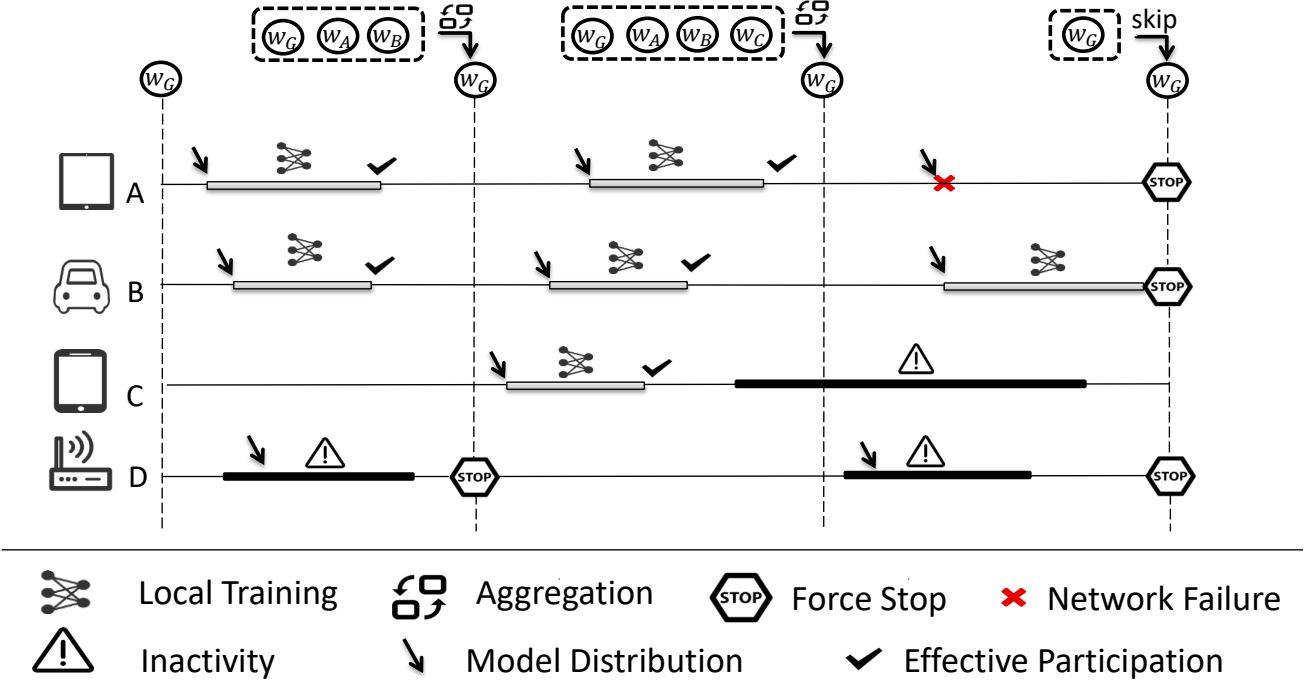


Fig. 1. Illustration of deadline-based aggregation mechanism of FL.  $w_G$ ,  $w_A, w_B, w_C$  presented in the figure respectively correspond to the global model, and the post-trained model of client A, B and C.

tion with [16], despite that we alternatively assumed a combinatorial contextual bandit for modeling of training time. Similarly, in [17], an MAB-based selection was also implemented, but the feedback obtained for clients not only involved training time (or training efficiency), but the statistical efficiency (or training quality) was also jointly modeled. All of the above-mentioned work made use of a deterministic UCB-based algorithm to solve the bandit problem. In our current work, we will alternatively adopt a stochastic Exp3-based algorithm, which makes it more natural and intuitive to cope with the fairness constraint, without the need of imposing dynamic queues, as [16] and [1] did.

- **Multi-level model aggregation:** Lately, mobile edge computing (MEC)-enabled FL [18] has received notable research interest. A multiple-level aggregation scheme, HierFAVG, was first proposed in [19], in which edge server is functioning as a partial-aggregators and cloud server at a higher level is responsible for global-aggregation. This multi-level structure enables a more efficient model exchange over the existing edge-cloud architecture. In [20], Wu *et al.* proposed another multi-layer federated learning protocol called HybridFL, which was exclusively designed to mitigate the stragglers and end device drop-out effect (see another work by Wu, [21]), filling the gap left by HierFAVG.

### III. A DEADLINE-BASED AGGREGATION MECHANISM

To cope with the potential drop-out of clients, we adopt in this paper a deadline-based aggregation mechanism, in which aggregation is made once a fixed deadline is met, such that the issue of "perpetual waiting" could be nicely prevented. To be specific, we involve the following stages in sequence during a round of FL training:

- **Client selection and model distribution:** In this stage, the server determine participants of this round over the available clients and correspondingly distribute the global model to which. After distribution, the main process of the server would sleep and wait until a fixed deadline is met.
- **Local training:** In this stage, the selected clients conduct several epochs of training with a local optimizer (e.g., SGD) on the basis of its local data and the obtained global model.
- **Model transmission:** If local training of the clients completes successfully, the post-trained model would be transmitted to the aggregation server.
- **Force stop:** Once the deadline is met, the server issues the "Force Stop" command to the selected clients, and after hearing which, clients that still on the stage of training or model transmission will stop and abort immediately. Models returned after the deadline will be dropped.
- **Aggregation:** The server will check the successful returned model of their validity, and after which, aggregation based on FedAvg is conducted. After this stage, the server would repeat the above procedures to start a new training round.

For a more comprehensive survey of related challenges of FL, we refer to [22], [23].

For a vivid understanding of the training process, we refer the readers to Fig. 1, in which an example of three rounds of FL training, under our proposed control mechanism, is demonstrated.

#### IV. PROBLEM FORMULATION

Client selection of federated learning under the deadline-based aggregation mechanism is characterized by a tuple  $(\mathcal{K}, k, \{x_{i,t}\}_{i \in \mathcal{K}, t \in \mathcal{T}}, \{A_t\}_{t \in \mathcal{T}})$ . Here, the set  $\mathcal{K} \triangleq \{1, 2, \dots, K\}$  represents the total number of  $K$  accessible clients in the system and we expect  $k$  out of which to be selected in each round. The training round is characterized by  $t \in \mathcal{T} \triangleq \{1, \dots, T\}$  and for each training round, there is a chance for the clients to drop-out as a result of technical failures (or the client proactively quits the training process). To model this critical concern, we introduce a flag bit i.e.,  $x_{i,t}$ , to capture the status of client  $i$  in round  $t$ . Formally,  $x_{i,t} = 1$  means the training of client  $i$  would succeed (under the premise that it has been selected for this round, of course) and vice versa. Finally, the selection decision in round  $t$  can be captured by  $A_t$ , which is the scheduling target that we hope to optimize. Now we would detail the formal setting of our system model.

##### A. Basic Assumption on System Model

1) *Selection fraction*: As we note before that we need to select  $k$  out of  $K$  clients in each round, formally we need to ensure:

$$|A_t| = k \quad t \in \mathcal{T} \quad (1)$$

where  $|A_t|$  is the cardinality of the selection. Or alternatively, it can be in the form of:

$$\sum_{i=1}^K \mathbb{I}_{\{i \in A_t\}} = k \quad t \in \mathcal{T} \quad (2)$$

This cardinality assumption is derived from the fact of limited bandwidth for model distribution and is typically adopted in FL selection problems (see [1], [20], [21]).

2) *Expected fairness constraint*: In the real training scenario, data resides in clients are normally heterogeneous and therefore have its own value in promoting training performance. If we intentionally skip the training of some clients (perhaps those with a higher probability to drop-out), then most likely, the final model accuracy would suffer an undesirable loss since not all the available data is covered in the training.

As such, we need to impose an *expected fairness constraint* to the selection process. More concretely, we need to make sure that the expected selected time of each of the clients should at least be  $\sigma_t$ , such that each client is given at least some chance to get involved. Formally, we need:

$$\mathbb{E} [\mathbb{I}_{\{i \in A_t\}}] \geq \sigma_t \quad \forall t \in \mathcal{T}, \forall i \in \mathcal{K} \quad (3)$$

Informally, it is not hard to find that the higher the value of  $\sigma_t$  is, the evener the expected times of selection of the available clients would become. In this regard, we refer to  $\sigma_t$  as *fairness quota*, which directly measures the fairness degree of this

round of selection. Also, we note that we need some rational assumptions to bound the fairness quota. Specifically, we need  $0 \leq \sigma_t \leq k/K$  holds for any  $t$ . This assumption is necessary. If not imposing the constraint on the fairness quota, it can be deduced that  $\mathbb{E} \left[ \sum_{i=1}^K \mathbb{I}_{\{i \in A_t\}} \right] > k$ , and as per Eq. (2), the problem has no feasible solution by this setting. Besides, it is noticeable that we allow the fairness quota in each round not necessarily be the same. This setting is associated with some intrinsic features of FL training, which we will detail in our experimental part.

3) *Cumulative effective participation*: Factually, the training processes of volatile clients are not always bound to succeed. During training, there are various kinds of reasons for the clients to drop-out (or crash), i.e., not capable of returning models to the server on time. For example, clients might unintentionally shut down the training process due to resource limitations. Or perhaps clients are too slow to return the post-trained model, leading to a futile participation<sup>1</sup>. From the perspective of an FL server, a frequent failure of the clients is the least desirable to see, and therefore, those "stable" clients are more welcome than the "volatile" ones. To model this particular concern, we aim to maximize *Cumulative Effective Participation* (CEP), i.e., the total number of post-trained models that have been successfully returned. Formally, we need to maximize:

$$\text{CEP} = \sum_{t=1}^T \sum_{i \in A_t} x_{i,t} \quad (4)$$

But please note that  $x_{i,t}$  is not known to the scheduler before the decision  $A_t$  is made.

##### B. Basic Problem

Aiming at maximizing the cumulative effective participation, namely, the number of on-time return of the post-trained models, we set up an offline selection problem for our system, as follows:

$$\begin{aligned} P1 : \quad & \max_{\{A_t\}} \quad \text{CEP} = \sum_{t=1}^T \sum_{i \in A_t} x_{i,t} \\ & \text{s.t.} \quad (2), (3) \end{aligned} \quad (5)$$

The scheduling may be simple in form but indeed unsolvable in an offline optimization mode. The main impediment is the unavailability of the clients' success status  $x_{i,t}$  and the issue might be complicated as we do not make any assumption on it in a statistical view. Typically, some literature (e.g. [16]) would assume  $x_{i,t}$  to be identically sampled from a specific distribution (a Bernoulli one, for example) with an unknown parameter. However, this theoretical assumption may not work in practice as a result of the temporal effect of crashes. More explicitly, considering the technical failure of a client that lasts for several rounds. In this case,  $x_{i,t}$  of each round is hard to say identically sampling from a stationary distribution. Moreover, there is plenty of uncertainty that might cause the sampling

<sup>1</sup>In our deadline-based aggregation scheme, FL server would set up a deadline for collecting models from clients and model submitted after which would be dropped.

distribution to "shift". For example, a client moves to a new venue with an inferior network condition, causing a greater probability of model transmission failure during her stay.

Facing the above challenges, in our work, we **will not** make any statistical assumptions on  $x_{i,t}$ . Instead, we can simply comprehend  $x_{i,t}$  as a "pre-destined" value sequence that is determined before scheduling (i.e., when  $t = 0$ ), but of course, unknown to the scheduler until it was scheduled. Outwardly, the problem-solving under this casual setting appears to be hopeless, but an adaptive learning solution, known as adversarial bandit, could still promise us a well-defined theoretical performance bound. Being inspired, now we shall detail our transformation of the problem into an adversarial bandit setting.

### C. Transferred Problem Based on Adversarial Bandit

In an adversarial bandit, each client could be interpreted as a *base arm*, and  $A_t$ , which captures a  $k$ -combination of the base arms, is often called a *super arm*. During each pull of the super arm, the outcomes<sup>2</sup> (or the success flag bit  $x_{i,t}$ ) of the selected base arms would be revealed to the scheduler, and further constitute the historical pull record, which is formally given by  $\mathcal{H}_t \triangleq \{x_{i,t'}\}_{i \in A_t: 1 \leq t' \leq t-1}$ . Normally, an adversarial bandit is solved by the random arm selection in order to guarantee a well-defined bound of regret (i.e., the greatest performance gap to the optimal given arbitrary sequence of  $x_{i,t}$ ), since a deterministic scheme would certainly select those arms with  $x_{i,t} = 0$  given some specific sequence of  $x_{i,t}$  (see section 11.1 in [24] for detail explanation).

Being inspired, targeting a random selection solution under the adversarial bandit setting, we develop a learning-based online scheduling problem, as follows:

$$\begin{aligned} P2: \quad & \max_{\{p_{i,t}\}} \sum_{t=1}^T \mathbb{E}[x_t | \mathcal{H}_t] \\ \text{s.t.} \quad & \sum_{i=1}^K p_{i,t} = k \quad \forall t \in \mathcal{T} \\ & p_{i,t} \geq \sigma_t \quad \forall t \in \mathcal{T}, \forall n \in \mathcal{N} \end{aligned} \quad (6)$$

where  $p_{i,t}$  denotes the selection probability of arm  $i$  in round  $t$  and the expectation in the objective is with respect to the random selection of the algorithm<sup>3</sup>. Trivially, we can expand the objective by  $\sum_{t=1}^T \mathbb{E}[x_t | \mathcal{H}_t] = \sum_{t=1}^T \sum_{i=1}^K p_{i,t} x_{i,t}$ , which essentially represents the expected cumulative effective participation given the chosen probability  $\{p_{i,t}\}_{i \in \mathcal{K}, t \in \mathcal{T}}$ . Moreover, to connect  $P1$  with  $P2$ , we inform the readers of the following important notes:

- 1) The optimization target in  $P2$  has correspondingly transferred (in comparison with  $P1$ ). In  $P2$ , we need to deter-

<sup>2</sup>In an adversarial bandit, the outcomes (i.e., the success flag bit  $x_{i,t}$ ) are assumed to be deterministically chosen by an "adversarial", which demonstrates the origin of its name "adversarial bandit". To prevent confusion, we recommend non-expert readers to consistently adopt our former description of  $x_{i,t}$ , i.e., a deterministic sequence fixed in the first place.

<sup>3</sup>The selection probability  $p_{i,t}$  of an random algorithm is deterministic given the historical record  $\mathcal{H}_t$ , since the algorithm deterministically adjusts the selection probability based on the history. As such, the only uncertainty in round  $t$  is the randomness of selection given the fixed  $p_{i,t}$ .

mine for the random algorithm about how to deterministically decide  $p_{i,t}$  given historical record  $\mathcal{H}_t$  such that the cumulative effective participation could be maximized.

- 2) The two rewritten constraints in  $P2$  correspond to Eqs. (2) and (3) in  $P1$ , respectively. By the first constraint, we ensure  $\sum_{i=1}^K p_{i,t} = \mathbb{E}[\sum_{i=1}^K \mathbb{I}_{\{i \in A_t\}}] = k$ , which is an expected form of the cardinality constraint, and similarly, by the second one we have  $p_{i,t} = \mathbb{E}[\mathbb{I}_{\{i \in A_t\}}] \geq \sigma_t$ , which is exactly its counterpart form in  $P1$ . Notably,  $P2$  is not an equal transformation but a relaxed version of  $P1$ , since 1) we only constrain the expectation property of selection (more concretely, we allow  $|A_t| \neq k$  but only ensure its means to be  $k$ ), 2) the objective function has transferred to an expected form. Despite the relaxation imposed by  $P2$ , we need to note that our later proposed algorithm, though is a random selection process, would provide solution that not only ensures the relaxed expectation-based properties, but also guarantees the strict cardinality constraints as per Eq. (2). Or more explicitly, we claim that our proposed algorithm is able to provide strict solution under  $P1$ .

## V. SOLUTION AND ALGORITHMS

In this section, we shall give a solution about how to determine the selection probability of different arms such that the cumulative effective participation is being maximized in  $P2$ . Before our formal introduction, we shall first give a preliminary illustration of Exp3, a rather intuitive solution of adversarial bandit problem, which serves as the base of our proposed solution.

### A. Preliminary introduction on canonical Exp3

In Exp3, we need the *unbiased estimation* (see section 11.2 in [24]) of the real outcome of arms, such that each piece of obtained historical data could precisely depict the real success status of clients, but not being influenced by the stochastic selection. Formally, the unbiased estimation  $\hat{x}_{i,t}$  is modeled as follows:

$$\hat{x}_{i,t} = 1 - \frac{\mathbb{I}_{\{i \in A_t\}}}{p_{i,t}} (1 - x_{i,t}) \quad (7)$$

It can be found that  $\mathbb{E}[\hat{x}_{i,t}] = x_{i,t}$ , which means that our defined  $\hat{x}_{i,t}$  is exactly one of the unbiased estimation of  $x_{i,t}$ . Using the unbiased estimation, the *exponential weights*, which reflect our expectation of the "prospect of an arm", can be formulated as follows:

$$w_{i,t+1} = w_{i,t} \exp(\eta \hat{x}_{i,t}) \quad (8)$$

As the obtained weights reflect our estimation of each arm's potential outcome, intuitively, we might need to allocate more selection probability to those with a high weight. Moreover, we need to ensure the allocated probability sums up to 1. An intuitive way to achieve the requirements is to calculate the allocated probability as follows:

$$p_{i,t} = \frac{w_{i,t}}{\sum_{j: i, j \in \mathcal{K}_n} w_{j,t}} \quad (9)$$

However, the canonical Exp3 could only apply to the situation that only one arm is selected in each round. Moreover, the

canonical Exp3 cannot guarantee the selection probability of each arm at least greater than a constant, so we need some adaptations towards which in order to accommodate the fairness constraint in our context. In our next subsection, we shall introduce our adaptation based on an elementary framework [25] for adversarial bandit with multiple plays.

### B. EXP3 with multiple play and fairness constraint

1) *Unbiased estimation and exponential weights*: In our fairness guaranteed Exp3 solution, we consistently use the same unbiased estimation of  $x_{i,t}$  as in the canonical one, namely:

$$\hat{x}_{i,t} = 1 - \frac{\mathbb{I}_{\{i \in A_t\}}}{p_{i,t}}(1 - x_{i,t}) \quad (10)$$

Intuitively, we can derive that  $\hat{x}_{i,t} \in (-\infty, 1]$  and  $\mathbb{E}[\hat{x}_{i,t}] = x_{i,t}$ .

But the exponential weights update should be modified to:

$$w_{i,t+1} = \begin{cases} w_{i,t} \exp\left(\frac{(k-K\sigma_t)\eta\hat{x}_{i,t}}{K}\right) & i \notin S_t \\ w_{i,t} & i \in S_t \end{cases} \quad (11)$$

where  $0 < \eta < 1$  denotes the learning rate of weights update.  $S_t$  is the set of clients that experience probability overflow during the probability allocation stages, which will be specified later. The in-depth reason of this modification is available in our proof of regret (see Appendix A).

2) *Probability allocation*: Given the exponential weights of clients, the way we derive probability allocation should be revised to a more sophisticated form, in order to accomodate  $\mathbb{E}[\mathbb{I}_{\{i \in A_t\}}] \geq \sigma_t$  (i.e., the expected fairness constraint) and  $\sum_{i=1}^K p_{i,t} = k$  (i.e., the cardinality constraint). In order to qualify these two constraints, our idea is to first allocate a total amount of  $\sigma_t$  probability to each client to accomodate the fairness constraint, and then further allocate the residual amount of probability (i.e.,  $k - K\sigma_t$ , since  $\sum_{i=1}^K p_{i,t} = k$ , which is imposed by the cardinality constraint) according to the clients' weight. Formally, we give:

$$p_{i,t} = \sigma_t + (k - K\sigma_t) \frac{w_{i,t}}{\sum_{j \in \mathcal{K}} w_{j,t}} \quad (12)$$

However, a critical issue might persist in this form of probability allocation: the allocated  $p_{i,t}$  would be possibly greater than 1 if the exponential weight of a client is too large! We refer to such a unexpected phenomenon as *probability overflow* and it might cast an disruptive impact to the learning process since  $\mathbb{E}[\mathbb{I}_{\{i \in A_t\}}] \neq p_{i,t}$  if this happens. To address the overflow phenomenon, we shall employ a capping-based revision for the probability allocation.

Formally, we need to rewrite Eq. (12) as follows:

$$p_{i,t} = \sigma_t + (k - K\sigma_t) \frac{w'_{i,t}}{\sum_{j \in \mathcal{K}} w'_{j,t}} \quad (13)$$

where  $w'_{i,t} = \min\{w_{i,t}, (1 - \sigma_t)\alpha_t\}$ .

Informally, by introduction of the revised weights, we cap those weights that are too large to a smaller value, i.e.,  $\alpha_t$ , such that the selection probability of those "overflowed" clients would be capped to 1. Now the problem has transferred to

choose a proper  $\alpha_t$ , making  $p_{i,t} \leq 1$  holds for all  $i$ . But before we introduce how to derive  $\alpha_t$ , we shall first determine the existence of at least one qualified  $\alpha_t$  to ensure the applicability of our capping method. Here we need the following claim:

**Claim 1.** *By the calculation indicated by Eq. (13), there exists at least one qualified  $\alpha_t$  such that  $p_{i,t} \leq 1$  holds for all  $i \in \mathcal{K}$ .*

*Proof.* To formally start our proof, we need the following observation: For any  $i \in \mathcal{K}$ ,

$$p_{i,t} \leq \sigma_t + (k - K\sigma_t) \frac{(1 - \sigma_t)\alpha_t}{\sum_{j \in \mathcal{K}} w'_{j,t}} \quad (14)$$

Now we let  $\alpha_t = \min_{i \in \mathcal{K}} \{w_{i,t}/(1 - \sigma_t)\}$ . Then we know  $\sum_{j \in \mathcal{K}} w'_{j,t} = K\alpha_t(1 - \sigma_t)$ . It follows that the Right Hand Side (R.H.S) of the above inequality is equivalent to  $\sigma_t + \frac{k - K\sigma_t}{K}$ , by which we can ensure that  $p_{i,t} \leq 1$  since  $k \leq K$ . As such, we conclude that there exist at least one  $\alpha_t$  that ensures  $p_{i,t} \leq 1$  for any  $i$ , which completes the proof.  $\square$

By Claim 1, we ensure the existence of  $\alpha_t$  such that  $p_{i,t} \leq 1$  holds for all  $i$ . But to determine our selection of  $\alpha_t$ , we should note that  $\alpha_t$  should be set as large as possible<sup>4</sup>. As such, following the observation as per inequality (14), we indeed need to set  $\alpha_t$  as follows :

$$\sigma_t + (k - K\sigma_t) \frac{(1 - \sigma_t)\alpha_t}{\sum_{j \in \mathcal{K}} w'_{j,t}} = 1 \quad (15)$$

Or alternatively, it can be transformed to:

$$\frac{\alpha_t}{\sum_{j \in \mathcal{K}} w'_{j,t}} = \frac{1}{k - K\sigma_t} \quad (16)$$

By this setting, we maximize  $\alpha_t$  while making  $p_{i,t} \leq 1$  for any client  $i$ . Then we shall find the solution of Eq. (16). First, it is noticeable that the possible "structures" of  $\sum_{j \in \mathcal{K}} w'_{j,t}$  are finite. Then we can simply divide it into at most  $N - 1$  cases. Let  $\Psi_{i,t} = w_{i,t}/(1 - \sigma_t)$ . Formally, we assume *case v* satisfying:  $\Psi_{i_v,t} \leq \alpha_t < \Psi_{i_{v+1},t}$  where  $i_v$  denotes the  $v$ -th smallest  $\Psi_{i,t}$ . As the structure of  $\sum_{j \in \mathcal{K}} w'_{j,t}$  is fixed for case  $v$ , we can derive:

$$\sum_{w_{j,t} \leq \Psi_{i_v,t}} \frac{w_{j,t}}{\alpha_t} + \sum_{w_{j,t} > \Psi_{i_v,t}} (1 - \sigma_t) = k - K\sigma_t \quad (17)$$

Reorganizing the term, we have:

$$\alpha_t = \frac{\sum_{j \in \mathcal{K}: \Psi_{j,t} \leq \Psi_{i_v,t}} w_{j,t}}{k - K\sigma_t - (K - v)(1 - \sigma_t)} \quad (18)$$

By iterating all the cases and checking if the calculated  $\alpha_t$  satisfies the premise, i.e.,  $\Psi_{i_v,t} \leq \alpha_t < \Psi_{i_{v+1},t}$ , finally we are allowed to derive a feasible  $\alpha_t$ .

3) *Algorithms*: For ease of better comprehension of our proposed selection solution, we present the detailed procedure of our Exp3-based Client Selection (E3CS) for Federated Learning in Algorithm 1, in which two sub-algorithms: AL-

<sup>4</sup>Too see why we need this, considering the case when setting  $\alpha_t \rightarrow 0$ , then the allocation differentiation is completely eliminated (i.e., all the clients share the same probability), which contradicts our tenet to give more chances to the stable contributors.

**Algorithm 1** Exp3-based Client Selection (E3CS) for Federated Learning**Input:**

Local data set of client  $i$ ;  $\mathcal{D}_i$   
 The number of involved clients each round;  $k$   
 Fairness quota;  $\{\sigma_t\}$   
 Learning rate;  $\eta$   
 Final round;  $T$

**Output:**

Global network model;  $\Theta_T$

```

1: Initialize  $w_{i,1} = 1$  for  $i = 1, 2, \dots, K$ 
2: for  $t = 1, 2, \dots, T$  do
3:    $\{p_{i,t}\}, S_t = \text{ProbAlloc}(k, \sigma_t, \{w_{i,t}\})$ 
4:    $A_t = \text{DepRound}(k, \{p_{i,t}\})$ 
5:   Distribute  $\Theta_t$  to clients in  $A_t$  and start training
6:   repeat
7:     if model of client  $i$  is received then
8:        $x_{i,t} = 1, \Theta_{i,t} = \text{SGD}(\Theta_t, \mathcal{D}_i)$ 
9:     else
10:       $x_{i,t} = 0, \Theta_{i,t} = \Theta_t$ 
11:    end if
12:    until deadline is met
13:     $\Theta_{t+1} = \sum_{i=1}^K \frac{|\mathcal{D}_i|}{\sum_{j=1}^K |\mathcal{D}_j|} \Theta_{i,t}$ 
14:     $\hat{x}_{i,t} = 1 - \frac{\mathbb{I}_{\{i \in A_t\}}}{p_{i,t}} (1 - x_{i,t})$  for  $i = 1, 2, \dots, K$ 
15:    for  $i = 1, 2, \dots, K$ :
       $w_{i,t+1} = \begin{cases} w_{i,t} \exp\left(\frac{(k-K\sigma_t)\eta\hat{x}_{i,t}}{K}\right) & i \notin S_t \\ w_{i,t} & i \in S_t \end{cases}$ 
16: end for
```

gorithms 2 and 3 are employed. Basically, E3CS runs with the following procedure:

- **Initialization:** Initialize the exponential weights of all the clients to 1 in the first round and then the algorithm formally goes into the iterative training process.

**Algorithm 2** Probability Allocation (ProbAlloc)**Input:**

The number of involved clients each round;  $k$   
 Fairness quota;  $\{\sigma_t\}$   
 Exponential Weight for round  $t$ :  $\{w_{i,t}\}$

**Output:**

Probability allocation for round  $t$ :  $\{p_{i,t}\}$

```

1: if  $\sigma_t + (k - K\sigma_t) \frac{\max_{i \in \mathcal{K}} \{w_{i,t}\}}{\sum_{j \in \mathcal{K}} w_{j,t}} > 1$  then
2:   Decide  $\alpha_t$  such that:  $\frac{\alpha_t}{\sum_{j \in \mathcal{K}} w'_{j,t}} = \frac{1}{k - K\sigma_t}$ 
3:    $S_t = \{i \in \mathcal{K} : w_{i,t} > (1 - \sigma_t)\alpha_t\}$ 
4:    $w'_{i,t} = \min\{w_{i,t}, (1 - \sigma_t)\alpha_t\}$  for  $i = 1, 2, \dots, K$ 
5:    $p_{i,t} = \sigma_t + (k - K\sigma_t) \frac{w'_{i,t}}{\sum_{j \in \mathcal{K}} w'_{j,t}}$  for  $i = 1, 2, \dots, K$ 
6: else
7:    $S_t = \emptyset$ 
8:    $p_{i,t} = \sigma_t + (k - K\sigma_t) \frac{w_{i,t}}{\sum_{j \in \mathcal{K}} w_{j,t}}$  for  $i = 1, 2, \dots, K$ 
9: end if
10: Return  $\{p_{i,t}\}, S_t$ 
```

- **Probability allocation:** In each iteration, Algorithm 2, which calculates the probability allocation as per we describe in section V-B2, is called into execution and return the probability allocation  $\{p_{i,t}\}$  and overflowed client set  $S_t$ .
- **Stochastic selection:** Then our incoming task is to stochastically select the clients based on the obtained probability. This specific task is done by Dependent Rounding (DepRound, Algorithm 3), which was originally proposed in [26] and was first used by [25] for random selection in a combinatorial bandit setting. The trick behind DepRound is that it ensures that there are at most  $K$  rounds of iteration for its while loop, and as long as it breaks the loop, there are always  $k$  elements are set to 1 while others  $K - k$  elements are to 0. Also, with the following fact:

$$\begin{aligned}
 & (p_i + \alpha) \cdot \frac{\beta}{\alpha + \beta} + (p_i - \beta) \cdot \frac{\alpha}{\alpha + \beta} \\
 &= (p_i - \alpha) \cdot \frac{\beta}{\alpha + \beta} + (p_i + \beta) \cdot \frac{\alpha}{\alpha + \beta} \quad (19) \\
 &= p_i
 \end{aligned}$$

it can be ensured that  $E[p_{i,\tau+1}] = E[p_{i,\tau}] = p_i$ , where  $\tau$  is the number of round of the inner-while loop, which is to say, when it breaks the last round of while-loop (denoted by  $\tau_e$ ),  $\mathbb{E}[p_{i,\tau_e}] = p_i$  still holds! In other words, an element  $i$  of  $\mathbf{p}_{\tau_e}$  equals to 1 with probability  $p_i$ . And since we choose the elements that equals 1 as our ultimate selection, we can ensure each client would be selected with the probability of  $p_i$ .

- **Local training and aggregation:** Once Algorithm 3 returns the selection set  $A_t$ , our main algorithm would distribute the global model  $\Theta_t$  to the selected clients, who will immediately start local training (e.g., conduct SGD). At the same time, the server would wait for a fixed deadline and once the deadline is met, models aggregation would be made based on the new models' parameters (specifically, those models that are not successfully returned on time, or simply not being chosen into training would remain the same as the last round, while the re-uploaded ones would substitute the olds). However, please note that our presented pseudocode of aggregation (specifically, lines 6-13 in Algorithm 1) does not accurately depict the parallel features of training. We tend to believe that readers who are familiar with federated learning should be able to comprehend our intention. Excessive emphasis on the aggregation may inversely overshadow the client selection part.
- **Exponential weight update:** After the aggregation is done, we need to update our "expectation" of clients (or arms). This part of update process is consistent with Eqs. (10) and (11).

*C. Theoretical Regret Guarantee*

In this sub-section, we might need to evaluate our proposed solutions at a theoretical level. Let us first define an optimal

**Algorithm 3** Dependent Rounding (DepRound)**Input:**

The number of involved clients each round;  $k$   
 The selection probability;  $\{p_{i,t}\}$

**Output:**

Selection for round  $t$ :  $\{A_t\}$

- 1: **while** there is an  $i$  with  $0 < p_i < 1$  **do**
- 2:   Choose distinct  $i$  and  $j$  with  $0 < p_i < 1$  and  $0 < p_j < 1$
- 3:   Set  $a = \min\{1 - p_i, p_j\}$  and  $b = \min\{p_i, 1 - p_j\}$
- 4:   Update  $p_i$  and  $p_j$  as

$$(p_i, p_j) = \begin{cases} (p_i + a, p_j - a) & \text{with probability } \frac{b}{a+b} \\ (p_i - b, p_j + b) & \text{with probability } \frac{a}{a+b} \end{cases}$$

5: **end while**

6:  $A_t = \{i : p_i = 1, i \in \mathcal{K}\}$

7: **Return**  $A_t$

solution of  $P1$ , under the strict fairness constraint and the cardinality constraint.

**Definition 1** (optimal solution). *If a random algorithm uses the following probability allocation for client selection:*

$$p_{i,t}^* = q_{i,t}^* (k - K\sigma_t) + \sigma_t \quad (20)$$

where  $q_{i,t}^*$  is the optimal allocation quota of  $k - K\sigma_t$  probability, then it yields an optimal solution for  $P2$ .

The definition is quite intuitive. We simply reserve  $\sigma_t$  probability for each client and optimally allocate the residual  $k - K\sigma_t$  probability. Based on our definition, it is not hard to derive the optimal expected Cumulative Effective Participation until round  $T$  ( $CEP_T^*$ ):

$$\mathbb{E}[CEP_T^*] = \sum_{t=1}^T \sum_{i \in \mathcal{K}} (q_{i,t}^* (k - K\sigma_t) + \sigma_t) x_{i,t} \quad (21)$$

Given  $\mathbb{E}[CEP_T^*]$ , we are interested in comparing the performance of E3CS with the optimal, so we give the following definition of regret:

**Definition 2** (regret of E3CS). *Given  $\mathbb{E}[CEP_T^*]$ , the regret of E3CS (or performance gap to the optimal) is given by*

$$R_T = \mathbb{E}[CEP_T^*] - \mathbb{E}[CEP_T^{E3CS}] \quad (22)$$

where  $\mathbb{E}[CEP_T^{E3CS}] = \sum_{t=1}^T \sum_{i=1}^K p_{i,t} x_{i,t}$ .

Now we introduce an upper-bound of the defined regret, as in Theorem 1.

**Theorem 1** (Upper bound of regret). *The regret of E3CS is upper-bounded by:*

$$R_T \leq \eta \sum_{t=1}^T (k - K\sigma_t) + \frac{K}{\eta} \ln K \quad (23)$$

and if  $\eta = \sqrt{\frac{K \ln K}{\sum_{t=1}^T (k - K\sigma_t)}}$ , we have:

$$R_T \leq 2\sqrt{\sum_{t=1}^T K(k - K\sigma_t) \ln K} \quad (24)$$

*Proof.* Completed proof is available in Appendix A.  $\square$

*Remark.* Noticeably, the regret of E3CS would diminish to 0 as  $\sigma_t \rightarrow k/K$ . This phenomenon can be explained by looking into what happens if  $\sigma_t = k/K$ : both E3CS and the optimal solution yield the same solution, which is essentially an even random selection among clients, so the regret would be exactly 0! At the other extreme when  $\sigma_t = 0$  for all  $t$ , the regret would be reduced to  $R_T \leq 2\sqrt{TKk \ln K}$  if  $\eta = \sqrt{\frac{K \ln K}{Tk}}$ . In this case, the derived bound of regret under multiple play setting is  $\sqrt{k}$  times of that of the canonical single play Exp3 (see Theorem 11.1 in [24])

## VI. EXPERIMENTS

In this section, we shall present the experimental results of our proposed client selection solution. The evaluation is based on real training in two iconic public datasets: CIFAR-10 and EMNIST-Letter. Now we shall first illustrate the setting of our simulation environment.

### A. Setup

#### 1) Basic setting:

- **Programming and running environment:** We have implemented E3CS and the volatile training feature to an open-source light-weighted federated learning simulator named FLSim<sup>5</sup>, which is built on the basis of PyTorch and has efficiently implemented parallel training for the learning process. In terms of the runtime environment, all the computation in our simulation is ran by a high-performance workstation (Dell PowerEdge T630 with 2xGTX 1080Ti).

- **Simulation of volatile clients:** In our simulation, a total number of  $K = 100$  volatile clients are available for selection, and in each round,  $k = 20$  of which are being selected. Under a volatile training context, clients might suffer unexpected drop-out during their training. In our experiment, we adopt Bernoulli distribution to simulate the training status of clients. Formally, we have  $x_{i,t} \sim \text{Bern}(\rho_i)$  where  $\rho_i$  is the success rate of client  $i$ . To simulate the heterogeneous property of clients, we equally divide the whole set of clients into 4 classes, with the success rate respectively set as 0.1, 0.3, 0.6, and 0.9.

- **Simulation of data distribution:** We simulate the data distribution by both iid and non-iid distribution. 1) For an iid one, each client independently sample  $|\mathcal{D}_i|$  pieces of data from the training set. 2) For a non-iid distribution, we randomly select one primary label for each client. Then we sample  $\alpha \times |\mathcal{D}_i|$  pieces of data from those coincide with their primary label and  $(1 - \alpha) \times |\mathcal{D}_i|$  from those with the remaining labels. Noticeably, the larger the value of  $\alpha$  is, the larger non-iid extent the data distribution will be.

- **Datasets and network structure:** To evaluate the training performance, we prepare two tasks for FL to conquer: EMNIST-Letter and CIFAR-10. For EMNIST-Letter, we

<sup>5</sup>source code available in <https://github.com/iQua/flsim>



TABLE I  
PARAMETERS SETTING OF FL TRAINING. SYMBOLS THAT DO NOT  
APPEAR IN OTHER PLACES OF THIS PAPER WOULD BE WRITTEN AS "-".

Setting	Symbols	Task 1	Task 2
Dataset	-	EMNIST-Letter	CIFAR-10
# of labels	-	26	10
Max # of rounds	$T$	400	2000, 3000
# of data per client	$ \mathcal{D}_i $	1000	600
Learning rate of E3CS	$\eta$	0.6	0.6
Optimizer	-	SGD	SGD
Learning rate of SGD	-	$5 \times 10^{-3}$	$5 \times 10^{-3}$
Momentum	-	0.9	0.9
Local epoches	-	3	3
Batch size	-	40	40

employ a CNN with two 5x5 convolution layers (each with 10 channels), followed with 2x2 max pooling and two fully connected layers with respective 1280 and 256 units, and finally a softmax output layer. For CIFAR-10, which is known to be a harder task, we use another CNN model with two 5x5 convolution layers (each with 64 channels), also followed with 2x2 max pooling, two fully connected layers with 384 and 192 units, and finally a softmax output layer.

- Other training related setting is available in Table I.

2) *Baselines and evaluated methods*: We prepare two baselines of state-of-the-art client selection scheme for an evaluation purpose:

- **FedCS**: FedCS is originally proposed by Nishio *et al.* in [11] but the original proposal does not involve consideration of a volatile training context. As such, we make a minor revision to the algorithm in order to adapt it to our context. The basic idea of FedCS is essentially to schedule clients that are faster in order to obtain more successful returns before the deadline. In our context, we assume that FedCS will consistently choose those clients with the highest success rate and we allow FedCS to be prophetic, i.e., it has full information on the success rate of clients.
- **Random**: Random selection is the vanilla [2], but also the most-accepted selection scheme employed in FL. In random selection, each client has an equal chance to be chosen.

Based on the different settings of  $\sigma_t$ , we need to evaluate the performance of the following schemes:

- **E3CS-0**: fairness quota  $\sigma_t$  of E3CS is stationary and fixed to  $0 \times k/K$ . In this setting, the fairness constraint would be ineffective and the algorithm would seek to maximize the cumulative effective participation regardless of fairness.
- **E3CS-0.5**: fairness quota  $\sigma_t$  of E3CS is stationary and fixed to  $0.5 \times k/K$ . In this setting, the algorithm would reserve half of the total  $k/K$  probability to each client and allocate another half to the clients that it "believes" to have a high success rate.
- **E3CS-0.8**: fairness quota  $\sigma_t$  of E3CS is stationary and

fixed to  $0.8 \times k/K$ . In this setting, the algorithm would reserve more probability for each client and therefore is much fairer than E3CS-0.5, but still, maintain a certain "greedy" property.

- **E3CS-inc**: we allow fairness quota  $\sigma_t$  to be changing with training round  $t$  (with increment). More explicitly, we let  $\sigma_t = 1$  if  $T \geq t > T/4$  and  $\sigma_t = 0$  if  $1 \leq t \leq T/4$ . The motivation of our setting is that we want the algorithm to gain more effective participation in the beginning stage, but when training is approaching convergence, it should be better to expand the selection scope (i.e., to be fair) in order to improve the final accuracy. We will formally discuss the rationale behind this setting after we present the training result.

## B. Results

1) *Numerical results*: Before we formally present a comprehensive experiment on FL training, we shall first have a glancing look at the statistical characteristic of our proposed methods. By running 2000 rounds of simulation step, we obtain the selection records of different selection schemes over different groups of clients. The results are formally displayed in several equal-scale box plots (see Fig. 2). From the figure, we can derive the following conclusions:

- *Order of fairness*: As depicted, all the other schemes barring Random would deliver more selection frequency to the Class 1 clients, who boast the highest success rate, in order to maximize the Cumulative Effective Participation (CEP). By this bias selection, fairness degree might correspondingly hurt. Obviously, the order of fairness degree among all the selection schemes is: Random  $>$  E3CS-0.8  $\geq$  E3CS-inc  $>$  E3CS-0.5  $>$  E3CS-0  $>$  FedCS. This particular order of fairness might serve a critical function to reach effective training, which would be specified later.
- *Effectiveness of E3CS*: Another observation is that E3CS algorithms are able to learn the most reliable clients by only a modicum number of trying. E3CS-0, a scheme that has no regard for fairness, only wrongly selects sub-optimal classes of clients for dozens of times over a total of 2000 rounds of selection. Besides, by comparison of E3CS-0 and FedCS, we can observe another unexpected advantage of E3CS, i.e., a certain degree of fairness would be reserved if a sufficient amount of clients shares the same (or near) high success ratio. Take our setting as an example. In our setting, FedCS would unchangeably choose specific 20 out of 25 Class 1 clients, but by contrast, E3CS-0 would share the most probability over all the 25 clients in Class 1 while giving minor probability (resulting from the cost of learning) to others classes of clients. This random selection mechanism gives some degree of fairness while not necessarily sacrifice a lot in terms of CEP.

In order to deliver a deeper evaluation of the algorithm's performance in terms of the success ratio i.e.,  $\sum_{t=1}^T \sum_{i \in A_t} x_{i,t}/Tk$  and the Cumulative Effective Participation (CEP), i.e.,  $\sum_{t=1}^T \sum_{i \in A_t} x_{i,t}$ , we present the evolvement

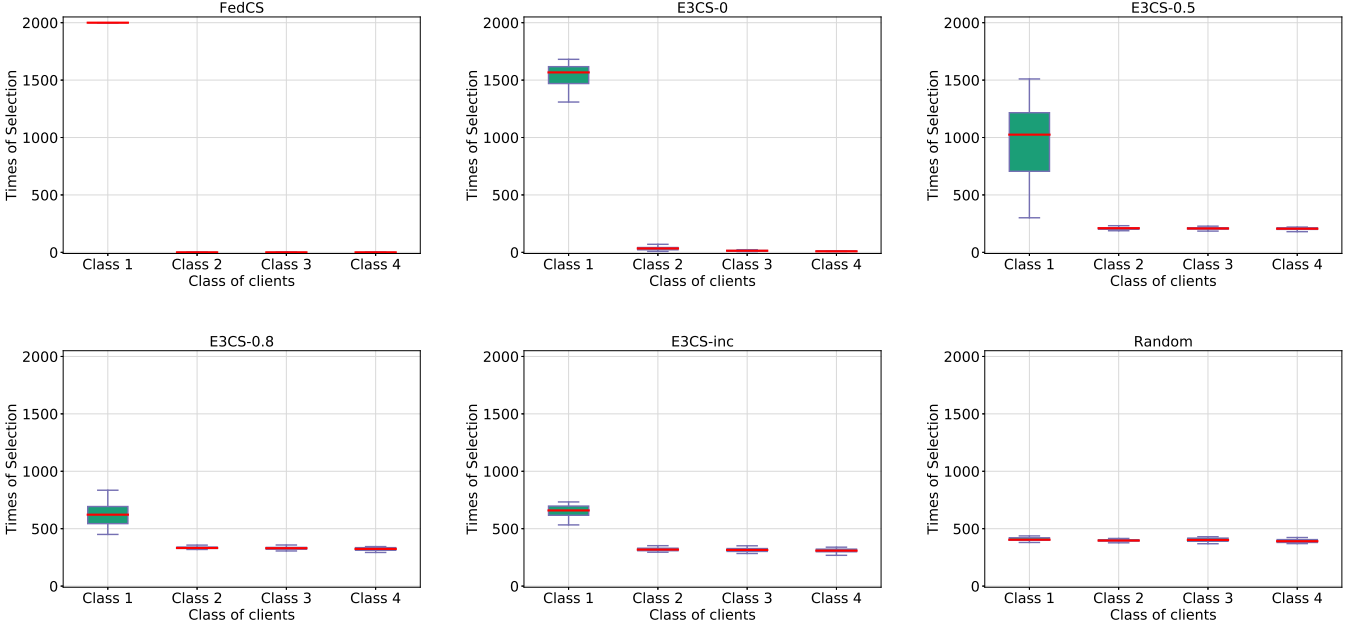


Fig. 2. Under different selection schemes, the box plots display times of selection over 4 classes of clients, respectively with success ratio 0.9, 0.6, 0.3, 0.1 and an equal division of a total number of 100 clients. The total simulated communication rounds are all set to 2000 and in each round, 20 clients are to be selected. Please note that for FedCS scheme, all the selections are dedicated towards 20 of 25 Class 1 clients, so the Inter-Quartile Range (IQR) of class 1 (which is not displayed in the plot) is 2000, while the IQR of other classes is 0.

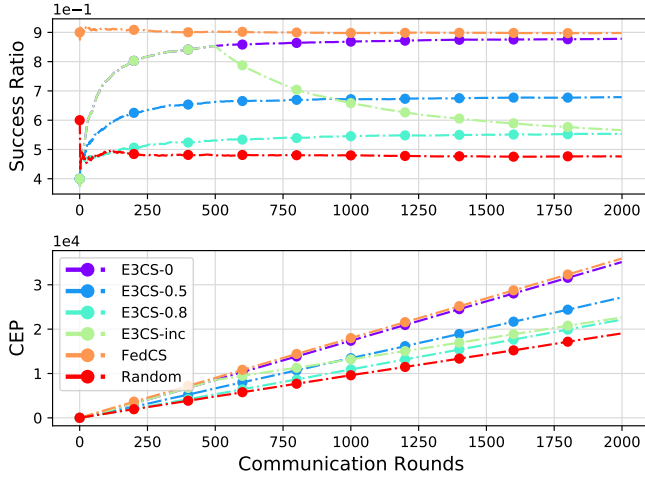


Fig. 3. Communication rounds vs. Success Ratio and Cumulative Effective Participation (CEP) and for different selection schemes.

of these two quantities with communication rounds, as depicted in Fig. 3.

From the top sub-figure, it is notable that the success ratio of all the E3CS (except E3CS-inc) shares a similar trend of convergence and the final convergence value is largely determined by the constant setting of  $\sigma_t$ , indicating that fairness quota has a negative correlation on training success ratio. This phenomenon is well justified since a larger fairness quota might necessarily expand the selection of clients that are prone to fail! Another interesting point that worth mentioning

is the E3CS-inc, which undertakes a significant turn in Round 500 i.e., the exact round of  $4/T$ . This phenomenon is also as expected since E3CS-inc essentially reduces to an unbiased random selection scheme after  $4/T$  and therefore its success ratio would be correspondingly plunged. Theoretically, E3CS-inc will eventually converge to the convergence value of Random if  $T$  goes sufficiently large.

From the bottom sub-figure, where the evolution of CEP is depicted, we can make a direct comparison of CEP over different schemes. The order of CEP over the whole training session is: FedCS > E3CS-0 > E3CS-0.5 > E3CS-inc = E3CS-0.8 > Random and that order over the first 500 rounds is FedCS > E3CS-0 > E3CS-inc > E3CS-0.5 > E3CS-0.8 > Random. The order of CEP, especially over the initial stage, has a promoting effect on the convergence speed, which will be further corroborated in our later testing on real datasets.

2) *Real training on public dataset: Task 1: EMNIST-Letter* EMNIST-Letter dataset contains a total number of 145,600 and 26 balanced classes uppercase and lowercase handwritten letters, often serving as a toy dataset for image classification.

We ran 400 communication rounds for different selection schemes in order to corroborate their impact on convergence speed and final model performance. We depict the training performance of different schemes under different non-iid extent (as reflected by  $\alpha$ ) in Fig. 4 and we also present some specialized statistical data in Table II. Basically, we derive the following observations:

- *Impact of CEP in the initial stage:* It is interesting to see that Cumulative Effective Participation (CEP) do has a conspicuous impact on convergence speed in the initial

TABLE II  
PERFORMANCE EVALUATION FOR EMNIST-LETTER. PLEASE NOTE: 1) DATA UNDER ACCURACY@NUMBER REPRESENTS THE FIRST ROUND TO REACHES A CERTAIN TEST ACCURACY. 2) NAN MEANS THAT THE ACCURACY NEVER REACHES THE CORRESPONDING SETTING OVER THE WHOLE TRAINING SESSION (400 ROUNDS) 3) THE DATA OF THE "BEST RUNNER" HAS BEEN CORRESPONDINGLY HIGHLIGHTED.

selection methods	Accuracy@65			Accuracy@75			Accuracy@85			Final Accuracy (%)		
	iid	$\alpha = 0.5$	$\alpha = 0.8$	iid	$\alpha = 0.5$	$\alpha = 0.8$	iid	$\alpha = 0.5$	$\alpha = 0.8$	iid	$\alpha = 0.5$	$\alpha = 0.8$
E3CS-0	11	19	36	23	38	68	99	173	NaN	87.21	86.15	83.92
E3CS-0.5	10	19	45	25	41	81	99	190	NaN	87.75	86.58	84.64
E3CS-0.8	12	18	54	28	38	104	113	<b>144</b>	NaN	87.84	<b>87.52</b>	84.76
E3CS-inc	10	19	36	23	37	66	<b>97</b>	158	<b>314</b>	<b>88.0</b>	87.18	<b>85.58</b>
FedCS	<b>6</b>	<b>10</b>	<b>28</b>	<b>15</b>	<b>24</b>	<b>56</b>	108	146	NaN	86.24	86.06	83.38
Random	12	18	51	28	43	102	121	213	NaN	<b>88.0</b>	86.85	84.84

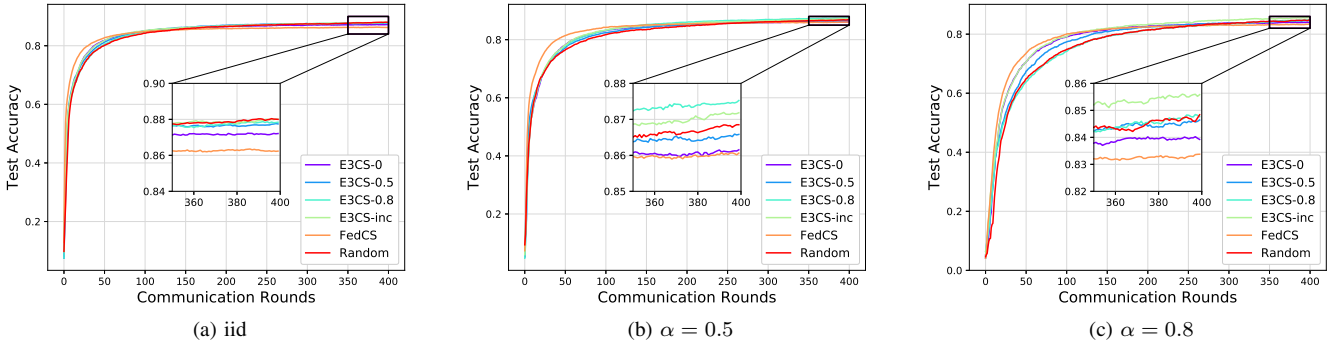


Fig. 4. Test accuracy vs. communication rounds for EMNIST-Letter.

training stage! We see that FedCS, which consistently chooses the clients with higher success rate and is confirmed by Fig. 2 to be the selection scheme with the highest CEP, obtain the fastest growth in accuracy during the first 100 rounds, but it is followed closely by E3CS-0 and E3CS-inc, which are also confirmed as having relatively high CEP in that stage. The gap of convergence speed over different schemes can also be observed in Table II, in which we found that E3CS-0, E3CS-inc, and FedCS all has been accelerated by at least roughly 20% to reach a certain fixed accuracy. Moreover, the impact on convergence speed seems to grow more significant as non-iid extent becomes greater (i.e., larger  $\alpha$ ), as the gap between the "fastest" (i.e., FedCS) and the "slowest" (i.e., Random) has further expanded under this trend. Based on such an observation and since it is generally believed that non-iid data would further enhance the training difficulty, we conjecture that the difficulty of the task might have some sort of influence on CEP's impact on convergence speed, i.e., the more difficult the task is, the greater the influence of CEP will be. This conjecture would be further corroborated in our training data of CIFAR-10, which is generally regarded as a much harder task to conquer.

- *Diminished impact of CEP:* However, the effect of CEP diminishes in the middle/late stage of training. When the accuracy reaches a sufficiently high figure, aggregating more successful returns does not benefit much to the FL process, as we can observe that other fairer schemes, e.g.,

Random, though with a smaller CEP, gradually emulates FedCS and eventually dominates it with the evolvement of the training process.

- *Impact of fairness:* The impact of fairness factor is visually observable when training reaches its convergence. For all the experimental groups, we see that the final test accuracy of the most unfair scheme, FedCS, is the lowest among the evaluated methods. The second-lowest method, i.e., E3CS-0, is also quite an "unfair" selection scheme, as it has no regard for the fairness constraint.

To sum up, by our observations, we find that 1) CEP is critical for the initial stage of training in order to yield a faster convergence speed, but, 2) the effect diminish with the training rounds goes, and that 3) the importance of fairness reinforces when the model approaches convergence. Our motivation to propose E3CS-inc is exactly based on the above observations. In E3CS-inc, we set  $\sigma_t = 0$  during the first  $T/4$  rounds, so the algorithm will have no regard for fairness and put emphasis on increasing CEP. For the later  $3T/4$  rounds, when the model has some sort of "over-fitting" on a portion of frequently selected data, we expand the selection fairness by making  $\sigma_t = 1$  (which makes it exactly an unbiased random selection), in order to make data on those seldom access clients being available for FL training. According to the current result, E3CS-inc yields a performance as we have expected: it gets a very promising convergence speed in the first stage while its final test accuracy does not suffer an undesirable drop.

Though quite inspiring, the training result of EMNIST-Letter does not fully reveal the superiority of our proposed

TABLE III

PERFORMANCE EVALUATION FOR CIFAR-10. PLEASE NOTE: 1) DATA UNDER ACCURACY@NUMBER REPRESENTS THE FIRST ROUND TO REACH A CERTAIN TEST ACCURACY. 2) NAN MEANS THE ACCURACY NEVER REACHES THE CORRESPONDING SETTING OVER THE WHOLE TRAINING SESSION (2000 ROUNDS FOR IID AND  $\alpha = 0.5$  AND 3000 ROUNDS FOR  $\alpha = 0.8$ ). 3) THE DATA OF THE "BEST RUNNER" HAS BEEN CORRESPONDINGLY HIGHLIGHTED.

selection methods	Accuracy@45			Accuracy@55			Accuracy@65			Final Accuracy (%)		
	iid	$\alpha = 0.5$	$\alpha = 0.8$	iid	$\alpha = 0.5$	$\alpha = 0.8$	iid	$\alpha = 0.5$	$\alpha = 0.8$	iid	$\alpha = 0.5$	$\alpha = 0.8$
E3CS-0	92	127	<b>344</b>	172	241	681	1145	1760	NaN	65.3	65.04	58.12
E3CS-0.5	110	175	450	197	307	854	<b>378</b>	646	NaN	71.55	69.85	63.93
E3CS-0.8	123	201	545	236	363	1073	482	686	NaN	72.09	<b>70.61</b>	64.65
E3CS-inc	99	135	371	178	243	<b>679</b>	468	<b>566</b>	<b>2143</b>	71.73	69.86	65.17
FedCS	<b>71</b>	<b>118</b>	356	<b>141</b>	<b>220</b>	752	NaN	NaN	NaN	62.6	60.61	55.88
Random	131	216	570	246	403	1127	487	789	2346	<b>72.99</b>	69.57	<b>65.99</b>

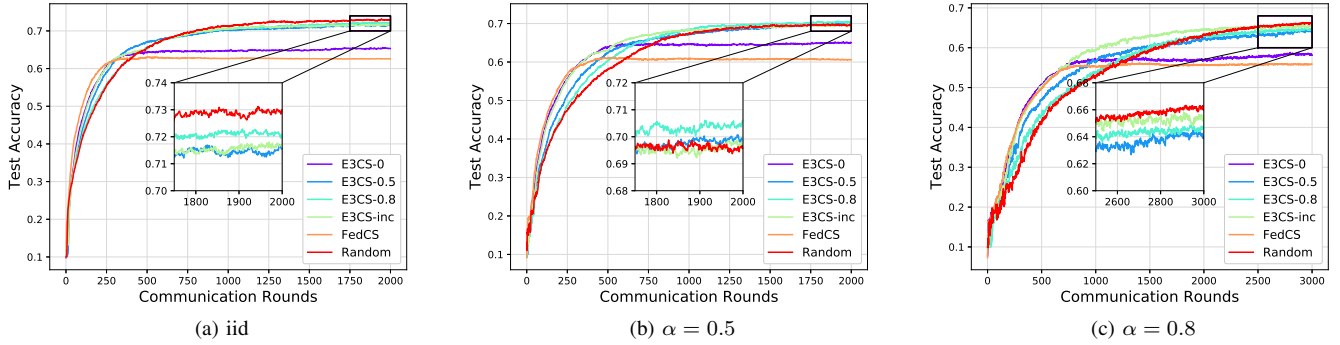


Fig. 5. Test accuracy vs. communication rounds for CIFAR-10. For the setting of iid and  $\alpha = 0.5$ , 2000 rounds of training are conducted, but for  $\alpha = 0.8$ , 3000 rounds of training are conducted, due to its slower rate to convergence.

E3CS algorithm, as we can observe only a minor improvement to the other schemes. Our later presented result, based on FL training for a much harder, but also more realistic task, CIFAR-10, would present a much conspicuous superiority of our proposed client selection solution.

**Task 2: CIFAR-10** CIFAR-10 dataset consists of 60000 32x32 color images in 10 classes, with 6000 images per class. Our task is to efficiently train a CNN global network to classify real-world images in the test set, while the images in the training set are distributed among 100 clients.

Similarly, we present our experimental result of different FL client selection schemes in Fig. 5 and Table III. And we derive the following observation:

- *Comparison of final model accuracy:* Only by the first glance of the results, we can notice a pre-mature convergence of FedCS and E3CS-0, both of which suffer at least 5% of final accuracy loss compared to other schemes with fairness consideration. This phenomenon confirms the need of involving more clients in the training process (i.e., to be fair), in order to gain a reliable training result, and further corroborates that complete greedy pursuit of CEP does not work in the FL context. Under rough calculation, we claim the following relation of final model accuracy: Random  $\geq$  E3CS-0.8  $>$  E3CS-inc  $>$  E3CS-0.5  $\gg$  E3CS-0  $>$  FedCS. This order is basically consistent with the order of selection fairness we give during our discussion on Fig. 2.

- *Comparison of convergence speed:* In terms of convergence speed, we find a very conspicuous trend about how CEP in the initial stage affects the accuracy evolvement. Approximately, we derive the following relation of convergence speed: FedCS  $>$  E3CS-0  $\geq$  E3CS-inc  $>$  E3CS-0.5  $\gg$  E3CS-0.8  $>$  Random. Amazingly, this particular order basically coincides with the order of CEP over the first T/4 rounds, which is given in our discussion on Fig. 3.
- *Instruction from E3CS-inc:* E3CS-inc yields a rather satisfying training performance in terms of convergence rate and final model accuracy. The algorithm shares a similar accuracy enhancement rate during the initial stage with the greedy solution E3CS-0, but when the continual enhancement rate drop, it is able to adaptively adjust the selection scope, so as to sustain its growth. This phenomenon corroborates the effectiveness of our derived heuristic rule of  $\sigma_t$  setting and further deliver an insightful instruction about how to efficiently handle the fairness and CEP tradeoff, i.e., it is okay to accelerate the initial training and swiftly build a usable model by consistently involving clients that are believed to be more stable, but when the model enhancement stagnates as a result of overfitting, it is better to value fairness more and have access to more diversified clients, even though the training on those volatile clients would be most likely to fail. Based on such an observation, FL operators might

be able to develop alternative ways to set  $\sigma_t$ , but our recommendation is that  $\sigma_t$  should be in an incremental form, making the importance of fairness ascending with the training process.

To sum up, during our investigation, we find that a large CEP during the initial stage would significantly accelerate the training efficiency, while a large fairness degree would ensure the data diversity and therefore yields a high final model accuracy. By this observation, we claim an approach to set  $\sigma_t$ , a quite pragmatic trick to hack the tradeoff between CEP and fairness degree.

## VII. CONCLUSION AND FUTURE PROSPECT

In this paper, we have profoundly studied the client selection problem under a volatile training context. We discover a tradeoff between cumulative effective participation and fairness during the selection process, which in essence leads to another tradeoff between training convergence speed and final model accuracy. Aiming at optimizing the tradeoffs, we propose an efficient stochastic selection algorithm termed E3CS, and for which we further design a practical setting of "fairness quota", so that the algorithm is enabled to hack the tradeoff between training convergence speed and final model accuracy: while it efficiently accelerates the training process, only a minor loss of final model accuracy is suffered.

However, there still exists other problems worth further investigation. In our paper, we adopt a deadline-based aggregation mechanism to deal with the volatile training context, but the exact setting of deadline should be very important to the training efficiency, as well as the training performance, and thereby making the issue of deadline setting worth further investigation. Or perhaps a more flexible order based-aggregation mechanism might be adopted. By adopting such a mechanism, aggregation of each round only begins when a pre-set number of models has fully returned to the server, and under the context of which, the client selection problem could be much complicated, posing new challenges for optimization.

## REFERENCES

- [1] T. Huang, W. Lin, W. Wu, L. He, K. Li, and A. Y. Zomaya, "An efficiency-boosting client selection scheme for federated learning with fairness guarantee," *arXiv preprint arXiv:2011.01783*, 2020.
- [2] H. B. McMahan, E. Moore, D. Ramage, S. Hampson *et al.*, "Communication-efficient learning of deep networks from decentralized data," *arXiv preprint arXiv:1602.05629*, 2016.
- [3] Q. Yang, Y. Liu, T. Chen, and Y. Tong, "Federated machine learning: Concept and applications," *ACM Transactions on Intelligent Systems and Technology (TIST)*, vol. 10, no. 2, pp. 1–19, 2019.
- [4] Y. Zhao, M. Li, L. Lai, N. Suda, D. Civan, and V. Chandra, "Federated learning with non-iid data," *arXiv preprint arXiv:1806.00582*, 2018.
- [5] N. Yoshida, T. Nishio, M. Morikura, K. Yamamoto, and R. Yonetani, "Hybrid-fl for wireless networks: Cooperative learning mechanism using non-iid data," in *ICC 2020-2020 IEEE International Conference on Communications (ICC)*. IEEE, 2020, pp. 1–7.
- [6] Y. Sun, S. Zhou, and D. Gündüz, "Energy-aware analog aggregation for federated learning with redundant data," in *ICC 2020-2020 IEEE International Conference on Communications (ICC)*. IEEE, 2020, pp. 1–7.
- [7] E. Jeong, S. Oh, H. Kim, J. Park, M. Bennis, and S.-L. Kim, "Communication-efficient on-device machine learning: Federated distillation and augmentation under non-iid private data," *arXiv preprint arXiv:1811.11479*, 2018.
- [8] E. Bagdasaryan, A. Veit, Y. Hua, D. Estrin, and V. Shmatikov, "How to backdoor federated learning," in *International Conference on Artificial Intelligence and Statistics*. PMLR, 2020, pp. 2938–2948.
- [9] Z. Sun, P. Kairouz, A. T. Suresh, and H. B. McMahan, "Can you really backdoor federated learning?" *arXiv preprint arXiv:1911.07963*, 2019.
- [10] H. Wang, K. Sreenivasan, S. Rajput, H. Vishwakarma, S. Agarwal, J.-y. Sohn, K. Lee, and D. Papailiopoulos, "Attack of the tails: Yes, you really can backdoor federated learning," *arXiv preprint arXiv:2007.05084*, 2020.
- [11] T. Nishio and R. Yonetani, "Client selection for federated learning with heterogeneous resources in mobile edge," in *ICC 2019-2019 IEEE International Conference on Communications (ICC)*. IEEE, 2019, pp. 1–7.
- [12] Q. Zeng, Y. Du, K. K. Leung, and K. Huang, "Energy-Efficient Radio Resource Allocation for Federated Edge Learning," *arXiv:1907.06040 [cs, math]*, Jul. 2019, arXiv: 1907.06040. [Online]. Available: <http://arxiv.org/abs/1907.06040>
- [13] J. Xu and H. Wang, "Client selection and bandwidth allocation in wireless federated learning networks: A long-term perspective," *arXiv preprint arXiv:2004.04314*, 2020.
- [14] H. Wang, Z. Kaplan, D. Niu, and B. Li, "Optimizing federated learning on non-iid data with reinforcement learning," in *IEEE INFOCOM 2020-IEEE Conference on Computer Communications*. IEEE, 2020, pp. 1698–1707.
- [15] N. Yoshida, T. Nishio, M. Morikura, and K. Yamamoto, "Mab-based client selection for federated learning with uncertain resources in mobile networks," *arXiv preprint arXiv:2009.13879*, 2020.
- [16] W. Xia, T. Q. Quek, K. Guo, W. Wen, H. H. Yang, and H. Zhu, "Multi-armed bandit based client scheduling for federated learning," *IEEE Transactions on Wireless Communications*, 2020.
- [17] F. Lai, X. Zhu, H. V. Madhyastha, and M. Chowdhury, "Oort: Informed participant selection for scalable federated learning," *arXiv preprint arXiv:2010.06081*, 2020.
- [18] X. Wang, Y. Han, C. Wang, Q. Zhao, X. Chen, and M. Chen, "In-edge ai: Intelligentizing mobile edge computing, caching and communication by federated learning," *IEEE Network*, vol. 33, no. 5, pp. 156–165, 2019.
- [19] L. Liu, J. Zhang, S. Song, and K. B. Letaief, "Client-edge-cloud hierarchical federated learning," in *ICC 2020-2020 IEEE International Conference on Communications (ICC)*. IEEE, 2020, pp. 1–6.
- [20] W. Wu, L. He, W. Lin, and R. Mao, "Accelerating federated learning over reliability-agnostic clients in mobile edge computing systems," *arXiv preprint arXiv:2007.14374*, 2020.
- [21] W. Wu, L. He, W. Lin, R. Mao, C. Maple, and S. Jarvis, "Safa: a semi-asynchronous protocol for fast federated learning with low overhead," *arXiv preprint arXiv:1910.01355*, 2019.
- [22] W. Y. B. Lim, N. C. Luong, D. T. Hoang, Y. Jiao, Y.-C. Liang, Q. Yang, D. Niyato, and C. Miao, "Federated learning in mobile edge networks: A comprehensive survey," *IEEE Communications Surveys & Tutorials*, 2020.
- [23] T. Li, A. K. Sahu, A. Talwalkar, and V. Smith, "Federated learning: Challenges, methods, and future directions," *IEEE Signal Processing Magazine*, vol. 37, no. 3, pp. 50–60, 2020.
- [24] T. Lattimore and C. Szepesvári, *Bandit algorithms*. Cambridge University Press, 2020.
- [25] T. Uchiya, A. Nakamura, and M. Kudo, "Algorithms for adversarial bandit problems with multiple plays," in *International Conference on Algorithmic Learning Theory*. Springer, 2010, pp. 375–389.
- [26] R. Gandhi, S. Khuller, S. Parthasarathy, and A. Srinivasan, "Dependent rounding and its applications to approximation algorithms," *Journal of the ACM (JACM)*, vol. 53, no. 3, pp. 324–360, 2006.

## APPENDIX A PROOF OF REGRET

### A. Preliminary Facts

We first prepare several facts that would be used in our proof.

**Fact 1** (weight update, see Eq. (11)).

$$w_{i,t+1} = \begin{cases} w_{i,t} \exp\left(\frac{(k-K\sigma_t)\eta\hat{x}_{i,t}}{K}\right) & i \notin S_t \\ w_{i,t} & i \in S_t \end{cases} \quad (25)$$

**Fact 2** (see Taylor series of exponential).

$$\exp(x) \leq 1 + x + x^2 \quad \text{for all } x \leq 1 \quad (26)$$

**Fact 3** (see Taylor series of exponential).

$$1 + x \leq \exp(x) \quad \text{for all } x \in \mathbb{R} \quad (27)$$

**Fact 4** (see probability allocation in Eq. (12)).

$$p_{i,t} - \sigma_t = (k - K\sigma_t) \frac{w_{i,t}}{\sum_{j \in \mathcal{K}} w_{j,t}} \quad (28)$$

**Fact 5** (see unbiased estimation in Eq. (10)).

$$\hat{x}_{i,t} = 1 - \frac{\mathbb{I}_{\{i \in A_t\}}}{p_{i,t}} (1 - x_{i,t}) \quad (29)$$

**Fact 6** (weighted AM-GM Inequality). *If  $a_1, a_2, \dots, a_n$  are nonnegative real numbers, and  $\lambda_1, \lambda_2, \dots, \lambda_n$  are nonnegative real numbers (the "weights") which sum to 1, then*

$$\sum_{i=1}^n \lambda_i a_i \geq \prod_{i=1}^n a_i^{\lambda_i} \quad (30)$$

**Fact 7** (see  $q_{i,t}^*$  in Definition 1).

$$\sum_{i \in \mathcal{K}} q_{i,t}^* = 1 \quad (31)$$

**Fact 8.** *Since  $k < K$ ,  $\hat{x}_{i,t} < 1$  and  $\eta < 1$ , we have:*

$$\frac{(k - K\sigma_t)\eta\hat{x}_{i,t}}{K} \leq 1 \quad (32)$$

**Fact 9.** *Combining Definition 1 and  $p_{i,t} \leq 1$  we have:*

$$q_{i,t}^* (k - K\sigma_t) \leq 1 - \sigma_t \quad (33)$$

### B. Upper Bound of $\mathbb{E} \left[ \ln \frac{W_{t+1}}{W_t} \right]$

Now we formally start our proof. Let  $W_t = \sum_{j=1}^K w_{j,t}$  and we first need to upper bound  $\frac{W_{t+1}}{W_t}$ . Intuitively, we can derive the following inequality:

$$\begin{aligned} \frac{W_{t+1}}{W_t} &= \sum_{i \in \mathcal{K} - S_t} \frac{w_{i,t+1}}{W_t} + \sum_{i \in S_t} \frac{w_{i,t+1}}{W_t} \\ &= \sum_{i \in \mathcal{K} - S_t} \frac{w_{i,t} \exp\left(\frac{(k-K\sigma_t)\eta\hat{x}_{i,t}}{K}\right)}{W_t} + \sum_{i \in S_t} \frac{w_{i,t+1}}{W_t} && \text{(see Fact 1)} \\ &\leq \sum_{i \in \mathcal{K} - S_t} \frac{w_{i,t} \left(1 + \frac{(k-K\sigma_t)\eta\hat{x}_{i,t}}{K} + \frac{(k-K\sigma_t)^2\eta^2\hat{x}_{i,t}^2}{K^2}\right)}{W_t} + \sum_{i \in S_t} \frac{w_{i,t+1}}{W_t} && \text{(combining Fact 2 and Fact 8)} \\ &= 1 + \sum_{i \in \mathcal{K} - S_t} \frac{w_{i,t} \left(\frac{(k-K\sigma_t)}{K}\eta\hat{x}_{i,t} + \frac{(k-K\sigma_t)^2}{K^2}\eta^2\hat{x}_{i,t}^2\right)}{W_t} && \text{(since } \sum_{i \in \mathcal{K}} \frac{w_{i,t+1}}{W_t} = 1 \text{)} \end{aligned}$$

$$\begin{aligned}
&\leq \exp \left( \sum_{i \in \mathcal{K}-S_t} \frac{w_{i,t} \left( \frac{(k-K\sigma_t)}{K} \eta \hat{x}_{i,t} + \frac{(k-K\sigma_t)^2}{K^2} \eta^2 \hat{x}_{i,t}^2 \right)}{W_t} \right) && \text{(see Fact 3)} \\
&= \exp \left( \frac{1}{K} \sum_{i \in \mathcal{K}-S_t} \left[ \left( \frac{w_{i,t}(k-K\sigma_t)}{W_t} \right) \left( \eta \hat{x}_{i,t} + \frac{(k-K\sigma_t)}{K} \eta^2 \hat{x}_{i,t}^2 \right) \right] \right) \\
&\leq \exp \left( \frac{1}{K} \sum_{i \in \mathcal{K}-S_t} \left[ (p_{i,t} - \sigma_t) \left( \eta \hat{x}_{i,t} + \frac{(k-K\sigma_t)}{K} \eta^2 \hat{x}_{i,t}^2 \right) \right] \right) && \text{( see Fact 4 )}
\end{aligned}$$

Taking the logarithm of both sides and summing using telescope, it yields:

$$\begin{aligned}
\ln \frac{W_{T+1}}{W_1} &= \sum_{t=1}^T \ln \frac{W_{t+1}}{W_t} \\
&\leq \frac{1}{K} \sum_{t=1}^T \sum_{i \in \mathcal{K}-S_t} \left( (p_{i,t} - \sigma_t) \eta \hat{x}_{i,t} + \frac{(k-K\sigma_t)(p_{i,t} - \sigma_t)}{K} \eta^2 \hat{x}_{i,t}^2 \right) \\
&\leq \frac{\eta}{K} \sum_{t=1}^T \sum_{i \in \mathcal{K}-S_t} (p_{i,t} - \sigma_t) \hat{x}_{i,t} + \frac{\eta^2}{K^2} \sum_{t=1}^T \sum_{i \in \mathcal{K}} (k-K\sigma_t) p_{i,t} \hat{x}_{i,t}^2
\end{aligned}$$

Taking expectation of the both sides, it yields:

$$\mathbb{E} \left[ \ln \frac{W_{T+1}}{W_1} \right] \leq \frac{\eta}{K} \sum_{t=1}^T \sum_{i \in \mathcal{K}-S_t} (p_{i,t} - \sigma_t) \hat{x}_{i,t} + \frac{\eta^2}{K^2} \sum_{t=1}^T (k-K\sigma_t) \mathbb{E} \left[ \sum_{i \in \mathcal{K}} p_{i,t} \hat{x}_{i,t}^2 \right] \quad (34)$$

Furthermore, we know that:

$$\begin{aligned}
\mathbb{E} \left[ \sum_{i \in \mathcal{K}} p_{i,t} \hat{x}_{i,t}^2 \right] &\leq \mathbb{E} \left[ p_{i,t} \left( 1 - \frac{\mathbb{I}_{\{i \in A_t\}}}{p_{i,t}} (1 - x_{i,t}) \right)^2 \right] && \text{( see Fact 5 )} \\
&\leq \mathbb{E} \left[ \sum_{i \in \mathcal{K}} p_{i,t} \left( 1 - \frac{2\mathbb{I}_{\{i \in A_t\}}}{p_{i,t}} (1 - x_{i,t}) + \frac{\mathbb{I}_{\{i \in A_t\}}}{p_{i,t}^2} (1 - x_{i,t})^2 \right) \right] \\
&\leq 1 - \sum_{i \in \mathcal{K}} 2p_{i,t}(1 - x_{i,t}) + \sum_{i \in \mathcal{K}} (1 - x_{i,t})^2 && \text{( since } \mathbb{E}[\mathbb{I}_{\{i \in A_t\}}] = p_{i,t} \text{ )} \\
&\leq \sum_{i \in \mathcal{K}} [(1 - x_{i,t})^2 - 2(1 - x_{i,t}) + 1] \\
&\leq \sum_{i \in \mathcal{K}} x_{i,t}^2 \\
&\leq K && \text{( since } x_{i,t} \leq 1 \text{ )}
\end{aligned}$$

It immediately follows that:

$$\mathbb{E} \left[ \ln \frac{W_{T+1}}{W_1} \right] \leq \frac{\eta}{K} \sum_{t=1}^T \sum_{i \in \mathcal{K}-S_t} (p_{i,t} - \sigma_t) \hat{x}_{i,t} + \frac{\eta^2}{K} \sum_{t=1}^T (k-K\sigma_t) \quad (35)$$

*C. Lower Bound of  $\mathbb{E} \left[ \ln \frac{W_{t+1}}{W_t} \right]$*

On the other hand, we know that:

$$\begin{aligned}
\ln \frac{W_{T+1}}{W_1} &= \ln \frac{\sum_{i \in \mathcal{K}} w_{i,T+1}}{K} \\
&\geq \ln \frac{\sum_{i \in \mathcal{K}} q_{i,t}^* w_{i,T+1}}{K} && \text{( see Fact 7 )} \\
&\geq \sum_{i \in \mathcal{K}} q_{i,t}^* \ln w_{i,T+1} - \ln K && \text{(combining Fact 6 and Fact 7 )}
\end{aligned}$$

$$\begin{aligned}
&\geq \sum_{i \in \mathcal{K} - S_t} q_{i,t}^* \ln w_{i,T+1} - \ln K \\
&\geq \frac{\eta}{K} \sum_{t=1}^T \sum_{i \in \mathcal{K} - S_t} q_{i,t}^* (k - K\sigma_t) \hat{x}_{i,t} - \ln K \quad (\text{see Fact 1})
\end{aligned}$$

Now taking expectation of both sides, we see that:

$$\mathbb{E} \left[ \ln \frac{W_{T+1}}{W_1} \right] = \frac{\eta}{K} \sum_{t=1}^T \sum_{i \in \mathcal{K} - S_t} q_{i,t}^* (k - K\sigma_t) x_{i,t} - \ln K \quad (36)$$

#### D. Combining the bounds

Combining Eqs. (35) and (36), finally we derive that:

$$\sum_{t=1}^T \sum_{i \in \mathcal{K} - S_t} q_{i,t}^* (k - K\sigma_t) x_{i,t} - \frac{K}{\eta} \ln K \leq \sum_{t=1}^T \sum_{i \in \mathcal{K} - S_t} (p_{i,t} - \sigma_t) \hat{x}_{i,t} + \eta \sum_{t=1}^T (k - K\sigma_t) \quad (37)$$

Moreover, combining Fact 9 and the fact that  $1 - \sigma_t = p_{i,t} - \sigma_t$  holds for  $i \in S_t$  (as per the calculation of  $p_{i,t}$ ,  $p_{i,t} = 1$  for all  $i \in S_t$ ), trivially we can ensure:  $\sum_{i \in \mathcal{K} \cap S_t} q_{i,t}^* (k - K\sigma_t) x_{i,t} \leq \sum_{i \in \mathcal{K} \cap S_t} (p_{i,t} - \sigma_t) x_{i,t}$ . Plugging this fact into (37), it yields:

$$\sum_{t=1}^T \sum_{i \in \mathcal{K}} q_{i,t}^* (k - K\sigma_t) x_{i,t} - \frac{K}{\eta} \ln K \leq \sum_{t=1}^T \sum_{i \in \mathcal{K}} (p_{i,t} - \sigma_t) x_{i,t} + \eta \sum_{t=1}^T (k - K\sigma_t) \quad (38)$$

Reorganising the inequality, it yields:

$$\sum_{t=1}^T \sum_{i \in \mathcal{K}} (q_{i,t}^* (k - K\sigma_t) + \sigma_t) x_{i,t} - \sum_{t=1}^T \sum_{i \in \mathcal{K}} p_{i,t} x_{i,t} \leq \eta \sum_{t=1}^T (k - K\sigma_t) + \frac{K}{\eta} \ln K \quad (39)$$

Plugging the definition of  $\mathbb{E}[\text{CEP}_T^*]$  and  $\mathbb{E}[\text{CEP}_T^{\text{E3CS}}]$  (see Eq. (21) and Eq. (22)), we reach the following result:

$$R_T = \mathbb{E}[\text{CEP}_T^*] - \mathbb{E}[\text{CEP}_T^{\text{E3CS}}] \leq \eta \sum_{t=1}^T (k - K\sigma_t) + \frac{K}{\eta} \ln K \quad (40)$$

Now we let  $\eta = \sqrt{\frac{K \ln K}{\sum_{t=1}^T (k - K\sigma_t)}}$  and plug it into the above inequality, it yields:

$$R_T = \mathbb{E}[\text{CEP}_T^*] - \mathbb{E}[\text{CEP}_T^{\text{E3CS}}] \leq 2 \sqrt{\sum_{t=1}^T K (k - K\sigma_t) \ln K} \quad (41)$$

This completes the proof.