

Raúl Pardo, Willard Rafnsson, Christian Probst, and Andrzej Wąsowski

# Privug: Quantifying Leakage using Probabilistic Programming for Privacy Risk Analysis

**Abstract:** Disclosure of data analytics has important scientific and commercial justifications. However, no data shall be disclosed without a diligent investigation of risks posed for privacy of subjects. Do data analysts have the right tools to perform such investigations? PRIVUG is a tool-supported method to explore information leakage properties of programs producing the analytics to be disclosed. It uses classical off-the-shelf tools for Bayesian programming, reinterpreting a regular program probabilistically. This in turn allows information-theoretic analysis of program behavior. For privacy researchers, the method provides a fast and lightweight way to experiment with privacy protection measures and mechanisms. We demonstrate that PRIVUG is accurate, scalable, and applicable. We show how to use it to explore parameters of differential privacy, and how to benefit from a range of leakage estimators.

**Keywords:** anonymization, information theory, privacy, probabilistic programming.

## 1 Introduction

However high the value of data became, we cannot ignore the risks that data disclosure presents to personal privacy. Consequently, general privacy protection methods like differential privacy [21], comprehensibility and communication of privacy issues [36], industrial processes for data management [25], and debugging and analyzing privacy risk problems in program code [11, 13, 14] have become intensive areas of research. This paper falls into this last group; we present tools for data scientists, who create data processing programs and would like to disclose the results of the computation. Our primary goal is to create a method that supports a *privacy debugging process*, *i.e.* assessing effectiveness of such algorithms, and indeed of any calculations on the

data, for concrete programs and datasets, in the style of debuggers. We want to help *identifying* and *explaining* the risks, as the first step towards eliminating them.

Figure 1 shows a program that, given a list of names and ages, computes the mean age of the persons. Let age of each individual be the sensitive secret in this example. A specific attack could be that underage individuals can be identified. An analyst would like to ask: How much of sensitive information leaks when the mean is disclosed? In what situations is this leak not ignorable? What kind of attackers may discover the secret by observing the mean?

PRIVUG is a systematic analysis method for privacy risks in data processing. A data analyst using PRIVUG models an attacker's knowledge about the secret as a probability distribution. PRIVUG re-interprets the program as an information transformer that operates on distributions not on concrete inputs. The analyst analyzes the attacker's confidence about the secret, using a combination of probability queries, standard information-theoretic measures, and visualizations. She explores and assesses the privacy risks involved in disclosing the result of the program by varying attacker's knowledge, the queries and the leakage measures. For this example, the analyst may learn that the leakage is ignorable if the subjects are drawn from general population, but if the attacker knows that they come from a homogeneous group, she could conclude that a specific individual is under age. A carefully chosen differential privacy noise allows to alleviate the risk though.

Since PRIVUG is based on probabilistic reasoning, it can be facilitated by *probabilistic programming*, a lively field in data science, with many tools available. In this paper, we implement queries, metrics, and visualization in Figaro [40] and PyMC3 [45]. For programs seen as functions, a probabilistic programming framework can automatically build a Bayesian model which represents the information transform. This transform, supplemented by a model of attacker knowledge and a model of disclosed information, can be used to explore re-identification risks. We demonstrate the viability of PRIVUG with three examples: differential privacy, *k*-anonymity, and naive anonymization.

---

**Raúl Pardo, Willard Rafnsson, Andrzej Wąsowski:**  
IT Univ. of Copenhagen, E-mail: {raup,wilr,wasowski}@itu.dk  
**Christian Probst:**  
Unitec Institute of Technology, E-mail: cprobst@unitec.ac.nz

```

1 def agg (records: List[(String,Double)]): Double =
2   records
3   .map    { case (n, a) => (a, 1) }
4   .reduce { case (x, y) => (x._1 + y._1, x._2 + y._2) }
5   .map    { case (sum, count) => sum / count }

```

**Fig. 1.** A simple data aggregation program in Scala, computing a mean of a column in map-reduce style.

PRIVUG offers three important advantages compared with state of the art tools for privacy risk analysis: (i) It does not require a concrete input dataset. The analysis can be performed on the algorithm alone, before data is available, (ii) It is largely automatable using off-the-shelf tools already used by data analysts, (iii) It is easy to extend PRIVUG with new measures of risk and information flow; PRIVUG thus serves also as a test-bed for privacy mechanism research. Our contributions include:

1. A widely applicable and extensible method, PRIVUG, to analyze privacy risks.
2. An implementation of PRIVUG in Figaro and PyMC3. This implementation is the first versatile tool supporting such a wide range of metrics, over continuous and discrete inputs and outputs.
3. An empirical evaluation of the accuracy, scalability, and applicability of PRIVUG for analyzing systems of different size and complexity. This artifact shows that probabilistic programming is an excellent base for implementing leakage analysis tools.

Section 2 summarizes the related work and the novelty of PRIVUG. Section 3 gives an overview of PRIVUG, described in further detail in Sect. 4 We synthesize the method description in Sect. 5. Section 6 evaluates the accuracy, scalability and applicability. Section 7 concludes. The source code of all programs and experiments is available in an open repository [38].

## 2 Related Work

A host of leakage metrics have been studied in the quantitative information flow literature [2]. Initially, the most popular metrics were Shannon entropy [46] and mutual information [16]. More recently, g-leakage [2], based on min-entropy [42], has been shown to provide a more operational meaning for leakage [9]. For instance, Bayes risk, an instance in this framework, measures “the expected probability of guessing a secret after observing the output of the program.” Simultaneously, privacy and security researchers developed a wide

range of quality measures for anonymization, along with the associated constructive enforcement methods, such as differential privacy [19] or  $k$ -anonymity [48] and its variants [6, 8, 32, 33, 37]. Finally, the enforcement of *knowledge-based security policies*, so dedicated specifications as opposed to generic measures, have been proposed [35]. All these have been equipped with idiosyncratic implementations, on top of diverse theoretical and technical bases. With PRIVUG, we show how privacy analysis metrics can be assessed *speculatively* (without an actual dataset) and in a *lightweight* manner, exploiting well established and stable platforms for Bayesian inference. This allows to easily experiment with multiple metrics, including new ones. We discuss the existing tools in two groups, white- and black-box, depending on whether they access the program code or only a sample of inputs and outputs (Tbl. 1).

**Black-box methods.** Black-box methods estimate leakage by analyzing a set of input/output pairs of the system (also known as dataset). An important tool in this area is LeakiEst [13], which estimates min-entropy and mutual information using frequentist statistics, *i.e.*, counting the relative frequency of the outputs given inputs. This estimation method converges to the real value asymptotically. Cherubin *et al.* present F-BLEAU [11], a tool that uses nearest neighbor classifiers to estimate Bayes risk. By using classifiers they can exploit patterns in the data and scale better than LeakiEst for systems with large output spaces. This work has recently been extended to estimate metrics of the g-leakage framework [44]. The black-box tools require a set of independent and identically distributed samples over inputs. Obtaining such a sample is not easy as discussed by Chothia and co-authors [14]. PRIVUG automates this process, obtaining synergy with black-box methods in two ways: (i) black-box methods can be used easily within PRIVUG (Sect. 6.1); (ii) black-box methods can leverage the well-studied sampling mechanism [43] used in PRIVUG to produce the set of samples they work on. Section 6.1 shows that LeakiEst converges faster using PRIVUG than LeakWatch.

**White-box methods.** White-box methods exploit the source code of the program to estimate leakage analytically or statistically (via sampling). We distinguish white-box methods working on *custom specification languages* from those working on *general purpose programming languages*. Custom languages are languages designed for program analysis and are typically not directly executable. General purpose programming lan-

	Random Variable Type				Input Type	Tool Capabilities			Supported Quantitative Information Flow Metrics					
	input disc.	output cont.	input disc.	output cont.		exact	sampling	estimation	KSP	entropy	min-entropy	mutual-inf	Bayes-risk	KL-diverg
LeakiEst [13]	✓		✓	✓	set of samples			✓			✓		✓	
F-BLEAU [11]	✓	(✓) <sup>a</sup>	✓	✓	set of samples			✓			✓			✓
SPIRE [30]	✓		✓		custom: PSI	✓			✓					
DKBP [35]	✓		✓		custom: Polyhedra	✓			✓					
QUAIL [5]	✓		✓		custom: QUAIL	✓								✓
HyLeak [4]	✓		✓		custom: QUAIL 2.0	✓	✓		✓					✓
LeakWatch [14]	✓	(✓) <sup>b</sup>	✓	✓	Java	✓	✓		(✓) <sup>b</sup>		(✓) <sup>c</sup>	(✓) <sup>b,c</sup>		
PRIVUG (this work)	✓	✓	✓	✓	Java/Scala/Python	✓	✓	✓	✓	✓	(✓) <sup>c</sup>	(✓) <sup>c</sup>	(✓) <sup>c</sup>	✓

**Table 1.** Overview of leakage quantification tools. Legend: **KSP** = knowledge-based security policy; **custom** = custom input language; <sup>a</sup>Cherubin [10] lays the foundation to handle continuous input but this has not been implemented; <sup>b</sup>we show how to handle continuous and discrete knowledge-based security queries and mutual information with LeakWatch in Sect. 6.1—this was not demonstrated originally [14]; <sup>c</sup>via integrated 3rd party tools (F-BLEAU/LeakiEst/SKlearn) and pmf estimation for discrete input/output.

guages used in this space include Java, Scala or Python. PRIVUG falls into the latter category.

**Custom Specification Languages.** Mardziel *et al.* introduce abstract probabilistic polyhedra to capture attacker beliefs, and define transformations over those polyhedra to analytically obtain the revised belief of the attacker after observing an output of the program [35]. They use this formalism to check whether queries to a database violate a knowledge-based security policy. SPIRE [30] uses the symbolic inference engine PSI [23] to analytically compute the updated beliefs of an attacker given an observation. Then, it uses Z3 [17] to verify whether a knowledge-based security policy holds. QUAIL performs forward state exploration of a program to construct a Markov chain capturing its semantics, which is then used to compute mutual information [5]. HyLeak is an evolution of QUAIL to use hybrid statistical estimation [4]. The method works on the control flow graph of the program. It first uses several symbolic reductions to simplify the program, then applies standard statistical reasoning via sampling.

These works support programs with discrete inputs and outputs. In contrast, PRIVUG handles *discrete and continuous inputs and outputs*. In principle, it also allows obtaining analytical solutions, using symbolic methods like variable elimination (in Figaro). Unlike HyLeak, we do not directly reduce the program graphs, but a Hamiltonian Monte-Carlo sampler computes gradients of the models to improve the effectiveness of sampling. QUAIL computes mutual information; HyLeak computes mutual information and Shannon entropy. Others support only analysis of knowledge-based security policies [30, 35]. PRIVUG is, perhaps, the first work whose goal is supporting many metrics previously studied in isolation, within a single uniform method, and for

general purpose programming languages (Java, Scala, Python) not custom specification languages (Tbl. 1). Java programs are supported from the Scala interface.

**General Purpose Programming Languages.** LeakWatch repeatedly samples a Java program, and uses LeakiEst to estimate leakage [14]. It uses a statistical test to determine whether enough samples were generated to obtain good accuracy. In Sect. 6.1, we compare the convergence of LeakWatch and PRIVUG. Somewhat surprisingly, we find that LeakiEst converges faster when fed with PRIVUG’s samples than with LeakWatch. PRIVUG also scales better (Sect. 6.2). Additionally, there are several qualitative differences between PRIVUG and LeakWatch. LeakWatch needs a good pseudo-random number generators. Its designers show [12] that `java.util.Random` is insufficient and recommend `java.security.SecureRandom` instead. Unfortunately, this library supports sampling only from discrete uniform and normal distributions, requiring laborious investment when creating more complex models. In contrast, probabilistic programming frameworks (used in PRIVUG) support a wide range of probability distribution with high quality pseudo-random number generators, including conditional sampling, not directly available in LeakWatch. This emphasizes another key contribution of this work for leakage research overall. It is beneficial to build on top of strong statistical and probabilistic platforms over custom solutions. We show that Bayesian probabilistic programming framework are one such platform.

```

1 def ano (records: List[(Name, Zip, Day, Sex, Diagnosis)])
2   : List[(Zip, Day, Sex, Diagnosis)] =
3     records.map { case (n, z, b, s, d) => (z, b, s, d) }

```

**Fig. 2.** A variant of Sweeney’s Governor case in Scala. The anonymization algorithm simply drops a column.

### 3 Overview

**Disclosure Programs.** We consider data disclosure programs, defined as functions that transform an input dataset to an output dataset. The idea is that the output of a program is disclosed to a third party, called an attacker from now on. Two simple examples follow.

**Anonymization.** Figure 2 shows an anonymization of medical records in a dataset. The input data has five columns: name, zip code, birthday, sex, and diagnosis. The program (`ano`) simply drops the name column, before the data is released to the attacker.

**Aggregation.** Figure 1 shows a calculation of the average age of a group of persons. The input data contains two columns: name (`String`) and age (`Double`). The program (`agg`) drops the names column, sums the ages, and divides the result by the number of records in the dataset. The computed average age is disclosed.

Suppose that a data controller applies the program and discloses the result. Figures 3a and 4a show two datasets and the resulting data that would be disclosed.

**Privacy Violation.** Suppose that, in the anonymization example, subjects have not consented to disclosure of their diagnosis. Despite the anonymization applied, the diagnosis of individuals might be revealed by means of a *linking attack*. Suppose an attacker has access to a dataset with zip codes, birthdays, sex, and, crucially, names. Since zip code, birthday, and sex, form a quasi-identifier in both datasets, a simple join could reveal the names of the individuals from the disclosed medical records, as illustrated in Fig. 4b. Sweeney famously joined medical records disclosed by the Group Insurance Commission with a voter registration list to reveal the health record data of the then-governor of Massachusetts [48].

Similarly, suppose that in the aggregation example (Fig. 1) users have not consented that their age is disclosed. Despite the disclosed data being an aggregate, it carries some information about individual ages. Suppose you know the age of everyone in the dataset, except for Alice. You can then solve an equation with a single

unknown (Alice’s age). Now suppose all you know about the ages is that they are normally distributed. You still learn something about the age of Alice, as illustrated in Fig. 4b, since observing an average age close to the mean makes extreme values of Alice’s age less likely.

**Risk Assessment.** Our method helps data scientists analyze the risk that an attacker gains sensitive information about data subjects from the output of a program. We frame this scenario as an adversarial problem.

**Threat Model.** We consider attackers that have some prior knowledge about the input, who know the program, and who observe the output. The goal of an attacker is to infer additional information about the input.

**Approach.** We model this scenario as a stochastic phenomenon using probabilistic programming. First, we build a probabilistic model of the *prior knowledge* (or belief) of the attacker. Intuitively, the prior of the attacker captures what she knows, with (un)certainty, about the input of the program before observing the output.

We then express the attacker’s view of the program, by transforming the program to operate on probabilistic models of datasets instead of actual data. We do this by lifting the algorithm into the probability monad [41]. Next, we introduce *observations* modeling the concrete output of the program that the attacker sees, *e.g.* that the average age is 42. Observations constrain the prior of the attacker and produce the *posterior knowledge* (posterior belief, or simply, *posterior*) of the attacker, *i.e.*, what the attacker knows about the input after observing an output. We use Bayesian inference to estimate the posterior. Concretely, We use the Figaro for Scala [40], and PyMC3 [45] for Python, but many other probabilistic frameworks can be used—*e.g.*, Pyro [3], Tensorflow Probability [18], or Anglican [49].

Finally, we *analyze* the posterior to quantify how much the attacker learns by observing the output. This lets us determine whether specific attackers are capable of learning specific things, to assess the risk of disclosing the output of the program. This entire analysis is performed speculatively, without an actual dataset.

### 4 Probabilistic Privacy Model

We write  $P(x, y, \dots)$  to denote the joint distribution over valuations of random variables of a model. We use  $P(x)$  to denote the marginal distribution for  $x$ . An event  $E$  is a set of possible outcomes, probability of which is denoted  $P(E)$ . Since an event defines a *property* of

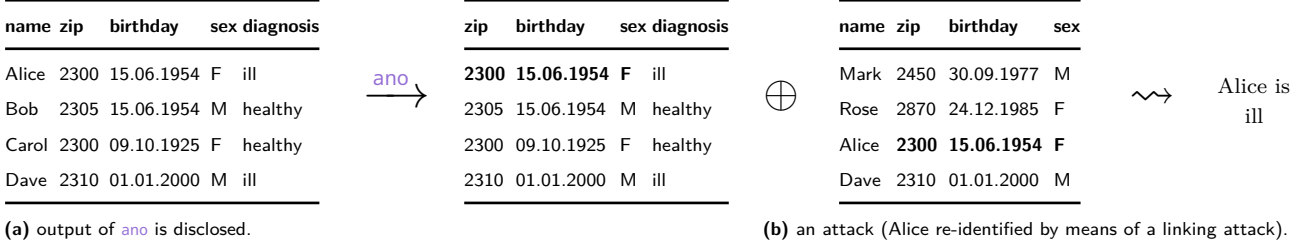


Fig. 3. Privacy violation upon disclosing an anonymized dataset.

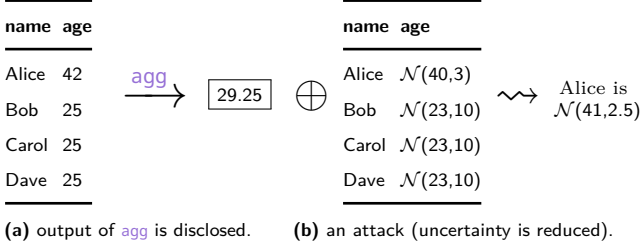


Fig. 4. Privacy violation upon disclosing an aggregate value.

variables, we express it as a proposition;  $P(x < 5)$  is the probability that  $x < 5$ . We write  $x \sim d$  when  $x$  has the distribution  $d$ ;  $x \sim \text{Uni}(0, 10)$  means that  $x$  is uniformly distributed from 0 to 10.

We express our probabilistic models in a programming language. Probabilistic programming—a portmanteau of probabilistic modeling and programming languages—is the use of programming languages for probabilistic modeling and reasoning. This includes Figaro, a probabilistic programming language embedded in Scala [40], and PyMC3—a similar tool for Python [45]. We can *e.g.* write `x = Uniform(0,10)` to specify that  $x \sim \text{Uni}(0, 10)$ , define  $y$  in terms of  $x$ , define a distribution over datasets, and so on.

## 4.1 Attacker Knowledge (Prior)

We model the prior knowledge (belief) of an attacker about the input of the program as a probability distribution. For the aggregation example, we show two attackers that correspond to two privacy violation scenarios.

$k_{al}$  “knows a lot”; the attacker knows the input dataset contains exactly 4 rows and that the age of all individuals except for Alice is 55.2. This is modeled by constant distributions `Con(4)` and `Con(55.2)`.

$k_{ab}$  “knows a (little) bit”; the attacker knows the input dataset has approximately 100 entries ( $|records| \sim \text{Bin}(300, 1/3)$ , a binomial distribution),

```
1 def prior_kal: FixedSizeArrayElement[(String,Double)] =
2   VariableSizeArray(Constant(4), i =>
3     for {
4       n <- if (i==0) Constant("Alice") else Uniform(names: _)
5       a <- if (i==0) Uniform(0,100) else Constant(55.2)
6     } yield (n, a) )
```

Fig. 5. The prior model of the attacker  $k_{al}$  (knows-a-lot)

```
1 def prior_kab: FixedSizeArrayElement[(String,Double)] =
2   VariableSizeArray(Binomial(300, 0.3), i =>
3     for {
4       n <- if (i==0) Constant("Alice") else Uniform(names: _)
5       a <- if (i==0) Uniform(0,100) else Normal(55.2, 3.5)
6     } yield (n, a) )
```

Fig. 6. The prior model of the attacker  $k_{ab}$  (knows-a-bit)

and that the average age of an individual in this list is 55 (normally distributed with `Nor(55.2, 3.5)`).

In both priors, we assume that the attacker knows nothing about Alice’s age. She considers all ages from 0 to 100 to be equally likely, modeled as a uniform distribution `Uni(0, 100)`. The attacker knows that Alice’s record is in the dataset, and that no other record in the dataset has that name. Implementations of  $k_{al}$  and  $k_{ab}$  are shown in Figs. 5 and 6, the differences highlighted in bold. Here, `Element[T]` denotes a distribution over  $T$ , and `FixedSizeArrayElement[T]` denotes a distribution over fixed-but-unknown-size arrays of  $T$ s. When sampled,  $k_{ab}$  yields an array of random size, containing `(String, Double)` pairs. The first pair represents Alice.

## 4.2 Attacker Prediction (Program)

We obtain the attacker’s prediction of the output of running a program by transforming—*i.e.* lifting—the program to operate on distributions instead of concrete datasets, and applying it to the attacker model.

**Lift.** Let  $\text{Dist}(X)$  denote the set of distributions on set  $X$ . Since distributions form a monad [41], several useful functions (defined on all monads) are defined on distri-



```

1 def agg_p (records: FixedSizeArrayElement[(String, Double)])
2   : Element[Double] =
3   records
4     .map { case (n, a) => (a, 1) }
5     .reduce { case (x, y) => (x._1 + y._1, x._2 + y._2) }
6     .map { case (sum, count) => sum / count }

```

Fig. 7. Probabilistic version of `agg`

butions. One of these is `lift`, which, here, has type

$$\text{lift} : (A \rightarrow B) \rightarrow (\text{Dist}(A) \rightarrow \text{Dist}(B)).$$

It turns a function from  $A$  to  $B$ , into a function from distributions over  $A$  to distributions over  $B$ . For instance, for  $\text{lsb}(n) = n \bmod 2$ , with  $\text{lsb} : \mathbb{N} \rightarrow \{0, 1\}$ , we have that  $(\text{lift } \text{lsb}) : \text{Dist}(\mathbb{N}) \rightarrow \text{Dist}(\{0, 1\})$ , *i.e.* a function which, given a distribution over  $\mathbb{N}$ , returns a distribution over the domain  $\{0, 1\}$ . When asked for a random sample,  $(\text{lift } \text{lsb}) d$  will, for  $d : \text{Dist}(\mathbb{N})$ , first obtain a sample from  $d$ , and then return the result of calling  $\text{lsb}$  on the sample.

**Prediction.** For our aggregation example, recall that

```
agg : List[(String, Double)] → Double.
```

The lifted version of `agg` has type:

```
(lift agg) : Dist(List[(String, Double)]) → Dist(Double).
```

`Dist` is named `Element` in Figaro. The result, `agg_p`, is in Fig. 7. Only types changed. `FixedSizeArrayElement[T]` is an efficient implementation of `Dist(List[T])`.

For a distribution over input datasets, `agg_p` yields a distribution over average ages (`Double`). Running `agg_p` on a prior modeling the attacker’s knowledge yields the attacker’s prediction of the average age. In what follows we denote the attacker prediction with variable  $o$  as it models the output distribution of the program. Appendix A shows technical details of computing  $P(o)$ .

### 4.3 Disclosure (Observation & Posterior)

We use Bayesian inference to analyze the change in knowledge of the attacker after observing an output of the program. The observation conditions the attacker’s prediction of the output. Since the prediction depends on the prior, conditioning it conditions the prior, and updates the attacker’s belief about the input. This updated distribution is the posterior knowledge of the attacker.

**Observation.** We write  $P(x|E)$  to denote the conditional distribution of  $x$  given evidence  $E$ . For instance,

		$k_{al}$	$k_{ab}$
Expectation	$\mathbb{E}[a   o \approx 55.3]$	55.60	64
Standard deviation	$\sigma[a   o \approx 55.3]$	0.01	14
Probability query	$P(a   o \approx 55.3)$	0	0.004
Shannon Entropy	$H(a   o \approx 55.3)$	-3.08	5.83
KL-divergence	$D_{KL}(a   o \approx 55.3    a)$	5.64	0.77
Mutual Information	$I(a; o)$	9.37	0.60

Fig. 8. Posterior analysis summary. Results of each query/metric for the different attackers.

we write  $P(x | 4 < x < 8)$  to denote the conditional distribution where only the outcomes  $x$  in the interval  $(4; 8)$  are possible. We use conditions to model attacker observations of the output. For our aggregation example, to assert that the attacker observes 55.3, we define the predicate  $(x : \text{Double}) \Rightarrow (55.295 \leq x \ \&\& \ x < 55.305)$  as evidence on the prediction. This predicate  $\varphi$ , written as an anonymous function in Scala, states that the output is  $55.3 \pm 0.005$ . We cannot assert that the output is exactly 55.3, since the output space is continuous; each individual outcome occurs with probability zero. In Figaro, we set  $\varphi$  on prediction `o` with `o.setCondition( $\varphi$ )`.

**Posterior.** We use Bayesian inference to compute the updated attacker’s knowledge upon observing data. These techniques are based on Bayes’ rule:

$$P(x | E) = \frac{P(E | x) \cdot P(x)}{P(E)}$$

We mainly use the inference algorithm known as *importance sampling* (IS) [40]. IS takes as parameter the number of samples to draw and the list of random variables of interest. For instance, let  $a$  and  $o$  denote Alice’s age and the outcome in the aggregation example. If we define the evidence  $E = “o \approx 55.3”$  on the prediction as above, `Importance(10000, a)` produces 10000 samples that estimate the distribution  $P(a | o \approx 55.3)$ . The number of samples determines the accuracy of the result. In Sect. 6, we study the accuracy and efficiency of IS [40], NUTS [26], and Metropolis [43]. The conditions for convergence of these methods are well-understood and have been studied for decades [24, 43].

### 4.4 Leakage (Posterior Analysis)

Finally, we *query* the posterior to analyze what the attacker learns by observing the output. To visualize information gain, we plot probability density functions for the queries. We also quantify information gain using

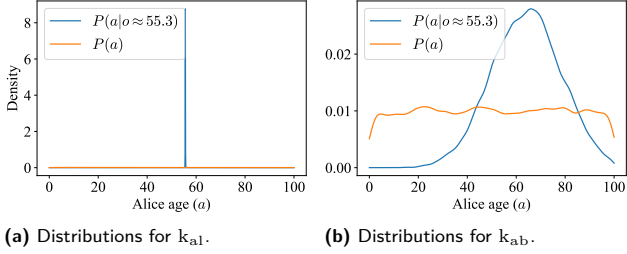


Fig. 9. Prior and posterior knowledge of Alice's age.

standard information-theoretic measures. This way we determine if specific attackers are capable of learning secrets, and assess whether disclosing the output of the program poses a privacy risk. Figure 8 summarizes the results of our analyses for our running example.

**Query.** To analyze what the attacker learns, we query the different distributions in our probabilistic model. In Figaro, to query the probability of a random variable  $x$  satisfying some predicate  $\varphi$ , we write `alg.probability( $x$ ,  $\varphi$ )`, where `alg` is the IS inference algorithm, which we query after it has done its samplings. Other available queries estimate the histogram of the attacker's posterior, its expectation, and variance.

**Probability Query.** To discover whether an attacker learns a fact, we express the fact as a property, and perform a probability query for said property. In our aggregation example, say we wish to discover whether the attacker learns that Alice is underage. This is a probability query  $P(a < 18 \mid o \approx 55.3)$ , written in Figaro's API as `alg.probability( $a$ ,  $\varphi$ )`, where  $\varphi = (x: \text{Double}) \Rightarrow x < 18.0$ . The prior probability of  $\varphi(a)$  is 0.17. For  $k_{ab}$ , the posterior probability of  $\varphi(a)$  reduces to 0.004, as the probability of the posterior is more concentrated towards the expected value than in the prior. For  $k_{al}$ , the posterior probability of  $\varphi(a)$  reduces to 0. This query reveals that both attackers can conclude that Alice is not underage. These queries are examples of knowledge-based security policy checks (Sect. 2).

**Visualization.** To visualize information gain, we plot the *kernel density estimate* of variables [47]. Figure 9 shows such a plot of the age of Alice in the prior  $P(a)$  and posterior  $P(a \mid o \approx 55.3)$ , for  $o = \text{agg\_p}(\text{prior\_kab})$  and  $o = \text{agg\_p}(\text{prior\_kal})$  respectively. These plots reveal that  $k_{al}$  learns more than  $k_{ab}$ ; the posterior in Fig. 9a is tall and narrow compared to that of Fig. 9b (note the y-axis scale). For both  $k_{al}$  and  $k_{ab}$ , the (uniform) prior has expected value  $\mathbb{E}[a] \approx 50$  and standard deviation  $\sigma[a] \approx 29$ . For  $k_{al}$ , the posterior has expected value  $\mathbb{E}[a \mid o \approx 55.3] \approx 55.6$  and standard deviation

$\sigma[a \mid o \approx 55.3] \approx 0.01$ . Thus, we can conclude that  $k_{al}$  learns  $a$  after observing the output. For  $k_{ab}$ , the posterior has  $\mathbb{E}[a \mid o \approx 55.3] \approx 64$  and  $\sigma[a \mid o \approx 55.3] \approx 14$ . Since  $\sigma[a \mid o \approx 55.3] \ll \sigma[a]$ ,  $k_{ab}$ 's uncertainty of  $a$  is greatly reduced (yet remains indefinite).

**Quantification.** To quantify how much an attacker learns, we use standard information-theoretic measures. Here, we discuss entropy, KL-divergence, and mutual information. However, since PRIVUG is generic, other measures can be added as libraries. Section 6 demonstrates the use of the state-of-the-art estimators F-BLEAU (Bayes risk) and LeakiEst (Mutual Information).

**Entropy.** Shannon *entropy* measures the uncertainty about the value of a random variable [27, 34, 46]. A decrease in entropy from prior to posterior signifies an increase in knowledge. Since we work with an inferred distribution, we estimate the entropy using a classic algorithm [1]. This algorithm is known to be accurate and easy to implement, but PRIVUG is not restricted to it.

In our example, the entropy of  $a$  in the prior is  $H(a) = 6.67$  bits. At the same time, the conditional entropy of  $a$  in the posterior for  $k_{ab}$  is  $H(a \mid o \approx 55.3) = 5.84$  bits. The attacker gained 0.83 bits of information about the age of Alice. For  $k_{al}$ , the posterior entropy is  $H(a \mid o \approx 55.3) = -3.08$ . Here the difference is 9.75 bits, twelve times more than what  $k_{al}$  learned. (The entropy of a continuous variable, also known as *differential entropy*, can be negative [1].) Clearly,  $k_{al}$  is an example of an attacker able to amplify the disclosed information thanks to its additional pre-existing knowledge—a situation often referred to as a *linking attack*. The ability of  $k_{ab}$  in this respect is much weaker. PRIVUG allows experimenting with the attacker space in this way, to let the data controller understand what attacks are successful, and then assess whether they are realistic.

**KL-divergence.** Relative entropy [31], also known as Kullback–Leibler divergence, or simply, *KL-divergence*, measures how much two distributions differ. In Bayesian inference, the KL-divergence of a posterior  $y$  and a prior  $x$ , denoted as  $D_{KL}(y \parallel x)$ , expresses the amount of “information lost when  $x$  is used to approximate  $y$ ” [7, page 51]. Thus, KL-divergence is a measure of information gained by revising one's knowledge of the prior to the posterior. As with entropy, since we are working with an inferred distribution, we can estimate KL-divergence from samples. We use the algorithm by Wang *et al.* [50].

For the aggregation example, the KL-divergence between the posterior and prior of  $a$  is a measure of the

amount of information that the attacker gained about Alice’s age by observing the output of the program. For  $k_{ab}$ ,  $D_{KL}(a | o \approx 55.3 || a) = 0.77$ . For  $k_{al}$ , on the other hand,  $D_{KL}(a | o \approx 55.3 || a) = 5.64$ . These results indicate that the observation yields an information gain of 0.77 bits for  $k_{ab}$  and 5.64 bits for  $k_{al}$ . More important is the difference;  $k_{al}$  gains over 7 times more information than  $k_{ab}$ . This is not the only way to use KL-divergence. We show in Sect. 6.3 how it can be used to measure utility when programs add noise to their output.

**Mutual Information.** Mutual information between two random variables  $x, y$ , denoted as  $I(x; y)$ , measures the “the reduction in the uncertainty of  $x$  due to the knowledge of  $y$ ” [16]. If we instantiate this as  $I(i; o)$  where  $i$  is a secret input and  $o$  a public output (the attacker’s prediction), then this metric quantifies the amount of information that  $o$  shares with  $i$ . Mutual information has been extensively studied as a quantitative information flow metric (cf. Sect. 2). An effective privacy protection mechanism should aim at minimizing  $I(i; o)$ .

In PRIVUG, we use `scikit-learn` [39] which provides a mutual information estimator [28]. We chose this estimator as it supports both discrete and continuous variables. As it achieves better accuracy with samples generated by Hamiltonian samplers, and since Figaro lacks Hamiltonian samplers presently, we used the NUTS sampler from PyMC3 to implement mutual information.

In our example, we have  $I(a; o) = 9.37$  bits for  $k_{al}$  and  $I(a; o) = 0.60$  bits for  $k_{ab}$ . This is consistent with our intuition behind mutual information: when the attacker knows everything about the input except for Alice’s age, observing the output greatly reduces their uncertainty.

**Discussion on Priors.** The results and conclusions drawn from above analyses heavily depend on the choice of prior. The prior models what an attacker knows about the input of the program, the secondary knowledge that *linked* with the observed output can lead to privacy violations. The analysis may report no leakage if priors do not reflect the real information that an attacker has access to. Ideally, priors should be informed from real world data. For instance, if the program takes as input a set of records of US citizens, then it is advisable to inform priors from publicly available sources, *e.g.*, the US census. Conveniently, probabilistic programming frameworks can be used to automatically learn underlying distributions from data with better accuracy than simply using the empirical distributions [24]. For mutual information and multiplicative Bayes capacity (a derived metric from Bayes vulnerability), it has been shown that running the analysis with uniform priors

uncovers leakage if it exists [15, Theorem 4] and [2, Theorem 7.2], respectively. This result can be used with good effect to detect leakage, but not to estimate its magnitude, which can be estimated using PRIVUG.

## 5 Method (PRIVUG)

Figure 10 gives an overview of PRIVUG. The method is divided in two phases: *probabilistic modeling* (steps 1–3) and *posterior analysis* (steps 4–5).

1. *Prior.* Define the knowledge of the attacker about the input of the program before observing the output. We specify the prior as probability distributions over values that the attacker may consider plausible for the input variables. This yields a probability distribution  $P(i)$ . Here  $i$  can denote a single variable, vector, dataset, etc.

2. *Disclosure program.* Lift the disclosure program to the probability monad and produce the attacker’s prediction. That is, the distribution on the outputs of the program that the attacker consider possible, denoted as  $o$ . Hence obtaining the joint distribution  $P(i, o)$ .

3. *Observation.* Condition the joint distribution on a selected program output. This models the evidence that the attacker has after observing the output of the program. The observation is defined as a predicate over the output variables. This thus allows us to define a likelihood function  $P(E|i, o)$  for the observation, where  $E$  defines the set of observed outcomes.

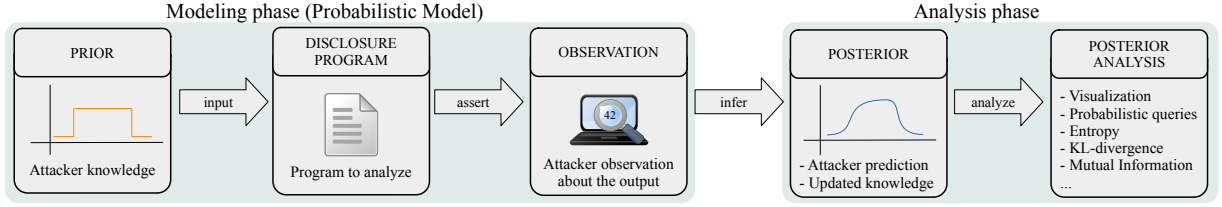
4. *Posterior.* Use Bayesian inference to compute a posterior from the elements of the probabilistic model. Bayes’ theorem defines how the components of a probabilistic model are to be combined to produce the posterior:

$$\overbrace{P(i, o|E)}^{\text{posterior}} = \frac{\overbrace{P(E|i, o)}^{\text{observation}} \cdot \overbrace{P(i, o)}^{\text{prior}}}{P(E)}.$$

As shown, probabilistic programming frameworks, like Figaro, can estimate posterior distributions automatically, typically as a representative sample of the distribution, but symbolic methods exist, too. The posterior distribution  $P(i, o|E)$  defines the knowledge of the attacker after observing an output of the program. We may also perform inference without a concrete  $E$ , or setting  $E = \top$ . In fact, we estimate mutual information using the joint distribution  $P(i, o)$ .

5. *Posterior Analysis.* Use the posterior distribution to understand the information flow and the attacker space.





**Fig. 10.** Method overview. Boxes represent elements of the method. Arrows indicate the steps to move from the prior to the posterior.

We can directly query the prior and posterior knowledge of the attacker (Sect. 4.3). All statistically defined leakage measures can, in principle, be used. The method can be applied *iteratively* and *exploratively* to a given problem. In each iteration, it is possible to update prior, disclosure program and observation, or change the prior to study different attackers. With every change the automatic inference can be re-run, allowing an analyst to compare the effectiveness of different disclosure programs (e.g. to tune parameters of an anonymization algorithm), or to analyze the effect of a privacy mechanism on a program. Changing observations allows the analyst to analyze specific regions of the attacker’s prediction. Metrics, like mutual information or Bayes risk, provide leakage estimation for all possible outputs.

PRIVUG’s intended users are data analysts with knowledge in statistics and probabilistic modeling. These users are typically trained in probabilistic programming, an essential part of their toolbox (e.g., [24, 29]). This makes it easy to perform steps 1, 3, and 4. Step 2 often simply requires updating the datatypes of the input (as in `agg` and `ano`). The analyst may, however, need to change the program to ensure differentiability, or replace program operators with the corresponding operators on probability distributions. To facilitate sampling, the program should be referentially transparent. These are the same techniques that data analysts use to create more advanced probabilistic models and analyses. Step 5’s probability queries, visualizations, and distribution statistics such as expected value or variance, are likewise familiar to data analysts. The interpretation of leakage does, however, require privacy-specific expertise (information theory, quantitative information flow).

PRIVUG is not tied to any particular probabilistic programming framework. We use PRIVUG in Figaro, which supports a functional programming style, and in PyMC3, that admits an imperative programming style.

## 6 Evaluation

We evaluate PRIVUG by asking the following questions:

- RQ1** *Can PRIVUG produce accurate results to privacy risk analysis? How fast does it converge?*
- RQ2** *Does PRIVUG scale? How does the complexity of the system impact the running time of the analyses?*
- RQ3** *Can PRIVUG analyze common privacy mechanisms?*

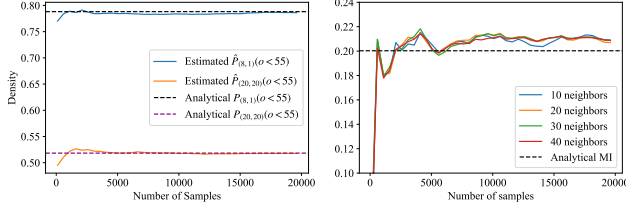
The key added value of PRIVUG is that it is a uniform framework enabling a researcher to experiment with new analysis scenarios and methods easily. Our evaluation aims not only to answer the above questions—it also witnesses the versatility of PRIVUG, since it enables realizing many scenarios for which otherwise specialized tools are needed. None of the other tools used below are able to realize all these diverse scenarios.

### 6.1 Accuracy (RQ1)

We study the convergence and accuracy of inference in PRIVUG separately for continuous and discrete variables, as the type of variables determines the type of sampling methods affecting convergence. The goal is to confirm soundness of results, and to give an idea of how effective the sampling analysis methods are. We use manually analyzed models and specialized tools as ground truth (marked on subsequent graphs with dashed black lines).

**Continuous.** Consider a program that computes the average  $o$  of random variables  $s, p_1, \dots, p_{200}$  distributed as  $s \sim \text{Nor}(42, \sigma_s)$  and  $p_i \sim \text{Nor}(55, \sigma_p)$ . Then  $o$  is normally distributed, with mean  $(42 + 200 \cdot 55) / 201$ . We vary  $\sigma_s$  and  $\sigma_p$  to control sample dispersion. We check how many samples are needed to accurately answer probability and mutual information queries. We use the NUTS sampler (Hamiltonian) in these experiments.

**Probability Queries.** Figure 11a shows the accuracy of the answer to the query  $P(o < 55)$  for  $\sigma_s = 8, \sigma_p = 1$  and  $\sigma_s = \sigma_p = 20$ , labeled as  $P_{(8,1)}$  and  $P_{(20,20)}$  in the graph.



(a) Probability query. (b) Mutual Information.

**Fig. 11.** Convergence of PRIVUG for continuous random variables.

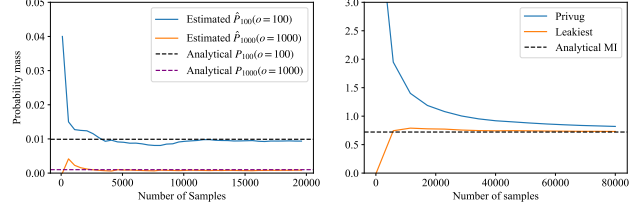
The error is below 0.01 after 5000 samples in both cases. Increasing the dispersion does not impact convergence.

**Mutual Information.** We study the accuracy of estimating mutual information with the estimator from `scikit-learn` for  $P_{(8,1)}$ . This estimator uses  $k$ -nearest neighbour distance. We simply run the estimator as part of a probabilistic model with the above prior on 201 variables. After 5000 samples the estimation error drops below 0.02 (Fig. 11b). The choice of  $k$  does not impact the result significantly. (In general, large values of  $k$  reduce variance, but may introduce bias in results [28].)

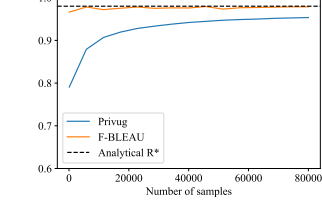
**Discrete.** Consider a program that adds two integer variables  $x$  and  $y$ , both uniformly distributed from 0 to  $n$  ( $o \sim x + y$ ). We check convergence for probability, Bayes risk, and mutual information queries, using the Metropolis inference algorithm. Importance sampling is known to perform comparably. For Bayes risk and mutual information we compute ground truth using state-of-the-art specialized tools. (We are not aware of any tool computing these for continuous input domains, cf. Sect. 2.)

**Probability Queries.** Figure 12a shows accuracy of the answer to  $P(o = n)$  for  $n \in \{100, 1000\}$  ( $n$  affects the support of  $x$  and  $y$ ). After 5000 samples the estimation error drops below 0.01. This occurs for both values of  $n$  indicating that the support of the distributions  $x$  and  $y$  does not significantly impact convergence.

**Bayes Risk and Mutual Information.** First, we evaluate a naive implementation of  $R^* = \sum_o \max_x P(x, o)$  (Bayes risk) and  $I(x; o) = \sum_x \sum_o P(x, o) \cdot \log(P(x, o)/P(x)P(o))$  (mutual information) [2, 16]. We query  $P(x, o)$ ,  $P(x)$  and  $P(o)$  to compute the estimations from definitions. Over 60000 samples are needed to estimate mutual information with an error below 0.2 for  $n = 100$  (Fig. 12b). The corresponding error for Bayes risk is below 0.05 (Fig. 12c). Second, Fig. 12bc includes performance of state-of-the-art tools LeakiEst and F-BLEAU. LeakiEst converges after 5000 samples. F-BLEAU produces a good estimation with only 1000 samples. These estimators greatly outperform querying the distributions.



(a) Probability query. (b) Mutual Information.



(c) Bayes Risk.

**Fig. 12.** Convergence of PRIVUG for discrete random variables.

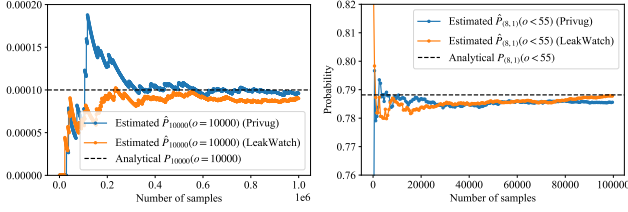
The key lesson is that PRIVUG is a good platform for researchers and data scientists to experiment. A few lines of Python or Scala implementing naive definitions on top of a probabilistic programming framework gives usable estimators that are natural to integrate into a data processing pipeline or a Jupyter notebook. Here, we used PRIVUG to quickly scaffold a new use scenario for LeakiEst and F-BLEAU

**Convergence LeakWatch vs PRIVUG.** we compare the speed of convergence of LeakWatch and PRIVUG. We test probability queries, mutual information using the LeakiEst and SKlearn estimators, and Bayes risk with F-BLEAU.

**Probability Queries.** Figures 13a and 13b show results for systems composed of discrete random variables and input domain of size 10000,  $P_{10000}$ , and for the continuous system,  $P_{(8,1)}$ . The results show no significant differences between the two methods.

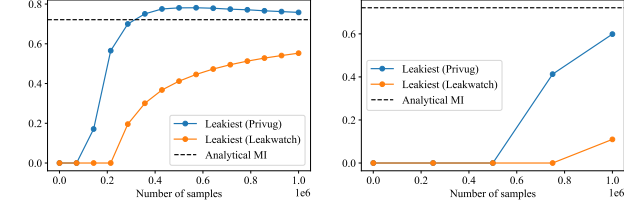
**Mutual Information.** Figures 14a and 14b show the convergence of PRIVUG and LeakWatch when using LeakiEst to estimate mutual information. PRIVUG converges faster in both cases. Strikingly, in Fig. 14b, PRIVUG needs 300k fewer samples to start converging. This indicates that the samples generated by PRIVUG are better suited for LeakiEst than those of LeakWatch, despite LeakWatch being designed for LeakiEst. For continuous random variables, we use the SKlearn estimator. The results show that both tools perform comparatively well.

**Bayes Risk.** Figure 15 shows that both tools perform similarly when using F-BLEAU to compute Bayes risk.



(a) Discrete  $P_{10000}(o = 10000)$ . (b) Continuous  $P_{(8,1)}(o < 55)$ .

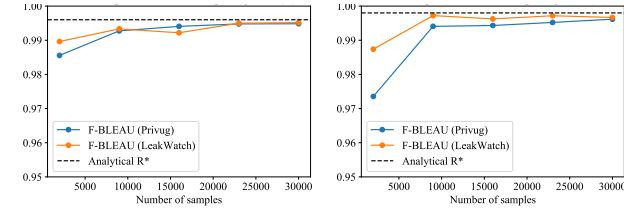
**Fig. 13. Convergence: PRIVUG & LeakWatch, probability queries.**



(a) Discrete  $P_{500}$ , LeakiEst. (b) Discrete  $P_{1000}$ , LeakiEst.

(c) Continuous  $P_{(8,1)}$ , SKlearn.

**Fig. 14. Convergence: PRIVUG & LeakWatch, Mutual Info.**



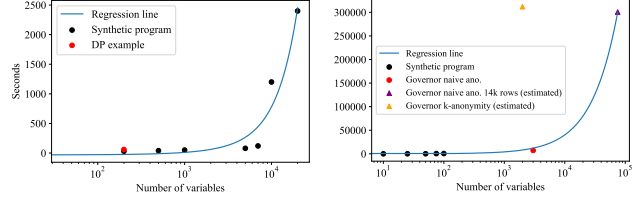
(a) Discrete  $P_{500}$ , F-BLEAU. (b) Discrete  $P_{1000}$ , F-BLEAU.

**Fig. 15. Convergence: PRIVUG & LeakWatch, Bayes Risk.**

## 6.2 Scalability (RQ2)

We evaluate how long it takes for NUTS (continuous) and Metropolis (discrete) samplers to produce two chains of 10000 samples each for probabilistic models extracted from programs. The efficiency of sampling in Bayesian inference suffers when the number of variables increases. We thus scale the example from above up to 20000 variables (continuous:  $(s + p_1 + p_2 + \dots + p_{20000})/20001$ , and discrete:  $x + y_1 + y_2 + \dots + y_{20000}$ ). This number permits modeling large and complex systems. We run the evaluation on a machine with 8 x 1.70 GHz cores with 16 GiB of RAM, except for the two experiments from Sect. 6.3 that are executed on 8 x 3.60 GHz with 32 GiB of RAM.

Figure 16 shows the data points measured; the blue line the main tendency of the measurements. Black dots



(a) Continuous random variables. (b) Discrete random variables.

**Fig. 16. Scalability for 6 examples (inference time vs dimensions).**

correspond to synthetic programs, and the remaining symbols to the programs described in more detail in Sect. 6.3. Continuous sampling is more efficient; samplers for continuous domains can leverage continuity to generalize faster [26]. A model with 20000 random variables can generate the target samples in around 40 minutes. Notably, the differential privacy case exhibits particularly low execution time (red in Fig. 16a), consistent with the trend of the synthetic examples.

The inference for discrete systems is significantly slower. First, we note that the synthetic examples (black lines) seem to follow a linear trend. The red dot in Fig. 16b corresponds to the execution time of the governor example model (Sect. 6.3) with 5000 random variable. The sampling run-time exceeds two hours. The purple and orange triangles mark the execution times of the naive anonymization example with a dataset of size 14k, and of the  $k$ -anonymity case (Sect. 6.3), respectively. To account for low sampling performance we generated only 1000 samples for each and scaled the time linearly to place it in the graph. Both cases took over 5 hours (80 hours after scaling).

The  $k$ -anonymity algorithm is an interesting outlier here, even with a small database of 500 entries. The exponential (in the number of columns) algorithm used to evaluate each sample here, dominates the cost of inference. Furthermore, the structure of the combinatorial space is not easily penetrable for the samplers. Clearly, MCMC inference methods, and thus PRIVUG, work more effectively for programs computing continuous functions of continuous variables.

**Scalability LeakWatch & PRIVUG.** We compare the scalability of PRIVUG and LeakWatch, by measuring the time it takes them to generate 20000 samples (in one chain) of the  $P_{(8,1)}$  program above with an increasing number of variables. Figure 17 shows the result. Up to 9000 variables, both perform comparably well—with PRIVUG slightly faster. However, LeakWatch crashes from out-of-memory errors on cases with more than 10000 variables. PRIVUG runs out of memory after 30000

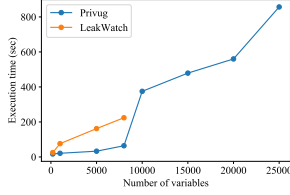


Fig. 17. Scalability PRIVUG & LeakWatch for  $P_{(8,1)}$ .

variables. This illustrates the efficiency of probabilistic programming frameworks in dealing with system with large number of parameters; for  $P_{(8,1)}$ , PRIVUG can deal with systems 3 times larger than LeakWatch. This is not surprising, probabilistic programming frameworks may be composed by thousands of variables, and scalability is an important concern in their implementation.

**Impact of program's complexity on PRIVUG.** We test how the time complexity of the disclosure program impacts the execution time of PRIVUG. We do this for a program  $f(arr, c)$  with running time  $O(n^c)$  for  $n = |arr|$  (cf. Appendix D). For increasing  $n$  and  $c$  respectively, we compare the running time of generating 10000 samples for  $f$  in PRIVUG, with executing  $f$  10000 times on its own. We use the Metropolis sampler, since it performed slower in our previous experiments. Figure 27 in Appendix D shows the result: the two experiments have similar execution times. This indicates that the execution time of PRIVUG is proportional to the number of samples. In other words, that in PRIVUG, the disclosure program only adds a constant amount of time per sample, regardless of its time complexity. These results also explains why the  $k$ -anonymity program (of quadratic complexity) is an outlier when compared with programs of linear complexity (Fig. 16b).

### 6.3 Applicability (RQ3)

We analyze three classic privacy mechanisms in PRIVUG. The purpose is twofold: i) Demonstrate the applicability of PRIVUG in a variety of systems, and ii) Serve as templates for data analysts. Our repository [38] contains the complete code of all systems. The code can be easily adapted by data analysts to work on their needs with minimal changes.

**Differential Privacy.** Dwork *et al.* [20] report that developers lack a systematic method for choosing parameters of differential privacy mechanisms. PRIVUG can be used to analyze a program composed with a differential privacy mechanism to explore trade-offs between privacy

```
1 def dp_agg ( epsilon: Double,
2   records: FixedSizeArrayElement[(String,Double)]):
3   ) : Element[Double] = {
4     val delta = Constant(200.0)/records.length
5     val lambda = Constant(epsilon)/delta
6     val X = continuous.Exponential(lambda)
7     val Y = Flip(0.5)
8     val laplaceNoise = If(Y, X*Constant(-1.0), X)
9     agg(records) ++ laplaceNoise }
```

Fig. 18. Differentially private extension of `agg`.

protection and data utility, and to support informed choice of parameters for the mechanism.

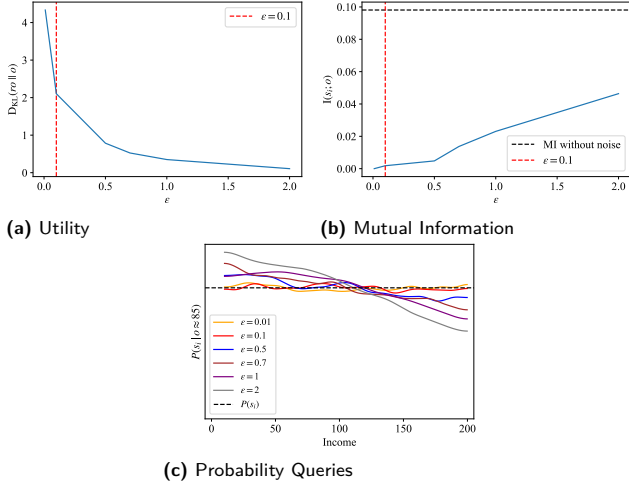
Violators Ltd. use `agg` to compute the mean incomes of their employees, with intention to release the output publicly. To protect the anonymity of employees, we decide to add Laplacian noise to the output; a popular differential privacy mechanism [21, 22].

**Prior.** We assume that there are 200 incomes used in the algorithm ( $|records| \sim \text{Con}(200)$ ). Violators have previously released data on 195 of the 200 incomes, so it is publicly known that they are between \$80k and \$90k ( $\text{Uni}(80, 90)$ ). There are 5 new employees of which no income information is known ( $\text{Uni}(10, 200)$ ).

**Prediction.** We extend the program `agg` by adding Laplacian noise to the output:  $o \sim \text{agg} + \text{Lap}(0, \Delta\text{agg}/\epsilon)$  where  $\Delta\text{agg}$  denotes the *sensitivity* of `agg`. This is known to preserve  $\epsilon$ -differential privacy [22, Thm. 3.6]. Sensitivity captures the magnitude by which a single entry can change the output. The program with the mechanism incorporated takes as input the epsilon ( $\epsilon$ ) and a set of `records`, returning the average income. After lifting:

```
(lift dp_agg) :
  Dist(Double, List[(String, Double)]) → Dist(Double)
```

Figure 18 shows the implementation in Figaro. Line 4 computes the sensitivity. Since the maximum income of an individual is 200k, the sensitivity is  $\frac{200}{|records|}$ . Sensitivity can be added as a parameter of the program, if difficult to determine. Lines 4-8 define the Laplace distribution  $\text{Lap}(0, \Delta\text{agg}/\epsilon)$  for the noise. We construct it from an exponential and a Bernoulli distributions as follows  $\text{Lap}(0, 1/\lambda) \sim x(2y - 1)$  where  $x \sim \text{Exp}(\lambda)$  and  $y \sim \text{Ber}(0.5)$  are independent random variables. Line 6 defines  $x \sim \text{Exp}(\epsilon/\Delta\text{agg})$ , line 7 defines  $y \sim \text{Ber}(0.5)$ . Figaro uses `Flip` for Bernoulli distribution. Line 8 combines them by flipping the sign of  $x$  when the outcome of the flip is positive, equivalent to  $x(2y - 1)$ . Line 9 adds the noise to the result of `agg`.



**Fig. 19.** Analyses for the differential privacy algorithm `dp_agg`.

**Analysis.** We analyze how the utility of the program, mutual information, and probability queries for a concrete output are affected by different choices of  $\epsilon$ , to better understand risks associated to particular values of  $\epsilon$ .

**Utility.** We measure *utility* as the KL-divergence between the noisy and noiseless output. High KL-divergence indicates low utility as it represents loss of information wrt. the noiseless output. Differential privacy does include an accuracy parameter to quantify utility [22], but we opted for a more broadly used metric here, with applications outside differential privacy, as this allows to better demonstrate the applicability of PRIVUG. Figure 19a plots the KL-divergence  $D_{KL}(ro||o)$  between the real output ( $ro$ ) and the output with noise ( $o$ ). We observe an exponential decay of KL-divergence as  $\epsilon$  increases, consistent with the intuition that small values of  $\epsilon$  result in high noise and reduced utility. The graph suggests that decrements in  $\epsilon$  for  $\epsilon < 0.5$  may impact utility strongly.

**Mutual Information.** How do changes to  $\epsilon$  influence the information flow from the income of new employees to the output? Mutual information is 0 if one is independent of the other (*i.e.* no information flow). Figure 19b plots mutual information  $I(s_i; o)$  for different values of  $\epsilon$ . The dashed line shows the baseline, *i.e.* mutual information when the output has no added noise. This shows mutual information increases linearly with  $\epsilon$ .

**Probability Queries.** Suppose running the program with  $\epsilon = 0.5$  yields 85k as a result. Suppose privacy regulations disallow revealing income data without employee consent. Violators would like to determine, whether revealing this result could breach regulation. Using PRIVUG, we analyze the distribution  $P(s_i | o \approx 85)$  to determine if

knowledge is gained by observing that the output of the program is 85k. Figure 19c shows the distributions for different values of  $\epsilon$ . The dashed line marks the baseline, *i.e.*, the probability distribution before the observation  $P(s_i)$ . The blue line corresponds to the run with  $\epsilon = 0.5$ . Since this line is not parallel with the baseline (dashed), there is evidence of an increase in knowledge; namely it is more likely that the income of the new employees is below 100k than over 100k. We plot several lines for other values of  $\epsilon$ . Any  $\epsilon > 0.1$  increases the knowledge about the salary of the new employees, whereas  $\epsilon \leq 0.1$  does not. Consequently, releasing the average 85k computed using  $\epsilon = 0.5$  will result in a violation of the regulation.

**Summary.** Following the above, an analyst is better informed about the effect of different choices of  $\epsilon$ . First, we have discovered that releasing the average income 85k with  $\epsilon > 0.1$  reveals information about the salary of new employees. Violators Ltd. should either use  $\epsilon < 0.1$  or seek consent from employees. Mutual information increases linearly with  $\epsilon$ , and for  $\epsilon < 0.5$  is notably low. Utility exhibits an exponential decay as  $\epsilon$  decreases. This decay is especially pronounced with  $\epsilon < 1$ , showing the impact of the added noise on utility.

**Naive Anonymization.** We quantify how strongly an attacker can determine the diagnosis of an individual (the governor) by observing the output of `ano` from Sect. 3.

**Prior.** Figure 20 gives a prior for the dataset described in Sect. 3. `Name` is an identifier for an individual. For the sake of clarity, we assume that `Zip`, `Day` and `Sex` are non-sensitive attributes, and `Diagnosis` is sensitive. `Name`, `Zip`, `Day` and `Sex` are uniformly distributed, and `Diagnosis` is 111 with a 20% probability. The first row in the dataset is fixed, containing the governor’s record. The prior knows the size of the dataset: 1000 records.

**Prediction.** For `ano`, recall that

```
ano : List[(Name, Zip, Day, Sex, Diagnosis)]
    → List[(Zip, Day, Sex, Diagnosis)].
```

The lifted version of `ano` has type

```
(lift ano) : Dist(List[(Name, Zip, Day, Sex, Diagnosis)])
    → Dist(List[(Zip, Day, Sex, Diagnosis)]).
```

The result, `ano_p`, is in Fig. 21. Like before, we use `FixedSizeArrayElement[T]` in place of `Dist(List[T])`.

**Analysis.** We analyze what the attacker might learn about an individual record from observing the output of `ano`.



```

1 def p : FixedSizeArrayElement[(Name,Zip,Day,Sex,Diagnosis)] = {
2   val names : Seq[String] = List("Bob", "Charles", ...
3   val zips : Seq[Zip] = List(1100, 1101, 1102, ...
4   val days : Seq[Date] = List(01/01/1950, 02/01/1950, ...
5   VariableSizeArray ( Constant(1000), i => for {
6     n <- if(i==0) Constant(GNAME) else Uniform(names:_)
7     z <- if(i==0) Constant(GZIP) else Uniform(zips:_)
8     b <- if(i==0) Constant(GDAY) else Uniform(days:_)
9     s <- if(i==0) Constant(GSEX) else Uniform(Male,Female)
10    d <- if(i==0) Constant(GILL) else If(Flip(.2),Ill,Healthy)
11  } yield (n,z,b,s,d) ) }

```

Fig. 20. Prior for our anonymization example in Figaro/Scala.

```

1 def ano_p (
2   rs : FixedSizeArrayElement[(Name,Zip,Day,Sex,Diagnosis)]
3 ) : ContainerElement[Int,(Zip,Day,Sex,Diagnosis)] =
4   rs.map { case (n, z, b, s, d) => (z, b, s, d) }

```

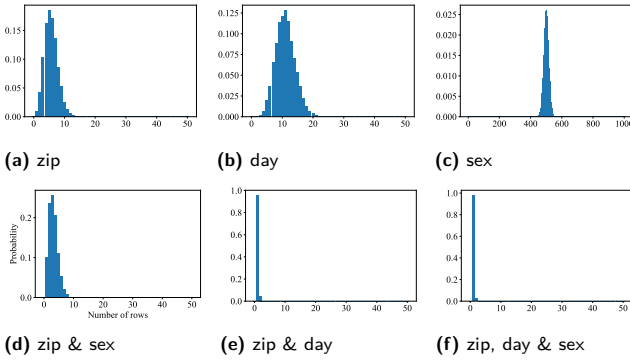
Fig. 21. Probabilistic version of `ano`.

Fig. 22. Quasi-identifier analysis results.

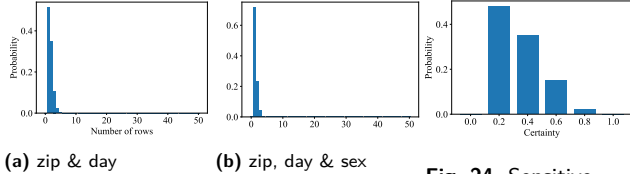


Fig. 23. Quasi-identifier analysis results on large datasets.

Fig. 24. Sensitive attribute analysis results.

**Quasi-Identifiers.** First we assess re-identification risk. We check the risk that an attacker can uniquely identify an individual's row using *quasi-identifiers*, which may enable linking attacks (Sect. 3). For this, we inspect subsets of attributes to determine how uniquely they identify subjects. We query for probability of a certain number of rows in the output satisfying a predicate  $p$ , where  $p$  models which attributes we want to match with the governor's. For example: `probability(x, (v: Int) => v == 5)`, where  $x$  is a random variable representing the number of records satisfying  $p$  ( $x = \text{output.count}(p)$ ), yields the probability that  $x = 5$ , *i.e.* that there are 5 such rows.

Query	Probability
$P(\forall r \in D \cdot r.z = \text{GZIP} \implies r.d = \text{Ill})$	.02
$P(\forall r \in D \cdot r.b = \text{GDAY} \implies r.d = \text{Ill})$	.00006
$P(\forall r \in D \cdot r.s = \text{GSEX} \implies r.d = \text{Ill})$	.0
$P(\forall r \in D \cdot r.z = \text{GZIP} \wedge r.b = \text{GDAY} \implies r.d = \text{Ill})$	.96
$P(\forall r \in D \cdot r.z = \text{GZIP} \wedge r.s = \text{GSEX} \implies r.d = \text{Ill})$	.16
$P(\forall r \in D \cdot r.b = \text{GDAY} \wedge r.s = \text{GSEX} \implies r.d = \text{Ill})$	.018
$P(\forall r \in D \cdot r.z = \text{GZIP} \wedge r.b = \text{GDAY} \wedge r.s = \text{GSEX} \implies r.d = \text{Ill})$	.98

Table 2. Probability of learning governor's diagnosis.

Figure 22 shows the outcome. The governor's row is most likely to share zip code with  $\sim 5$  rows, and sex with  $\sim 500$  rows. However, with more attributes (*e.g.* zip+day, zip+day+sex) it becomes very likely that only the governor's record has those values. Disclosing those together thus poses significant re-identification risk.

**Positive Disclosure.** Next we assess positive disclosure risk [33]: Can the attacker determine the diagnosis of an individual (w/o necessarily identifying its row)? Consider a property of datasets stipulating that all records satisfying  $\psi$  are ill:  $\forall r \in D \cdot \psi(r) \implies r.d = \text{Ill}$ . We instantiate  $\psi$  in various ways; with  $\psi(r) = (r.z = \text{GZIP})$ , the property stipulates that all records with the governor's zip code are ill. We compute the probability that this property holds for the anonymized dataset by issuing a forall query on the posterior.

Tbl. 2 displays the result. Like in the original case study [48], we conclude that with access to the governor's zip code, birthday, and sex (last row), an attacker can determine the diagnosis of the governor with high probability (98%). Unlike in the original study, we concluded this for all data sets satisfying our prior model.

**Large Datasets.** We assess how the size of the dataset affects our risk analyses. We re-run quasi-identifier and positive disclosure analyses for a dataset size of 14000—closer to the original dataset size [48]. This probabilistic model contains 70000 random variables (5 variables per row, 14000 rows). We generate only 1000 samples, which lowers the accuracy of our analysis (Sect. 6.1).

Yet, our results (cf. Fig. 23b) are close to those originally reported [48]: There is a 71% probability that no other record shares the governor's zip code, birthday, and sex. For zip code and birthday (cf. Fig. 23a) the probability is 51%. Similarly, the positive disclosure analysis shows a decrease in the probability of learning the diagnosis (cf. Tbl. 3 in Appendix B). These results indicate that, for this program and prior, increasing the size of the dataset does not uncover new privacy risks. On the contrary, smaller datasets are more vulnerable.

*Sensitive Attributes.* Finally, we assess if the attacker learns something about the governor’s diagnosis (w/o necessarily determining it with certainty). Say the dataset contains 5 records with the governor’s zip code (cf. Fig. 22a). Suppose that out of those 5 people,  $k$  are ill. Then the probability of the governor being ill is  $k/5$ . Notably, if all 5 are ill, then the attacker is certain that the the governor is ill. This corresponds to the query

$$P(\text{output.count}(\varphi \wedge \psi) = k \mid \text{output.count}(\varphi) = 5),$$

where  $\varphi$  and  $\psi$  are predicates;  $\psi$  is true iff the record is ill, and  $\varphi$  iff it has the governor’s zip code. We use `setCondition` to observe that `output.count(q) = 5`.

Figure 24 shows the result. The first bar (0.2) reflects the prior probability, so there is 50% chance that the attacker learns nothing from an actual data set. However, there is a 50% chance that the belief of an attacker in a positive diagnosis grows: 0.4 with 35% probability, etc. This demonstrates that PRIVUG can not only reason about the risk of an attacker learning something with certainty, but about decrease of uncertainty as well.

***k-anonymity.*** We analyze an algorithm that produces a  $k$ -anonymous dataset of health records. That is, for any combination of attributes, at least  $k$  rows in the dataset share those attribute values [48].

*Prior.* We use the same prior as before; see Fig. 20.

*Prediction.* We use `k_ano`, which takes as parameter  $k$  and a dataset, and outputs a  $k$ -anonymous dataset.

```
k_ano : (Int, List[(Name, Zip, Day, Sex, Diagnosis)])
  → List[(Zip, Day, Sex, Diagnosis)]
```

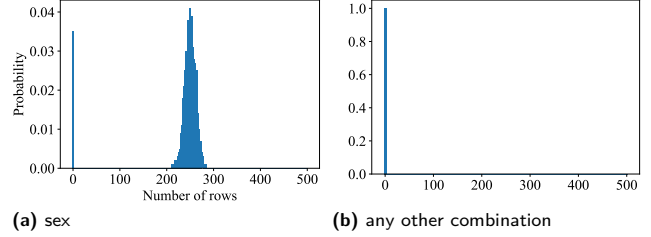
The lifted version of `k_ano` has type

```
(lift k_ano) : Dist(Int, List[(Name, Zip, Day, ...)])
  → Dist(List[(Zip, Day, ...)]).
```

We refer interested readers to Appendix C for the details of the resulting probabilistic program `k_ano_p`.

*Analysis.* We analyze the privacy-utility tradeoff of `k_ano`. For this, we run the same analyses as in Sect. 6.3 for  $k = 2$ , with dataset size 500 and for 1000 samples.

*Quasi-Identifiers.* Figure 25a shows that the number of records in the output dataset matching the governor’s sex in the input, is like we saw before (cf. Fig. 22c), save for the rare (~3.5%) occasion where sex was part of some quasi-identifier. In those instances, `k_ano masked Sex`, replacing everyone’s `Sex` with `*` to enforce 2-anonymity. Figure 25b shows that for any other sensitive attribute



**Fig. 25.** Number of rows matching different combinations of attributes of the governor’s attributes ( $k=2$ ).

combination, none of the records in the output share those attribute values with the governor’s values from the input. Thus, `k_ano` always mask `Zip` and `Day`.

*Positive Disclosure.* The risk of learning the governor’s diagnosis is 0 for any attribute combination (cf. Tbl. 4 in Appendix B), since `k_ano` always mask `Zip` and `Day`.

*Summary.* This analysis shows that `k_ano` eliminates disclosure risk compared to `ano`. However, `k_ano` destroys most, in some cases all, utility; when `Sex` also gets anonymized, then only the distribution on `Diagnosis` remains (which is public information already). Using PRIVUG, an analyst can thus investigate the privacy-utility tradeoff of changes made to a disclosure program, and compare programs for disclosure risk.

## 7 Conclusion

PRIVUG is a generic, extensible method, enabling data scientists to analyze privacy risks in analytics programs, and privacy researchers to experiment with protection mechanisms. It is based on probabilistic programming.

In PRIVUG, we build a probabilistic model of the attacker’s prior, lift the program to operate on models, and use Bayesian inference to compute the posterior given an observation. This lets us efficiently compute any risk metric that can be computed from sample traces of a Bayesian inference algorithm, thus supporting a wide range of techniques and tools for the use-cases above. Strikingly, this works without access to the data that the program will process. Our implementation is the first leakage estimation tool to support such a wide range of metrics, and continuous inputs and outputs.

We demonstrate accuracy and scalability of PRIVUG empirically by comparing it to existing tools, and applicability through a wide range of examples. Strikingly, we find that PRIVUG converges faster than LeakWatch when estimating mutual information via LeakiEst for the evaluated programs. Our experiments also provide

evidence that PRIVUG scales better than LeakWatch. We implement leakage quantification metrics such as Shannon entropy, KL-divergence, and mutual information and Bayes risk. We demonstrate the use of existing black-box tools (LeakiEst & F-BLEAU) within PRIVUG; and confirm that they greatly outperform directly using estimated distributions. We show how to find quasi-identifiers, and study the diversity of values of sensible attributes. Finally, we demonstrate how to use PRIVUG to analyze privacy mechanisms: differential privacy and  $k$ -anonymization.

## References

- [1] Ibrahim A. Ahmad and Pi-Erh Lin. A nonparametric estimation of the entropy for absolutely continuous distributions (corresp.). *IEEE Trans. Inf. Theory*, 22(3):372–375, 1976.
- [2] Mário S. Alvim, Konstantinos Chatzikokolakis, Annabelle McIver, Carroll Morgan, Catuscia Palamidessi, and Geoffrey Smith. *The Science of Quantitative Information Flow*. Springer International Publishing, 2020.
- [3] Eli Bingham, Jonathan P. Chen, Martin Jankowiak, Fritz Obermeyer, Neeraj Pradhan, Theofanis Karaletsos, Rohit Singh, Paul A. Szerlip, Paul Horsfall, and Noah D. Goodman. Pyro: Deep universal probabilistic programming. *J. Mach. Learn. Res.*, 20:28:1–28:6, 2019.
- [4] Fabrizio Biondi, Yusuke Kawamoto, Axel Legay, and Louis-Marie Traonouez. Hybrid statistical estimation of mutual information and its application to information flow. *Formal Aspects Comput.*, 31(2):165–206, 2019.
- [5] Fabrizio Biondi, Axel Legay, Louis-Marie Traonouez, and Andrzej Wasowski. QUAIL: A quantitative security analyzer for imperative code. In *Proceedings of 25th International Conference of Computer Aided Verification CAV 2013, Saint Petersburg, Russia, July 13-19, 2013.*, volume 8044 of *Lecture Notes in Computer Science*, pages 702–707. Springer, 2013.
- [6] Justin Brickell and Vitaly Shmatikov. The cost of privacy: destruction of data-mining utility in anonymized data publishing. In *Proceedings of the 14th ACM SIGKDD International Conference on Knowledge Discovery and Data Mining, Las Vegas, Nevada, USA, August 24-27, 2008*, 2008.
- [7] Kenneth P. Burnham and David R. Anderson. *Model Selection and Multimodel Inference: A Practical Information-Theoretic Approach*. Springer-Verlag New York, 2002.
- [8] Jianneng Cao and Panagiotis Karras. Publishing microdata with a robust privacy guarantee. *Proc. VLDB Endow.*, 5(11):1388–1399, 2012.
- [9] Konstantinos Chatzikokolakis, Catuscia Palamidessi, and Prakash Panangaden. On the bayes risk in information-hiding protocols. *J. Comput. Secur.*, 16(5):531–571, 2008.
- [10] Giovanni Cherubin. *Black-box Security: Measuring Black-box Information Leakage via Machine Learning*. PhD thesis, Royal Holloway, University of London, 2018.
- [11] Giovanni Cherubin, Konstantinos Chatzikokolakis, and Catuscia Palamidessi. F-BLEAU: fast black-box leakage estimation. In *2019 IEEE Symposium on Security and Privacy, SP 2019, San Francisco, CA, USA, May 19-23, 2019*, pages 835–852. IEEE, 2019.
- [12] Tom Chothia, Yusuke Kawamoto, and Chris Novakovic. LeakWatch: Pseudorandom Number Generators Example. <https://www.cs.bham.ac.uk/research/projects/infotools/leakwatch/examples/prng.php>.
- [13] Tom Chothia, Yusuke Kawamoto, and Chris Novakovic. A tool for estimating information leakage. In *Computer Aided Verification - 25th International Conference, CAV 2013, Saint Petersburg, Russia, July 13-19, 2013. Proceedings*, volume 8044 of *Lecture Notes in Computer Science*, pages 690–695. Springer, 2013.
- [14] Tom Chothia, Yusuke Kawamoto, and Chris Novakovic. Leak-watch: Estimating information leakage from java programs. In *Computer Security - ESORICS 2014 - 19th European Symposium on Research in Computer Security, Wroclaw, Poland, September 7-11, 2014. Proceedings, Part II*, volume 8713 of *Lecture Notes in Computer Science*, pages 219–236. Springer, 2014.
- [15] Tom Chothia, Yusuke Kawamoto, Chris Novakovic, and David Parker. Probabilistic point-to-point information leakage. In *2013 IEEE 26th Computer Security Foundations Symposium, New Orleans, LA, USA, June 26-28, 2013*, pages 193–205. IEEE Computer Society, 2013.
- [16] Thomas M. Cover and Joy A. Thomas. *Elements of information theory (2. ed.)*. Wiley, 2006.
- [17] Leonardo Mendonça de Moura and Nikolaj Bjørner. Z3: an efficient SMT solver. In *Tools and Algorithms for the Construction and Analysis of Systems, 14th International Conference, TACAS 2008, Held as Part of the Joint European Conferences on Theory and Practice of Software, ETAPS 2008, Budapest, Hungary, March 29-April 6, 2008. Proceedings*, volume 4963 of *Lecture Notes in Computer Science*, pages 337–340. Springer, 2008.
- [18] Joshua V. Dillon, Ian Langmore, Dustin Tran, Eugene Brevdo, Srinivas Vasudevan, Dave Moore, Brian Patton, Alex Alemi, Matthew D. Hoffman, and Rif A. Saurous. Tensorflow distributions. *CoRR*, abs/1711.10604, 2017.
- [19] Cynthia Dwork. Differential privacy. In *Automata, Languages and Programming, 33rd International Colloquium, ICALP 2006, Venice, Italy, July 10-14, 2006, Proceedings, Part II*, volume 4052 of *Lecture Notes in Computer Science*, pages 1–12, 2006.
- [20] Cynthia Dwork, Nitin Kohli, and Deirdre Mulligan. Differential privacy in practice: Expose your epsilons! *Journal of Privacy and Confidentiality*, 9(2), 2019.
- [21] Cynthia Dwork, Frank McSherry, Kobbi Nissim, and Adam D. Smith. Calibrating noise to sensitivity in private data analysis. In Shai Halevi and Tal Rabin, editors, *Theory of Cryptography, Third Theory of Cryptography Conference, TCC 2006, New York, NY, USA, March 4-7, 2006, Proceedings*, volume 3876 of *Lecture Notes in Computer Science*, pages 265–284. Springer, 2006.
- [22] Cynthia Dwork and Aaron Roth. The algorithmic foundations of differential privacy. *Found. Trends Theor. Comput. Sci.*, 9(3-4):211–407, 2014.

- [23] Timon Gehr, Sasa Misailovic, and Martin T. Vechev. PSI: exact symbolic inference for probabilistic programs. In *Computer Aided Verification - 28th International Conference, CAV 2016, Toronto, ON, Canada, July 17-23, 2016, Proceedings, Part I*, volume 9779 of *Lecture Notes in Computer Science*, pages 62–83, 2016.
- [24] Andrew Gelman, John B Carlin, Hal S Stern, David B Dunson, Aki Vehtari, and Donald B Rubin. *Bayesian data analysis*. CRC press, 2013.
- [25] Viktor Hargitai, Irina Shklovski, and Andrzej Wasowski. Going beyond obscurity: Organizational approaches to data anonymization. *PACMHCI*, 2(CSCW):66:1–66:22, 2018.
- [26] Matthew D. Hoffman and Andrew Gelman. The no-u-turn sampler: adaptively setting path lengths in hamiltonian monte carlo. *J. Mach. Learn. Res.*, 15(1):1593–1623, 2014.
- [27] Boris Köpf and David A. Basin. An information-theoretic model for adaptive side-channel attacks. In *Proceedings of the 2007 ACM Conference on Computer and Communications Security, CCS 2007, Alexandria, Virginia, USA, October 28-31, 2007*, pages 286–296, 2007.
- [28] Alexander Kraskov, Harald Stögbauer, and Peter Grassberger. Estimating mutual information. *Phys. Rev. E*, 69:066138, Jun 2004.
- [29] John Kruschke. *Doing Bayesian data analysis: A tutorial with R, JAGS, and Stan*. Academic Press, 2014.
- [30] Martin Kucera, Petar Tsankov, Timon Gehr, Marco Guarnieri, and Martin T. Vechev. Synthesis of probabilistic privacy enforcement. In *Proceedings of the 2017 ACM SIGSAC Conference on Computer and Communications Security, CCS 2017, Dallas, TX, USA, October 30 - November 03, 2017*, pages 391–408. ACM, 2017.
- [31] Solomon Kullback and Richard A Leibler. On information and sufficiency. *The annals of mathematical statistics*, 22(1):79–86, 1951.
- [32] Ninghui Li, Tiancheng Li, and Suresh Venkatasubramanian.  $t$ -closeness: Privacy beyond  $k$ -anonymity and  $l$ -diversity. In *Proceedings of the 23rd International Conference on Data Engineering, ICDE 2007, The Marmara Hotel, Istanbul, Turkey, April 15-20, 2007*, pages 106–115, 2007.
- [33] Ashwin Machanavajjhala, Daniel Kifer, Johannes Gehrke, and Muthuramakrishnan Venkitasubramaniam.  $L$ -diversity: Privacy beyond  $k$ -anonymity. *ACM Trans. Knowl. Discov. Data*, 1(1):1–52, 2007.
- [34] Pasquale Malacaria. Assessing security threats of looping constructs. In *Proceedings of the 34th ACM SIGPLAN-SIGACT Symposium on Principles of Programming Languages, POPL 2007, Nice, France, January 17-19, 2007*, pages 225–235. ACM, 2007.
- [35] Piotr Mardziel, Stephen Magill, Michael Hicks, and Mudhakar Srivatsa. Dynamic enforcement of knowledge-based security policies using probabilistic abstract interpretation. *J. Comput. Secur.*, 21(4):463–532, 2013.
- [36] Guillaume Nadon, Marcus Feilberg, Mathias Johansen, and Irina Shklovski. In the user we trust: Unrealistic expectations of facebook’s privacy mechanisms. In *Proceedings of the 9th International Conference on Social Media and Society, SMSociety 2018, Copenhagen, Denmark, July 18-20, 2018*, pages 138–149. ACM, 2018.
- [37] Mehmet Ercan Nergiz, Maurizio Atzori, and Chris Clifton. Hiding the presence of individuals from shared databases. In *Proceedings of the ACM SIGMOD International Conference on Management of Data, Beijing, China, June 12-14, 2007*, pages 665–676, 2007.
- [38] Open Repository with complete set of programs, experiments and results, 2021. <https://bitbucket.org/itu-square/privug-experiments/>.
- [39] F. Pedregosa, G. Varoquaux, A. Gramfort, V. Michel, B. Thirion, O. Grisel, M. Blondel, P. Prettenhofer, R. Weiss, V. Dubourg, J. Vanderplas, A. Passos, D. Cournapeau, M. Brucher, M. Perrot, and E. Duchesnay. Scikit-learn: Machine learning in Python. *Journal of Machine Learning Research*, 12:2825–2830, 2011.
- [40] Avi Pfeffer. *Practical probabilistic programming*. Manning Publications Co., 2016.
- [41] Norman Ramsey and Avi Pfeffer. Stochastic lambda calculus and monads of probability distributions. In John Launchbury and John C. Mitchell, editors, *Conference Record of POPL 2002: The 29th SIGPLAN-SIGACT Symposium on Principles of Programming Languages, Portland, OR, USA, January 16-18, 2002*, pages 154–165. ACM, 2002.
- [42] Alfréd Rényi et al. On measures of entropy and information. In *Proceedings of the Fourth Berkeley Symposium on Mathematical Statistics and Probability, Volume 1: Contributions to the Theory of Statistics*. The Regents of the University of California, 1961.
- [43] Christian P. Robert and George Casella. *Monte Carlo Statistical Methods*. Springer Texts in Statistics. Springer, 2004.
- [44] Marco Romanelli, Konstantinos Chatzikokolakis, Catuscia Palamidessi, and Pablo Piantanida. Estimating g-leakage via machine learning. In *CCS '20: 2020 ACM SIGSAC Conference on Computer and Communications Security, Virtual Event, USA, November 9-13, 2020*, pages 697–716. ACM, 2020.
- [45] John Salvatier, Thomas V. Wiecki, and Christopher Fonnesbeck. Probabilistic programming in python using pymc3. *PeerJ Comput. Sci.*, 2:e55, 2016.
- [46] Claude E. Shannon. A mathematical theory of communication. *Bell Syst. Tech. J.*, 27(3):379–423, 1948.
- [47] Bernard W. Silverman. *Density Estimation for Statistics and Data Analysis*, volume 26. CRC Press, 1986.
- [48] Latanya Sweeney.  $k$ -anonymity: A model for protecting privacy. *International Journal on Uncertainty, Fuzziness and Knowledge-based Systems*, 10(5):557–570, 2002.
- [49] David Tolpin, Jan-Willem van de Meent, Hongseok Yang, and Frank D. Wood. Design and implementation of probabilistic programming language Anglican. In *Proceedings of the 28th Symposium on the Implementation and Application of Functional Programming Languages, IFL 2016, Leuven, Belgium, August 31 - September 2, 2016*, pages 6:1–6:12. ACM, 2016.
- [50] Qing Wang, Sanjeev R. Kulkarni, and Sergio Verdú. Divergence estimation of continuous distributions based on data-dependent partitions. *IEEE Trans. Inf. Theory*, 51(9):3064–3074, 2005.

## A Programs as Models

Probabilistic programming can be used to model the attacker's view of a program execution. To provide a technical basis for this observation, we present a simple functional programming language, and demonstrate how its programs can be interpreted as probabilistic models. The main idea is that probability distributions form a monad [41]; we interpret a program as a probabilistic model by mapping it into said monad.

This section is aimed at readers with some background in programming language semantics, who wish to gain insight into the semantic underpinning of PRIVUG.

### A.1 Language

Our language is the untyped lambda calculus, extended with data constructors (à la ML and Haskell), and case expressions to eliminate them. We define expressions, ranged over by  $e \in \mathbf{Exp}$ , inductively.

$$e ::= x \mid \lambda x . e \mid e e \mid K \bar{e} \mid \text{case } K e e_F$$

where  $x \in \mathbf{Var}$  ranges over variables,  $\lambda x . e$  denotes abstraction, and  $e e$  application. Data constructors are ranged over by  $K \in \mathbf{Con}$ ,  $\bar{e}$  is a (possibly empty) list of expressions, and  $K e_1 \dots e_k$  denotes an expression constructed by  $K$  and containing  $e_1$  through  $e_k$ . Finally,  $\text{case } K e e_F$  performs pattern-matching, matching for expressions constructed by  $K$ .

### A.2 Semantics: Computation

An expression can be seen as defining a computation. Each computation step of an expression involves a substitution, *i.e.* a reduction. Reducible expressions reduce as follows.

$$x \rightarrow_\varepsilon \varepsilon(x) \quad (1)$$

$$e e'' \rightarrow_\varepsilon e' e'' \quad , \text{ if } e \rightarrow_\varepsilon e' \quad (2)$$

$$v e \rightarrow_\varepsilon v e' \quad , \text{ if } e \rightarrow_\varepsilon e' \quad (3)$$

$$(\lambda x . e) v \rightarrow_\varepsilon e[x \mapsto v] \quad (4)$$

$$(\text{case } K e e_F) (K e_1 \dots e_k) \rightarrow_\varepsilon e e_1 \dots e_k \quad (5)$$

$$(\text{case } K e e_F) v \rightarrow_\varepsilon e_F \quad , \text{ if } v \neq K \bar{e} \quad (6)$$

This transition relation  $(\rightarrow_\varepsilon) : \mathbf{Exp} \times \mathbf{Exp}$ , specifies how an expression reduces, small-step, towards an irreducible expression, *i.e.* a value  $v \in \mathbf{Val} = \{e \mid e \not\rightarrow\}$   $\subseteq$

**Exp.** The relation is parameterized by an environment  $\varepsilon \in \mathbf{Env} = \mathbf{Var} \rightarrow \mathbf{Val}$ , which assigns free variables to values (1). Before an application is performed, the operator and its operand are reduced to a value, in that order (2) (3). If the operator is an abstraction, then the application yields its body, with (free) occurrences of the variable it binds replaced with the operand (4). If the operator is of the form  $\text{case } K e e_F$ , then application pattern-matches the operand. If the operand is  $K \bar{e}$ , then the application yields  $e$  applied to the expressions in  $\bar{e}$  (5). Otherwise, application yields  $e_F$  (pattern-matching failure) (6).

### A.3 Semantics: Probabilistic Model

In probabilistic programming, a program defines a probabilistic model. Likewise, an expression in our language can be viewed as defining a probabilistic model. We present three approaches to viewing a program as a probabilistic model.

**Monad-Lift.** We define the probabilistic model that an expression describes in terms of the computation semantics. This definition relies on the observation that  $\text{Dist}$  is a monad, a fact described in detail by Ramsay and Pfeffer [41]. By virtue of being a monad, the following two functions are defined for  $\text{Dist}$ .

$$\text{return} : \mathbf{A} \rightarrow \text{Dist}(\mathbf{A})$$

$$(\gg=) : \text{Dist}(\mathbf{A}) \rightarrow (\mathbf{A} \rightarrow \text{Dist}(\mathbf{B})) \rightarrow \text{Dist}(\mathbf{B})$$

Here,  $\mathbf{A}$  and  $\mathbf{B}$  are arbitrary sets.<sup>1</sup> So,  $\text{return}$  maps each element of  $\mathbf{A}$ , to a distribution on  $\mathbf{A}$ . Concretely,  $\text{return } a$  is simply the so-called Dirac-measure concentrated at  $a$ :

$$(\text{return } a) A = \begin{cases} 1, & \text{if } a \in A \\ 0, & \text{otherwise.} \end{cases}$$

Suppose you have random variables  $a$  and  $b$ , and that we know their distributions  $P(a)$  and  $P(b|a)$ . Then you can compute  $P(b)$  by marginalizing out  $a$  in  $P(b|a) * P(a)$ . This is what  $(\gg=)$  does; in  $P(b) = (P(a) \gg= P(b|a))$ .

$$(P(a) \gg= P(b|a)) B = \int_{\mathbf{A}} (\lambda a . P(b|a) * P(a)) da.$$

These functions have been used to implement a whole host of functions for monads. One of these functions is

<sup>1</sup> Concretely, the functions are polymorphic in  $\mathbf{A}$  and  $\mathbf{B}$ .



the standard monad lift operation.

$$\begin{aligned} \text{lift} &: \text{Monad } M \Rightarrow (A \rightarrow B) \rightarrow M A \rightarrow M B \\ \text{lift } f \ m &= m \gg= (\lambda x . \text{return } (f \ x)) \end{aligned}$$

With types  $\text{lift} : (\mathbf{Env} \rightarrow \mathbf{Val}) \rightarrow \text{Dist}(\mathbf{Env}) \rightarrow \text{Dist}(\mathbf{Val})$ , we see that  $\text{lift}$  looks very much like  $\text{dist}$  from before. The main advantage of using  $\text{lift}$  is that we can use monad laws, and other results proven for monads, to reason about it, and thus, about distributions. So, like before, the probabilistic model that  $e$  describes is simply  $(\text{lift } \llbracket e \rrbracket) : \text{Dist}(\mathbf{Env}) \rightarrow \text{Dist}(\mathbf{Val})$ .

**Example 1.** Let  $f = \lambda xy . (x+y)/2$  be a simplified version of the program `agg` (cf. Fig. 1) which computes the average of two numbers  $x$  and  $y$ . Let  $\{0, 1, 2\}^2$  be a set of environments ( $\mathbf{Env}$ ) where the first element of the pair defines the value of  $x$  and the second the value of  $y$  in  $f$ . Let  $P(x, y) = \mathbf{Uni}(\{0, 1, 2\}^2)$  be a discrete distribution over environments which allocates the same probability to all environments—this distribution corresponds to the prior. Then,  $\text{lift } \llbracket f \rrbracket P(x, y)$  defines the prediction  $P(o)$ . Here we show the steps to compute  $P(o = 2)$  via monad-lift.

$$\begin{aligned} P(o = 2) &= P(x, y) \gg= (\lambda xy . \text{return } (f \ xy)) \{2\} \\ &= \sum_{(x, y) \in \{0, 1, 2\}^2} (\lambda xy . \text{return } (f \ xy) \{2\}) P(x, y) \\ &= (\text{return } f \ 0 \ 1) \{2\} \cdot P(x = 0, y = 2) + \\ &\quad (\text{return } f \ 1 \ 1) \{2\} \cdot P(x = 1, y = 1) + \\ &\quad (\text{return } f \ 2 \ 0) \{2\} \cdot P(x = 2, y = 0) \\ &= 1 \cdot 1/9 + 1 \cdot 1/9 + 1 \cdot 1/9 \\ &= 3/9 \end{aligned}$$

We replace the  $\int$  to  $\sum$  because the prior is discrete.

One drawback of this semantics is that they are defined in terms of the computation semantics—the structure of the probabilistic model is ignored. Alternatively, it is possible to build the structure of the probabilistic model by means of the expressions in our programming language. The semantics below achieve this by embedding expressions into the  $\text{Dist}$  monad:

Query	Probability
$P(\forall r \in D \cdot r.z = \text{GZIP} \implies r.d = \text{I11})$	.0
$P(\forall r \in D \cdot r.b = \text{GDAY} \implies r.d = \text{I11})$	.0
$P(\forall r \in D \cdot r.s = \text{GSEX} \implies r.d = \text{I11})$	.0
$P(\forall r \in D \cdot r.z = \text{GZIP} \wedge r.b = \text{GDAY} \implies r.d = \text{I11})$	.51
$P(\forall r \in D \cdot r.z = \text{GZIP} \wedge r.s = \text{GSEX} \implies r.d = \text{I11})$	.0
$P(\forall r \in D \cdot r.b = \text{GDAY} \wedge r.s = \text{GSEX} \implies r.d = \text{I11})$	.0
$P(\forall r \in D \cdot r.z = \text{GZIP} \wedge r.b = \text{GDAY} \wedge r.s = \text{GSEX} \implies r.d = \text{I11})$	.71

**Table 3.** Probability of learning governor’s diagnosis (updated).

Query	Probability
$P(\forall r \in D \cdot r.z = \text{GZIP} \implies r.d = \text{I11})$	.0
$P(\forall r \in D \cdot r.b = \text{GDAY} \implies r.d = \text{I11})$	.0
$P(\forall r \in D \cdot r.s = \text{GSEX} \implies r.d = \text{I11})$	.0
$P(\forall r \in D \cdot r.z = \text{GZIP} \wedge r.b = \text{GDAY} \implies r.d = \text{I11})$	.0
$P(\forall r \in D \cdot r.z = \text{GZIP} \wedge r.s = \text{GSEX} \implies r.d = \text{I11})$	.0
$P(\forall r \in D \cdot r.b = \text{GDAY} \wedge r.s = \text{GSEX} \implies r.d = \text{I11})$	.0
$P(\forall r \in D \cdot r.z = \text{GZIP} \wedge r.b = \text{GDAY} \wedge r.s = \text{GSEX} \implies r.d = \text{I11})$	.0

**Table 4.** Probability of learning governor’s diagnosis ( $k=2$ ).

$$\begin{aligned} \llbracket x \rrbracket_\varepsilon &= \varepsilon(x) \\ \llbracket \lambda x . e \rrbracket_\varepsilon &= \text{return } (\lambda v . \llbracket e \rrbracket_{\varepsilon[x \mapsto \text{return } v]}) \\ \llbracket e \ e' \rrbracket_\varepsilon &= \llbracket e \rrbracket_\varepsilon \gg= \lambda f . \llbracket e' \rrbracket_\varepsilon \gg= \lambda v . f \ v \\ \llbracket K \ e_1 \cdots e_k \rrbracket_\varepsilon &= \llbracket e_1 \rrbracket_\varepsilon \gg= \lambda v_1 . \cdots \\ &\quad \llbracket e_k \rrbracket_\varepsilon \gg= \lambda v_k . \text{return } (K \ v_1 \cdots v_k) \\ \llbracket \text{case } K \ e \ e_F \rrbracket_\varepsilon &= \text{return } (\lambda v . \text{case } v \text{ of} \\ &\quad K \ x_1 \cdots x_k \Rightarrow \llbracket e \rrbracket_\varepsilon \gg= \lambda f . f \ x_1 \cdots x_k \\ &\quad \text{—} \Rightarrow \llbracket e_F \rrbracket_\varepsilon) \end{aligned}$$

Here,  $\varepsilon : \mathbf{Var} \rightarrow \text{Dist}(\mathbf{Val})$ . It is important to note that, whereas e.g.  $\llbracket x \rrbracket_\varepsilon : \text{Dist}(\mathbf{Val})$ , the type for denotated abstractions is different;  $\llbracket \lambda x . e \rrbracket_\varepsilon : \text{Dist}(\mathbf{Var} \rightarrow \text{Dist}(\mathbf{Val}))$ . Also note the  $\mapsto$  in the denotation of abstractions;  $x$  stores a *distribution*. With this,  $\llbracket e \rrbracket : \text{Dist}(\mathbf{Env}) \rightarrow \text{Dist}(\mathbf{Val})$  is the probabilistic model that  $e$  describes.

## B Naive Anonymization Tables

Here we include two supplementary tables resulted from the analyses we run on the Governor system.

## C $k$ -anonymity code

```

1 def k_ano_p (
2   k : Int,
3   rs : FixedSizeArrayElement[(Name, Zip, Day, Sex, Diagnosis)]
4 ) : FixedSizeArrayElement[(Zip, Day, Sex, Diagnosis)] = {
5   // Remove identifier column (name)
6   val records = ano(rs)
7
8   // Check for k-anonymity in single attributes
9   //  $\bigvee_{z \in \text{Zip}} \neg(\text{records.count}(z) = 0 \vee \text{records.count}(z) \geq k)$ 
10  val zip_not_k_anonymous: Element[Boolean] =
11    zips.map(
12      (zip) => records.count(r => r._1 == zip)
13        .map(i => !(i==0 || i>=k))
14    ).reduce((a,b) => a||b)
15  val day_not_k_anonymous = ...
16  val sex_not_k_anonymous = ...
17  val single_k_anon =
18    VariableSizeArray (records.length, i => for {
19      z <- If(zip_not_k_anonymous, Constant(""), records(i)._1)
20      b <- If(age_not_k_anonymous, Constant(""), records(i)._2)
21      s <- If(sex_not_k_anonymous, Constant(""), records(i)._3)
22      d <- records(i)._4
23    } yield (z,b,s,d) )
24
25  // Now we check for k-anonymity in pairs of attributes
26  //  $\bigvee_{(z,b) \in \text{Zip} \times \text{Day}} \neg(\text{single\_k\_anon.count}((z,b)) = 0 \vee$ 
27  //  $\text{single\_k\_anon.count}((z,b)) \geq k)$ 
28  val zip_day_not_k_anonymous = ...
29  val zip_sex_not_k_anonymous = ...
30  val day_sex_not_k_anonymous = ...
31  val pairs_k_anon = ...
32
33  // Finally check for k-anonymity in triples
34  //  $\bigvee_{(z,b,s) \in \text{Zip} \times \text{Day} \times \text{Sex}} \neg(\text{pairs\_k\_anon.count}((z,b,s)) = 0 \vee$ 
35  //  $\text{pairs\_k\_anon.count}((z,b,s)) \geq k)$ 
36  val zip_day_sex_not_k_anonymous = ...
37  val triples_att_k_anon = ...
38
39  return triples_att_anon
40 }

```

**Fig. 26.** Probabilistic version of  $k$ -anonymity, specialized to our anonymization example.

Figure 26 shows the lifted  $k$ -anonymization algorithm in Figaro. As for `ano`, the source code of the non-probabilistic version of the  $k$ -anonymity program is identical the one in Fig. 26. Therefore, we discuss directly the source code in the figure. In a nutshell, we use a greedy approach to find single, pairs and triples of attributes that violate  $k$ -anonymity. If we found them, we replace the attributes with `*`, which represent *masking* the real value.

The program takes as input a dataset of health records and the anonymization parameter  $k$ . The pro-

gram first removes the column name as it is an identifier (Line 6) using the anonymization program `ano` (cf. Fig. 21). Then it checks whether single attributes are  $k$ -anonymous. Lines 10 to 14 show the check for zips. Specifically, we check whether the zips in the data set are *not*  $k$ -anonymous. If there exists a zip  $z \in \text{zips}$  such that  $0 < \text{records.count}(z) < k$  then the attribute is not  $k$ -anonymous. This property can be reformulated to  $\bigvee_{z \in \text{Zip}} \neg(\text{records.count}(z) = 0 \vee \text{records.count}(z) \geq k)$  which can be directly implemented in Scala/Figaro. We repeat this process for birthday (`day_not_k_anonymous`) and sex (`sex_not_k_anonymous`). Lines 17 to 23 depict the anonymization step. For each attribute, if they are not  $k$ -anonymous hide it by replacing it with `*`—concretely a constant distribution with the value `*`. Otherwise, we do not modify the distribution. This process is repeated for pairs, and triples, of attributes.

It is easy to show that the output of this program satisfies  $k$ -anonymity. In order for  $k$ -anonymity to be violated there must be a combination of attributes  $c \in 2^{\text{Zip} \times \text{Day} \times \text{Sex}}$  such that  $0 < \text{count}(c) < k$ . This corresponds to the check we perform in line 36 when the checks for single and pairs of attributes did not find violations of  $k$ -anonymity. Therefore such a combination cannot occur in the output of our program.

## D Impact of Program Complexity on PRIVUG Running Time

We test the performance of PRIVUG for programs of different time complexity. To this end we use the following Python program (we use Python as the scalability experiments are executed using PyMC3):

```

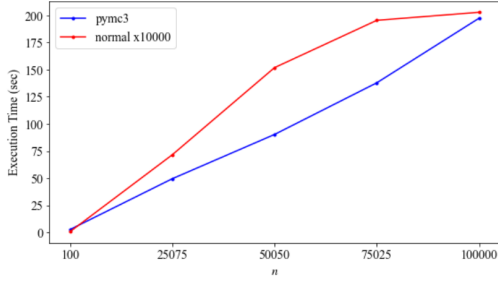
1 def f(arr,c):
2   if c==1:
3     return sum([i for i in arr])
4   else:
5     return sum([f(arr,c-1) for i in arr])

```

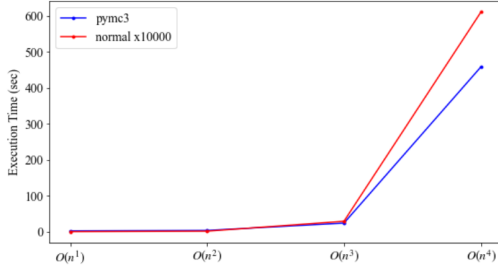
where `arr` is an array of size  $n$  and  $c$  is an integer. It is easy to see that the time complexity of this program is  $O(n^c)$ .

We compare the running time of generating 10000 samples for  $f(\text{arr},c)$  in PRIVUG, with executing  $f(\text{arr},c)$  10000 times on its own. We use the Metropolis sampler, since it performed slower in our previous experiments. The goal is to determine whether PRIVUG introduces extra overhead. This would be confirmed if the results of the experiments differ greatly. Figure 27 shows the results: the two experiments have similar ex-

ecution times. This indicates that the execution time of PRIVUG is proportional to the number of samples. In other words, that in PRIVUG, the disclosure program adds a constant amount of time per sample, regardless of its time complexity.



(a) Incr.  $n \in (10^2, 10^5)$  for  $O(n)$ .



(b) Incr.  $c \in (1, 4)$  for  $O(20^c)$ .

Fig. 27. Time complexity scalability of PRIVUG for  $f(\text{arr}, c)$ .