

Raúl Pardo, Willard Rafnsson, Christian Probst, and Andrzej Wąsowski

Privug: Quantifying Leakage using Probabilistic Programming for Privacy Risk Analysis

Abstract: Disclosure of data analytics has important scientific and commercial justifications. However, disclosure should not be allowed without due diligence investigation of the risks that it poses for information privacy of data subjects. Does the data analytics community have the right tools at their disposal to perform such due diligence? We present PRIVUG, a way to explore leakage properties, or information privacy risks, involved with disclosing results of an analytics program. The method uses classical off-the-shelf tools for Bayesian probabilistic programming, exploiting the fact that they can reinterpret a regular program probabilistically. This in turn allows information-theoretic analysis of program behavior. These tools and skills are often available for a data scientist pondering disclosure questions. For privacy researchers, the method provides a fast and lightweight way to experiment with privacy protection measures and mechanisms. We demonstrate that PRIVUG is accurate, scalable, and applicable, and use it to explore parameters of a differential privacy mechanism.

Keywords: anonymization, information theory, privacy, probabilistic programming.

1 Introduction

Sharing data is a foundation of open science, a booster for efficiency and reproducibility in research, and a fertile ground for a vibrant new data-driven economy. Yet, whatever the value created by data disclosure, we cannot ignore the risks that it presents to personal privacy. To address this challenge, researchers have worked on general protection methods like differential privacy [19], on comprehensibility and communication of privacy issues [34], on industrial processes around data manage-

ment [23], but also on ways of debugging and analyzing privacy risk problems in program code [9, 11, 12].

This paper falls into this last line of efforts, aiming to develop tools for data scientists that create or run programs analyzing data and would like to disclose the results of the computation. Our primary goal is not to create new protection methods (new kinds of noise and obfuscation), but to create a method that supports a *privacy debugging process*, i.e. assessing effectiveness of such algorithms, and indeed of any calculations on the data, for concrete programs and datasets, in the style of debuggers. We want to help *identify* and *explain* the risks, as a first step towards eliminating them.

To illustrate, Figure 1 shows a simple Scala program that, given a list of names and ages, computes the mean age of the persons on the list. We consider the age of each individual to be the sensitive secret in this small example. For this program we would like to ask: what is the amount of information about each individual that leaks when the mean is disclosed? In what situations is this leak not ignorable? What kind of attackers might be able to discover the secret by observing the mean?

We present PRIVUG: a systematic method of analyzing privacy risks in analytics programs. PRIVUG is based on *probabilistic reasoning*. In PRIVUG, we model what an attacker knows, with (un)certainly, about the program input, as a probability distribution. Next, we re-interpret the program as a transform of information, such that it instead operates on distributions. Finally, using a combination of probability queries, standard information-theoretic measures, and visualization techniques, we analyze what the attacker learns about the input from the output. By varying attacker knowledge, queries and measures, a data scientist can thus explore and assess the privacy risks involved in running the program on sensitive data and disclosing the result.

Since PRIVUG is based on probabilistic reasoning, PRIVUG can be facilitated in a *probabilistic programming language*. These languages are a lively field of study, and many implementations exist. In this paper, we implement queries, metrics, and visualization in Figaro [37]. Here, a data analytics program is a function that, given an input dataset, produce an output dataset. For such programs, a probabilistic programming framework

Raúl Pardo, Willard Rafnsson, Andrzej Wąsowski: IT University of Copenhagen, E-mail: {raup,wilr,wasowski}@itu.dk

Christian Probst: Unitec Institute of Technology, E-mail: cprobst@unitec.ac.nz

```

1 def agg (records: List[(String,Double)]): Double =
2   records
3   .map { case (n, a) => (a, 1) }
4   .reduce { case (x, y) => (x._1 + y._1, x._2 + y._2) }
5   .map { case (sum, count) => sum / count }

```

Fig. 1. A simple data aggregation program in Scala, computing a mean of a column in map-reduce style.

can automatically build a Bayesian model which represents the information transform. This transform, supplemented by a model of attacker knowledge and a model of disclosed information, can be used to explore re-identification risks. We focus solely on purely functional map-reduce programs; while not a necessary restriction, it does eliminate termination issues. We demonstrate the viability of PRIVUG with three examples: differential privacy, k -anonymity, and naive anonymization.

PRIVUG offers three important advantages compared with state of the art tools for privacy risk analysis:

1. PRIVUG does not require a concrete dataset. The analysis can thus be performed on the algorithm alone, before data is available.
2. PRIVUG is largely automatable, using off-the-shelf tools readily available to a data analyst.
3. Crucially, it is easy to extend PRIVUG with new measures of risk and information flow; PRIVUG can thus serve as an test-bed for privacy mechanism research.

Our contributions are as follows:

1. A widely applicable and extensible method, PRIVUG, to analyze privacy risks.
2. An implementation of PRIVUG in Figaro and PyMC3. Our implementation is first to support such a wide range of metrics, and support for both continuous and discrete input and output (Sect. 2).
3. An empirical evaluation of the accuracy, scalability, and applicability of PRIVUG for analyzing systems of different size and complexity.

The paper proceeds as follows. Section 2 summarizes the related work and the novelty of this paper. Section 3 presents the overview of our method, described in detail in Sect. 4. We summarize the approach as a generic methodology that can be use to analyze disclosure algorithm and statistical procedures in Sect. 5. Section 6 presents the evaluation of accuracy, scalability and applicability of PRIVUG. Section 7 concludes.

2 Related Work

Table 1 summarizes the comparison of PRIVUG with the most relevant related works. Our main contribution is a widely applicable automatic and extensible method that allows to estimate information flow measures. In this section, we first discuss briefly what measures are relevant for tools in this class, and then compare our contribution to other information flow and risk assessment tools.

Several leakage metrics have been studied in the quantitative information flow literature [2]. Initially, the most popular metrics were Shannon entropy [42] and mutual information [14]. More recently, min-entropy, a metric based on Rényi entropy [39], has been shown to model different types of attackers [44]. The g-leakage framework [2], based on min-entropy, provides a more operational and intuitive meaning of leakage [8]. For instance, Bayes risk, an instance of this framework, measures “*the highest probability of guessing a secret after observing the output of the program*”. Simultaneously, privacy and security researchers developed a wide range of quality measures for anonymization, along with the associated constructive enforcement methods, such as differential privacy [17] (cf. Sect. 6.3), as well as older anonymization algorithms such as k -anonymity [45] (cf. Sect. 6.3) and its variants (l -diversity [31], t -closeness [30], δ -presence [35] δ -disclosure privacy [4], and β -likeness [6]). Finally, approaches that allow checking dedicated specifications (as opposed to generic measures) have been developed under the name *Knowledge-based Security Policies* [33].

All these methods try to estimate how likely a third party is to derive information from data disclosed by a program (sometimes called a query). It is important to note that all these measures have been equipped with idiosyncratic and specific implementations, based on diverse theoretical and technical bases. With PRIVUG, we show how privacy analysis metrics can be assessed *speculatively* (without an actual dataset) and in a *lightweight* manner, exploiting well established and stable platforms for Bayesian probabilistic inference. This allows to easily experiment with multiple metrics, and in the future, to experiment with designing new ones. Since probabilistic programming frameworks are mature and can handle a wide range of data, this also allows us to handle more kinds of programs (in terms of variable types) than any of the comparable tools (see Table 1).

We discuss the existing tools in two groups, white- and black-box, depending on whether they access the program code or only a sample of inputs and outputs.

	Knowledge-based Security Policies		Random Variables Type				Quantitative Information Flow Metrics				
			Inputs		Outputs		Entropy	Min-Entropy	Mutual Inf.	Bayes Risk	KL-diverg.
	Checking	Enforcement	Discrete	Cont.	Discrete	Cont.					
LeakWatch [12]/LeakiEst [11]			✓		✓	✓		✓	✓		
F-BLEAU [9]			✓		✓	✓		✓		✓	
SPIRE [28]	✓	✓	✓		✓						
DKBP [33]	✓	✓	✓		✓						
PRIVUG (this paper)	✓		✓	✓	✓	✓	✓		✓	(✓)	✓

Table 1. Comparison of PRIVUG to leakage quantification tools. Here, (✓) means that only discrete random variables are supported.

Black-box methods estimate leakage by analyzing a finite set of input/output pairs of the system. LeakiEst and LeakWatch [10–12] estimate min-entropy and mutual information for Java programs. These tools are based on the *frequentist* approach, *i.e.*, counting the relative frequency of the outputs given inputs. Though this estimation method is proven to converge to the real value asymptotically, in practice it suffers when the output space is large—because certain outputs in the sample set are underrepresented. Recently, Cherubin *et al.* introduced F-BLEAU [9], a tool that uses nearest neighbor classifiers to estimate Bayes risk. By using classifiers they can exploit patterns in the data and scale better for systems with large output spaces. All these tools support discrete domains for inputs and discrete and continuous domain for outputs. A key strength of existing black-box tools is that they focus on computing specific metrics and therefore can be optimized for this task. Both F-BLEAU and LeakWatch were shown to perform well on real world systems.

In contrast, PRIVUG is generic, extensible and flexible. Instead of computing a single metric, we infer the joint posterior distribution, which can be used to compute the above metrics as well as others; we use Shannon entropy, mutual information and KL-divergence in Sect. 4.3, and Bayes risk in Sect. 6.1. Further, we can easily plugin black-box methods as external tools in PRIVUG; in Sect. 6.1 we use samples from the posterior distribution as input for the Leakiest and F-BLEAU. In contrast to these tools, we can also query the posterior distribution to check knowledge-based security policies. Based on a rich probabilistic programming framework, PRIVUG supports discrete and continuous input and output domains. This enables rapid experimentation with various metrics on a wide range of programs.

Our method is also guaranteed to converge because the sampling algorithms available in probabilistic programming frameworks—*e.g.*, Importance Sampling (IS),

Markov Chain Monte Carlo (MCMC) or Hamiltonian Monte Carlo (HMC)—are proven to converge asymptotically. Furthermore, when the system is modeled as a Markov chain, some probabilistic programming frameworks can compute the analytical solution—*e.g.*, variable elimination in Figaro [37] (the probabilistic programming framework we use throughout the paper). On the other hand, PRIVUG is more sensitive to the complexity of the system than black-box approaches.

White-box methods derive the desired metric analytically. Mardziel *et al.* [33] introduce abstract probabilistic polyhedra to capture attacker beliefs, and define transformations over those polyhedra to analytically obtain the revised belief of the attacker after observing the output of the program. They use this formalism to check whether queries to a database violate a knowledge-based security policy. The system rejects the query if the policy is not satisfied. SPIRE [28] uses the symbolic inference engine PSI [21] to analytically compute the updated beliefs of an attacker given an observation. Then, it uses Z3 [15] to verify whether a knowledge-based security policy holds. The authors give an algorithm that, given a program and a policy, synthesizes a modified version of the program that satisfies the policy. Both works consider only discrete input and output domains. In PRIVUG, we consider both discrete and continuous input and output domains. As mentioned earlier, we can also automatically obtain analytical solutions using variable elimination. Moreover, our method allows for computing metrics based on Shannon and min-entropy that are absent in these works. We do not enforce knowledge-base security policy (as both of these works do), since the focus of our method is to analyze programs.

name	zip	birthday	sex	diagnosis		zip	birthday	sex	diagnosis		name	age
Alice	2300	15.06.1954	F	III		2300	15.06.1954	F	III		Alice	42
Bob	2305	15.06.1954	M	Healthy	→ ano	2305	15.06.1954	M	Healthy		Bob	25
Carol	2300	09.10.1925	F	Healthy		2300	09.10.1925	F	Healthy		Carol	25
Dave	2310	01.01.2000	M	III		2310	01.01.2000	M	III		Dave	25

(a) output of **ano** (anonymization)

name	age
Alice	42
Bob	25
Carol	25
Dave	25

(b) output of **agg** (aggregation)

Fig. 2. Output of running our example data disclose programs on example input datasets.

3 Overview

Disclosure Programs. We consider data disclosure programs, defined as functions that transform an input dataset to an output dataset. The idea is that the output of a program is disclosed to a third party (called an attacker from now on). Two simple examples follow.

Anonymization. Figure 4 shows an anonymization of medical records in a dataset. The input data has five columns: name, zip code, birthday, sex, and diagnosis. The program (**ano**) simply drops the name column, before the data is released to the attacker.

Aggregation. Figure 1 shows a calculation of the average age of individuals in a dataset. The input data contains two columns: name (**String**) and age (**Double**). The program (**agg**) drops the names column, sums the ages, and divides the result by the number of records in the dataset. The computed average age is disclosed.

Suppose that a data controller applies the program and discloses the result. Figure 2 shows two datasets and the resulting data that would be disclosed.

Privacy Violation. Disclosing data that depends on sensitive personal information poses a privacy risk. Suppose that, in the above anonymization example (Fig. 4), users have not consented to their diagnosis being disclosed. Despite the disclosed records being anonymized, the diagnosis of individuals might be revealed by means of an *inference attack*. Suppose that you already possess a dataset with zip codes, birthdays, sex, and, crucially, names as shown in the upper part of Fig. 3. Since zip code, birthday, and sex, form a quasi-identifier in both datasets, a simple join of the datasets could reveal the names of the individuals from the disclosed medical records. Sweeney [45] famously joined medical records disclosed by the Group Insurance Commission (GIC) in Massachusetts, with a voter registration list (which she acquired for \$20), to reveal the health record data of the

then-governor of Massachusetts. This kind of inference attack is known as a *linking attack*.

Similarly, suppose that in the aggregation example (Fig. 1) users have not consented that their age is disclosed. Despite the disclosed data being an aggregate, a disclosure might reveal some information about the individual ages as illustrated in the lower part of Fig. 3. Suppose you know the age of everyone in the dataset, except for Alice. You can then solve an equation with a single unknown (Alice’s age). Now suppose that all you know about the ages is that they are normally distributed. You then still learn something about the age of Alice, since observing an average age close to the mean makes extreme values of Alice’s age less likely.

Risk Assessment. Our method helps data scientists analyze the risk that an attacker gains sensitive information about data subjects from the output of a program. We frame this scenario as an adversarial problem.

Threat Model. We consider an attacker that has some prior knowledge about the input dataset, who knows the program, and who observes the output of the program. The goal of the attacker is to infer additional information about the input dataset.

Approach. We model this scenario as a stochastic phenomenon using probabilistic programming. First, we build a probabilistic model of the *prior knowledge* (or belief) of the attacker. Intuitively, the prior of the attacker captures what she knows, with (un)certainty, about the input of the program before observing the output.

We then express the attacker’s view of the program, by transforming the program to operate on probabilistic models of datasets instead of the actual data. Technically, we do this by lifting the algorithm into the probability monad [38]. Next, we introduce *observations* modeling the concrete output of the program that the attacker sees, *e.g.* that the average age equals 42. Observations constrain the prior of the attacker and produce the *posterior knowledge* (or posterior belief, or simply, the *posterior*) of the attacker, *i.e.*, what the attacker knows

zip	birthday	sex	diagn.	name	zip	birthday	sex
2300	15.06.1954	F	ill	Mark	2450	30.09.1977	M
2305	15.06.1954	M	healthy	Rose	2870	24.12.1985	F
2300	09.10.1925	F	healthy	Alice	2300	15.06.1954	F
2310	01.01.2000	M	ill	Dave	2310	01.01.2000	M

(a) output of `ano`: re-identification of Alice (linking attack)

name	age	name	age
Alice	?	Alice	$\mathcal{N}(40,3)$
Bob	25	Bob	$\mathcal{N}(23,10)$
Carol	25	Carol	$\mathcal{N}(23,10)$
Dave	25	Dave	$\mathcal{N}(23,10)$

(b) output of `agg`: information about Alice's age is leaked

Fig. 3. Inference attacks on the outputs in Fig. 2.

```

1 def ano (records: List[(Name, Zip, Day, Sex, Diagnosis)])
2   : List[(Zip, Day, Sex, Diagnosis)] =
3     records.map { case (n, z, b, s, d) => (z, b, s, d) }

```

Fig. 4. A variant of Sweeney's Governor case in Scala. The anonymization algorithm simply drops a column.

about the input of the algorithm after observing an output. We use Bayesian inference to estimate the posterior; concretely, we use the Figaro library for Scala [37], but many other probabilistic frameworks—for instance PyMC3 [41], Pyro [3], Tensorflow Probability [16], Stan [7], PSI [21], or Anglican [46]—could also be used.

Finally, we *analyze* the posterior to quantify how much the attacker learns by observing the output. This lets us determine whether specific attackers are capable of learning specific things, to assess the risk of disclosing the output of the program. This entire analysis is performed speculatively, without an actual dataset.

4 Probabilistic Privacy Model

Model. A probabilistic model describes a stochastic phenomenon in terms of random variables and their relationships. The model defines a probability space, where the outcomes are valuations of the variables. Random variables can be discrete and continuous. We use x, y, \dots to denote random variables. We write $P(x, y, \dots)$ to denote the joint distribution of all the variables of our model. We use $P(x)$ to denote the marginal distribution over a random variable x . An event E is a set of possible outcomes, probability of which is denoted $P(E)$. Since an event defines a *property* of variables, we express it as a proposition; $P(x < 5)$ is the probability that $x < 5$. We write $x \sim d$ when x has the distribution d ; $x \sim \text{Uni}(0, 10)$ means that x is uniformly distributed from 0 to 10.

Modeling Language. We express our probabilistic models in a programming language. Probabilistic

```

1 def prior_kal: FixedSizeArrayElement[(String, Double)] = {
2   val size: Element[Int] = Constant(4)
3   VariableSizeArray(size, i =>
4     for {
5       n <- if (i==0) Constant("Alice") else Uniform(names: _*)
6       a <- if (i==0) Uniform(0,100) else Constant(55.2)
7     } yield (n, a)
8   )
9 }

```

Fig. 5. The prior model of the attacker k_{al} (knows-a-lot)

```

1 def prior_kab: FixedSizeArrayElement[(String, Double)] = {
2   val size: Element[Int] = Binomial(300, 0.3)
3   VariableSizeArray(size, i =>
4     for {
5       n <- if (i==0) Constant("Alice") else Uniform(names: _*)
6       a <- if (i==0) Uniform(0,100) else Normal(55.2, 3.5)
7     } yield (n, a)
8   )
9 }

```

Fig. 6. The prior model of the attacker k_{ab} (knows-a-bit)

programming—a portmanteau of probabilistic modeling and programming languages—is the use of programming languages for probabilistic modeling and reasoning. In this paper, we use Figaro, a probabilistic programming language embedded in Scala [37]. We can *e.g.* write `val x = Uniform(0,10)` to specify that $x \sim \text{Uni}(0, 10)$, define y in terms of x , define a distribution over datasets, and so on.

4.1 Attacker Knowledge (Prior)

We model the prior knowledge (belief) of an attacker about the input of the program as a probability distribution. For the aggregation example, we show two attackers that correspond to two privacy violation scenarios.

k_{al} “knows a lot”; the attacker knows the input dataset contains exactly 4 rows and that the age of all indi-

viduals except for Alice is 55.2. This is modeled by constant distributions **Con**(4) and **Con**(55.2).

k_{ab} “knows a (little) bit”; the attacker knows the input dataset has approximately 100 entries ($|records| \sim \text{Bin}(300, 1/3)$, a binomial distribution), and that the average age of an individual in this list is 55 (normally distributed with **Nor**(55.2, 3.5)).

In both priors, we assume that the attacker knows nothing about Alice’s age. She considers all ages from 0 to 100 to be equally likely, modeled as a uniform distribution, **Uni**(0, 100). (This age limit is arbitrary; larger upper bounds could be considered.) The attacker does know that Alice’s record is in the dataset, and that no other record in the dataset has that name. Implementations of k_{a1} and k_{ab} are shown in Figs. 5 and 6. The difference is highlighted in bold. Here, **Element**[*T*] denotes a distribution over *T*, and **FixedSizeArrayElement**[*T*] denotes a distribution over fixed-but-unknown-size arrays of *T*s. When asked for a random sample, k_{ab} yields an array of random size, containing (**String**, **Double**) pairs, and the first pair represents Alice.

4.2 Attacker Prediction (Program)

We express the attacker’s prediction of the output of running a program. We obtain it by transforming—*i.e.* lifting—the program to operate on distributions instead of concrete datasets, and applying the transformed algorithm to the prior modeling the attacker.

Lift. Let $\text{Dist}(X)$ denote the set of distributions on set *X*. Since distributions form a monad [38], several useful functions (defined on all monads) are defined on distributions. One of these is **lift**, which, here, has type

$$\text{lift} : (A \rightarrow B) \rightarrow (\text{Dist}(A) \rightarrow \text{Dist}(B)).$$

That is, it turns a function from elements of *A* to elements *B* into a function processing distributions over *A* and producing distributions over *B*. For instance, for $\text{lsb}(n) = n \bmod 2$, with $\text{lsb} : \mathbb{N} \rightarrow \{0, 1\}$, we have that $(\text{lift } \text{lsb}) : \text{Dist}(\mathbb{N}) \rightarrow \text{Dist}(\{0, 1\})$, *i.e.* a function which, given a distribution over \mathbb{N} , returns a distribution over the domain $\{0, 1\}$. When asked for a random sample, $(\text{lift } \text{lsb}) d$ will, for $d : \text{Dist}(\mathbb{N})$, first obtain a sample from *d*, and then return the result of calling *lsb* on it.

Prediction. For our aggregation example, recall that

agg : **List**[(**String**, **Double**)] \rightarrow **Double**.

```
1 def agg_p( records: FixedSizeArrayElement[(String, Double)] )
2   : Element[Double] =
3   records
4     .map    { case (n, a) => (a, 1) }
5     .reduce { case (x, y) => (x._1 + y._1, x._2 + y._2) }
6     .map    { case (sum, count) => sum / count }
```

Fig. 7. Probabilistic version of **agg**

The lifted version of **agg** has type:

$(\text{lift } \text{agg}) : \text{Dist}(\text{List}[(\text{String}, \text{Double})]) \rightarrow \text{Dist}(\text{Double})$.

Dist is named **Element** in Figaro. The result, **agg_p**, is shown in Fig. 7. **FixedSizeArrayElement**[*T*] is an efficient implementation of $\text{Dist}(\text{List}[T])$.

Given a distribution over input datasets, **agg_p** yields a distribution over average ages (**Double**). Applying **agg_p** on a prior modeling the attacker’s knowledge thus yields the attacker’s prediction of the average age. In what follows we denote the attacker prediction with the random variable *o* as it models the output distribution of the program. We refer the reader to Appendix A for technical details on computing $P(o)$.

4.3 Disclosure (Observation & Posterior)

Next, we show how to compute the change in knowledge of the attacker upon observing an output of the program. We do this using *Bayesian inference*. The observation conditions the attacker’s prediction of the output. Since the prediction depends on the prior, conditioning it in turn conditions the prior, thus updating the attacker’s belief about the input. This updated distribution is the posterior knowledge of the attacker.

Observation. We write $P(x|E)$ to denote the conditional distribution of a random variable *x* given evidence *E*. For instance, we write $P(x|4 < x < 8)$ to denote the conditional distribution where only the outcomes of *x* in the interval (4; 8) are possible. We use conditions to model attacker observations of the output. For our aggregation example, to assert that the attacker observes 55.3, we define the predicate $(x : \text{Double}) \Rightarrow (55.295 \leq x \ \&\& \ x < 55.305)$ as evidence on the prediction. This predicate φ , written as an anonymous function in Scala, states that the output is 55.3 ± 0.005 . We cannot assert that the output is exactly 55.3, since the output space is continuous; each outcome occurs with probability zero. In Figaro, we set φ on prediction *o* with *o.setCondition*(φ).

		k_{a1}	k_{ab}
Expectation	$\mathbf{E}[a \mid o \approx 55.3]$	55.60	64
Standard deviation	$\sigma[a \mid o \approx 55.3]$	0.01	14
Probability query	$P(a \mid o \approx 55.3)$	0	0.004
Shannon Entropy	$H(a \mid o \approx 55.3)$	-3.08	5.83
KL-divergence	$D_{KL}(a \mid o \approx 55.3 \parallel a)$	5.64	0.77
Mutual Information	$I(a; o)$	9.37	0.60

Fig. 8. Posterior analysis summary. Results of each query/metric for the different attackers.

Posterior. We use Bayesian inference techniques to compute the updated attacker’s knowledge upon observing data. These techniques are based on Bayes’ rule:

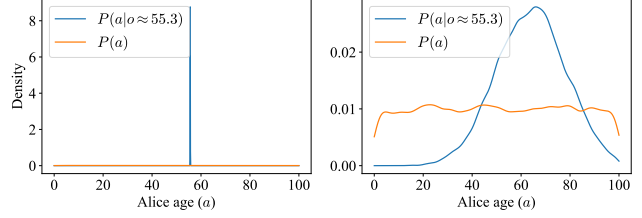
$$P(x \mid E) = \frac{P(E \mid x) \cdot P(x)}{P(E)}$$

The inference technique that we mainly use is *importance sampling* (IS) [37]. Figaro’s implementation of IS takes as parameter the number of samples to draw and the list of random variables of interest. For instance, let a and o be random variables denoting Alice’s age and the outcome in the aggregation example. If we define the evidence $E = “o \approx 55.3”$ on the prediction as above, `Importance(10000, a)` produces 10000 samples that estimate the distribution $P(a \mid o \approx 55.3)$. The number of samples determines the accuracy of the result. Inference methods are all proven to asymptotically converge to the real result. In Sect. 6, we study the accuracy and efficiency of IS [37], NUTS [24], and Metropolis [40].

4.4 Leakage (Posterior Analysis)

Finally, we *analyze* what the attacker learns by observing the output of the program. We do this by issuing posterior *queries*. To visualize information gain, we plot probability density functions that we obtain using said queries. To quantify information gain, we implement standard information-theoretic measures using said queries. Together, this lets us determine whether specific attackers are capable of learning specific things, which enables us to assess whether disclosing the output of the program poses a privacy risk. Figure 8 summarizes the results of our analyses on our running example.

Query. To analyze what the attacker learns, we query the different distributions in our probabilistic model. In Figaro, to query the probability of a random variable x satisfying some predicate φ , we write



(a) Distributions for k_{a1} . **(b)** Distributions for k_{ab} .

Fig. 9. Prior and posterior knowledge of Alice’s age.

`alg.probability(x, φ)`, where `alg` is the Importance inference algorithm, which we query after it has done its samplings. Other queries, besides probability, that we can perform, include `distribution`, `expectation`, and `variance`, which return the set of samples conforming the estimated distribution, expectation, and variance, respectively, of a random variable.

Probability Query. To discover whether an attacker learns a fact, we express the fact as a property, and perform a probability query for said property. In our aggregation example, say we wish to discover whether the attacker learns that Alice is underage. This is a probability query $P(a < 18 \mid o \approx 55.3)$, written in Figaro’s API as `alg.probability(a, φ)`, where $\varphi = (x: \text{Double}) \Rightarrow x < 18.0$. The prior probability of $\varphi(a)$ is 0.17. For k_{ab} , the posterior probability of $\varphi(a)$ reduces to 0.004 (this can be seen graphically in Fig. 9b, explained below), as the probability of the posterior is more concentrated towards the expected value than in the prior. For k_{a1} , the posterior probability of $\varphi(a)$ reduces to 0. This query reveals that both attackers can conclude that Alice is not underage. These queries correspond to knowledge-based security policies (see Sect. 2).

Visualization. To visualize information gain, we plot the *kernel density estimate* of variables [43]. For our aggregation example, Fig. 9 shows such a plot of the age of Alice in the prior $P(a)$ and posterior $P(a \mid o \approx 55.3)$, for $o = \text{agg_p}(\text{prior_kab})$ and $o = \text{agg_p}(\text{prior_kal})$ respectively. These plots reveal that k_{a1} learns more than k_{ab} ; the posterior in Fig. 9a is tall and narrow compared to that of Fig. 9b (note the y-axis scale). For both k_{a1} and k_{ab} , the (uniform) prior has expected value $\mathbf{E}[a] \approx 50$ and standard deviation $\sigma[a] \approx 29$. For k_{a1} , the posterior has expected value $\mathbf{E}[a \mid o \approx 55.3] \approx 55.6$ and standard deviation $\sigma[a \mid o \approx 55.3] \approx 0.01$. Thus, we can conclude that k_{a1} learns a after observing the output. For k_{ab} , the posterior has $\mathbf{E}[a \mid o \approx 55.3] \approx 64$ and $\sigma[a \mid o \approx 55.3] \approx 14$. Since $\sigma[a \mid o \approx 55.3] \ll \sigma[a]$, k_{ab} ’s uncertainty of a is greatly reduced (yet remains indefinite).

Quantification. To quantify how much an attacker learns, we use standard information-theoretic measures. So far, we use entropy, KL-divergence, and mutual information. However, since PRIVUG is generic, other measures can be implemented as libraries.

Entropy. Shannon *entropy* measures the amount of uncertainty about the value of a random variable based on its distribution [25, 32, 42]. A decrease in entropy between prior and posterior implies an increase in knowledge. Since we work with an inferred distribution, we estimate the entropy using a classic algorithm [1]. Our method is not restricted to this algorithm. We chose it because it is accurate and easy to implement.

For our aggregation example, the entropy of the prior of a is $H(a) = 6.67$ bits. At the same time, the conditional entropy of the posterior of a for k_{ab} is $H(a | o \approx 55.3) = 5.84$ bits. So the attacker gained 0.83 bits of information about the age of Alice. For k_{al} , the entropy of the posterior is $H(a | o \approx 55.3) = -3.08$. Here the difference is 9.75 bits, twelve times more than what k_{al} learned. (The entropy of a continuous variable, also known as *differential entropy*, can be negative [1].)

Clearly, k_{al} , as we designed it, is an example of an attacker able to amplify the disclosed information thanks to its additional pre-existing knowledge—a situation often referred to as a *linking attack*. On the other hand the ability of k_{ab} in this respect is much weaker. The main purpose of PRIVUG is to allow experimenting with the attacker space in this way, to let the data controller understand what attacks are successful, and then assess whether they are realistic.

KL-divergence. Relative entropy [29], also known as Kullback–Leibler divergence, or simply, *KL-divergence*, measures how much two distributions differ. In Bayesian inference, the KL-divergence of a posterior y and a prior x , denoted as $D_{KL}(y || x)$, expresses the amount of “*information lost when x is used to approximate y* ” [5, page 51]. Thus, KL-divergence is a measure of information gained by revising one’s knowledge of the prior to the posterior. As with entropy, since we are working with an inferred distribution, we can estimate KL-divergence from samples. We use the algorithm by Wang *et al.* [47].

For the aggregation example, the KL-divergence between the posterior and prior of a is a measure of the amount of information that the attacker gained about Alice’s age by observing the output of the program. For k_{ab} , $D_{KL}(a | o \approx 55.3 || a) = 0.77$. For k_{al} , on the other hand, $D_{KL}(a | o \approx 55.3 || a) = 5.64$. These results indicate that the observation provides a gain of information of 0.77 bits for k_{ab} and 5.64 bits for k_{al} . More important

is the difference. The information gained by k_{al} is more than 7 times larger than the information gained by k_{ab} . This is not the only way to use KL-divergence. We show in Sect. 6.3 how it can be used to measure utility when programs add noise to their output.

Mutual Information. Mutual information between two random variables x, y , denoted as $I(x; y)$, measures the “*the reduction in the uncertainty of x due to the knowledge of y* ” [14]. If we instantiate this as $I(i; o)$ where i is a secret input and o a public output (the attacker’s prediction), then this metric quantifies the amount of information that o shares with i . Mutual information has been extensively studied as a quantitative information flow metric (cf. Sect. 2). An effective privacy protection mechanism should aim at minimizing $I(i; o)$.

In PRIVUG, we use `scikit-learn` [36] which provides a mutual information estimator [26]. We chose this estimator as it supports both discrete and continuous variables. As it achieves better accuracy with samples generated by Hamiltonian samplers, and since Figaro lacks Hamiltonian samplers presently, we used the NUTS sampler from PyMC3 to implement mutual information.

In our example, we have $I(a; o) = 9.37$ bits for k_{al} and $I(a; o) = 0.60$ bits for k_{ab} . This is consistent with our intuition behind mutual information: when the attacker knows everything about the input except for Alice’s age, the mutual information has a high value as observing the output greatly reduces their uncertainty.

Discussion on Priors. The results and conclusions drawn from above analyses heavily depend on the choice of prior. The prior models what an attacker knows about the input of the program, the secondary knowledge that *linked* with the observed output can lead to privacy violations. The analysis may report no leakage if priors do not reflect the real information that an attacker has access to. Ideally, priors should be informed from real world data. For instance, if the program takes as input a set of records of US citizens, then it is advisable to inform priors from publicly available sources, *e.g.*, the US census. Conveniently, probabilistic programming frameworks can be used to automatically learn underlying distributions from data [22]. In the case of mutual information and Bayes risks, it has been shown that running the analysis with uniform priors uncovers leakage if it exists [2, 13]. This result can be used with good effect to detect leakage, but not to estimate its magnitude, which can be estimated using PRIVUG.

5 Method (PRIVUG)

Figure 10 gives an overview of PRIVUG. The method is divided in two phases: *probabilistic modeling* (steps 1–3) and *posterior analysis* (steps 4–5).

1. **Prior:** *Define the knowledge of the attacker about the input of the program before observing the output.* We specify the prior as probability distributions over values that the attacker may consider plausible for the input variables. This yields a joint probability distribution $P(\vec{i})$ where \vec{i} is the vector of variables modeling the input of the program.
2. **Disclosure program:** *Lift the disclosure program to the probability monad and produce the attacker’s prediction.* That is, the distribution on the outputs of the program that the attacker consider possible, denoted as o . Hence the joint distribution is extended with the prediction, $P(\vec{i}, o)$.
3. **Observation:** *Condition the joint distribution on a selected program output.* This models the evidence that the attacker has after observing the output of the program. The observation is defined as a predicate over the output variables, with a concrete value or, as a constraint on output (a vague observation). The prior model thus allows us to define a likelihood function $P(E|\vec{i}, o)$ for the observation, where E defines the set of observed outcomes.
4. **Posterior:** *Use Bayesian inference to compute a posterior from the elements of the probabilistic model.* Bayes theorem defines how the components of a probabilistic model are to be combined to produce the posterior:

$$\overbrace{P(\vec{i}, o|E)}^{\text{posterior}} = \frac{\overbrace{P(E|\vec{i}, o)}^{\text{observation}} \cdot \overbrace{P(\vec{i}, o)}^{\text{prior}}}{P(E)}.$$

As shown, probabilistic programming frameworks, like Figaro, can estimate posterior distributions automatically, typically as a representative sample of the distribution, but symbolic methods exist, too. The posterior distribution defines the knowledge of the attacker after observing an output of the program $P(\vec{i}, o|E)$. We may also perform inference without a concrete E , or setting $E = \top$. For instance, we have estimated mutual information using the joint distribution $P(\vec{i}, o)$.

5. **Posterior Analysis.** *Use the posterior distribution to understand the information flow and the attacker space.* We can directly query the prior and posterior knowledge of the attacker (Sect. 4.3). All

statistically defined leakage measures can, in principle, be used. The method can be applied *iteratively* and *exploratively* to a given problem. In each iteration, it is possible to update prior, disclosure program and observation, or change the prior to study different attackers. With every change the automatic inference can be re-run, allowing an analyst to compare the effectiveness of different disclosure programs (e.g. to tune parameters of an anonymization algorithm), or to analyze the effect of a privacy mechanism on a program. Changing observations allows the analyst to analyze specific regions of the attacker’s prediction. For discrete output domains, it is sometimes possible to enumerate all outputs and perform analyses for each of them. For continuous output domains, it is better to use universal quantified metrics, like mutual information or Bayes risk, which provide a leakage estimation for all possible outputs simultaneously.

PRIVUG’s intended users are data analysts with knowledge in statistics and probabilistic modeling. These users are typically trained in probabilistic programming, an essential part of their toolbox (e.g., [22, 27]). This makes it easy to perform steps 1, 3, and 4. Step 2 often simply requires updating the datatypes of the input (as in `agg` and `ano`). The analyst may, however, need to change the program to ensure differentiability, or replace program operators with the corresponding operators on probability distributions. To facilitate sampling, the program should be referentially transparent. These are the very same techniques that data analysts use to create more advanced probabilistic models and analyses. Step 5’s probability queries, visualizations, and distribution statistics such as expected value or variance, are likewise familiar to data analysts. The interpretation of leakage does, however, require privacy-specific expertise (information theory, quantitative information flow).

PRIVUG is not tied to any particular probabilistic programming framework. We use PRIVUG in Figaro, which supports a functional programming style, and in PyMC3, that admits an imperative programming style.

6 Evaluation

We evaluate PRIVUG by asking the following questions:

- RQ1** *Can PRIVUG produce accurate results to privacy risk analysis? How fast does it converge?*

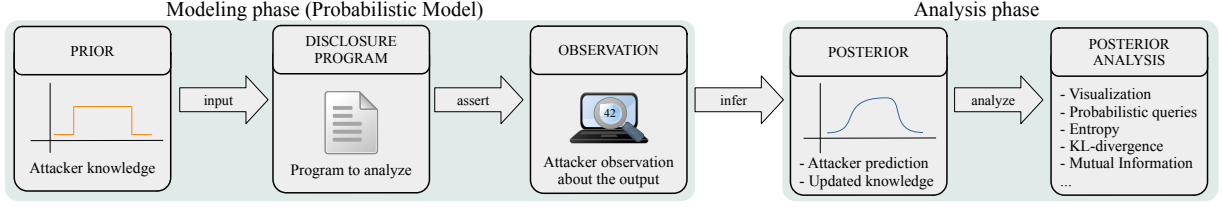


Fig. 10. Method overview. Boxes represent elements of the method. Arrows indicate the steps to move from the prior to the posterior.

RQ2 Does PRIVUG scale? How does the complexity of the system impact the running time of the analyses?

RQ3 Can PRIVUG analyze common privacy mechanisms?

The key added value of PRIVUG is that it is a uniform framework enabling a researcher to experiment with new analysis scenarios and methods easily. Our evaluation aims not only to answer the above questions—it also witness the versatility of PRIVUG, since it enables realizing many scenarios for which otherwise specialized tools are needed. None of the other tools used below is able to realize all these diverse scenarios.

6.1 RQ1: Accuracy & Convergence

We study the convergence and accuracy of inference in PRIVUG separately for continuous and discrete variables, as the type of variables determines the type of sampling methods affecting convergence. The goal is to confirm soundness of results, and to give an idea of how effective the sampling analysis methods are. We use manually analyzed models and specialized tools as ground truth.

Continuous. Consider a program that computes the average o of random variables s, p_1, \dots, p_{200} distributed as $s \sim \text{Nor}(42, \sigma_s)$ and $p_i \sim \text{Nor}(55, \sigma_p)$. Then o is normally distributed, with mean $(42 + 200 \cdot 55) / 201$. We vary σ_s and σ_p to control sample dispersion. We check how many samples are needed to accurately answer probability and mutual information queries. We use the NUTS sampler (Hamiltonian) in these experiments.

Probability Queries. Figure 11a shows the accuracy of the answer to the query $P(o < 55)$ for $\sigma_s = 8, \sigma_p = 1$ and $\sigma_s = \sigma_p = 20$, labeled as $P_{(8,1)}$ and $P_{(20,20)}$ in the graph. The error is below 0.01 after 5000 samples in both cases. Increasing the dispersion does not impact convergence.

Mutual Information. We study the accuracy of estimating mutual information with the estimator from scikit-learn for $P_{(8,1)}$. This estimator uses k -nearest neighbour distance. We simply run the estimator as part

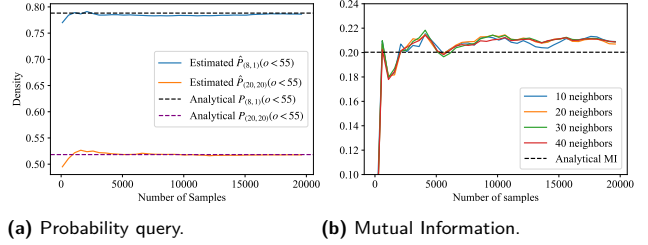


Fig. 11. Convergence of PRIVUG for continuous random variables.

of a probabilistic model with the above prior on 201 variables. After 5000 samples the estimation error drops below 0.02 (Fig. 11b). The choice of k does not impact the result significantly. (In general, large values of k reduce variance, but may introduce bias in results [26].)

Discrete. Consider a program that adds two integer variables x and y , both uniformly distributed from 0 to n ($o \sim x + y$). We check convergence for probability, Bayes risk, and mutual information queries, using the Metropolis inference algorithm. Importance sampling is known to perform comparably. For Bayes risk and mutual information we compute ground truth using state-of-the-art specialized tools. (We are not aware of any tool computing these for continuous input domains, cf. Sect. 2.)

Probability Queries. Figure 12a shows accuracy of the answer to $P(o = n)$ for $n \in \{100, 1000\}$ (n affects the support of x and y). After 5000 samples the estimation error drops below 0.01. This occurs for both values of n indicating that the support of the distributions x and y does not significantly impact convergence.

Bayes Risk and Mutual Information. We use a naive implementation of $R^* = \sum_o \max_x P(x, o)$ (Bayes risk) and $I(x; o) = \sum_x \sum_o P(x, o) \cdot \log(P(x, o) / (P(x)P(o)))$ (mutual information) [2, 14]. We query $P(x, o)$, $P(x)$ and $P(o)$ from the model and compute the estimations from definitions. We computed the ground truth for this experiment manually (dashed lines). Over 60,000 samples are needed to get an estimation of mutual information with an error below 0.2 for $n = 100$ (Fig. 12b). The corresponding error for Bayes risk is below 0.05 (Fig. 12c).

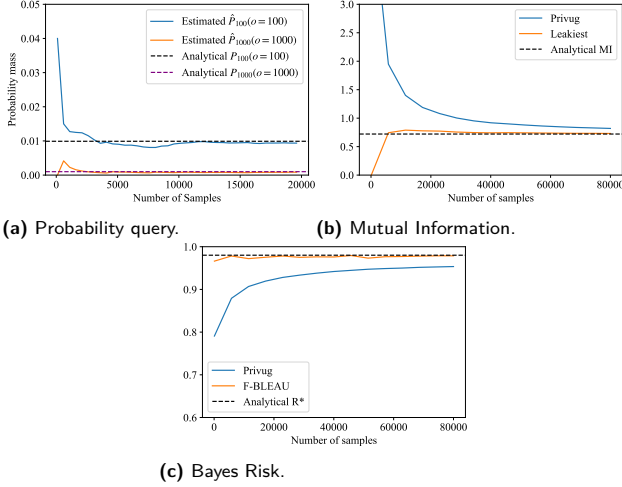


Fig. 12. Convergence of PRIVUG for discrete random variables.

Figure 12 includes performance of state-of-the-art tools, Leakiest [11] and F-BLEAU [9]. Both tools operate on data, not models. In order to run on a model, we fed them with samples generated by PRIVUG. Thus Fig. 12ab compares naive estimators against specialized tools on the same input samples. F-BLEAU produces a good estimation with 1000 samples. Leakiest converges after 5000 samples. The key lesson is that a few lines of Python or Scala implementing naive definitions on top of a probabilistic programming framework give usable estimators that are natural to integrate into a data processing pipeline or a Jupyter notebook. PRIVUG is thus a good platform for researchers and data scientists to experiment. Even here, we used PRIVUG to quickly scaffold a new use scenario for Leakiest and F-BLEAU.

6.2 RQ2: Scalability

We evaluate how long it takes for NUTS (continuous) and Metropolis (discrete) samplers to produce two chains of 10000 samples each for probabilistic models extracted from programs. The efficiency of sampling in Bayesian inference suffers when the number of variables increases. We thus scale the example from above up to 20000 variables (continuous: $(s + p_1 + p_2 + \dots + p_{20000})/20001$, and discrete: $x + y_1 + y_2 + \dots + y_{20000}$). This number permits modeling large and complex systems.

Figure 13 shows the data points measured; the blue line the main tendency of the measurements. Black dots correspond to synthetic programs, and the remaining symbols to the programs described in more detail in Sect. 6.3. As expected, continuous sampling is more efficient. Samplers for continuous domains can leverage con-

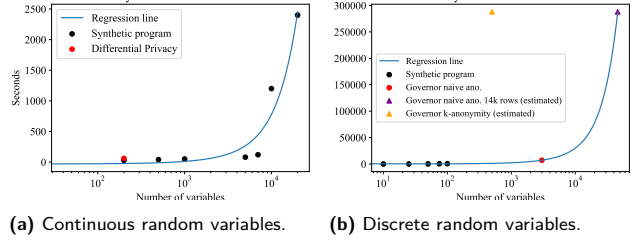


Fig. 13. Scalability for 6 examples (inference time vs dimensions).

tinuity to generalize faster [24]. A model with 20000 random variables can generate the target samples in around 40 minutes. Notably, the differential privacy case exhibits particularly low execution time (red in Fig. 13a), consistent with the trend of the synthetic examples.

The inference for discrete systems is significantly slower. First, we note that the synthetic examples (black lines) seem to follow a linear trend. The red dot in Fig. 13b corresponds to the execution time of the governor example model (Sect. 6.3) with 5000 random variable. The sampling run-time exceeds two hours. The purple and orange triangles mark the execution times of the naive anonymization example with a dataset of size 14k, and of the k -anonymity case (Sect. 6.3), respectively. To account for low sampling performance we generated only 1000 samples for each and scaled the time linearly to place it in the graph. Both cases took over 5 hours (80 hours after scaling).

The k -anonymity algorithm is an interesting outlier here, even with a small database of 500 entries. The exponential (in the number of columns) algorithm used to evaluate each sample here, dominates the cost of inference. Furthermore, the structure of the combinatorial space is not easily penetrable for the samplers. Clearly, MCMC inference methods, and thus PRIVUG, work more effectively for programs computing continuous functions of continuous variables.

6.3 RQ3: Applicability

We study the applicability of PRIVUG by analyzing three classic privacy mechanisms.

Differential Privacy. Dwork *et al.* [18] report that developers lack a systematic method for choosing parameters of differential privacy mechanisms. PRIVUG can be used to analyze a program composed with a differential privacy mechanism to explore trade-offs between privacy protection and data utility, and to support informed choice of parameters for the mechanism.

```

1 def dp_agg_p(epsilon: Double,
2   records: FixedSizeArrayElement[(String, Double)]):
3   Element[Double] = {
4     val delta = Constant(200.0)/records.length
5     val lambda = Constant(epsilon)/delta
6     val X = continuous.Exponential(lambda)
7     val Y = Flip(0.5)
8     val laplaceNoise = If(Y, X*Constant(-1.0), X)
9     agg(records) ++ laplaceNoise
10  }

```

Fig. 14. Differentially private extension of `agg`.

Violators Ltd. use `agg` to compute the mean incomes of their employees, with intention to release the output publicly. To protect the anonymity of employees, an analyst decides to add Laplacian noise to the output; a popular differential privacy mechanism [19, 20].

Prior. We assume that there are 200 incomes used in the algorithm ($|records| \sim \mathbf{Con}(200)$). Violators have previously released data on 195 of the 200 incomes, so it is publicly known that they are between \$80k and \$90k ($\mathbf{Uni}(80, 90)$). There are 5 new employees of which no income information is known ($\mathbf{Uni}(10, 200)$).

Prediction. We extend the program `agg` by adding Laplacian noise to the output: $o \sim \mathbf{agg} + \mathbf{Lap}(0, \Delta_{\mathbf{agg}}/\epsilon)$ where $\Delta_{\mathbf{agg}}$ denotes the *sensitivity* of `agg`. This is known to preserve ϵ -differential privacy [20, Thm. 3.6]. Sensitivity captures the magnitude by which a single entry can change the output. The program with the mechanism incorporated takes as input the `epsilon` (ϵ) and a set of `records`, returning the average income, or after lifting:

```

(lift dp_agg) :
  Dist(Double, List[(String, Double)]) → Dist(Double)

```

Figure 14 shows the implementation in Figaro. Line 4 computes the sensitivity. Since the maximum income of an individual is 200k, the sensitivity is $\frac{200}{|records|}$. Sensitivity can be added as a parameter of the program, if difficult to determine. Lines 4-8 define the Laplace distribution $\mathbf{Lap}(0, \Delta_{\mathbf{agg}}/\epsilon)$ for the noise. We construct it from an exponential and a Bernoulli distributions as follows $\mathbf{Lap}(0, 1/\lambda) \sim x(2y - 1)$ where $x \sim \mathbf{Exp}(\lambda)$ and $y \sim \mathbf{Ber}(0.5)$ are independent random variables [48]. Line 6 defines $x \sim \mathbf{Exp}(\epsilon/\Delta_{\mathbf{agg}})$, line 7 defines $y \sim \mathbf{Ber}(0.5)$. Figaro uses `Flip` for Bernoulli distribution. Line 8 combines them by flipping the sign of x when the outcome of the flip is positive, equivalent to $x(2y - 1)$. Line 9 adds the noise to the result of `agg`.

Analysis. We analyze how the utility of the program, mutual information, and probability queries for a concrete

output are affected by different choices of ϵ , to better understand risks associated to particular values of ϵ .

We measure *utility* as the KL-divergence between the noisy output and the output without noise. KL-divergence expresses the amount of information lost between two variables [5], so it is a relevant utility metric. High KL-divergence indicates low utility as it represents loss of information with respect to the output without noise. Differential privacy does include an accuracy parameter to quantify utility [20], but we opted for a more broadly used metric here, with applications outside differential privacy, as this allows to better demonstrate the openness of PRIVUG. Figure 15a plots the KL-divergence $D_{\text{KL}}(ro||o)$ between the real output (ro) and the output with noise (o). We observe an exponential decay of KL-divergence as ϵ increases, consistent with the intuition that small values of ϵ result in high noise and reduced utility. The graph suggests that decrements in ϵ for $\epsilon < 0.5$ may impact utility strongly.

To further understanding, the analyst sets off to investigate how changes to ϵ influence the information flow between the income of new employees and the output. Intuitively, the mutual information is zero if one is independent of the other, so no information flows whatsoever. Figure 15c plots the mutual information $I(s_i; o)$ for different values of ϵ . The dashed line shows the baseline, *i.e.*, the mutual information when the output has no added noise. The figure shows that mutual information increases roughly linearly with ϵ .

Suppose that the analyst at Violators Ltd. decides to run the program with $\epsilon = 0.5$ obtaining 85k as a result. Assume, for the sake of the example, that privacy regulations disallow revealing income data without employees' consent. Violators would like to determine, whether revealing this result could breach the regulation. Using PRIVUG, they analyze the distribution $P(s_i | o \approx 85)$ to determine if knowledge is gained by observing that the output of the program is 85k. Figure 15b shows the distributions for different values of ϵ . The dashed line marks the baseline, *i.e.*, the probability distribution before the observation $P(s_i)$. The blue line corresponds to the run with $\epsilon = 0.5$. Since this line is not parallel with the baseline (dashed), there is evidence of an increase in knowledge; namely it is more likely that the income of the new employees is below 100k than over 100k. We plot several lines for other values of ϵ . Any $\epsilon > 0.1$ would increase the knowledge about the salary of the new employees. Consequently, releasing the average 85k computed using $\epsilon = 0.5$ will result in a violation of the regulation, unless $\epsilon < 0.1$ is used.

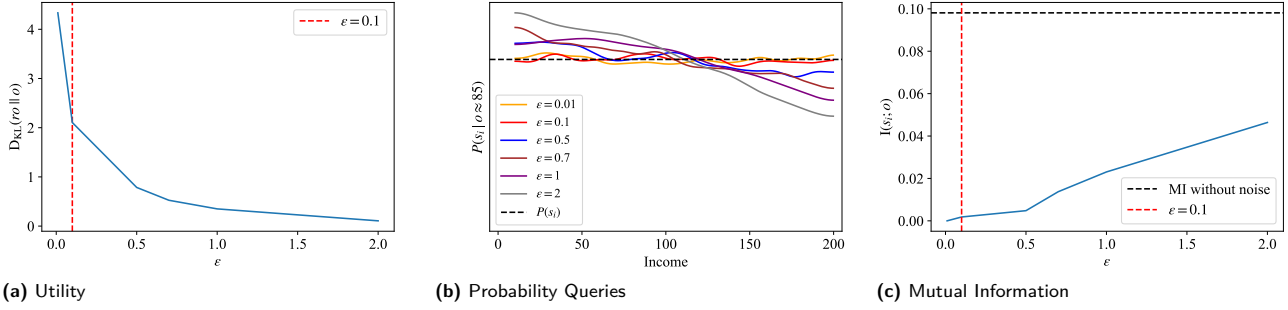


Fig. 15. Analyses for the differential privacy algorithm `dp_agg_p`.

```

1 def prior: FixedSizeArrayElement[(Name, Zip, Day, Sex, Diagnosis)] =
2 {
3   // Lists of names, zips, and birthdays, except for Governor's
4   val names: Seq[String] = List("Bob", "Charles", ...
5   val zips: Seq[Zip] = List(1100, 1101, 1102, ...
6   val days: Seq[Date] = List(01/01/1950, 02/01/1950, ...
7   VariableSizeArray ( Constant(1000), i => for {
8     n <- if(i==0) Constant(GNAME) else Uniform(names:_)
9     z <- if(i==0) Constant(GZIP) else Uniform(zips:_)
10    b <- if(i==0) Constant(GDAY) else Uniform(days:_)
11    s <- if(i==0) Constant(GSEX) else Uniform(Male, Female)
12    d <- if(i==0) Constant(GILL) else If(Flip(.2), Ill, Healthy)
13  } yield (n, z, b, s, d) )
14 }

```

Fig. 16. Prior for our anonymization example in Figaro/Scala.

Based on the above, the analyst is better informed about the effect of different choices of ϵ . First, we have discovered that releasing that the average income is 85k with an $\epsilon > 0.1$ would reveal information about the new employees. Violators Ltd. should either use $\epsilon < 0.1$ or seek consent from employees. Mutual information increases linearly with ϵ and values $\epsilon < 0.5$ are notably low. Utility exhibits an exponential decay as ϵ decreases. This decay is specially pronounced with $\epsilon < 1$ showing the impact of the added noise on the accuracy.

Naive Anonymization. We quantify how strongly an attacker can determine the diagnosis of an individual (the governor) by observing the output of `ano` from Sect. 3.

Prior. Figure 16 gives a prior for the dataset described in Sect. 3. `Name` is an identifier for an individual. For the sake of clarity, we assume that `Zip`, `Day` and `Sex` are non-sensitive attributes, and `Diagnosis` is sensitive. `Name`, `Zip`, `Day` and `Sex` are uniformly distributed, and `Diagnosis` is `Ill` with a 20% probability. The first row in the dataset is fixed, containing the governor's record. The prior assumes that the dataset has 1000 records (we model an attacker who knows the size of the dataset).

```

1 def ano_p( rs: FixedSizeArrayElement[(Name, Zip, Day, Sex,
2   Diagnosis)])
3   : ContainerElement[Int, (Zip, Day, Sex, Diagnosis)] =
4   rs.map { case (n, z, b, s, d) => (z, b, s, d) }

```

Fig. 17. Probabilistic version of `ano`.

Prediction. For `ano`, recall that

```

ano: List[(Name, Zip, Day, Sex, Diagnosis)]
  → List[(Zip, Day, Sex, Diagnosis)].

```

The lifted version of `ano` has type

```

(lift ano): Dist(List[(Name, Zip, Day, Sex, Diagnosis)])
  → Dist(List[(Zip, Day, Sex, Diagnosis)]).

```

The result, `ano_p`, is in Fig. 17. Like before, we use `FixedSizeArrayElement[T]` in place of `Dist(List[T])`.

Analysis. To assess whether disclosing the output of `ano` poses a privacy risk, we analyze what the attacker might learn about an individual record in the dataset.

We first assess the re-identification risk of disclosing a dataset anonymized with `ano`. For this, we check the risk that an attacker can uniquely identify an individual's row using *quasi-identifiers*, which may enable linking attacks (Sect. 3). To this end, we inspect all subsets of attributes to determine how uniquely they identify subjects. We query for probability of a certain number of rows in the output satisfying a predicate p , where p models which attributes we want to match with the governor's. For example: `probability(x, (v: Int) => v == 5)`, where x is a random variable representing the number of records satisfying p ($x = \text{output.count}(p)$), yields the probability that $x = 5$, so there are 5 such rows.

Figure 18 shows the outcome for each potential quasi identifier: for `zip` there are most likely 5 rows sharing the governor's zip code and 500 rows likely share governor's `sex` (50% of 1000). Note that probabilities gradually decrease on both sides of the most likely value.

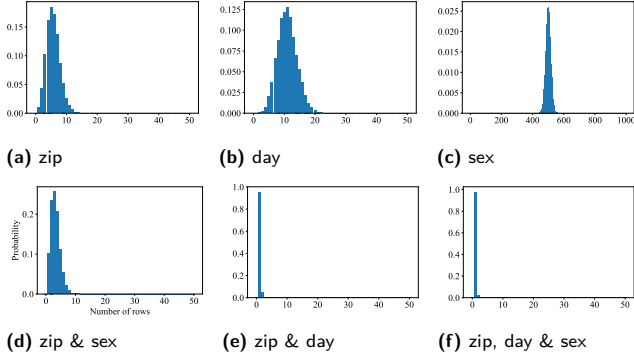


Fig. 18. Number of rows with the governor's attributes.

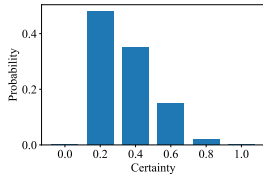


Fig. 19. Chance of learning that governor is ill if 5 share his zip.

More interestingly, with more dimensions (zip+day and zip+day+sex) it becomes very likely that there is only one individual with these attributes. Disclosing these columns together poses significant re-identification risk.

An entirely different question is whether an attacker learns anything about the diagnosis of the governor from the anonymized dataset—one might learn something about the diagnosis without being able to identify the record. Say the dataset contains 5 records with the governor's zip code, the most likely scenario in Fig. 18a. Now, consider also that out of those 5 people, k are ill. Then the probability of the governor being ill is $k/5$. Notably, if all 5 are ill then the attacker is certain that the governor is ill. This corresponds to the query

$$P(\text{output.count}(\varphi \wedge \psi) = k \mid \text{output.count}(\varphi) = 5),$$

where φ and ψ are predicates; ψ is true iff the record is ill, and φ iff it has the governor's zip code. We use `setCondition` to observe that `output.count(q) = 5` and plot the probability learned. In Fig. 19, the horizontal axis shows the conclusion of an attacker about the chance with which the governor is sick. The vertical axis shows how likely this happens. The first bar (0.2) reflects the prior probability, so there is 50% chance that the attacker learns nothing from an actual data set. Still, there is about half chance that the belief of an attacker in a positive diagnosis grows: to 0.4 with 35% probability, and possibly even higher (the last two bars).

We also assess whether disclosing the anonymized dataset poses a positive disclosure risk [31]. Concretely,

Query	Probability
$P(\forall r \in D \cdot r.z = \text{GZIP} \Rightarrow r.d = \text{I11})$.02
$P(\forall r \in D \cdot r.b = \text{GDAY} \Rightarrow r.d = \text{I11})$.00006
$P(\forall r \in D \cdot r.s = \text{GSEX} \Rightarrow r.d = \text{I11})$.0
$P(\forall r \in D \cdot r.z = \text{GZIP} \wedge r.b = \text{GDAY} \Rightarrow r.d = \text{I11})$.96
$P(\forall r \in D \cdot r.z = \text{GZIP} \wedge r.s = \text{GSEX} \Rightarrow r.d = \text{I11})$.16
$P(\forall r \in D \cdot r.b = \text{GDAY} \wedge r.s = \text{GSEX} \Rightarrow r.d = \text{I11})$.018
$P(\forall r \in D \cdot r.z = \text{GZIP} \wedge r.b = \text{GDAY} \wedge r.s = \text{GSEX} \Rightarrow r.d = \text{I11})$.98

Table 2. Probability of learning governor's diagnosis.

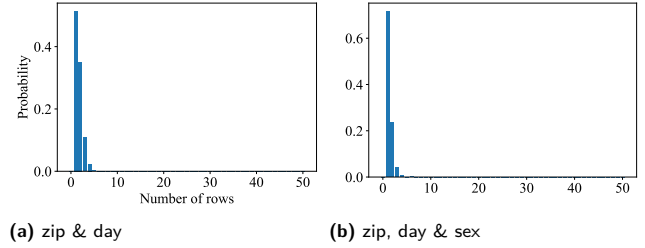


Fig. 20. Number of rows with the governor's attributes (upd).

Can the attacker determine (with certainty) the diagnosis of an individual? We start with a property of datasets D , which stipulates that all records satisfying ψ are ill: $\forall r \in D \cdot \psi(r) \Rightarrow r.d = \text{I11}$.

We instantiate ψ in various ways; with $\psi(r) = (r.z = \text{GZIP})$, the property stipulates that all records with the governor's zip code are ill. We compute the probability that this property holds for the anonymized dataset by issuing a `forall` query on the posterior. Table 2 displays the result. The first three rows corresponds to learning the governor's diagnosis based solely on knowing the zip code, birthday or sex. In these cases it possible to guess the Governor's diagnosis with a probability of at most 0.02 (zip). The last row corresponds to the case when the attacker combines all three attributes. Like in the original case study [45], we that with access to these three attributes, an attacker can learn the diagnosis of the Governor. Unlike in the original study, we concluded this for all data sets satisfying our prior model.

To illustrate the effect of using different priors, we re-run the analyses on a prior consisting on a dataset of 14000 records—this dataset better resembles the original dataset size [45]. We remark that this probabilistic model contains 70000 random variables (5 random variables per row \times 14000 rows). As discussed earlier, we generate only 1000 samples (cf. Sect. 6.2). Recall that reducing the number of samples impacts accuracy of the analysis (Sect. 6.1). Yet our results, (cf. Fig. 20b),

are close to those originally reported [45]. We find that there is a probability of 71% of having just one row with the zip code, birthday and sex of the governor. For zip code and birthday (cf. Fig. 20a) the probability reduces to 51%. Similarly, the positive disclosure analysis shows a decrease in the probability of learning the governor’s diagnosis (cf. Table 3 in Appendix B). These results indicate that, for this program and prior, increasing the size of the dataset does not uncover new privacy risks. On the contrary, smaller datasets are more vulnerable.

k -anonymity. We analyze an algorithm that produces a k -anonymous dataset of health records. A dataset satisfies k -anonymity if for any combination of attribute values, there are at least k rows in the dataset with those values. For a dataset to be 2-anonymous, it must hold that for any choice of name, zip, birthday, and sex, there are at least 2 rows sharing those values.

Prediction. We use a simple algorithm that masks any combination of attributes whose count is greater than k . The algorithm takes the parameter k and a set of records. Thus, it has the following types before and after lifting:

```
k_ano : (Int, List[(Name, Zip, Day, Sex, Diagnosis)])
        → List[(Zip, Day, Sex, Diagnosis)]
```

and the lifted version has type

```
(lift k_ano) : Dist(Int, List[(Name, Zip, Day, ...)])
              → Dist(List[(Zip, Day, ...)]).
```

We refer interested readers to Appendix C for the details of the resulting probabilistic program `k_ano_p`.

Analysis. Here we are interested in analyzing the trade-off between anonymity and utility that the algorithm offers. To this end, we run the same analyses as in Sect. 6.3 when running the algorithm for $k = 2$. We generate 1000 samples for a database of size 500.

Figure 21b shows that any combination of attributes (a quasi identifier), including zip and/or birthday, never matches the governor’s attributes, *i.e.*, the probability is concentrated at 0. The algorithm therefore always anonymizes zip and birthday. On the other hand, Fig. 21a shows that sex is (almost) never anonymized. As expected, the most likely number of rows with the governor’s sex is 250 — half of the size of the dataset. This means that, even though the algorithm was executed with $k = 2$, the output dataset is most likely going to be $k = 250$; with values k ranging in the interval (200, 300). Note also that there is non-zero likelihood of anonymizing sex as well, *i.e.*, $k = 500$. This

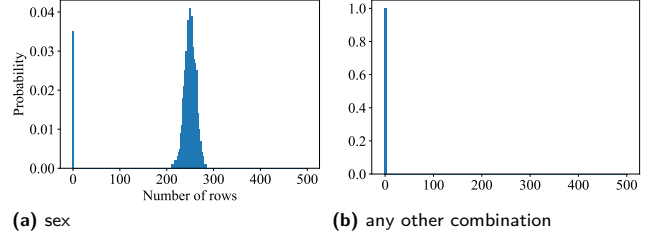


Fig. 21. Number of rows matching different combinations of attributes of the governor’s attributes ($k=2$).

is represented by the non-zero probability in having 0 rows with the governor’s sex (narrow bar on the far-left of Fig. 21a). In those cases the algorithm anonymizes all attributes, thus returning only the diagnosis.

The probability of learning the governor’s diagnosis (positive disclosure) is now 0 for any combination of attributes (cf. Table 4 in Appendix B). This is because the algorithm always anonymizes zip and birthday.

This case study shows how to establish that this simple privacy mechanism reduces risks with respect to the naive anonymization. However, the k -anonymity algorithm destroys most, and in some cases all, of the utility of the dataset; when sex gets anonymized as well, then only the distribution on the diagnosis remains (which is public information already). Even when running the algorithm with $k = 2$, the output datasets have $k \in (200, 300)$ or $k = 500$. Using PRIVUG an analyst can investigate trade-offs between privacy protection mechanisms. She can decide whether to use the aggressive k -anonymity algorithm or something else. Finally, an analyst who is developing a new algorithm, can use PRIVUG to obtain feedback on prototypes in early design stages.

7 Conclusion

PRIVUG is a generic, extensible method, enabling data scientists to analyze privacy risks in analytics programs, and privacy researchers to experiment with protection mechanisms. It is based on probabilistic programming.

In PRIVUG, we build a probabilistic model of the attacker’s prior, lift the program to operate on models, and use Bayesian inference to compute the posterior given an observation. This lets us efficiently compute any risk metric that can be computed from sample traces of a Bayesian inference algorithm, thus supporting a wide range of techniques and tools for the use-cases above. Strikingly, this works without access to the data that the program will process. Our implementation is

the first leakage estimation tool to support such a wide range of metrics, and continuous inputs and outputs.

We demonstrate accuracy and scalability of PRIVUG empirically by comparing it to existing tools, and applicability through a wide range of examples. We implement information-theoretic measures such as Shannon entropy, KL-divergence, and mutual information. We implement Bayes risk, to show that measures with better operational meaning can also be computed. We show how to find quasi-identifiers, and study the diversity of values of sensible attributes. Finally, we demonstrate how to use PRIVUG to analyze privacy mechanisms: differential privacy and k -anonymization.

References

- [1] Ibrahim A. Ahmad and Pi-Erh Lin. A nonparametric estimation of the entropy for absolutely continuous distributions (corresp.). *IEEE Trans. Inf. Theory*, 22(3):372–375, 1976.
- [2] Mário S. Alvim, Konstantinos Chatzikokolakis, Annabelle McIver, Carroll Morgan, Catuscia Palamidessi, and Geoffrey Smith. *The Science of Quantitative Information Flow*. Springer International Publishing, 2020.
- [3] Eli Bingham, Jonathan P. Chen, Martin Jankowiak, Fritz Obermeyer, Neeraj Pradhan, Theofanis Karaletsos, Rohit Singh, Paul A. Szerlip, Paul Horsfall, and Noah D. Goodman. Pyro: Deep universal probabilistic programming. *J. Mach. Learn. Res.*, 20:28:1–28:6, 2019.
- [4] Justin Brickell and Vitaly Shmatikov. The cost of privacy: destruction of data-mining utility in anonymized data publishing. In *Proceedings of the 14th ACM SIGKDD International Conference on Knowledge Discovery and Data Mining, Las Vegas, Nevada, USA, August 24–27, 2008*, 2008.
- [5] Kenneth P. Burnham and David R. Anderson. *Model Selection and Multimodel Inference: A Practical Information-Theoretic Approach*. Springer-Verlag New York, 2002.
- [6] Jianneng Cao and Panagiotis Karras. Publishing microdata with a robust privacy guarantee. *Proc. VLDB Endow.*, 5(11):1388–1399, 2012.
- [7] Bob Carpenter, Andrew Gelman, Matthew D. Hoffman, Daniel Lee, Ben Goodrich, Michael Betancourt, Marcus Brubaker, Jiqiang Guo, Peter Li, and Allen Riddell. Stan: A probabilistic programming language. *Journal of Statistical Software*, 76(1), 1 2017.
- [8] Konstantinos Chatzikokolakis, Catuscia Palamidessi, and Prakash Panangaden. On the bayes risk in information-hiding protocols. *J. Comput. Secur.*, 16(5):531–571, 2008.
- [9] Giovanni Cherubin, Konstantinos Chatzikokolakis, and Catuscia Palamidessi. F-BLEAU: fast black-box leakage estimation. In *2019 IEEE Symposium on Security and Privacy, SP 2019, San Francisco, CA, USA, May 19–23, 2019*, pages 835–852. IEEE, 2019.
- [10] Tom Chothia and Apratim Guha. A statistical test for information leaks using continuous mutual information. In *Proceedings of the 24th IEEE Computer Security Foundations Symposium, CSF 2011, Cernay-la-Ville, France, 27–29 June, 2011*, pages 177–190. IEEE Computer Society, 2011.
- [11] Tom Chothia, Yusuke Kawamoto, and Chris Novakovic. A tool for estimating information leakage. In *Computer Aided Verification - 25th International Conference, CAV 2013, Saint Petersburg, Russia, July 13–19, 2013. Proceedings*, volume 8044 of *Lecture Notes in Computer Science*, pages 690–695. Springer, 2013.
- [12] Tom Chothia, Yusuke Kawamoto, and Chris Novakovic. Leakwatch: Estimating information leakage from java programs. In *Computer Security - ESORICS 2014 - 19th European Symposium on Research in Computer Security, Wroclaw, Poland, September 7–11, 2014. Proceedings, Part II*, volume 8713 of *Lecture Notes in Computer Science*, pages 219–236. Springer, 2014.
- [13] Tom Chothia, Yusuke Kawamoto, Chris Novakovic, and David Parker. Probabilistic point-to-point information leakage. In *2013 IEEE 26th Computer Security Foundations Symposium, New Orleans, LA, USA, June 26–28, 2013*, pages 193–205. IEEE Computer Society, 2013.
- [14] Thomas M. Cover and Joy A. Thomas. *Elements of information theory (2. ed.)*. Wiley, 2006.
- [15] Leonardo Mendonça de Moura and Nikolaj Bjørner. Z3: an efficient SMT solver. In *Tools and Algorithms for the Construction and Analysis of Systems, 14th International Conference, TACAS 2008, Held as Part of the Joint European Conferences on Theory and Practice of Software, ETAPS 2008, Budapest, Hungary, March 29–April 6, 2008. Proceedings*, volume 4963 of *Lecture Notes in Computer Science*, pages 337–340. Springer, 2008.
- [16] Joshua V. Dillon, Ian Langmore, Dustin Tran, Eugene Brevdo, Srinivas Vasudevan, Dave Moore, Brian Patton, Alex Alemi, Matthew D. Hoffman, and Rif A. Saurous. Tensorflow distributions. *CoRR*, abs/1711.10604, 2017.
- [17] Cynthia Dwork. Differential privacy. In *Automata, Languages and Programming, 33rd International Colloquium, ICALP 2006, Venice, Italy, July 10–14, 2006. Proceedings, Part II*, volume 4052 of *Lecture Notes in Computer Science*, pages 1–12, 2006.
- [18] Cynthia Dwork, Nitin Kohli, and Deirdre Mulligan. Differential privacy in practice: Expose your epsilons! *Journal of Privacy and Confidentiality*, 9(2), 2019.
- [19] Cynthia Dwork, Frank McSherry, Kobbi Nissim, and Adam D. Smith. Calibrating noise to sensitivity in private data analysis. In Shai Halevi and Tal Rabin, editors, *Theory of Cryptography, Third Theory of Cryptography Conference, TCC 2006, New York, NY, USA, March 4–7, 2006. Proceedings*, volume 3876 of *Lecture Notes in Computer Science*, pages 265–284. Springer, 2006.
- [20] Cynthia Dwork and Aaron Roth. The algorithmic foundations of differential privacy. *Found. Trends Theor. Comput. Sci.*, 9(3–4):211–407, 2014.
- [21] Timon Gehr, Sasa Misailovic, and Martin T. Vechev. PSI: exact symbolic inference for probabilistic programs. In *Computer Aided Verification - 28th International Conference, CAV 2016, Toronto, ON, Canada, July 17–23, 2016. Proceedings, Part I*, volume 9779 of *Lecture Notes in Computer Science*, pages 62–83, 2016.
- [22] Andrew Gelman, John B Carlin, Hal S Stern, David B Dunson, Aki Vehtari, and Donald B Rubin. *Bayesian data analysis*.

- CRC press, 2013.
- [23] Viktor Hargitai, Irina Shklovski, and Andrzej Wasowski. Going beyond obscurity: Organizational approaches to data anonymization. *PACMHCI*, 2(CSCW):66:1–66:22, 2018.
 - [24] Matthew D. Hoffman and Andrew Gelman. The no-u-turn sampler: adaptively setting path lengths in hamiltonian monte carlo. *J. Mach. Learn. Res.*, 15(1):1593–1623, 2014.
 - [25] Boris Köpf and David A. Basin. An information-theoretic model for adaptive side-channel attacks. In *Proceedings of the 2007 ACM Conference on Computer and Communications Security, CCS 2007, Alexandria, Virginia, USA, October 28-31, 2007*, pages 286–296, 2007.
 - [26] Alexander Kraskov, Harald Stögbauer, and Peter Grassberger. Estimating mutual information. *Phys. Rev. E*, 69:066138, Jun 2004.
 - [27] John Kruschke. *Doing Bayesian data analysis: A tutorial with R, JAGS, and Stan*. Academic Press, 2014.
 - [28] Martin Kucera, Petar Tsankov, Timon Gehr, Marco Guarnieri, and Martin T. Vechev. Synthesis of probabilistic privacy enforcement. In *Proceedings of the 2017 ACM SIGSAC Conference on Computer and Communications Security, CCS 2017, Dallas, TX, USA, October 30 - November 03, 2017*, pages 391–408. ACM, 2017.
 - [29] Solomon Kullback and Richard A Leibler. On information and sufficiency. *The annals of mathematical statistics*, 22(1):79–86, 1951.
 - [30] Ninghui Li, Tiancheng Li, and Suresh Venkatasubramanian. t -closeness: Privacy beyond k -anonymity and l -diversity. In *Proceedings of the 23rd International Conference on Data Engineering, ICDE 2007, The Marmara Hotel, Istanbul, Turkey, April 15-20, 2007*, pages 106–115, 2007.
 - [31] Ashwin Machanavajjhala, Daniel Kifer, Johannes Gehrke, and Muthuramakrishnan Venkatasubramanian. L -diversity: Privacy beyond k -anonymity. *ACM Trans. Knowl. Discov. Data*, 1(1):1–52, 2007.
 - [32] Pasquale Malacaria. Assessing security threats of looping constructs. In *Proceedings of the 34th ACM SIGPLAN-SIGACT Symposium on Principles of Programming Languages, POPL 2007, Nice, France, January 17-19, 2007*, pages 225–235. ACM, 2007.
 - [33] Piotr Mardziel, Stephen Magill, Michael Hicks, and Mudhakar Srivatsa. Dynamic enforcement of knowledge-based security policies using probabilistic abstract interpretation. *J. Comput. Secur.*, 21(4):463–532, 2013.
 - [34] Guillaume Nadon, Marcus Feilberg, Mathias Johansen, and Irina Shklovski. In the user we trust: Unrealistic expectations of facebook’s privacy mechanisms. In *Proceedings of the 9th International Conference on Social Media and Society, SMSociety 2018, Copenhagen, Denmark, July 18-20, 2018*, pages 138–149. ACM, 2018.
 - [35] Mehmet Ercan Nergiz, Maurizio Atzori, and Chris Clifton. Hiding the presence of individuals from shared databases. In *Proceedings of the ACM SIGMOD International Conference on Management of Data, Beijing, China, June 12-14, 2007*, pages 665–676, 2007.
 - [36] F. Pedregosa, G. Varoquaux, A. Gramfort, V. Michel, B. Thirion, O. Grisel, M. Blondel, P. Prettenhofer, R. Weiss, V. Dubourg, J. Vanderplas, A. Passos, D. Cournapeau, M. Brucher, M. Perrot, and E. Duchesnay. Scikit-learn: Machine learning in Python. *Journal of Machine Learning Research*, 12:2825–2830, 2011.
 - [37] Avi Pfeffer. *Practical probabilistic programming*. Manning Publications Co., 2016.
 - [38] Norman Ramsey and Avi Pfeffer. Stochastic lambda calculus and monads of probability distributions. In John Launchbury and John C. Mitchell, editors, *Conference Record of POPL 2002: The 29th SIGPLAN-SIGACT Symposium on Principles of Programming Languages, Portland, OR, USA, January 16-18, 2002*, pages 154–165. ACM, 2002.
 - [39] Alfréd Rényi et al. On measures of entropy and information. In *Proceedings of the Fourth Berkeley Symposium on Mathematical Statistics and Probability, Volume 1: Contributions to the Theory of Statistics*. The Regents of the University of California, 1961.
 - [40] Christian P. Robert and George Casella. *Monte Carlo Statistical Methods*. Springer Texts in Statistics. Springer, 2004.
 - [41] John Salvatier, Thomas V. Wiecki, and Christopher Fonnesbeck. Probabilistic programming in python using pymc3. *PeerJ Comput. Sci.*, 2:e55, 2016.
 - [42] Claude E. Shannon. A mathematical theory of communication. *Bell Syst. Tech. J.*, 27(3):379–423, 1948.
 - [43] Bernard W. Silverman. *Density Estimation for Statistics and Data Analysis*, volume 26. CRC Press, 1986.
 - [44] Geoffrey Smith. On the foundations of quantitative information flow. In *Foundations of Software Science and Computational Structures, 12th International Conference, FOSSACS 2009, Held as Part of the Joint European Conferences on Theory and Practice of Software, ETAPS 2009, York, UK, March 22-29, 2009. Proceedings*, volume 5504 of *Lecture Notes in Computer Science*, pages 288–302. Springer, 2009.
 - [45] Latanya Sweeney. k -anonymity: A model for protecting privacy. *International Journal on Uncertainty, Fuzziness and Knowledge-based Systems*, 10(5):557–570, 2002.
 - [46] David Tolpin, Jan-Willem van de Meent, Hongseok Yang, and Frank D. Wood. Design and implementation of probabilistic programming language anglican. In *Proceedings of the 28th Symposium on the Implementation and Application of Functional Programming Languages, IFL 2016, Leuven, Belgium, August 31 - September 2, 2016*, pages 6:1–6:12. ACM, 2016.
 - [47] Qing Wang, Sanjeev R. Kulkarni, and Sergio Verdú. Divergence estimation of continuous distributions based on data-dependent partitions. *IEEE Trans. Inf. Theory*, 51(9):3064–3074, 2005.
 - [48] Wikipedia. Laplace Distribution. https://en.wikipedia.org/wiki/Laplace_distribution.

A Programs as Models

Probabilistic programming can be used to model the attacker’s view of a program execution. To provide a technical basis for this observation, we present a simple functional programming language, and demonstrate how its programs can be interpreted as probabilistic

models. The main idea is that probability distributions form a monad [38]; we interpret a program as a probabilistic model by mapping it into said monad.

This section is aimed at readers with some background in programming language semantics, who wish to gain insight into the semantic underpinning of PRIVUG.

A.1 Language

Our language is the untyped lambda calculus, extended with data constructors (à la ML and Haskell), and case expressions to eliminate them. We define expressions, ranged over by $e \in \mathbf{Exp}$, inductively.

$$e ::= x \mid \lambda x . e \mid e e \mid K \bar{e} \mid \text{case } K e e_F$$

where $x \in \mathbf{Var}$ ranges over variables, $\lambda x . e$ denotes abstraction, and $e e$ application. Data constructors are ranged over by $K \in \mathbf{Con}$, \bar{e} is a (possibly empty) list of expressions, and $K e_1 \cdots e_k$ denotes an expression constructed by K and containing e_1 through e_k . Finally, $\text{case } K e e_F$ performs pattern-matching, matching for expressions constructed by K .

A.2 Semantics: Computation

An expression can be seen as defining a computation. Each computation step of an expression involves a substitution, *i.e.* a reduction. Reducible expressions reduce as follows.

$$x \rightarrow_\varepsilon \varepsilon(x) \quad (1)$$

$$e e'' \rightarrow_\varepsilon e' e'' \quad , \text{ if } e \rightarrow_\varepsilon e' \quad (2)$$

$$v e \rightarrow_\varepsilon v e' \quad , \text{ if } e \rightarrow_\varepsilon e' \quad (3)$$

$$(\lambda x . e) v \rightarrow_\varepsilon e[x \mapsto v] \quad (4)$$

$$(\text{case } K e e_F) (K e_1 \cdots e_k) \rightarrow_\varepsilon e e_1 \cdots e_k \quad (5)$$

$$(\text{case } K e e_F) v \rightarrow_\varepsilon e_F \quad , \text{ if } v \neq K \bar{e} \quad (6)$$

This transition relation $(\rightarrow_\varepsilon) : \mathbf{Exp} \times \mathbf{Exp}$, specifies how an expression reduces, small-step, towards an irreducible expression, *i.e.* a value $v \in \mathbf{Val} = \{e \mid e \not\rightarrow\} \subseteq \mathbf{Exp}$. The relation is parameterized by an environment $\varepsilon \in \mathbf{Env} = \mathbf{Var} \rightarrow \mathbf{Val}$, which assigns free variables to values (1). Before an application is performed, the operator and its operand are reduced to a value, in that order (2) (3). If the operator is an abstraction, then the application yields its body, with (free) occurrences of the variable it binds replaced with the operand (4).

If the operator is of the form $\text{case } K e e_F$, then application pattern-matches the operand. If the operand is $K \bar{e}$, then the application yields e applied to the expressions in \bar{e} (5). Otherwise, application yields e_F (pattern-matching failure) (6).

A.3 Semantics: Probabilistic Model

In probabilistic programming, a program defines a probabilistic model. Likewise, an expression in our language can be viewed as defining a probabilistic model. We present three approaches to viewing a program as a probabilistic model.

Monad-Lift. We define the probabilistic model that an expression describes in terms of the computation semantics. This definition relies on the observation that Dist is a monad, a fact described in detail by Ramsay and Pfeffer [38]. By virtue of being a monad, the following two functions are defined for Dist .

$$\text{return} : \mathbf{A} \rightarrow \text{Dist}(\mathbf{A})$$

$$(\gg=) : \text{Dist}(\mathbf{A}) \rightarrow (\mathbf{A} \rightarrow \text{Dist}(\mathbf{B})) \rightarrow \text{Dist}(\mathbf{B})$$

Here, \mathbf{A} and \mathbf{B} are arbitrary sets.¹ So, return maps each element of \mathbf{A} , to a distribution on \mathbf{A} . Concretely, $\text{return } a$ is simply the so-called Dirac-measure concentrated at a :

$$(\text{return } a) A = \begin{cases} 1, & \text{if } a \in A \\ 0, & \text{otherwise.} \end{cases}$$

Suppose you have random variables a and b , and that we know their distributions $P(a)$ and $P(b|a)$. Then you can compute $P(b)$ by marginalizing out a in $P(b|a) * P(a)$. This is what $(\gg=)$ does; in $P(b) = (P(a) \gg= P(b|a))$.

$$(P(a) \gg= P(b|a)) B = \int_{\mathbf{A}} (\lambda a . P(b|a) * P(a)) da.$$

These functions have been used to implement a whole host of functions for monads. One of these functions is the standard monad lift operation.

$$\text{lift} : \text{Monad } M \Rightarrow (\mathbf{A} \rightarrow \mathbf{B}) \rightarrow M \mathbf{A} \rightarrow M \mathbf{B}$$

$$\text{lift } f m = m \gg= (\lambda x . \text{return } (f x))$$

With types $\text{lift} : (\mathbf{Env} \rightarrow \mathbf{Val}) \rightarrow \text{Dist}(\mathbf{Env}) \rightarrow \text{Dist}(\mathbf{Val})$, we see that lift looks very much like dist

¹ Concretely, the functions are polymorphic in \mathbf{A} and \mathbf{B} .

from before. The main advantage of using **lift** is that we can use monad laws, and other results proven for monads, to reason about it, and thus, about distributions. So, like before, the probabilistic model that e describes is simply $(\mathbf{lift} \llbracket e \rrbracket) : \text{Dist}(\mathbf{Env}) \rightarrow \text{Dist}(\mathbf{Val})$.

Example 1. Let $f = \lambda xy . (x+y)/2$ be a simplified version of the program **agg** (cf. Fig. 1) which computes the average of two numbers x and y . Let $\{0, 1, 2\}^2$ be a set of environments (**Env**) where the first element of the pair defines the value of x and the second the value of y in f . Let $P(x, y) = \mathbf{Uni}(\{0, 1, 2\}^2)$ be a discrete distribution over environments which allocates the same probability to all environments—this distribution corresponds to the prior. Then, $\mathbf{lift} \llbracket f \rrbracket P(x, y)$ defines the prediction $P(o)$. Here we show the steps to compute $P(o = 2)$ via monad-lift.

$$\begin{aligned}
P(o = 2) &= P(x, y) \gg= (\lambda xy . \mathbf{return} (f xy)) \{2\} \\
&= \sum_{(x, y) \in \{0, 1, 2\}^2} (\lambda xy . \mathbf{return} (f xy)) \{2\} P(x, y) \\
&= (\mathbf{return} f 0 1) \{2\} \cdot P(x = 0, y = 2) + \\
&\quad (\mathbf{return} f 1 1) \{2\} \cdot P(x = 1, y = 1) + \\
&\quad (\mathbf{return} f 2 0) \{2\} \cdot P(x = 2, y = 0) \\
&= 1 \cdot 1/9 + 1 \cdot 1/9 + 1 \cdot 1/9 \\
&= 3/9
\end{aligned}$$

We replace the \int to \sum because the prior is discrete.

One drawback of this semantics is that they are defined in terms of the computation semantics—the structure of the probabilistic model is ignored. Alternatively, it is possible to build the structure of the probabilistic model by means of the expressions in our programming language. The semantics below achieve this by embedding expressions into the **Dist** monad:

$$\begin{aligned}
\llbracket x \rrbracket_\varepsilon &= \varepsilon(x) \\
\llbracket \lambda x . e \rrbracket_\varepsilon &= \mathbf{return} (\lambda v . \llbracket e \rrbracket_{\varepsilon[x \mapsto \mathbf{return} v]}) \\
\llbracket e e' \rrbracket_\varepsilon &= \llbracket e \rrbracket_\varepsilon \gg= \lambda f . \llbracket e' \rrbracket_\varepsilon \gg= \lambda v . f v \\
\llbracket K e_1 \cdots e_k \rrbracket_\varepsilon &= \llbracket e_1 \rrbracket_\varepsilon \gg= \lambda v_1 . \cdots \\
&\quad \llbracket e_k \rrbracket_\varepsilon \gg= \lambda v_k . \mathbf{return} (K v_1 \cdots v_k) \\
\llbracket \mathbf{case} K e e_f \rrbracket_\varepsilon &= \mathbf{return} (\lambda v . \mathbf{case} v \mathbf{of} \\
&\quad K x_1 \cdots x_k \Rightarrow \llbracket e \rrbracket_\varepsilon \gg= \lambda f . f x_1 \cdots x_k \\
&\quad _ \Rightarrow \llbracket e_f \rrbracket_\varepsilon)
\end{aligned}$$

Here, $\varepsilon : \mathbf{Var} \rightarrow \text{Dist}(\mathbf{Val})$. It is important to note that, whereas $e.g. \llbracket x \rrbracket_\varepsilon : \text{Dist}(\mathbf{Val})$,

Query	Probability
$P(\forall r \in D . r.z = \text{GZIP} \Rightarrow r.d = \text{I11})$.0
$P(\forall r \in D . r.b = \text{GDAY} \Rightarrow r.d = \text{I11})$.0
$P(\forall r \in D . r.s = \text{GSEX} \Rightarrow r.d = \text{I11})$.0
$P(\forall r \in D . r.z = \text{GZIP} \wedge r.b = \text{GDAY} \Rightarrow r.d = \text{I11})$.51
$P(\forall r \in D . r.z = \text{GZIP} \wedge r.s = \text{GSEX} \Rightarrow r.d = \text{I11})$.0
$P(\forall r \in D . r.b = \text{GDAY} \wedge r.s = \text{GSEX} \Rightarrow r.d = \text{I11})$.0
$P(\forall r \in D . r.z = \text{GZIP} \wedge r.b = \text{GDAY} \wedge r.s = \text{GSEX} \Rightarrow r.d = \text{I11})$.71

Table 3. Probability of learning governor's diagnosis (upd).

Query	Probability
$P(\forall r \in D . r.z = \text{GZIP} \Rightarrow r.d = \text{I11})$.0
$P(\forall r \in D . r.b = \text{GDAY} \Rightarrow r.d = \text{I11})$.0
$P(\forall r \in D . r.s = \text{GSEX} \Rightarrow r.d = \text{I11})$.0
$P(\forall r \in D . r.z = \text{GZIP} \wedge r.b = \text{GDAY} \Rightarrow r.d = \text{I11})$.0
$P(\forall r \in D . r.z = \text{GZIP} \wedge r.s = \text{GSEX} \Rightarrow r.d = \text{I11})$.0
$P(\forall r \in D . r.b = \text{GDAY} \wedge r.s = \text{GSEX} \Rightarrow r.d = \text{I11})$.0
$P(\forall r \in D . r.z = \text{GZIP} \wedge r.b = \text{GDAY} \wedge r.s = \text{GSEX} \Rightarrow r.d = \text{I11})$.0

Table 4. Probability of learning governor's diagnosis ($k=2$).

the type for denotated abstractions is different; $\llbracket \lambda x . e \rrbracket_\varepsilon : \text{Dist}(\mathbf{Var} \rightarrow \text{Dist}(\mathbf{Val}))$. Also note the \mapsto in the denotation of abstractions; x stores a *distribution*. With this, $\llbracket e \rrbracket : \text{Dist}(\mathbf{Env}) \rightarrow \text{Dist}(\mathbf{Val})$ is the probabilistic model that e describes.

B Supplementary Tables for Governor Example

Here we include two supplementary tables resulted from the analyses we run on the Governor system.

C k -anonymity code

Figure 22 shows the lifted k -anonymization algorithm in Figaro. As for **ano**, the source code of the non-probabilistic version of the k -anonymity program is identical the one in Fig. 22. Therefore, we discuss directly the source code in the figure. In a nutshell, we use a greedy approach to find single, pairs and triples of attributes that violate k -anonymity. If we found them, we replace the attributes with $*$, which represent *masking* the real value.

```

1 def k_ano_p (
2   k : Int,
3   rs : FixedSizeArrayElement[(Name, Zip, Day, Sex, Diagnosis)]
4 ) : FixedSizeArrayElement[(Zip, Day, Sex, Diagnosis)] =
5 {
6   // Remove identifier column (name)
7   val records = ano(records_with_ids)
8
9   // Check for k-anonymity in single attributes
10  //  $\bigvee_{z \in \text{Zip}} \neg(\text{records.count}(z) = 0 \vee \text{records.count}(z) \geq k)$ 
11  val zip_not_k_anonymous: Element[Boolean] =
12    zips.map(
13      (zip) => records.count(r => r._1 == zip)
14        .map(i => !(i==0 || i>=k))
15    ).reduce((a,b) => a||b)
16  val day_not_k_anonymous = ...
17  val sex_not_k_anonymous = ...
18  val single_k_anon =
19    VariableSizeArray (records.length, i => for {
20      z <- If(zip_not_k_anonymous, Constant("*"), records(i)._1)
21      b <- If(age_not_k_anonymous, Constant("*"), records(i)._2)
22      s <- If(sex_not_k_anonymous, Constant("*"), records(i)._3)
23      d <- records(i)._4
24    } yield (z,b,s,d) )
25
26  // Now we check for k-anonymity in pairs of attributes
27  //  $\bigvee_{(z,b) \in \text{Zip} \times \text{Day}} \neg(\text{single\_k\_anon.count}((z,b)) = 0 \vee$ 
28  //  $\text{single\_k\_anon.count}((z,b)) \geq k)$ 
29  val zip_day_not_k_anonymous = ...
30  val zip_sex_not_k_anonymous = ...
31  val day_sex_not_k_anonymous = ...
32  val pairs_k_anon = ...
33
34  // Finally check for k-anonymity in triples
35  //  $\bigvee_{(z,b,s) \in \text{Zip} \times \text{Day} \times \text{Sex}} \neg(\text{pairs\_k\_anon.count}((z,b,s)) = 0 \vee$ 
36  //  $\text{pairs\_k\_anon.count}((z,b,s)) \geq k)$ 
37  val zip_day_sex_not_k_anonymous = ...
38  val triples_att_k_anon = ...
39
40  return triples_att_anon
41 }

```

Fig. 22. Probabilistic version of k -anonymity, specialized to our anonymization example.

The program takes as input a dataset of health records and the anonymization parameter k . The program first removes the column name as it is an identifier (Line 7) using the anonymization program `ano` (cf. Fig. 17). Then it checks whether single attributes are k -anonymous. Lines 11 to 15 show the check for zips. Specifically, we check whether the zips in the data set are *not* k -anonymous. If there exists a zip $z \in \text{zips}$ such that $0 < \text{records.count}(z) < k$ then the attribute is not k -anonymous. This property can be reformulated to

$\bigvee_{z \in \text{Zip}} \neg(\text{records.count}(z) = 0 \vee \text{records.count}(z) \geq k)$ which can be directly implemented in Scala/Figaro. We repeat this process for birthday (`day_not_k_anonymous`) and sex (`sex_not_k_anonymous`). Lines 18 to 24 depict the anonymization step. For each attribute, if they are not k -anonymous hide it by replacing it with `*`—concretely a constant distribution with the value `*`. Otherwise, we do not modify the distribution. This process is repeated for pairs, and triples, of attributes.

It is easy to show that the output of this program satisfies k -anonymity. In order for k -anonymity to be violated there must be a combination of attributes $c \in 2^{\text{Zip} \times \text{Day} \times \text{Sex}}$ such that $0 < \text{count}(c) < k$. This corresponds to the check we perform in line 37 when the checks for single and pairs of attributes did not find violations of k -anonymity. Therefore such a combination cannot occur in the output of our program.