

Raúl Pardo, Willard Rafnsson, Christian Probst, and Andrzej Wąsowski

# Privug: Quantifying Leakage using Probabilistic Programming for Privacy Risk Analysis

**Abstract:** Disclosure of data analytics results has important scientific and commercial justifications. However, no disclosure should be allowed to happen without due diligence investigation of the risks that it poses for information privacy of the data subjects. Does the data analytics community have the right tools at their disposal to perform such a due diligence? We demonstrate a method, PRIVUG, that allows to explore leakage properties, or information privacy risks, involved with disclosing results of a given analytics program. The method uses classical off-the-shelf data science tools, namely Bayesian probabilistic programming libraries, exploiting the fact that they can reinterpret a regular disclosure program in probabilistic terms. This in turn allows information theoretical analysis of the program behavior. These tools and skills are often available for a data scientist pondering the disclosure questions. For privacy researchers, the method provides a fast and lightweight way to experiment with information privacy protection measures and mechanisms. We present PRIVUG on three case studies, including an exploration of parameters of a differential privacy mechanism.

**Keywords:** Privacy, Anonymization, Probabilistic programming

## 1 Introduction

Sharing data is a foundation of open science, a booster for efficiency and reproducibility in research, and a fertile ground for a vibrant new data-driven economy. Yet, whatever the value created by data disclosure, we cannot ignore the risks that it presents to personal privacy. To address this challenge, researchers have worked on general protection methods like differential privacy [19], on comprehensibility and communication of privacy is-

ssues [33], on industrial processes around data management [23], but also on ways of debugging and analyzing privacy risk problems in program code [9, 11, 12].

This paper falls into this last line of efforts, aiming to develop tools for data scientists that create or run programs analyzing data and would like to disclose the results of the computation. Our primary goal is not to create new protection methods (new kinds of noise and obfuscation), but to create a method that supports a *privacy debugging process*, i.e. assessing effectiveness of such algorithms, and indeed of any calculations on the data, for concrete programs and datasets, in the style of debuggers. We want to help to *identify* and *explain* the risks, as the first step towards eliminating them. More precisely, in this work, we develop a systematic method to analyze the risk involved in running an algorithm on sensitive data and revealing the output to third parties.

Figure 1 shows a simple Scala program that, given a list of names and ages, computes the mean age of the persons on the list. We consider the age of each individual to be the sensitive secret in this small example. For this program we would like to ask: what is the, arguably small, amount of information about each individual that leaks when the mean is disclosed? In what situations is this leak not ignorable? What kind of attackers might be able to discover the secret by observing the mean?

Probability is a commonly understood measure of risk and information. Our goal is to use probability of re-identification of a subject (or uncovering a secret) by an attacker as a measure for anonymity (or protection). We propose a systematic method to interpret programs as transforms of information, to re-interpret programs from working on data to working on probability distributions representing knowledge. We then interpret the result as an information gain, using a number of established metrics as examples. In the paper we describe the method using three main examples and discuss how it can be implemented using probabilistic Programming. Probabilistic programming is a lively field of data science with many robust implementations that provide data scientists with a toolbox for analysing and understanding their data.

The paper introduces our method assuming that the programs we work with are purely functional map-

**Raúl Pardo, Willard Rafnsson, Andrzej Wąsowski:** IT University of Copenhagen, E-mail: {raup,wilr,wasowski}@itu.dk

**Christian Probst:** Unitec Institute of Technology, E-mail: cprobst@unitec.ac.nz

```

1 def agg (records: List[(String,Double)]): Double =
2   records
3   .map { case (n, a) => (a, 1) }
4   .reduce { case (x, y) => (x._1 + y._1, x._2 + y._2) }
5   .map { case (sum, count) => sum / count }

```

**Fig. 1.** A simple data aggregation program in Scala, computing a mean of a column in map-reduce style.

reduce programs. This is to rule-out higher-order functions, recursion, and termination issues. We are considering data analytics programs, which can be seen as functions that, given an input dataset, produce an output dataset (presumably containing less information about the individual subjects). For such programs, a probabilistic programming framework can automatically build a Bayesian model which represents the information transform. This transform, supplemented by a model of the attacker’s knowledge and a model of disclosed information, can be used to explore re-identification risks.

PRIVUG offers three main advantages compared with the state of the art:

1. It does not require a concrete dataset. The analysis can be performed just on the basis of the algorithm, before data is collected. One can use it to experiment across hypotheses on what the data distribution will be.
2. It is largely automatable, using off-the-shelf probabilistic programming tools, readily available to a data analyst.
3. Crucially, it is easy to extend with new probabilistic measures of risk and information flow. It can serve as an experimentation test-bed for privacy mechanism research.

Concretely, our contributions are:

1. A widely applicable and extensible method, PRIVUG, to analyze privacy risks.
2. An implementation of the method using the probabilistic programming framework Figaro.
3. Three case studies demonstrating the effectiveness of the method in assessing privacy risks.

The paper proceeds as follows. Section 2 summarizes the related work and the novelty of this paper. Section 3 presents the overview of our method, described in detail in Sect. 4 using the mean computation example of Fig. 1. We summarize the approach as a generic methodology

that can be used to analyze disclosure algorithm and statistical procedures in Sect. 5. We follow with larger anonymization examples in Sect. 6. Section 7 concludes.

The source code of all examples, programs and models is available in an open code repository (a URL suppressed for anonymized review).

## 2 Related Work

Table 1 summarizes the comparison of PRIVUG with the most relevant related works. Our main contribution is a widely applicable automatic and extensible method that allows to estimate information flow measures. In this section, we first discuss briefly what measures are relevant for tools in this class, and then compare our contribution to other information flow and risk assessment tools.

Several leakage metrics have been studied in the quantitative information flow literature [2]. Initially, the most popular metrics were Shannon entropy [41] and mutual information [14]. More recently, min-entropy, a metric based on Rényi entropy [38], has been shown to model different types of attackers [43]. Bayes risk, which measures leakage based on min-entropy, has been proposed as a candidate metric as well [8]. Simultaneously, the privacy and security researchers developed a wide range of quality measures for anonymization, along with the associated constructive enforcement methods, such as differential privacy [17] (cf. Sect. 6.1), as well as older anonymization algorithms such as  $k$ -anonymity [44] (cf. Sect. 6.3) and its variants ( $l$ -diversity [30],  $t$ -closeness [29],  $\delta$ -presence [34],  $\delta$ -disclosure privacy [4], and  $\beta$ -likeness [6]). Finally, approaches that allow checking dedicated specifications (as opposed to generic measures) have been developed under the name *Knowledge-based Security Policies* [32], using probabilistic assertions about attacker beliefs. For example, in our aggregation program (Fig. 1), a policy could be: an attacker cannot correctly guess the age of the subjects in the input dataset with probability greater than  $1/2$ .

All these methods try to estimate how likely a third party is to derive information from data disclosed by a program (sometimes called a query). It is crucial that all these measures have been equipped with idiosyncratic and specific implementations, based on diverse theoretical and technical bases. With this work we are attempting to show how privacy analysis metrics can be assessed *speculatively* (without an actual dataset) and in a *lightweight* manner, exploiting well established and stable platforms for Bayesian probabilistic inference. This

	Knowledge-based Security Policies		Random Variables Type				Quantitative Information Flow Metrics				
	Checking	Enforcement	Inputs		Outputs		Entropy	Min-Entropy	Mutual Inf.	Bayes Risk	KL-diverg.
			Discrete	Cont.	Discrete	Cont.					
LeakWatch [12]/LeakiEst [11]	✗	✗	✓	✗	✓	✓	✗	✓	✓	✗	✗
F-BLEAU [9]	✗	✗	✓	✗	✓	✓	✗	✓	✗	✓	✗
SPIRE [27]	✓	✓	✓	✗	✓	✗	✗	✗	✗	✗	✗
DKBP [32]	✓	✓	✓	✗	✓	✗	✗	✗	✗	✗	✗
PRIVUG (this paper)	✓	✗	✓	✓	✓	✓	✓	✗	✓	✗	✓

**Table 1.** Comparison of leakage quantification tools and our contribution.

allows to easily experiment with multiple metrics, and in the future, to experiment with designing new ones. Since probabilistic programming frameworks are mature and can handle a wide range of data, this also allows us to handle more kinds of programs than any of the comparable tools (as shown in Table 1).

We discuss the existing tools in two groups, white- and black-box, depending on whether they access the program code or only a sample of inputs and outputs.

**Black-box.** Black-box methods estimate leakage by analyzing a finite set of input/output pairs of the system. The tools LeakiEst and LeakWatch [10–12] estimate min-entropy and mutual information for Java programs. They are based on the *frequentist* approach, *i.e.*, counting the relative frequency of the outputs given inputs. Though this estimation method is proven to converge to the real value asymptotically, in practice it suffers when the output space is large—because certain outputs in the sample set are underrepresented. Recently, Cherubin *et al.* introduced F-BLEAU [9], a tool that uses nearest neighbor classifiers to estimate Bayes risk. By using classifiers they can exploit patterns in the data and scale better for systems with large output spaces. All these tools support discrete domains for inputs and discrete and continuous domain for outputs. A key strength of existing black-box tools is that they focus on computing specific metrics and therefore can be optimized for this task. Both F-BLEAU and LeakWatch were shown to perform well on real world systems.

In contrast, we aim to design a method that is generic, extensible and flexible, instead of specialized and efficient. Instead of computing a single metric, we infer the joint posterior distribution, which can be used to compute the above metrics as well as others. In Sect. 4.3, for example, we compute Shannon entropy, mutual information and KL-divergence [46]). In contrast to these tools, we can also query the posterior distribution to

check knowledge-based security policies. Based on a rich probabilistic programming framework, PRIVUG supports discrete and continuous input and output domains. This enables rapid experimentation with various metrics on a wide range of programs.

Our method is also guaranteed to converge because the sampling algorithms available in probabilistic programming frameworks—*e.g.*, Importance Sampling (IS), Markov Chain Monte Carlo (MCMC) or Hamiltonian Monte Carlo (HMC)—are proven to converge asymptotically. Furthermore, when the system is modeled as a Markov chain, some probabilistic programming frameworks can compute the analytical solution—*e.g.*, variable elimination in Figaro [36] (the probabilistic programming framework we use throughout the paper). On the other hand, PRIVUG is more sensitive to the complexity of the system than black-box approaches.

**White-box.** White-box methods derive the desired metric analytically [27, 32]. In [32] Mardziel *et al.* introduce abstract probabilistic polyhedra to capture attacker beliefs, and define transformations over those polyhedra to analytically obtain the revised belief of the attacker after observing the output of the program. They use this formalism to check whether queries to a database (encoded as probabilistic programs) violate a knowledge-based security policy. The system rejects the query if the policy is not satisfied. SPIRE [27] uses the symbolic inference engine PSI [21] to analytically compute the updated beliefs of an attacker given an observation. Then, it uses the solver Z3 [15] to verify whether a certain knowledge-based security policy holds. The authors give an algorithm that, given a program and a policy, synthesizes a modified version of the program that satisfies the policy. Both works consider only discrete input and output domains. In PRIVUG, we consider both discrete and continuous input and output domains. As mentioned earlier, we can also automatically obtain analytical solu-

tions using variable elimination. Moreover, our method allows for computing metrics such as entropy, mutual information and KL-divergence which are absent in these works. On the other hand, we do not enforce knowledge-base security policy (as both of these works do). The focus of our method is to analyze programs and not to enforce policies.

### 3 Overview

**Disclosure Programs.** We consider data disclosure programs, defined as functions that transform an input dataset to an output dataset. The idea is that the output of a program is disclosed to a third party (called an attacker from now on). Two simple examples follow.

**Anonymization.** The first example considers anonymization of medical records in a dataset. The input data has five columns: name, zip code, birthday, sex, and diagnosis. The program (`ano`) simply drops the name column, before the data is released to the attacker. Figure 4 shows the program in Scala.

**Aggregation.** The program in Fig. 1 shows a calculation of the average age of individuals in a dataset. The input data contains two columns: name (`String`) and age (`Double`). The program (`agg`) drops the names column, sums the ages, and divides the result by the number of records in the dataset. The computed average age is disclosed to the attacker.

Suppose that a data controller applies the program and discloses the result. Figure 2 shows two datasets and the resulting data that would be disclosed.

**Privacy Violation.** Disclosing data that depends on sensitive personal information poses a privacy risk. Suppose that, in the above anonymization example (Fig. 4), users have not consented to their diagnosis being disclosed. Despite the disclosed records being anonymized, the diagnosis of individuals might be revealed by means of an *inference attack*. Suppose that you already possess a dataset with zip codes, birthdays, sex, and, crucially, names as shown in the upper part of Fig. 3. Since zip code, birthday, and sex, form a quasi-identifier in both datasets, a simple join of the datasets could reveal the names of the individuals from the disclosed medical records. Sweeney [44] famously joined medical records disclosed by the Group Insurance Commission (GIC) in Massachusetts, with a voter registration list (which she acquired for \$20), to reveal the health record data of the

then-governor of Massachusetts. This kind of inference attack is known as a *linking attack*.

Similarly, suppose that in the aggregation example (Fig. 1) users have not consented that their age is disclosed. Despite the disclosed data being an aggregate, a disclosure might reveal some information about the individual ages as illustrated in the lower part of Fig. 3. Suppose you know the age of everyone in the dataset, except for Alice. You can then solve an equation (average age calculation) with a single unknown (Alice’s age), to reveal Alice’s exact age. Now suppose that all you know about the ages is that they are normally distributed. You then still learn something about the age of Alice, since observing an average age close to the mean makes extreme values of Alice’s age less likely.

**Risk Assessment.** Our method helps data scientists analyze the risk that an attacker gains sensitive information about data subjects from the output of a program. We frame this scenario as an adversarial problem.

**Threat Model.** We consider an attacker that has some prior knowledge about the input dataset, who knows the program, and who observes the output of the program. The goal of the attacker is to infer additional information about the input dataset.

**Approach.** We model this scenario as a stochastic phenomenon using probabilistic programming. First, we build a probabilistic model of the *prior knowledge* (or prior belief, simply, the *prior*) of the attacker. Intuitively, the prior of the attacker captures what she knows, with (un)certainty, about the input of the program before observing the output.

We then express the attacker’s view of the program, by transforming the program to operate on probabilistic models of datasets instead of the actual data. Technically, we do this by lifting the algorithm into the probability monad [37]. Next, we introduce *observations* modeling the concrete output of the program that the attacker sees, *e.g.* that the average age equals 42. Observations constrain the prior of the attacker and produce the *posterior knowledge* (or posterior belief, or simply, the *posterior*) of the attacker, *i.e.*, what the attacker knows about the input of the algorithm after observing an output. We use Bayesian inference to estimate the posterior; concretely, we use the Figaro library for Scala [36], but many other probabilistic frameworks—for instance PyMC3 [40], Pyro [3], Tensorflow Probability [16], Stan [7], PSI [21], or Anglican [45]—could also be used.

Finally, we *analyze* the posterior to quantify how much the attacker learns by observing an output of the

name	zip	birthday	sex	diagnosis		zip	birthday	sex	diagnosis		name	age
Alice	2300	15.06.1954	F	Ill		2300	15.06.1954	F	Ill		Alice	42
Bob	2305	15.06.1954	M	Healthy	→	2305	15.06.1954	M	Healthy		Bob	25
Carol	2300	09.10.1925	F	Healthy		2300	09.10.1925	F	Healthy		Carol	25
Dave	2310	01.01.2000	M	Ill		2310	01.01.2000	M	Ill		Dave	25

(a) output of **ano** (anonymization)

name	age
Alice	42
Bob	25
Carol	25
Dave	25

(b) output of **agg** (aggregation)

Fig. 2. Output of running our example data disclose programs on example input datasets.

zip	birthday	sex	diagn.		name	zip	birthday	sex		name	age
2300	15.06.1954	F	ill		Mark	2450	30.09.1977	M		Alice	?
2305	15.06.1954	M	healthy	⊕	Rose	2870	24.12.1985	F	↔	Bob	25
2300	09.10.1925	F	healthy		Alice	2300	15.06.1954	F		Carol	25
2310	01.01.2000	M	ill		Dave	2310	01.01.2000	M		Dave	25

(a) output of **ano**: re-identification of Alice (linking attack)

name	age
Alice	$\mathcal{N}(40,3)$
Bob	$\mathcal{N}(23,10)$
Carol	$\mathcal{N}(23,10)$
Dave	$\mathcal{N}(23,10)$

(b) output of **agg**: information about Alice's age is leaked

Fig. 3. Inference attacks on the outputs in Fig. 2.

```

1 def ano (records: List[(Name, Zip, Day, Sex, Diagnosis)])
2   : List[(Zip, Day, Sex, Diagnosis)] =
3     records.map { case (n, z, b, s, d) => (z, b, s, d) }

```

Fig. 4. A variant of Sweeney's Governor case in Scala. The anonymization algorithm simply drops a column.

program. This lets us determine whether specific attackers are capable of learning specific things, to assess how big a risk of disclosing the output of the program is. Note that the entire analysis is performed speculatively, without an actual dataset.

## 4 Probabilistic Privacy Model

**Model.** A probabilistic model describes a stochastic phenomenon in terms of random variables and their relationships. The model defines a probability space, where the outcomes are valuations of the variables. Random variables can be discrete and continuous. We use  $x, y, \dots$  to denote random variables. We write  $P(x, y, \dots)$  to denote the joint distribution of all the variables of our model. We use  $P(x)$  to denote the marginal distribution over a random variable  $x$ . An event  $E$  is a set of possible outcomes, probability of which is denoted  $P(E)$ . Since an event defines a *property* of variables, we express it as a proposition;  $P(x < 5)$  is the probability that  $x < 5$ . We write  $x \sim d$  when  $x$  has the distribution  $d$ ;  $x \sim \text{Uni}(0, 10)$  means that  $x$  is uniformly distributed from 0 to 10.

```

1 def prior_kal: FixedSizeArrayElement[(String, Double)] = {
2   val size: Element[Int] = Constant(4)
3   VariableSizeArray(size, i =>
4     for {
5       n <- if (i==0) Constant("Alice") else Uniform(names: _*)
6       a <- if (i==0) Uniform(0,100) else Constant(55.2)
7     } yield (n, a)
8   )
9 }

```

Fig. 5. The prior model of the attacker  $k_{al}$  (knows-a-lot)

**Modeling Language.** We express our probabilistic models in a programming language. Probabilistic programming—a portmanteau of probabilistic modeling and programming languages—is the use of programming languages for probabilistic modeling and reasoning. In this paper, we use Figaro, a probabilistic programming language embedded in Scala [36]. We can *e.g.* write `val x = Uniform(0,10)` to specify that  $x \sim \text{Uni}(0, 10)$ , define  $y$  in terms of  $x$ , define a distribution over datasets, and so on.

### 4.1 Attacker Knowledge (Prior)

We model the prior knowledge (belief) of an attacker about the input of the program as a probability distribution. For the aggregation example, we show two attackers that correspond to two privacy violation scenarios.

$k_{al}$  “knows a lot”; the attacker knows that the input dataset contains exactly 4 rows and that the age



```

1 def prior_kab: FixedSizeArrayElement[(String, Double)] = {
2   val size: Element[Int] = Binomial(300, 0.3)
3   VariableSizeArray(size, i =>
4     for {
5       n <- if (i==0) Constant("Alice") else Uniform(names: -*)
6       a <- if (i==0) Uniform(0,100) else Normal(55.2,3.5)
7     } yield (n, a)
8   )
9 }

```

Fig. 6. The prior model of the attacker  $k_{ab}$  (knows-a-bit)

of all individuals except for Alice is 55.2. This is modeled using constant distributions, **Con**(4) and **Con**(55.2), respectively.

$k_{ab}$  “knows a (little) bit”; the attacker knows that the input dataset has approximately 100 entries (distributed according to the binomial distribution:  $|records| \sim \text{Bin}(300, 1/3)$ ), that the average age of an individual in this list is 55 (normally distributed with **Nor**(55.2, 3.5)).

In both priors, we assume that the attacker knows nothing about Alice’s age. She considers all ages from 0 to 100 to be equally likely, modeled as a uniform distribution, **Uni**(0, 100). (For simplicity we assume that Alice cannot be older than 100. This choice is arbitrary. Larger upper bounds could be considered.) However, the attacker does know that Alice’s record is in the dataset, and that no other record in the dataset has the same name. Implementations of  $k_{al}$  and  $k_{ab}$  are shown in Figs. 5 and 6. The difference is highlighted in bold. Here, **Element**[ $T$ ] denotes a distribution over  $T$ , and **FixedSizeArrayElement**[ $T$ ] denotes a distribution over fixed-but-unknown-size arrays of  $T$ s. As an example, when asked for a random sample,  $k_{ab}$  yields an array of random size, containing **(String, Double)** pairs, and the first pair represents Alice.

## 4.2 Attacker Prediction (Program)

We express the attacker’s prediction of the output of running a program. We obtain it by transforming—*i.e.* lifting—the program to operate on distributions instead of concrete datasets, and applying the transformed algorithm to the prior modeling the attacker.

**Lift.** Let  $\text{Dist}(X)$  denote the set of distributions on a set  $X$ . Since distributions form a monad [37], several useful functions (that are defined on all monads) are defined on distributions. One of these is **lift**, which, for

```

1 def agg_p( records: FixedSizeArrayElement[(String, Double)] )
2   : Element[Double] =
3   records
4     .map { case (n, a) => (a, 1) }
5     .reduce { case (x, y) => (x._1 + y._1, x._2 + y._2) }
6     .map { case (sum, count) => sum / count }

```

Fig. 7. Probabilistic version of **agg**

distributions, has type

$$\text{lift} : (A \rightarrow B) \rightarrow (\text{Dist}(A) \rightarrow \text{Dist}(B)).$$

That is, it turns a function from elements of  $A$  to elements  $B$  into a function processing distributions over  $A$  and producing distributions over  $B$ . For instance, for  $\text{lsb}(n) = n \bmod 2$ , with  $\text{lsb} : \mathbb{N} \rightarrow \{0, 1\}$ , we have that  $(\text{lift } \text{lsb}) : \text{Dist}(\mathbb{N}) \rightarrow \text{Dist}(\{0, 1\})$ , *i.e.* a function which, given a distribution over  $\mathbb{N}$ , returns a distribution over the domain  $\{0, 1\}$ . When asked for a random sample,  $(\text{lift } \text{lsb}) d$  will, for  $d : \text{Dist}(\mathbb{N})$ , first obtain a sample from  $d$ , and then return the result of calling  $\text{lsb}$  on it.

**Prediction.** For our aggregation example, recall that

$$\text{agg} : \text{List}[(\text{String}, \text{Double})] \rightarrow \text{Double}.$$

The lifted version of **agg** has type:

$$(\text{lift } \text{agg}) : \text{Dist}(\text{List}[(\text{String}, \text{Double})]) \rightarrow \text{Dist}(\text{Double}).$$

**Dist** is named **Element** in Figaro. The result, **agg\_p**, is shown in Fig. 7. **FixedSizeArrayElement**[ $T$ ] is an efficient implementation of  $\text{Dist}(\text{List}[T])$  which we use here to represent distributions over lists.

Given a distribution over input datasets, **agg\_p** yields a distribution over average ages (**Double**). Applying **agg\_p** on a prior modeling the attacker’s knowledge thus yields the attacker’s prediction of the average age. In what follows we denote the attacker prediction with the random variable  $o$  as it models the output distribution of the program. We refer the reader to Appendix A for technical details on computing  $P(o)$ .

## 4.3 Disclosure (Observation & Posterior)

Next, we show how to compute the change in knowledge of the attacker upon observing an output of the program. We do this using *Bayesian inference*. The observation conditions the attacker’s prediction of the output. Since the prediction depends on the prior, conditioning it in turn conditions the prior, thus updating the attacker’s

belief about the input. This updated distribution is the posterior knowledge of the attacker.

**Observation.** We write  $P(x|E)$  to denote the conditional distribution of a random variable  $x$  given evidence  $E$ . For instance, we write  $P(x|4 < x < 8)$  to denote the conditional distribution where only the outcomes of  $x$  in the interval  $(4; 8)$  are possible. We use conditions to model attacker observations of the output. For our aggregation example, to assert that the attacker observes 55.3, we define the predicate  $(x : \text{Double}) \Rightarrow (55.295 \leq x \ \&\& \ x < 55.305)$  as evidence on the prediction. This predicate  $\varphi$ , written as an anonymous function in Scala, states that the output is  $55.3 \pm 0.005$ . We cannot assert that the output is exactly 55.3, since the output space is continuous; each outcome occurs with probability zero. In Figaro, we set  $\varphi$  on prediction  $o$  with `o.setCondition( $\varphi$ )`.

**Posterior.** We use Bayesian inference techniques to compute the updated attacker’s knowledge upon observing data. These techniques are based on Bayes’ rule:

$$P(x|E) = \frac{P(E|x) \cdot P(x)}{P(E)}$$

The inference technique that we mainly use is *importance sampling* (IS) [36]. Figaro’s implementation of IS takes as parameter the number of samples to draw and the list of random variables of interest. For instance, let  $a$  and  $o$  be random variables denoting Alice’s age and the outcome in the aggregation example. If we define the evidence  $E = “o \approx 55.3”$  on the prediction as above, `Importance(10000, a)` produces 10000 samples that estimate the distribution  $P(a|o \approx 55.3)$ .

In this paper, we use IS because it can be applied to a wide range of probabilistic models, and provides a good trade-off between efficiency and accuracy. IS scales well for large models (see Sect. 6.2 for a model with compose of 70000 random variables). Other samplers such as NUTS [24] or Gibbs [39] have better accuracy and efficiency, but they impose some restrictions on the models. NUTS works with differentiable equations for which it computes the gradients, and Gibbs requires analytical solutions to the marginals of the posterior. Variable elimination computes the analytical solutions (perfect accuracy), but does not scale to large models. Importantly, our method is not tied to a single sampling method or probabilistic programming framework; PRIVUG can be applied in combination of several techniques depending on the features of the model. An expert data scientist can select between these inference techniques depending on the analyzed program.

		$k_{al}$	$k_{ab}$
Expectation	$\mathbf{E}[a   o \approx 55.3]$	55.60	64
Standard deviation	$\sigma[a   o \approx 55.3]$	0.01	14
Probability query	$P(a   o \approx 55.3)$	0	0.004
Shannon Entropy	$H(a   o \approx 55.3)$	-3.08	5.83
KL-divergence	$D_{KL}(a   o \approx 55.3    a)$	5.64	0.77
Mutual Information	$I(a; o)$	9.37	0.60

**Fig. 8.** Posterior analysis summary. Results of each query/metric for the different attackers.

## 4.4 Leakage (Posterior Analysis)

Finally, we *analyze* what the attacker learns by observing the output of the program. We do this by issuing posterior *queries*. To visualize information gain, we plot probability density functions that we obtain using said queries. To quantify information gain, we implement standard information-theoretic measures using said queries. Together, this lets us determine whether specific attackers are capable of learning specific things, which enables us to assess whether disclosing the output of the program poses a privacy risk. Figure 8 summarizes the results of our analyses on our running example.

**Query.** To analyze what the attacker learns, we query the different distributions in our probabilistic model. In Figaro, to query the probability of a random variable  $x$  satisfying some predicate  $\varphi$ , we write `alg.probability( $x, \varphi$ )`, where `alg` is the Importance inference algorithm, which we query after it has done its samplings. Other queries, besides probability, that we can perform, include `distribution`, `expectation`, and `variance`, which return the set of samples conforming the estimated distribution, expectation, and variance, respectively, of a random variable.

**Probability Query.** To discover whether an attacker learns a fact, we express the fact as a property, and perform a probability query for said property. In our aggregation example, say we wish to discover whether the attacker learns that Alice is underage. This is a probability query  $P(a < 18 | o \approx 55.3)$ , written in Figaro’s API as `alg.probability( $a, \varphi$ )`, where  $\varphi = (x : \text{Double}) \Rightarrow x < 18.0$ . The prior probability of  $\varphi(a)$  is 0.17. For  $k_{ab}$ , the posterior probability of  $\varphi(a)$  reduces to 0.004 (this can be seen graphically in Fig. 9b, explained below), as the probability of the posterior is more concentrated towards the expected value than in the prior. For  $k_{al}$ , the posterior probability of  $\varphi(a)$  reduces to 0. This query reveals that both attackers can

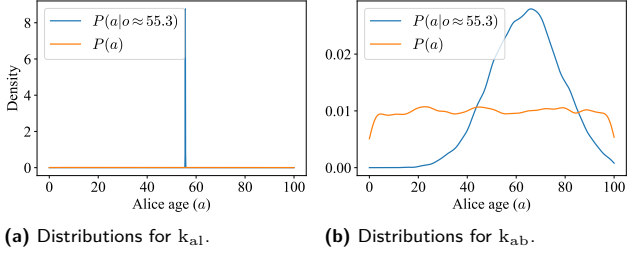


Fig. 9. Prior and posterior knowledge of Alice's age.

conclude that Alice is not underage. These queries correspond to knowledge-based security policies mentioned in Sect. 2.

**Visualization.** To visualize information gain, we plot the *kernel density estimate* of variables [42]. For our aggregation example, Fig. 9 shows such a plot of the age of Alice in the prior  $P(a)$  and posterior  $P(a|o \approx 55.3)$ , for  $o = \text{agg\_p}(\text{prior\_kab})$  and  $o = \text{agg\_p}(\text{prior\_kal})$  respectively. These plots reveal that  $k_{al}$  learns more than  $k_{ab}$ ; the posterior in Fig. 9a is tall and narrow compared to that of Fig. 9b (note the y-axis scale). For both  $k_{al}$  and  $k_{ab}$ , the (uniform) prior has expected value  $\mathbf{E}[a] \approx 50$  and standard deviation  $\sigma[a] \approx 29$ . For  $k_{al}$ , the posterior has expected value  $\mathbf{E}[a|o \approx 55.3] \approx 55.6$  and standard deviation  $\sigma[a|o \approx 55.3] \approx 0.01$ . Thus, we can conclude that  $k_{al}$  learns  $a$  after observing the output. For  $k_{ab}$ , the posterior has  $\mathbf{E}[a|o \approx 55.3] \approx 64$  and  $\sigma[a|o \approx 55.3] \approx 14$ . Since the standard deviation is much lower than that of the prior,  $k_{ab}$ 's uncertainty of  $a$  is greatly reduced, yet remains indefinite.

**Quantification.** To quantify how much an attacker learns, we use standard information-theoretic measures. So far, we use entropy, KL-divergence, and mutual information. However, since PRIVUG is generic, other measures can be implemented as libraries.

**Entropy.** Shannon *entropy* measures the amount of uncertainty about the value of a random variable based on its distribution [25, 31, 41]. A decrease in entropy between prior and posterior implies an increase in knowledge. Since we work with an inferred distribution, we estimate the entropy using a classic algorithm [1]. Our method is not restricted to this algorithm. We chose it because, despite being old, it shows good accuracy and it is easy to implement.

For our aggregation example, the entropy of the prior of  $a$  is  $H(a) = 6.67$  bits. At the same time, the conditional entropy of the posterior of  $a$  for  $k_{ab}$  is  $H(a|o \approx 55.3) = 5.84$  bits. So the attacker gained 0.83 bits of information about the age of Alice. For  $k_{al}$ , the

entropy of the posterior is  $H(a|o \approx 55.3) = -3.08$ . Here the difference is 9.75 bits, twelve times more than what  $k_{al}$  learned. (The entropy of a continuous variable, also known as *differential entropy*, can be negative [1].)

Clearly,  $k_{al}$ , as we designed it, is an example of an attacker able to amplify the disclosed information thanks to its additional pre-existing knowledge—a situation often referred to as a *linking attack*. On the other hand the ability of  $k_{ab}$  in this respect is much weaker. The main purpose of PRIVUG is to allow experimenting with the attacker space in this way, to let the data controller understand what attacks are successful, and then assess whether they are realistic.

**KL-divergence.** Relative entropy [28], also known as Kullback–Leibler divergence, or simply, *KL-divergence*, measures how much two distributions differ. In Bayesian inference, the KL-divergence of a posterior  $y$  and a prior  $x$ , denoted as  $D_{KL}(y || x)$ , expresses the amount of “*information lost when  $x$  is used to approximate  $y$* ” [5, page 51]. In other words, KL-divergence is a measure of the information gained by revising one's knowledge of the prior to the posterior. As with entropy, since we are working with an inferred distribution, we can estimate KL-divergence from the sample. This time we use the algorithm by Wang *et al.* [46].

For the aggregation example, the KL-divergence between the posterior and prior of  $a$  is a measure of the amount of information that the attacker gained about Alice's age by observing the output of the program. For  $k_{ab}$ ,  $D_{KL}(a|o \approx 55.3 || a) = 0.77$ . For  $k_{al}$ , on the other hand,  $D_{KL}(a|o \approx 55.3 || a) = 5.64$ . These results indicate that the observation provides a gain of information of 0.77 bits for  $k_{ab}$  and 5.64 bits for  $k_{al}$ . More important is the difference. The information gained by  $k_{al}$  is more than 7 times larger than the information gained by  $k_{ab}$ . This is not the only way to use KL-divergence. We show in Sect. 6.1 how it can be used to measure utility when programs add noise to their output.

**Mutual Information.** Mutual information between two random variables  $x, y$ , denoted as  $I(x; y)$ , measures the “*the reduction in the uncertainty of  $x$  due to the knowledge of  $y$* ” [14]. If we instantiate mutual information as  $I(i; o)$  where  $i$  is a secret input and  $o$  a public output (the attacker's prediction), then this metric quantifies the amount of information that  $o$  shares with  $i$ . This notion has been extensively studied as a quantitative information flow metric (cf. Sect. 2). An effective privacy protection mechanism should aim at minimizing mutual information.



In PRIVUG, we use `scikit-learn` [35] which provides a mutual information estimator [26]. We chose this estimator as it supports both discrete and continuous variables. As it achieves better accuracy with samples generated by Hamiltonian samplers, and since Figaro lacks Hamiltonian samplers presently, we used the NUTS sampler from PyMC3 to implement mutual information.

In our example, we have  $I(a; o) = 9.37$  bits for  $k_{al}$  and  $I(a; o) = 0.60$  bits for  $k_{ab}$ . This is consistent with our intuition behind mutual information: when the attacker knows everything about the input except for Alice’s age, the mutual information has a high value as observing the output greatly reduces their uncertainty.

**Discussion on Priors.** We remark that the results and conclusions drawn from these analyses heavily depend on the choice of prior. The prior models what the attacker knows about the input of the program. In other words, it models secondary knowledge that, when *linked* with the observed output, can lead to privacy violations.

The analysis may report no leakage if the priors do not reflect the real information that an attacker has access to. Ideally, priors should be informed from real world data. For instance, if the program takes as input a set of records of US citizens, then it is advisable to inform priors from publicly available sources, *e.g.*, the US census. Conveniently, probabilistic programming frameworks can be used to automatically learn underlying distributions from data [22]. Data analysis methods can easily be added to model informed attackers. For mutual information, Chothia *et al.* [13] have proven that if there exists a prior for which the program leaks information, then the same program will leak information for a prior where all possible values are chosen uniformly. This result can be used with good effect to detect leakage, but not to estimate its magnitude, which can be understood speculatively using PRIVUG.

## 5 Method (PRIVUG)

We now use the elements introduced in Sect. 4 to outline PRIVUG, our method to analyze disclosure programs. Figure 10 gives an overview of the method. The method is divided in two phases: *modeling* and *analysis*.

### 5.1 Modeling Phase

The modeling phase focuses on defining a probabilistic model. The is created in three steps:

1. **Prior:** Define the knowledge of the attacker about the input of the program before observing the output. We specify the prior as probability distributions over values that the attacker may consider plausible for the input variables. This yields a joint probability distribution  $P(\vec{i})$  where  $\vec{i}$  is the vector of variables modeling the input of the program.
2. **Disclosure program:** Lift the disclosure program to the probability monad and produce the attacker’s prediction. That is, the distribution on the outputs of the program that the attacker consider possible, denoted as  $o$ . Hence the joint distribution is extended with the prediction,  $P(\vec{i}, o)$ .
3. **Observation:** Condition the joint distribution on a selected program output. This models the evidence that the attacker has after observing the output of the program. The observation is defined as a predicate over the output variables, with a concrete value or, as a constraint on output (a vague observation). The prior model thus allows us to define a likelihood function  $P(E|\vec{i}, o)$  for the observation, where  $E$  defines the set of observed outcomes.

### 5.2 Analysis Phase

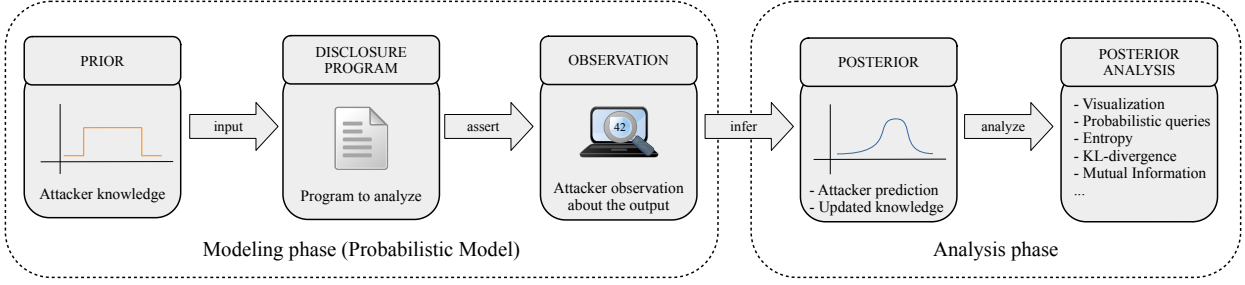
In the analysis phase we use the probabilistic model created in the modeling phase to compute the posterior distribution. This phase consists of a single step.

4. **Posterior:** Use Bayesian inference to compute a posterior from the elements of the probabilistic model. Bayes theorem defines how the components of a probabilistic model are to be combined to produce the posterior:

$$\overbrace{P(\vec{i}, o|E)}^{\text{posterior}} = \frac{\overbrace{P(E|\vec{i}, o)}^{\text{observation}} \cdot \overbrace{P(\vec{i}, o)}^{\text{prior}}}{P(E)}.$$

As shown, probabilistic programming frameworks, like Figaro, can estimate posterior distributions automatically, typically as a representative sample of the distribution, but symbolic methods exist, too. The posterior distribution defines the knowledge of the attacker after observing an output of the program  $P(\vec{i}, o|E)$ . We may also perform inference without a concrete  $E$ , or setting  $E = \top$ . For instance, we have estimated mutual information using the joint distribution  $P(\vec{i}, o)$ .

5. **Posterior Analysis.** Use the posterior distribution to understand the information flow and the attacker



**Fig. 10.** Method overview. The boxes represent the elements of the method. The arrows mark the sequence of steps to move from the prior to the posterior.

*space*. We can directly query the prior and posterior knowledge of the attacker (Sect. 4.3). All statistically defined leakage measures can, in principle, be used. The method can be applied *iteratively* and *exploratively* to a given problem. In each iteration, it is possible to update prior, disclosure program and observation, or change the prior to study different attackers. With every change the automatic inference can be re-run, allowing an analyst to compare the effectiveness of different disclosure programs, for example to tune parameters of anonymization algorithms. Changing observations allows the analyst to analyze specific regions of the attacker’s prediction. In some cases, when the output domain is discrete, it is possible to enumerate all outputs and perform analyses for each of them. For continuous output domains, it is better to use universal quantified metrics, like mutual information or Bayes risk, which provide a leakage estimation for all possible outputs simultaneously.

In the next section, we put this method in practice on large examples where we study different priors, disclosure programs, and observations.

## 6 Case Studies

We apply our method to analyze three anonymization algorithms: An extension of `agg` using differential privacy to protect individuals, the simple algorithm `ano` introduced in Sect. 3 (supposedly used by the GIC to anonymize the dataset), and the  $k$ -anonymity algorithm proposed by Sweeney to better anonymize the dataset [44]. We stress, however, that we do not advocate for using `ano` or  $k$ -anonymity as anonymization techniques; these algorithms have well-known weaknesses.

Rather, we chose these algorithms to demonstrate the flexibility and effectiveness of PRIVUG in analyzing a wide spectrum of anonymization techniques; from modern randomized techniques such as differential privacy to older algorithms such as  $k$ -anonymity.

### 6.1 Differential Privacy

In a recent study, Dwork *et al.* [18] report that developers lack a systematic method for choosing parameters of differential privacy mechanisms. The best methods involves simply running queries with different values for the parameters until the output has an acceptable amount of precision. This is far from ideal, as considering solely the utility may undermine privacy guarantees. They report even more ad hoc approaches, like: “*Currently the overall  $\epsilon$  budget is 0.1 and delta is  $10^{-5}$ . It is an arbitrary choice*”. In what follows, we demonstrate that PRIVUG allows to obtain insights that can help developers make better informed configuration choices.

We apply PRIVUG to a program using differential privacy to protect individuals anonymity. We extend the average age program (`agg`) by adding Laplacian noise to the result of the program; one of the standard mechanisms to implement differential privacy [19, 20].

**Prior.** The prior ranges over the same variables that the average age `agg` example above. We change the distributions slightly to better illustrate the benefits of our analysis. We consider that the attacker knows that the database has size 10 ( $|records| \sim \text{Con}(10)$ ) and that the individuals of the database (other than Alice) can have an age from 40 to 50 ( $\text{Uni}(40, 50)$ ). As before, the attacker knows nothing about Alice’s age, *i.e.*,  $\text{Uni}(0, 100)$ .

**Prediction.** We extend the program `agg` by adding Laplacian noise to the output. Formally, the output distribution is defined as  $o \sim \text{agg} + \text{Lap}(0, \Delta_{\text{agg}}/\epsilon)$  where  $\Delta_{\text{agg}}$  is the *sensitivity* of `agg`. Sensitivity captures the magnitude by which an individual can change the output of the program (see [20] for details). This mechanism is proven to preserve  $\epsilon$ -differential privacy [20, Theorem 3.6]. The program takes as input the `epsilon` ( $\epsilon$ ) parameter for the differential privacy mechanism and a set of `records`, and returns a distribution over `Double`:

`dp_agg : (Double, List[(String, Double)]) → Double`

and the lifted probabilistic version has type

`(lift dp_agg) :`  
`Dist(Double, List[(String, Double)]) → Dist(Double)`

Figure 11 shows the implementation in Figaro. Line 5 computes the sensitivity. Since we assumed that the maximum age of an individual is 100, it is easy to see the sensitivity is  $\frac{100}{|\text{records}|}$ . For more complex programs where the sensitivity is difficult to determine, an analyst can add `delta` as a parameter of the program and perform the analysis for different values (as we do below for `epsilon`). Lines 5-10 define the Laplace distribution  $\text{Lap}(0, \Delta_{\text{agg}}/\epsilon)$  for the noise. Since Figaro does not include the Laplace distribution, we construct it from an Exponential and a Bernoulli distribution as follows  $\text{Lap}(0, 1/\lambda) \sim x(2y - 1)$  where  $x \sim \text{Exp}(\lambda)$  and  $y \sim \text{Ber}(0.5)$  are independent random variables [47]. Line 8 defines  $x \sim \text{Exp}(\epsilon/\Delta_{\text{agg}})$ , line 9 defines  $y \sim \text{Ber}(0.5)$ . Figaro denotes Bernoulli distributions as `Flip`. Line 10 combines them as

$$\begin{cases} x & \text{if } y = 1 \\ -x & \text{otherwise} \end{cases}$$

which is equivalent to  $x(2y - 1)$ . Finally, Line 12 adds the Laplacian noise to the result of `agg`.

**Analysis.** In what follows we show how to perform analysis that will help a data analyst determine an appropriate value for  $\epsilon$ . We analyze how  $\epsilon$  affects the utility of the program, probability queries for a concrete output, and mutual information.

**Utility.** We measure utility as the KL-divergence between the noisy output and the output without noise. KL-divergence is a good candidate for a utility metric as it expresses the amount of information lost between two variables [5]. High KL-divergence indicates low utility as it represents loss of information with respect to the

```
1 def dp_agg_p(epsilon: Double,
2   records: FixedSizeArrayElement[(String, Double)]):
3   Element[Double] = {
4
5     val delta = Constant(100.0)/records.length
6
7     val lambda = Constant(epsilon)/delta
8     val X = continuous.Exponential(lambda)
9     val Y = Flip(0.5)
10    val laplaceNoise = If(Y, X*Constant(-1.0), X)
11
12    agg(records) ++ laplaceNoise
13 }
```

Fig. 11. Differentially private extension of `agg`.

output without noise. Differential privacy does include an accuracy parameter that can be used to quantify utility [20]. However, since KL-divergence is a generic program-agnostic metric, we can use it as a utility metric for any program, regardless whether it uses differential privacy or not. Accuracy was defined solely to measure the utility of differential privacy algorithms. Obviously, we could have used accuracy instead, but we decided against this for brevity reasons.

Figure 12a shows the result of our analysis. Concretely, it plots the KL-divergence  $D_{\text{KL}}(ro \parallel o)$  between the real output (`ro`, the output without noise) and the anonymized output (`o`). The figure depicts an exponential decay of KL-divergence as  $\epsilon$  increases. This is consistent with our intuition about  $\epsilon$ : small values result in high noise levels, which reduce utility. With PRIVUG, a data scientist can thus make an informed choice of  $\epsilon$ ; instead of picking  $\epsilon$  arbitrarily or as a result of test queries, the data scientist sees the tradeoffs, and can pick  $\epsilon$  optimally.

**Probability Queries.** Consider that the data analyst is mostly interested in protecting the fact that Alice is not underage in the case when the output of the program is in the interval  $(44, 45)$ . This can be expressed as the probability query  $P(a < 18 \mid 44 \leq o \leq 45)$ . Figure 12b shows the probability of the query for different values of  $\epsilon$ . The dashed line marks the baseline, *i.e.*, the probability of knowing that Alice is underage in the prior. Since we picked a uniform prior  $\text{Uni}(0, 100)$ , the probability of Alice's being underage is 0.18. For values  $\epsilon > 1$  the probability gradually decreases (almost linearly) towards 0 (in such a case the attacker knows with certainty that Alice is *not* underage). Note that the probability remains constant for all values of  $\epsilon$  between 0 and 1, so an analyst only interested in this query does not benefit

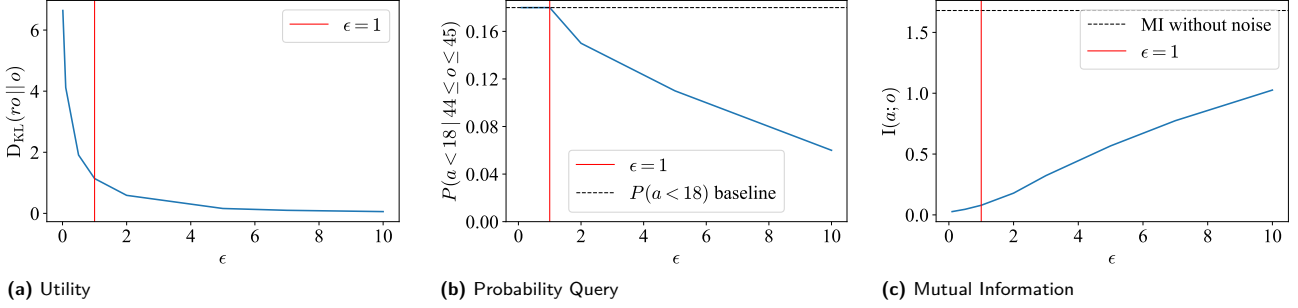


Fig. 12. Analyses for the differential privacy algorithm `dp_agg_p`.

from choosing values of  $\epsilon$  less than 1. These would only reduce utility without improving privacy guarantees!

A drawback of this analysis is that it requires to explore each output of the program separately. For discrete outputs, this is a tedious process, but it is proven to terminate [27]. Unfortunately, this is not useful when the set of potential outputs is infinite, which is the case for many continuous domains, including our example. To overcome this problem, we explore mutual information between the secret input and the noisy output.

**Mutual Information.** An analyst studying mutual information is interested in finding values of  $\epsilon$  that minimize this metric. Intuitively, having the mutual information between input and output equal to 0 means that the output contains no information about the input; in other words, the input and the output are independent random variables.

Figure 12c plots the mutual information between Alice’s age and the noisy output, denoted as  $I(a;o)$ , for different values of  $\epsilon$ . The dashed line shows the baseline, *i.e.*, the mutual information when the output has no added noise. The figure shows that mutual information increases linearly with respect to  $\epsilon$ . Even for large values of  $\epsilon$ , for instance  $\epsilon = 10$ , the mutual information is far from the baseline. Coming back to our previous analyses,  $\epsilon = 1$  is shown to be a good candidate in this case study as mutual information is close to 0, thus very little is revealed about the secret.

**Summary.** Based on the above, a data analyst can make an informed choice of  $\epsilon$ . First, we have observed that for  $\epsilon \geq 1$  mutual information increases almost linearly, while the probability of the policy being respected decreases. Thus increasing  $\epsilon$  has slight impact on privacy guarantees. The values of  $\epsilon < 1$  do not increase protection against the knowledge-based security policy and have a strong impact on utility. We conclude that  $\epsilon = 1$  presents a good equilibrium between privacy and utility. In a real situation, a stronger consideration of utility

```

1 def prior: FixedSizeArrayElement[(Name, Zip, Day, Sex, Diagnosis)]
2 = {
3   // Lists of names, zips, and birthdays, except for Governor's
4   val names: Seq[String] = List("Bob", "Charles", ...
5   val zips : Seq[Zip]    = List(1100, 1101, 1102, ...
6   val days : Seq[Date]   = List(01/01/1950, 02/01/1950, ...
7   VariableSizeArray ( Constant(1000), i => for {
8     n <- if(i==0) Constant(GNAME) else Uniform(names:_)
9     z <- if(i==0) Constant(GZIP)  else Uniform(zips:_)
10    b <- if(i==0) Constant(GDAY)  else Uniform(days:_)
11    s <- if(i==0) Constant(GSEX)  else Uniform(Male, Female)
12    d <- if(i==0) Constant(GILL)  else If(Flip(.2), Ill, Healthy)
13  } yield (n,z,b,s,d) )
14 }

```

Fig. 13. Prior for our anonymization example in Figaro/Scala.

could push a developer towards a larger  $\epsilon$ ; with PRIVUG, at least a developer picks such  $\epsilon$  with an understanding of what impact it has on data privacy protection.

## 6.2 Naive Anonymization

We wish to quantify how likely it is for an attacker to determine the diagnosis of an individual (*i.e.* the governor) by observing the output of `ano` (cf. Sect. 3).

**Prior.** Figure 13 gives our prior for the input dataset described in Sect. 3. `Name` is an identifier—it uniquely identifies an individual. `Zip`, `Day` and `Sex` are non-sensitive attributes—attributes that (in isolation) cannot be related to individuals and contain no personal information. `Diagnosis` is a sensitive attribute—it contains personal information. `Name`, `Zip`, `Day` and `Sex` are uniformly distributed, and `Diagnosis` is Ill with a 20% probability. The first row in the dataset is fixed, containing the governor’s record. The prior assumes that the dataset has 1000 records (which means that we model an attacker who knows the size of the dataset).

```

1 def ano_p( rs : FixedSizeArrayElement[(Name,Zip,Day,Sex,
    Diagnosis)])
2   : ContainerElement[Int,(Zip,Day,Sex,Diagnosis)] =
3   rs.map { case (n, z, b, s, d) => (z, b, s, d) }

```

Fig. 14. Probabilistic version of `ano`.

**Prediction.** For `ano`, recall that

```

ano : List[(Name,Zip,Day,Sex,Diagnosis)]
    → List[(Zip,Day,Sex,Diagnosis)].

```

The lifted version of `ano` has type

```

(lift ano) : Dist(List[(Name,Zip,Day,Sex,Diagnosis)])
    → Dist(List[(Zip,Day,Sex,Diagnosis)]).

```

The result, `ano_p`, is in Fig. 14. Like before, we use `FixedSizeArrayElement[T]` in place of `Dist(List[T])`.

**Analysis.** To assess whether disclosing the output of `ano` poses a privacy risk, we analyze what the attacker might learn about an individual record in the dataset.

*Quasi-Identifiers.* We assess the re-identification risk of disclosing a dataset anonymized with `ano`. For this, we explore the question: *Can the attacker uniquely identify an individual's row?* If the attacker can, then the disclosed dataset is vulnerable to a linking attack (cf. Sect. 3). To this end, we check how unique all subsets of attributes are, to determine how likely it is that they form a quasi-identifier. We do this by issuing queries to estimate the probability of a certain number of rows in the output satisfying a predicate  $p$ , where  $p$  models which attributes we want to match with the governor's. For instance, `alg.probability(x, (v: Int) => v == 5)`, where  $x$  is a random variable representing the number of records satisfying  $p$  (defined  $x = \text{output.count}(p)$ ), yields the probability that  $x = 5$ .

Figure 15 shows this analysis for each combination of attributes; Fig. 15a shows that it is most likely to have 5 rows with the governor's zip code, Fig. 15c shows that it is most likely to have 500 rows with the governor's sex (*i.e.* 50% of the 1000 rows). Note that probabilities gradually decrease on both sides of the most likely value. As expected, zip+day, and zip+day+sex, have probability close 1 of having only one individual with those attributes. This indicates that those sets of attributes form a quasi-identifier, so disclosing them together poses a re-identification risks.

*Sensitive Attributes.* We explore the risk that an attacker learns something about the diagnosis of the governor

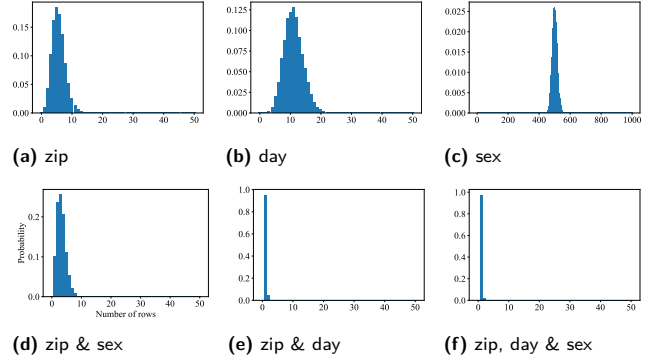


Fig. 15. Number of rows with the governor's attributes.

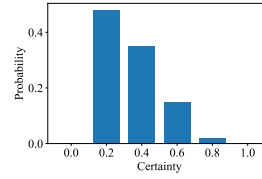


Fig. 16. Probability of governor being ill if 5 share his zip.

from the anonymized dataset. This differs from the previous question, as one might learn something about the diagnosis of an individual without being able to uniquely identify them. Say the dataset contains 5 records with the governor's zip code—Fig. 15a shows that this is the most likely scenario. Now, consider also that out of those 5 people,  $k$  are ill. Then the probability of the governor being ill is  $k/5$ . Notably, if all 5 are ill then the attacker is certain that the the governor is ill. This corresponds to the query

$$P(\text{output.count}(\varphi \wedge \psi) = k \mid \text{output.count}(\varphi) = 5),$$

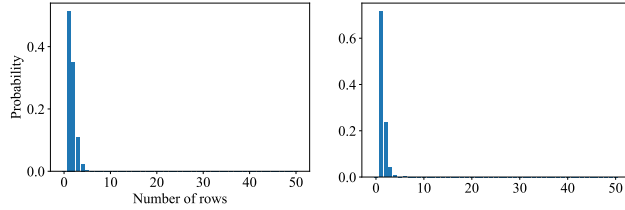
where  $\varphi$  and  $\psi$  are predicates on records,  $\psi$  is true iff the record is ill, and  $\varphi$  is true iff the record has the governor's zip code. We use `setCondition` to observe that `output.count(q) = 5`. Figure 16 shows the result; the probability of learning whether the governor is ill with certainty  $k/5 = 0.4$  is ca. 35%. The probability for  $k = 0$  is 0 since the governor is ill in the prior, and for  $k = 5$ , the probability is almost 0. Finally, there is a ca. 65% chance that the attacker learns that the governor is ill with a non-20% probability, in which case the attacker learns something about the governor's diagnosis.

*Positive Disclosure.* We assess whether disclosing the anonymized dataset poses a positive disclosure risk [30]. Concretely, *Can the attacker determine (with certainty) the diagnosis of an individual?* We start with a property of datasets  $D$ , which stipulates that all records satisfy-



Query	Probability
$P(\forall r \in D \cdot r.z = \text{GZIP} \implies r.d = \text{I11})$	.02
$P(\forall r \in D \cdot r.b = \text{GDAY} \implies r.d = \text{I11})$	.00006
$P(\forall r \in D \cdot r.s = \text{GSEX} \implies r.d = \text{I11})$	.0
$P(\forall r \in D \cdot r.z = \text{GZIP} \wedge r.b = \text{GDAY} \implies r.d = \text{I11})$	.96
$P(\forall r \in D \cdot r.z = \text{GZIP} \wedge r.s = \text{GSEX} \implies r.d = \text{I11})$	.16
$P(\forall r \in D \cdot r.b = \text{GDAY} \wedge r.s = \text{GSEX} \implies r.d = \text{I11})$	.018
$P(\forall r \in D \cdot r.z = \text{GZIP} \wedge r.b = \text{GDAY} \wedge r.s = \text{GSEX} \implies r.d = \text{I11})$	.98

Table 2. Probability of learning governor's diagnosis.



(a) zip &amp; day

(b) zip, day &amp; sex

Fig. 17. Number of rows with the governor's attributes (upd).

ing  $\psi$  are ill.

$$\forall r \in D \cdot \psi(r) \implies r.d = \text{I11}$$

We instantiate  $\psi$  in various ways; with  $\psi(r) = (r.z = \text{GZIP})$ , the property stipulates that all records with the governor's zip code are ill. We compute the probability that this property holds for the anonymized dataset by issuing a `forall` query on the posterior. Table 2 displays the result. The first three rows corresponds to learning the governor's diagnosis based solely on knowing the zip code, birthday or sex. In these cases it possible to guess the Governor's diagnosis with a probability of at most 0.02 (zip). The last row corresponds to the case when the attacker combines all three attributes. Consistently with the findings in [44], when an attacker has access to these three attributes, she can learn the diagnosis of the Governor.

**Large Datasets.** To illustrate the effect of using different priors, here we re-run the analyses on a prior consisting on a dataset of 14000 records—this dataset better resembles the dataset size in [44]. We remark that this probabilistic model contains 70000 random variables (5 random variables per row  $\times$  14000 rows). Figure 17 shows the new results for the quasi-identifier analysis. Figure 17b shows that, with this prior, there is a probability of 71% of having just one row with the zip code, birthday and sex of the governor—closer to the results reported in [44]. For zip code and birthday (cf. Fig. 17a)

Query	Probability
$P(\forall r \in D \cdot r.z = \text{GZIP} \implies r.d = \text{I11})$	.0
$P(\forall r \in D \cdot r.b = \text{GDAY} \implies r.d = \text{I11})$	.0
$P(\forall r \in D \cdot r.s = \text{GSEX} \implies r.d = \text{I11})$	.0
$P(\forall r \in D \cdot r.z = \text{GZIP} \wedge r.b = \text{GDAY} \implies r.d = \text{I11})$	.51
$P(\forall r \in D \cdot r.z = \text{GZIP} \wedge r.s = \text{GSEX} \implies r.d = \text{I11})$	.0
$P(\forall r \in D \cdot r.b = \text{GDAY} \wedge r.s = \text{GSEX} \implies r.d = \text{I11})$	.0
$P(\forall r \in D \cdot r.z = \text{GZIP} \wedge r.b = \text{GDAY} \wedge r.s = \text{GSEX} \implies r.d = \text{I11})$	.71

Table 3. Probability of learning governor's diagnosis (upd).

the probability reduces to 51%. Similarly, the positive disclosure analysis in Table 3 shows a decrease in the probability of learning the governor's diagnosis. These results indicate that, for this prior, increasing the size of the dataset does not uncover new privacy risks. On the contrary, smaller datasets are more vulnerable.

### 6.3 $k$ -anonymity

We analyze an algorithm that produces a  $k$ -anonymous dataset of health records.<sup>1</sup> A dataset satisfies  $k$ -anonymity if for any combination of attribute values, there are at least  $k$  rows in the dataset with those values. For a dataset to be 2-anonymous, it must hold that for any choice of name, zip, birthday, and sex, there are at least 2 rows sharing those values.

**Prediction.** We consider a standard  $k$ -anonymity algorithm that takes as input: the parameter  $k$ , and a set of health records. Thus, it has the following type:

```
k_ano : (Int, List[(Name, Zip, Day, Sex, Diagnosis)])
        → List[(Zip, Day, Sex, Diagnosis)]
```

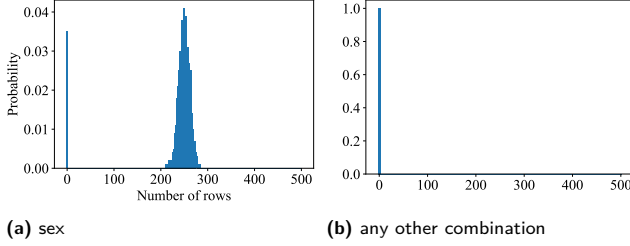
and the lifted version has type

```
(lift k_ano) :
  Dist(Int, List[(Name, Zip, Day, Sex, Diagnosis)])
  → Dist(List[(Zip, Day, Sex, Diagnosis)]).
```

We refer interested readers to Appendix B for the details of the resulting probabilistic program `k_ano_p`.

**Analysis.** Here we analyze the effect of our  $k$ -anonymity algorithm wrt. the same questions posed in Sect. 6.2. We perform our analyses for a parameter  $k = 2$ . The

<sup>1</sup> This is a  $k$ -anonymity algorithm specialized to our scenario.



**Fig. 18.** Number of rows matching different combinations of attributes of the governor's attributes ( $k=2$ ).

analysis becomes more computationally expensive for this algorithm, therefore we use the prior in Sect. 6.2 but with a dataset size of 500 rows. This change does not reduce the effectiveness of the analysis. As shown in Sect. 6.2, smaller datasets yield an overestimation of privacy risks; increasing the size of the dataset will not uncover new privacy risks.

**Quasi-Identifiers.** Figure 18 shows the probabilities of having certain number of rows whose attributes are equal to those of the governor. Figure 18b shows that any combination attributes, including zip and/or birthday, never matches the governor's attributes, *i.e.*, the probability is concentrated at 0. The algorithm therefore always anonymizes zip and birthday. On the other hand, Fig. 18a shows that sex is (almost) never anonymized. As expected, the most likely number of rows with the governor's sex is 250 — half of the size of the dataset. Note also that there is non-zero likelihood of anonymizing sex as well. This is represented by the non-zero probability in having 0 rows with the governor's sex (narrow bar on the far-left of Fig. 18a). Those are cases where the algorithm anonymizes all attributes, thus returning only the diagnosis.

**Positive Disclosure.** The probability of learning the governor's diagnosis is 0 for any combination of attributes (cf. Table 4). This is due to the fact that the algorithm always anonymizes zip and birthday. Intuitively, this result means that there is 0 probability that all people with the governor's sex have the same diagnosis.

**Summary.** These results show that our  $k$ -anonymity program poses less privacy risks for the governor than the naive anonymization program in Sect. 3. However, the  $k$ -anonymity algorithm destroys some, and in some cases all, of the utility of the dataset; when sex gets anonymized as well, then only the distribution on the diagnosis remains (which is public information already). These results demonstrate the usefulness of our method in comparing different anonymization algorithm, such

Query	Probability
$P(\forall r \in D \cdot r.z = \text{GZIP} \implies r.d = \text{I11})$	.0
$P(\forall r \in D \cdot r.b = \text{GDAY} \implies r.d = \text{I11})$	.0
$P(\forall r \in D \cdot r.s = \text{GSEX} \implies r.d = \text{I11})$	.0
$P(\forall r \in D \cdot r.z = \text{GZIP} \wedge r.b = \text{GDAY} \implies r.d = \text{I11})$	.0
$P(\forall r \in D \cdot r.z = \text{GZIP} \wedge r.s = \text{GSEX} \implies r.d = \text{I11})$	.0
$P(\forall r \in D \cdot r.b = \text{GDAY} \wedge r.s = \text{GSEX} \implies r.d = \text{I11})$	.0
$P(\forall r \in D \cdot r.z = \text{GZIP} \wedge r.b = \text{GDAY} \wedge r.s = \text{GSEX} \implies r.d = \text{I11})$	.0

**Table 4.** Probability of learning governor's diagnosis ( $k=2$ ).

as differential privacy to  $k$ -anonymity, in trying to protect the same dataset of health records. With PRIVUG, a data scientist can thus make an informed choice of anonymization algorithm when disclosing information.

## 7 Conclusion

We have presented, PRIVUG, a method for assessing privacy risk using probabilistic programming. The method provides a flexible setting to study diverse attackers and programs.

Using probabilistic programming, we build a probabilistic model of the attacker's prior knowledge. We then lift the program to operate on probabilistic models. Finally, we use Bayesian inference to compute the posterior knowledge of the attacker given an observation—the disclosed data. This not only lets us analyze privacy risks without having access to the actual data that the programs process, but also opens for fast computations of risk metrics that are relevant for a given processing algorithm. Any metric that can be computed from sample traces of an Bayesian inference algorithm—such as Markov Chain Monte Carlo (MCMC) methods—can be introduced with a minimal effort.

We have demonstrated the effectiveness of our method by analyzing several disclosure programs, including differential privacy and the classic  $k$ -anonymization algorithm. We have shown how to compute state-of-the-art leakage estimation metrics such as entropy and KL-divergence, enabling us to quantify how much an attacker learns after observing the output of a program. Furthermore, we have shown how to use our method to identify quasi-identifiers, and study the diversity of the values of sensible attributes.

## References

- [1] Ibrahim A. Ahmad and Pi-Erh Lin. A nonparametric estimation of the entropy for absolutely continuous distributions (corresp.). *IEEE Trans. Inf. Theory*, 22(3):372–375, 1976.
- [2] Mário S. Alvim, Konstantinos Chatzikokolakis, Annabelle McIver, Carroll Morgan, Catuscia Palamidessi, and Geoffrey Smith. *The Science of Quantitative Information Flow*. Springer International Publishing, 2020.
- [3] Eli Bingham, Jonathan P. Chen, Martin Jankowiak, Fritz Obermeyer, Neeraj Pradhan, Theofanis Karaletsos, Rohit Singh, Paul A. Szerlip, Paul Horsfall, and Noah D. Goodman. Pyro: Deep universal probabilistic programming. *J. Mach. Learn. Res.*, 20:28:1–28:6, 2019.
- [4] Justin Brickell and Vitaly Shmatikov. The cost of privacy: destruction of data-mining utility in anonymized data publishing. In *Proceedings of the 14th ACM SIGKDD International Conference on Knowledge Discovery and Data Mining, Las Vegas, Nevada, USA, August 24–27, 2008*, 2008.
- [5] Kenneth P. Burnham and David R. Anderson. *Model Selection and Multimodel Inference: A Practical Information-Theoretic Approach*. Springer-Verlag New York, 2002.
- [6] Jianneng Cao and Panagiotis Karras. Publishing microdata with a robust privacy guarantee. *Proc. VLDB Endow.*, 5(11):1388–1399, 2012.
- [7] Bob Carpenter, Andrew Gelman, Matthew D. Hoffman, Daniel Lee, Ben Goodrich, Michael Betancourt, Marcus Brubaker, Jiqiang Guo, Peter Li, and Allen Riddell. Stan: A probabilistic programming language. *Journal of Statistical Software*, 76(1), 1 2017.
- [8] Konstantinos Chatzikokolakis, Catuscia Palamidessi, and Prakash Panangaden. On the bayes risk in information-hiding protocols. *J. Comput. Secur.*, 16(5):531–571, 2008.
- [9] Giovanni Cherubin, Konstantinos Chatzikokolakis, and Catuscia Palamidessi. F-BLEAU: fast black-box leakage estimation. In *2019 IEEE Symposium on Security and Privacy, SP 2019, San Francisco, CA, USA, May 19–23, 2019*, pages 835–852. IEEE, 2019.
- [10] Tom Chothia and Apratim Guha. A statistical test for information leaks using continuous mutual information. In *Proceedings of the 24th IEEE Computer Security Foundations Symposium, CSF 2011, Cernay-la-Ville, France, 27–29 June, 2011*, pages 177–190. IEEE Computer Society, 2011.
- [11] Tom Chothia, Yusuke Kawamoto, and Chris Novakovic. A tool for estimating information leakage. In *Computer Aided Verification - 25th International Conference, CAV 2013, Saint Petersburg, Russia, July 13–19, 2013. Proceedings*, volume 8044 of *Lecture Notes in Computer Science*, pages 690–695. Springer, 2013.
- [12] Tom Chothia, Yusuke Kawamoto, and Chris Novakovic. Leak-watch: Estimating information leakage from java programs. In *Computer Security - ESORICS 2014 - 19th European Symposium on Research in Computer Security, Wroclaw, Poland, September 7–11, 2014. Proceedings, Part II*, volume 8713 of *Lecture Notes in Computer Science*, pages 219–236. Springer, 2014.
- [13] Tom Chothia, Yusuke Kawamoto, Chris Novakovic, and David Parker. Probabilistic point-to-point information leakage. In *2013 IEEE 26th Computer Security Foundations Symposium, New Orleans, LA, USA, June 26–28, 2013*, pages 193–205. IEEE Computer Society, 2013.
- [14] Thomas M. Cover and Joy A. Thomas. *Elements of information theory (2. ed.)*. Wiley, 2006.
- [15] Leonardo Mendonça de Moura and Nikolaj Bjørner. Z3: an efficient SMT solver. In *Tools and Algorithms for the Construction and Analysis of Systems, 14th International Conference, TACAS 2008, Held as Part of the Joint European Conferences on Theory and Practice of Software, ETAPS 2008, Budapest, Hungary, March 29–April 6, 2008. Proceedings*, volume 4963 of *Lecture Notes in Computer Science*, pages 337–340. Springer, 2008.
- [16] Joshua V. Dillon, Ian Langmore, Dustin Tran, Eugene Brevdo, Srinivas Vasudevan, Dave Moore, Brian Patton, Alex Alemi, Matthew D. Hoffman, and Rif A. Saurous. Tensorflow distributions. *CoRR*, abs/1711.10604, 2017.
- [17] Cynthia Dwork. Differential privacy. In *Automata, Languages and Programming, 33rd International Colloquium, ICALP 2006, Venice, Italy, July 10–14, 2006, Proceedings, Part II*, volume 4052 of *Lecture Notes in Computer Science*, pages 1–12, 2006.
- [18] Cynthia Dwork, Nitin Kohli, and Deirdre Mulligan. Differential privacy in practice: Expose your epsilons! *Journal of Privacy and Confidentiality*, 9(2), 2019.
- [19] Cynthia Dwork, Frank McSherry, Kobbi Nissim, and Adam D. Smith. Calibrating noise to sensitivity in private data analysis. In Shai Halevi and Tal Rabin, editors, *Theory of Cryptography, Third Theory of Cryptography Conference, TCC 2006, New York, NY, USA, March 4–7, 2006, Proceedings*, volume 3876 of *Lecture Notes in Computer Science*, pages 265–284. Springer, 2006.
- [20] Cynthia Dwork and Aaron Roth. The algorithmic foundations of differential privacy. *Found. Trends Theor. Comput. Sci.*, 9(3–4):211–407, 2014.
- [21] Timon Gehr, Sasa Misailovic, and Martin T. Vechev. PSI: exact symbolic inference for probabilistic programs. In *Computer Aided Verification - 28th International Conference, CAV 2016, Toronto, ON, Canada, July 17–23, 2016, Proceedings, Part I*, volume 9779 of *Lecture Notes in Computer Science*, pages 62–83, 2016.
- [22] Andrew Gelman, John B Carlin, Hal S Stern, David B Dunson, Aki Vehtari, and Donald B Rubin. *Bayesian data analysis*. CRC press, 2013.
- [23] Viktor Hargitai, Irina Shklovski, and Andrzej Wasowski. Going beyond obscurity: Organizational approaches to data anonymization. *PACMHCI*, 2(CSCW):66:1–66:22, 2018.
- [24] Matthew D. Hoffman and Andrew Gelman. The no-u-turn sampler: adaptively setting path lengths in hamiltonian monte carlo. *J. Mach. Learn. Res.*, 15(1):1593–1623, 2014.
- [25] Boris Köpf and David A. Basin. An information-theoretic model for adaptive side-channel attacks. In *Proceedings of the 2007 ACM Conference on Computer and Communications Security, CCS 2007, Alexandria, Virginia, USA, October 28–31, 2007*, pages 286–296, 2007.
- [26] Alexander Kraskov, Harald Stögbauer, and Peter Grassberger. Estimating mutual information. *Phys. Rev. E*, 69:066138, Jun 2004.
- [27] Martin Kucera, Petar Tsankov, Timon Gehr, Marco Guarnieri, and Martin T. Vechev. Synthesis of probabilistic privacy enforcement. In *Proceedings of the 2017 ACM*

- SIGSAC Conference on Computer and Communications Security, CCS 2017, Dallas, TX, USA, October 30 - November 03, 2017*, pages 391–408. ACM, 2017.
- [28] Solomon Kullback and Richard A Leibler. On information and sufficiency. *The annals of mathematical statistics*, 22(1):79–86, 1951.
- [29] Ninghui Li, Tiancheng Li, and Suresh Venkatasubramanian.  $t$ -closeness: Privacy beyond  $k$ -anonymity and  $l$ -diversity. In *Proceedings of the 23rd International Conference on Data Engineering, ICDE 2007, The Marmara Hotel, Istanbul, Turkey, April 15-20, 2007*, pages 106–115, 2007.
- [30] Ashwin Machanavajjhala, Daniel Kifer, Johannes Gehrke, and Muthuramakrishnan Venkitasubramaniam.  $L$ -diversity: Privacy beyond  $k$ -anonymity. *ACM Trans. Knowl. Discov. Data*, 1(1):1–52, 2007.
- [31] Pasquale Malacaria. Assessing security threats of looping constructs. In *Proceedings of the 34th ACM SIGPLAN-SIGACT Symposium on Principles of Programming Languages, POPL 2007, Nice, France, January 17-19, 2007*, pages 225–235. ACM, 2007.
- [32] Piotr Mardziel, Stephen Magill, Michael Hicks, and Mudhakar Srivatsa. Dynamic enforcement of knowledge-based security policies using probabilistic abstract interpretation. *J. Comput. Secur.*, 21(4):463–532, 2013.
- [33] Guillaume Nadon, Marcus Feilberg, Mathias Johansen, and Irina Shklovski. In the user we trust: Unrealistic expectations of facebook’s privacy mechanisms. In *Proceedings of the 9th International Conference on Social Media and Society, SMSociety 2018, Copenhagen, Denmark, July 18-20, 2018*, pages 138–149. ACM, 2018.
- [34] Mehmet Ercan Nergiz, Maurizio Atzori, and Chris Clifton. Hiding the presence of individuals from shared databases. In *Proceedings of the ACM SIGMOD International Conference on Management of Data, Beijing, China, June 12-14, 2007*, pages 665–676, 2007.
- [35] F. Pedregosa, G. Varoquaux, A. Gramfort, V. Michel, B. Thirion, O. Grisel, M. Blondel, P. Prettenhofer, R. Weiss, V. Dubourg, J. Vanderplas, A. Passos, D. Cournapeau, M. Brucher, M. Perrot, and E. Duchesnay. Scikit-learn: Machine learning in Python. *Journal of Machine Learning Research*, 12:2825–2830, 2011.
- [36] Avi Pfeffer. *Practical probabilistic programming*. Manning Publications Co., 2016.
- [37] Norman Ramsey and Avi Pfeffer. Stochastic lambda calculus and monads of probability distributions. In John Launchbury and John C. Mitchell, editors, *Conference Record of POPL 2002: The 29th SIGPLAN-SIGACT Symposium on Principles of Programming Languages, Portland, OR, USA, January 16-18, 2002*, pages 154–165. ACM, 2002.
- [38] Alfréd Rényi et al. On measures of entropy and information. In *Proceedings of the Fourth Berkeley Symposium on Mathematical Statistics and Probability, Volume 1: Contributions to the Theory of Statistics*. The Regents of the University of California, 1961.
- [39] Christian P. Robert and George Casella. *Monte Carlo Statistical Methods*. Springer Texts in Statistics. Springer, 2004.
- [40] John Salvatier, Thomas V. Wiecki, and Christopher Fonnesbeck. Probabilistic programming in python using pymc3. *PeerJ Comput. Sci.*, 2:e55, 2016.
- [41] Claude E. Shannon. A mathematical theory of communication. *Bell Syst. Tech. J.*, 27(3):379–423, 1948.
- [42] Bernard W. Silverman. *Density Estimation for Statistics and Data Analysis*, volume 26. CRC Press, 1986.
- [43] Geoffrey Smith. On the foundations of quantitative information flow. In *Foundations of Software Science and Computational Structures, 12th International Conference, FOSSACS 2009, Held as Part of the Joint European Conferences on Theory and Practice of Software, ETAPS 2009, York, UK, March 22-29, 2009. Proceedings*, volume 5504 of *Lecture Notes in Computer Science*, pages 288–302. Springer, 2009.
- [44] Latanya Sweeney.  $k$ -anonymity: A model for protecting privacy. *International Journal on Uncertainty, Fuzziness and Knowledge-based Systems*, 10(5):557–570, 2002.
- [45] David Tolpin, Jan-Willem van de Meent, Hongseok Yang, and Frank D. Wood. Design and implementation of probabilistic programming language anglican. In *Proceedings of the 28th Symposium on the Implementation and Application of Functional Programming Languages, IFL 2016, Leuven, Belgium, August 31 - September 2, 2016*, pages 6:1–6:12. ACM, 2016.
- [46] Qing Wang, Sanjeev R. Kulkarni, and Sergio Verdú. Divergence estimation of continuous distributions based on data-dependent partitions. *IEEE Trans. Inf. Theory*, 51(9):3064–3074, 2005.
- [47] Wikipedia. Laplace Distribution. [https://en.wikipedia.org/wiki/Laplace\\_distribution](https://en.wikipedia.org/wiki/Laplace_distribution).

## A Programs as Models

Probabilistic programming can be used to model the attacker’s view of a program execution. To provide a technical basis for this observation, we present a simple functional programming language, and demonstrate how its programs can be interpreted as probabilistic models. The main idea is that probability distributions form a monad [37]; we interpret a program as a probabilistic model by mapping it into said monad.

This section is aimed at readers with some background in programming language semantics, who wish to gain insight into the semantic underpinning of PRIVUG.

### A.1 Language

Our language is the untyped lambda calculus, extended with data constructors (à la ML and Haskell), and case expressions to eliminate them. We define expressions, ranged over by  $e \in \mathbf{Exp}$ , inductively.

$$e ::= x \mid \lambda x. e \mid e e \mid K \bar{e} \mid \text{case } K e e$$

where  $x \in \mathbf{Var}$  ranges over variables,  $\lambda x . e$  denotes abstraction, and  $e \ e$  application. Data constructors are ranged over by  $K \in \mathbf{Con}$ ,  $\bar{e}$  is a (possibly empty) list of expressions, and  $K \ e_1 \cdots e_k$  denotes an expression constructed by  $K$  and containing  $e_1$  through  $e_k$ . Finally,  $\text{case } K \ e \ e_f$  performs pattern-matching, matching for expressions constructed by  $K$ .

## A.2 Semantics: Computation

An expression can be seen as defining a computation. Each computation step of an expression involves a substitution, *i.e.* a reduction. Reducible expressions reduce as follows.

$$x \rightarrow_\varepsilon \varepsilon(x) \quad (1)$$

$$e \ e'' \rightarrow_\varepsilon e' \ e'' \quad , \text{ if } e \rightarrow_\varepsilon e' \quad (2)$$

$$v \ e \rightarrow_\varepsilon v \ e' \quad , \text{ if } e \rightarrow_\varepsilon e' \quad (3)$$

$$(\lambda x . e) \ v \rightarrow_\varepsilon e[x \mapsto v] \quad (4)$$

$$(\text{case } K \ e \ e_f) \ (K \ e_1 \cdots e_k) \rightarrow_\varepsilon e \ e_1 \cdots e_k \quad (5)$$

$$(\text{case } K \ e \ e_f) \ v \rightarrow_\varepsilon e_f \quad , \text{ if } v \neq K \bar{e} \quad (6)$$

This transition relation  $(\rightarrow_\varepsilon) : \mathbf{Exp} \times \mathbf{Exp}$ , specifies how an expression reduces, small-step, towards an irreducible expression, *i.e.* a value  $v \in \mathbf{Val} = \{e \mid e \rightarrow_\varepsilon\} \subseteq \mathbf{Exp}$ . The relation is parameterized by an environment  $\varepsilon \in \mathbf{Env} = \mathbf{Var} \rightarrow \mathbf{Val}$ , which assigns free variables to values (1). Before an application is performed, the operator and its operand are reduced to a value, in that order (2) (3). If the operator is an abstraction, then the application yields its body, with (free) occurrences of the variable it binds replaced with the operand (4). If the operator is of the form  $\text{case } K \ e \ e_f$ , then application pattern-matches the operand. If the operand is  $K \bar{e}$ , then the application yields  $e$  applied to the expressions in  $\bar{e}$  (5). Otherwise, application yields  $e_f$  (pattern-matching failure) (6).

## A.3 Semantics: Probabilistic Model

In probabilistic programming, a program defines a probabilistic model. Likewise, an expression in our language can be viewed as defining a probabilistic model. We present three approaches to viewing a program as a probabilistic model.

**Monad-Lift.** We define the probabilistic model that an expression describes in terms of the computation semantics. This definition relies on the observation that  $\text{Dist}$

is a monad, a fact described in detail by Ramsay and Pfeffer [37]. By virtue of being a monad, the following two functions are defined for  $\text{Dist}$ .

$$\text{return} : \mathbf{A} \rightarrow \text{Dist}(\mathbf{A})$$

$$(\gg=) : \text{Dist}(\mathbf{A}) \rightarrow (\mathbf{A} \rightarrow \text{Dist}(\mathbf{B})) \rightarrow \text{Dist}(\mathbf{B})$$

Here,  $\mathbf{A}$  and  $\mathbf{B}$  are arbitrary sets.<sup>2</sup> So,  $\text{return}$  maps each element of  $\mathbf{A}$ , to a distribution on  $\mathbf{A}$ . Concretely,  $\text{return } a$  is simply the so-called Dirac-measure concentrated at  $a$ :

$$(\text{return } a) \ A = \begin{cases} 1, & \text{if } a \in A \\ 0, & \text{otherwise.} \end{cases}$$

Suppose you have random variables  $a$  and  $b$ , and that we know their distributions  $P(a)$  and  $P(b|a)$ . Then you can compute  $P(b)$  by marginalizing out  $a$  in  $P(b|a) * P(a)$ . This is what  $(\gg=)$  does; in  $P(b) = (P(a) \gg= P(b|a))$ .

$$(P(a) \gg= P(b|a)) \ B = \int_{\mathbf{A}} (\lambda a . P(b|a) * P(a)) da.$$

These functions have been used to implement a whole host of functions for monads. One of these functions is the standard monad lift operation.

$$\text{lift} : \text{Monad } M \Rightarrow (\mathbf{A} \rightarrow \mathbf{B}) \rightarrow M \ \mathbf{A} \rightarrow M \ \mathbf{B}$$

$$\text{lift } f \ m = m \gg= (\lambda x . \text{return } (f \ x))$$

With types  $\text{lift} : (\mathbf{Env} \rightarrow \mathbf{Val}) \rightarrow \text{Dist}(\mathbf{Env}) \rightarrow \text{Dist}(\mathbf{Val})$ , we see that  $\text{lift}$  looks very much like  $\text{dist}$  from before. The main advantage of using  $\text{lift}$  is that we can use monad laws, and other results proven for monads, to reason about it, and thus, about distributions. So, like before, the probabilistic model that  $e$  describes is simply  $(\text{lift } \llbracket e \rrbracket) : \text{Dist}(\mathbf{Env}) \rightarrow \text{Dist}(\mathbf{Val})$ .

**Example 1.** Let  $f = \lambda xy . (x+y)/2$  be a simplified version of the program `agg` (cf. Fig. 1) which computes the average of two numbers  $x$  and  $y$ . Let  $\{0, 1, 2\}^2$  be a set of environments  $(\mathbf{Env})$  where the first element of the pair defines the value of  $x$  and the second the value of  $y$  in  $f$ . Let  $P(x, y) = \mathbf{Uni}(\{0, 1, 2\}^2)$  be a discrete distribution over environments which allocates the same probability to all environments—this distribution corresponds to the prior. Then,  $\text{lift } \llbracket f \rrbracket P(x, y)$  defines the prediction  $P(o)$ . Here we show the steps to compute  $P(o = 2)$  via monad-

<sup>2</sup> Concretely, the functions are polymorphic in  $\mathbf{A}$  and  $\mathbf{B}$ .



lift.

$$\begin{aligned}
P(o = 2) &= P(x, y) \gg= (\lambda xy. \text{return } (f \ xy) ) \{2\} \\
&= \sum_{(x,y) \in \{0,1,2\}^2} (\lambda xy. \text{return } (f \ xy) ) \{2\} P(x, y) \\
&= (\text{return } f \ 0 \ 1) \{2\} \cdot P(x = 0, y = 2) + \\
&\quad (\text{return } f \ 1 \ 1) \{2\} \cdot P(x = 1, y = 1) + \\
&\quad (\text{return } f \ 2 \ 0) \{2\} \cdot P(x = 2, y = 0) \\
&= 1 \cdot 1/9 + 1 \cdot 1/9 + 1 \cdot 1/9 \\
&= 3/9
\end{aligned}$$

We replace the  $\int$  to  $\sum$  because the prior is discrete.

One drawback of this semantics is that they are defined in terms of the computation semantics—the structure of the probabilistic model is ignored. Alternatively, it is possible to build the structure of the probabilistic model by means of the expressions in our programming language. The semantics below achieve this by embedding expressions into the Dist monad:

$$\begin{aligned}
\llbracket x \rrbracket_\varepsilon &= \varepsilon(x) \\
\llbracket \lambda x. e \rrbracket_\varepsilon &= \text{return } (\lambda v. \llbracket e \rrbracket_{\varepsilon[x \mapsto \text{return } v]} ) \\
\llbracket e \ e' \rrbracket_\varepsilon &= \llbracket e \rrbracket_\varepsilon \gg= \lambda f. \llbracket e' \rrbracket_\varepsilon \gg= \lambda v. f \ v \\
\llbracket K \ e_1 \cdots e_k \rrbracket_\varepsilon &= \llbracket e_1 \rrbracket_\varepsilon \gg= \lambda v_1. \cdots \\
&\quad \llbracket e_k \rrbracket_\varepsilon \gg= \lambda v_k. \text{return } (K \ v_1 \cdots v_k) \\
\llbracket \text{case } K \ e \ e_F \rrbracket_\varepsilon &= \text{return } (\lambda v. \text{case } v \text{ of} \\
&\quad K \ x_1 \cdots x_k \Rightarrow \llbracket e \rrbracket_\varepsilon \gg= \lambda f. f \ x_1 \cdots x_k \\
&\quad \_ \Rightarrow \llbracket e_F \rrbracket_\varepsilon )
\end{aligned}$$

Here,  $\varepsilon : \mathbf{Var} \rightarrow \text{Dist}(\mathbf{Val})$ . It is important to note that, whereas *e.g.*  $\llbracket x \rrbracket_\varepsilon : \text{Dist}(\mathbf{Val})$ , the type for denotated abstractions is different;  $\llbracket \lambda x. e \rrbracket_\varepsilon : \text{Dist}(\mathbf{Var} \rightarrow \text{Dist}(\mathbf{Val}))$ . Also note the  $\mapsto$  in the denotation of abstractions;  $x$  stores a *distribution*. With this,  $\llbracket e \rrbracket : \text{Dist}(\mathbf{Env}) \rightarrow \text{Dist}(\mathbf{Val})$  is the probabilistic model that  $e$  describes.

## B $k$ -anonymity code

Figure 19 shows the lifted  $k$ -anonymization algorithm in Figaro. As for `ano`, the source code of the non-probabilistic version of the  $k$ -anonymity program is identical the one in Fig. 19. Therefore, we discuss directly the source code in the figure. In a nutshell, we use a greedy approach to find single, pairs and triples of attributes that violate  $k$ -anonymity. If we found them, we

```

1 def k_ano_p (
2   k : Int,
3   rs : FixedSizeArrayElement[(Name, Zip, Day, Sex, Diagnosis)]
4 ) : FixedSizeArrayElement[(Zip, Day, Sex, Diagnosis)] =
5 {
6   // Remove identifier column (name)
7   val records = ano(records_with_ids)
8
9   // Check for k-anonymity in single attributes
10  //  $\bigvee_{z \in \text{zip}} \neg(\text{records.count}(z) = 0 \vee \text{records.count}(z) \geq k)$ 
11  val zip_not_k_anonymous: Element[Boolean] =
12    zips.map(
13      (zip) => records.count(r => r._1 == zip)
14        .map(i => !(i==0 || i>=k))
15    ).reduce((a,b) => a||b)
16  val day_not_k_anonymous = ...
17  val sex_not_k_anonymous = ...
18  val single_k_anon =
19    VariableSizeArray (records.length, i => for {
20      z <- If(zip_not_k_anonymous, Constant(""), records(i)._1)
21      b <- If(age_not_k_anonymous, Constant(""), records(i)._2)
22      s <- If(sex_not_k_anonymous, Constant(""), records(i)._3)
23      d <- records(i)._4
24    } yield (z,b,s,d) )
25
26  // Now we check for k-anonymity in pairs of attributes
27  //  $\bigvee_{(z,b) \in \text{zip} \times \text{day}} \neg(\text{single\_k\_anon.count}((z,b)) = 0 \vee$ 
28    //  $\text{single\_k\_anon.count}((z,b)) \geq k)$ 
29  val zip_day_not_k_anonymous = ...
30  val zip_sex_not_k_anonymous = ...
31  val day_sex_not_k_anonymous = ...
32  val pairs_k_anon = ...
33
34  // Finally check for k-anonymity in triples
35  //  $\bigvee_{(z,b,s) \in \text{zip} \times \text{day} \times \text{sex}} \neg(\text{pairs\_k\_anon.count}((z,b,s)) = 0 \vee$ 
36    //  $\text{pairs\_k\_anon.count}((z,b,s)) \geq k)$ 
37  val zip_day_sex_not_k_anonymous = ...
38  val triples_att_k_anon = ...
39
40  return triples_att_anon
41 }

```

Fig. 19. Probabilistic version of  $k$ -anonymity, specialized to our anonymization example.

replace the attributes with `*`, which represent *masking* the real value.

The program takes as input a dataset of health records and the anonymization parameter  $k$ . The program first removes the column name as it is an identifier (Line 7) using the anonymization program `ano` (cf. Fig. 14). Then it checks whether single attributes are  $k$ -anonymous. Lines 11 to 15 show the check for zips. Specifically, we check whether the zips in the data set are *not*  $k$ -anonymous. If there exists a zip  $z \in \text{zips}$

such that  $0 < \text{records.count}(z) < k$  then the attribute is not  $k$ -anonymous. This property can be reformulated to  $\bigvee_{z \in \text{Zip}} \neg(\text{records.count}(z) = 0 \vee \text{records.count}(z) \geq k)$  which can be directly implemented in Scala/Figaro. We repeat this process for birthday (`day_not_k_anonymous`) and sex (`sex_not_k_anonymous`). Lines 18 to 24 depict the anonymization step. For each attribute, if they are not  $k$ -anonymous hide it by replacing it with `*`—concretely a constant distribution with the value `*`. Otherwise, we do not modify the distribution. This process is repeated for pairs, and triples, of attributes.

It is easy to show that the output of this program satisfies  $k$ -anonymity. In order for  $k$ -anonymity to be violated there must be a combination of attributes  $c \in 2^{\text{Zip} \times \text{Day} \times \text{Sex}}$  such that  $0 < \text{count}(c) < k$ . This corresponds to the check we perform in line 37 when the checks for single and pairs of attributes did not find violations of  $k$ -anonymity. Therefore such a combination cannot occur in the output of our program.