

# Debiased Inverse Propensity Score Weighting for Estimation of Average Treatment Effects with High-Dimensional Confounders

Yuhao Wang\*  
Tsinghua University, China  
yuhaow@tsinghua.edu.cn

Rajen D. Shah  
University of Cambridge, UK  
r.shah@statslab.cam.ac.uk

December 22, 2024

## Abstract

We consider estimation of average treatment effects given observational data with high-dimensional pretreatment variables. Existing methods for this problem typically assume some form of sparsity for the regression functions. In this work, we introduce a debiased inverse propensity score weighting (DIPW) scheme for average treatment effect estimation that delivers  $\sqrt{n}$ -consistent estimates of the average treatment effect when the propensity score follows a sparse logistic regression model; the regression functions are permitted to be arbitrarily complex. Our theoretical results quantify the price to pay for permitting the regression functions to be unestimable, which shows up as an inflation of the variance of the estimator compared to the semiparametric efficient variance by at most  $O(1)$  under mild conditions. Given the lack of assumptions on the regression functions, averages of transformed responses under each treatment may also be estimated at the  $\sqrt{n}$  rate, and so for example, the variances of the potential outcomes may be estimated. We show how confidence intervals centred on our estimates may be constructed, and also discuss an extension of the method to estimating projections of the heterogeneous treatment effect function.

## 1 Introduction

Estimating average treatment effects from observational data is a central topic in causal inference, and has received a great deal of attention in recent years. The setup we consider involves data consisting of  $n$  i.i.d. copies of the triple  $(X, Y, T) \in \mathbb{R}^p \times \mathbb{R} \times \{0, 1\}$  where  $X$  is a vector of covariates,  $Y$  is the observed outcome, and  $T$  is a binary treatment indicator. We work in the potential outcomes framework [Neyman, 1923, Rubin, 1974] and define the average treatment effect as  $\tau := \mathbb{E}\{Y(1) - Y(0)\}$  where  $Y(0)$  and  $Y(1)$  are the potential outcomes such that  $Y = Y(T)$ . Identification of  $\tau$  relies on the treatment assignment being as good as random conditional on observed covariates, that is  $\{Y(0), Y(1)\} \perp\!\!\!\perp T \mid X$ . This is an unverifiable assumption, but it may at least be more plausible when the number of covariates  $p$  is large. As a result, there has been growing interest in average treatment effect estimation with high-dimensional covariates where  $p$  may potentially exceed the number of observations  $n$ .

---

\*Part of this work was done while YW was at the University of Cambridge, UK.

There is a rich literature on doubly robust methods for average treatment effect estimation. Augmented inverse propensity weighting (AIPW) [Robins et al., 1994, Robins and Rotnitzky, 1995, Scharfstein et al., 1999] is the perhaps the most prominent approach, along with targeted maximum likelihood estimation [Van Der Laan and Rubin, 2006]. Modifications of the basic AIPW scheme and associated theory applicable to high-dimensional regimes were proposed in Belloni et al. [2014], Farrell [2015], Belloni et al. [2017], Chernozhukov et al. [2018a]. These involve first estimating the nuisance components, that is the propensity score  $\pi(x) := \mathbb{P}(T = 1|X = x)$  and the regression functions  $r_t(x) := \mathbb{E}\{Y(t)|X = x\}$ ,  $t = 0, 1$ . In order that the resulting estimator achieves a parametric  $1/\sqrt{n}$  rate, the nuisance components are typically required to be estimated at a relatively slower  $o(1/n^{1/4})$  rate. For example, if the propensity score and regression functions follow logistic and linear models respectively with the (maximum) sparsities of the corresponding regression coefficients being  $s_\pi$  and  $s_r$ , this convergence rate requirement entails that  $s_\pi, s_r = o(\sqrt{n}/\log(p))$ .

In recent years, there have been several advances that relax these conditions in various ways: for example Ning et al. [2020] allow for the linear and logistic models to be approximately sparse, whilst Tan [2020], Smucler et al. [2019], Dukes and Vansteelandt [2020] permit one of these models to be misspecified but ask for the corresponding parameter estimates to converge to parameters satisfying the sparsity requirements as above. The work of Bradic et al. [2019] develops a method that allows for either (i)  $s_r = o(\sqrt{n}/\log p)$  and  $s_\pi = o(n/\log p)$ , or (ii)  $s_r = o(n^{3/4}/\log p)$  and  $s_\pi = o(\sqrt{n}/\log p)$ , whilst still retaining a  $1/\sqrt{n}$  estimation error rate. Remarkably Athey et al. [2018] relaxes the sparsity requirement on the propensity score altogether by exploiting the structure of the bias in estimation of the sparse linear response functions (where the sparsity is assumed to satisfy  $s_r = o(\sqrt{n}/\log p)$ ) and employing a tailored covariate balancing scheme to eliminate this bias asymptotically.

Whilst these advances are important developments, they all rely on the regression functions being sparse in some sense, an assumption which may not always be plausible. In this work, we introduce a debiased inverse propensity score weighting (DIPW) scheme that allows the regression functions to be completely misspecified: they can for instance be nonlinear and depend on all  $p$  variables. Our method does however rely on sparsity of the propensity score, that is  $s_\pi = o(\sqrt{n}/\log p)$ . The requirements thus precisely complement those of Athey et al. [2018]. One advantage of only making assumptions on the propensity score is that, trivially, we can estimate any functional of the potential outcome  $\mathbb{E}\{h(Y(t))\}$  for a given function  $h \in \mathbb{R} \rightarrow \mathbb{R}$  and any  $t \in \{0, 1\}$ . To do this we simply transform the outcomes via  $h$  and apply our procedure to the transformed data. For example, our method allows for estimation of  $\text{Var}\{Y(1)\}$  (see Section 6.2).

## 1.1 Preliminaries and an overview of our main contributions

Recall the basic setup outlined earlier: we have available i.i.d. copies  $(X_1, Y_1, T_1), \dots, (X_n, Y_n, T_n)$  of the triple  $(X, Y, T) \in \mathbb{R}^p \times \mathbb{R} \times \{0, 1\}$  representing pretreatment covariates, the outcome and a binary treatment indicator. The first component of  $X$  will typically be 1 representing an intercept term. We collect these data into  $\mathbf{X} \in \mathbb{R}^{n \times p}$ ,  $\mathbf{Y} \in \mathbb{R}^n$  and  $\mathbf{T} \in \{0, 1\}^n$ . Throughout the paper we assume unconfoundedness as required for identification of the average treatment effect  $\tau$ .

**Assumption 1.** Conditioning on the observed covariate vector  $X$ ,  $Y(1)$  and  $Y(0)$  are independent from the treatment assignment  $T$ , that is  $\{Y(1), Y(0)\} \perp\!\!\!\perp T \mid X$ .

We will additionally assume a logistic regression model for the propensity score and that we have overlap, that is the propensity scores are bounded away from 0 and 1.

**Assumption 2.** We have

$$\mathbb{P}(T = 1|X = x) = \pi(x) = \psi(x^T \gamma) \quad (1)$$

and for some  $c_\pi > 0$ ,  $c_\pi < \pi(X) < 1 - c_\pi$  almost surely.

Here  $\psi(u) := \{1 + \exp(-u)\}^{-1}$  denotes the standard logistic function. We have in mind the high-dimensional setting where  $p$  is large and potentially  $p \gg n$ , but writing  $s := |\{j : \gamma_j \neq 0\}|$ , we have  $s \ll p$ .

To motivate our approach, first consider the standard inverse propensity weighting (IPW) estimator  $\hat{\tau}_{\text{IPW}}$  given by

$$\hat{\tau}_{\text{IPW}} := \frac{1}{n} \sum_{i=1}^n \frac{T_i Y_i}{\hat{\pi}(X_i)} - \frac{1}{n} \sum_{i=1}^n \frac{(1 - T_i) Y_i}{1 - \hat{\pi}(X_i)}, \quad (2)$$

where  $\hat{\pi}$  is an estimate of the propensity score function. The rationale of the IPW estimator is that were  $\hat{\pi}$  to be replaced by the true propensity score  $\pi$ , the estimator would be an average of i.i.d. quantities each with expectation exactly equal to the target  $\tau$ . In high-dimensions, the difficulty in estimating  $\pi$  results in the IPW having an unacceptably large bias.

Consider now the following modified IPW estimator

$$\hat{\tau} = \frac{1}{n} \sum_{i=1}^n \frac{T_i(Y_i - \mu_i)}{\hat{\pi}(X_i)} - \frac{1}{n} \sum_{i=1}^n \frac{(1 - T_i)(Y_i - \mu_i)}{1 - \hat{\pi}(X_i)}, \quad (3)$$

where we have subtracted from the the  $i$ th observed outcome  $Y_i$  a quantity  $\mu_i \in \mathbb{R}$ . Provided  $\mu_i \perp T_i | \mathbf{X}$ ,  $\hat{\tau}$  will retain the oracular unbiasedness of the IPW estimator, that is

$$\mathbb{E} \left( \frac{T_i(Y_i - \mu_i)}{\pi(X_i)} - \frac{(1 - T_i)(Y_i - \mu_i)}{1 - \pi(X_i)} \right) - \tau = \mathbb{E} \left( \frac{(1 - T_i)\mu_i}{1 - \pi(X_i)} - \frac{T_i\mu_i}{\pi(X_i)} \right) = 0.$$

Whilst this alone confers no advantage, we may attempt to choose  $\boldsymbol{\mu} := (\mu_i)_{i=1}^n$  so as to reduce the bias of the regular IPW estimator. We explain in Section 2 how  $\boldsymbol{\mu}$  may be constructed such that the bias is asymptotically negligible even in high-dimensional settings. This involves solving a convex quadratic program depending on  $\mathbf{X}$  and an auxiliary dataset consisting of an i.i.d. copy of  $(\mathbf{X}, \mathbf{Y}, \mathbf{T})$ ; this optimisation problem is amenable to off-the-shelf convex optimisers and approach is therefore computationally scalable to high-dimensional and large-scale settings.

In Section 3, we show that the resulting debiased IPW estimator concentrates around the target  $\tau$  at the parametric  $1/\sqrt{n}$  rate, is asymptotically normal, and prove coverage properties for associated confidence intervals. Whilst these are useful theoretical properties, a drawback of the estimator is that it requires an auxiliary dataset, and given a single dataset sample-splitting must be performed giving the estimator unwanted variance due to the randomness of the split. In Section 4 we present a version of the estimator that averages over multiple splits to reduce this excess variance; it is this multi-sample splitting version of the estimator that we recommend using in practice. We outline extensions of our basic methodology for constructing confidence intervals for the average treatment effect, and estimating linear projections of the heterogeneous treatment effect function, in Section 5. Numerical experiments are contained in Section 6 and we conclude with a discussion in Section 7. The appendix of this paper contains the proofs of the theoretical results and further numerical results.

## 2 Debiased IPW: basic methodology

In this section, we describe a simple version of our debiased IPW estimator which relies on independent auxiliary datasets  $(\mathbf{X}_A, \mathbf{Y}_A, \mathbf{T}_A) \in \mathbb{R}^{n_A \times p} \times \mathbb{R}^{n_A} \times \{0, 1\}^{n_A}$  and  $(\mathbf{X}_B, \mathbf{Y}_B, \mathbf{T}_B) \in \mathbb{R}^{n_B \times p} \times \mathbb{R}^{n_B} \times \{0, 1\}^{n_B}$  that are independent of the main dataset  $(\mathbf{X}, \mathbf{Y}, \mathbf{T})$  and consist of i.i.d. copies of the triple  $(X, Y, T)$ . These datasets are used to ensure certain independencies, some of which are largely technical, which simplify our theoretical analysis in Section 3. Given a single dataset, these conditions could be met by splitting it into three parts. However in practice we recommend the multiple sample splitting approach described in Section 4.

Using dataset  $(\mathbf{X}_B, \mathbf{Y}_B, \mathbf{T}_B)$  we first construct an estimate of the propensity score of the form  $\hat{\pi}(x) = \psi(x^T \hat{\gamma})$ , where  $\hat{\gamma}$  is an estimate of  $\gamma$ . Our default option, which we use in all our numerical experiments, is  $\ell_1$ -penalised logistic regression (see (22)).

Recall that in order for the modified IPW estimator  $\hat{\tau}$  (3) to be useful, we must choose the correction terms  $\mu_i$  such that the bias is negligible. To study the bias, it is helpful to introduce the oracle estimate

$$\tau_{\text{ORA}} := \frac{1}{n} \sum_{i=1}^n \left( \frac{T_i(Y_i - \mu_i)}{\pi(X_i)} - \frac{(1 - T_i)(Y_i - \mu_i)}{1 - \pi(X_i)} \right), \quad (4)$$

which, as discussed in the previous section, is unbiased given the conditional independence  $\boldsymbol{\mu} \perp\!\!\!\perp \mathbf{T} \mid \mathbf{X}$ . We then have the following decomposition involving  $\tau_{\text{ORA}}$  (see Section B for a derivation):

$$\begin{aligned} \hat{\tau} &= -\frac{1}{n} \sum_{i=1}^n \left( \frac{T_i Y_i}{\hat{\pi}_i \pi_i} - \frac{(1 - T_i) Y_i}{(1 - \hat{\pi}_i)(1 - \pi_i)} - \frac{\mu_i}{\hat{\pi}_i(1 - \hat{\pi}_i)} \right) (\hat{\pi}_i - \pi_i) \\ &\quad + \frac{1}{n} \sum_{i=1}^n (T_i - \pi_i) \left( \frac{\mu_i}{\hat{\pi}_i \pi_i} + \frac{\mu_i}{(1 - \hat{\pi}_i)(1 - \pi_i)} \right) (\hat{\pi}_i - \pi_i) + \tau_{\text{ORA}}. \end{aligned} \quad (5)$$

Here we have written  $\hat{\pi}_i := \hat{\pi}(X_i) = \psi(X_i^T \hat{\gamma})$  and  $\pi_i = \pi(X_i)$  for simplicity. Now provided  $\hat{\gamma}$  is independent of the main dataset, and given  $\boldsymbol{\mu} \perp\!\!\!\perp \mathbf{T} \mid \mathbf{X}$ , the penultimate term has mean zero due to the  $T_i - \pi_i$  factor in each summand. The first term therefore constitutes the bias; its absolute value is approximately

$$\begin{aligned} &\left| \frac{1}{n} \sum_{i=1}^n \left( \frac{T_i Y_i}{\hat{\pi}_i^2} + \frac{(1 - T_i) Y_i}{(1 - \hat{\pi}_i)^2} - \frac{\mu_i}{(1 - \hat{\pi}_i) \hat{\pi}_i} \right) (\hat{\pi}_i - \pi_i) \right| \\ &\approx \left| \frac{1}{n} \sum_{i=1}^n \left( \frac{T_i Y_i}{\hat{\pi}_i^2} + \frac{(1 - T_i) Y_i}{(1 - \hat{\pi}_i)^2} - \frac{\mu_i}{(1 - \hat{\pi}_i) \hat{\pi}_i} \right) \psi'(X_i^T \hat{\gamma}) X_i^T (\hat{\gamma} - \gamma) \right|, \end{aligned} \quad (6)$$

the second approximation following from a Taylor series expansion. Now noting that the logistic function satisfies  $\psi'(u) = \psi(u)\{1 - \psi(u)\}$ , and writing

$$\tilde{Y}_i := \frac{T_i Y_i (1 - \hat{\pi}_i)}{\hat{\pi}_i} + \frac{(1 - T_i) Y_i \hat{\pi}_i}{1 - \hat{\pi}_i}, \quad (7)$$

and  $\tilde{\mathbf{Y}} := (\tilde{Y}_i)_{i=1}^n$ , we have that (6) is

$$\left| \frac{1}{n} \sum_{i=1}^n (\tilde{Y}_i - \mu_i) X_i^T (\hat{\gamma} - \gamma) \right| \leq \frac{1}{n} \|\mathbf{X}^T \tilde{\mathbf{Y}} - \mathbf{X}^T \boldsymbol{\mu}\|_{\infty} \|\hat{\gamma} - \gamma\|_1, \quad (8)$$

using Hölder's inequality. Under relatively weak conditions, we have that with high probability  $\|\hat{\gamma} - \gamma\|_1 \lesssim s\sqrt{\log(p)/n}$  [Van de Geer et al., 2008]. Thus if we can arrange that  $\|\mathbf{X}^T(\tilde{\mathbf{Y}} - \boldsymbol{\mu})\|_\infty/n$  is sufficiently small, the bias should be negligible.

As explained in Section 1.1, in order to maintain unbiasedness of  $\tau_{\text{ORA}}$ ,  $\boldsymbol{\mu}$  should be conditionally independent of  $\mathbf{T}$  given  $\mathbf{X}$ . To ensure this, we construct  $\boldsymbol{\mu}$  as a function of  $\mathbf{X}$  and the auxiliary data, as follows. First observe that for any function  $f : \mathbb{R}^p \rightarrow \mathbb{R}$ ,<sup>1</sup>

$$\|\mathbf{X}^T\{\tilde{\mathbf{Y}} - f(\mathbf{X})\} - \mathbf{X}^T\{\boldsymbol{\mu} - f(\mathbf{X})\}\|_\infty = \|\mathbf{X}^T\tilde{\mathbf{Y}} - \mathbf{X}^T\boldsymbol{\mu}\|_\infty. \quad (9)$$

Given  $f$ , we propose to approximate  $\mathbf{X}^T\{\tilde{\mathbf{Y}} - f(\mathbf{X})\}/n$  via  $\mathbf{X}_A^T\{\tilde{\mathbf{Y}}_A - f(\mathbf{X}_A)\}/n_A$ . Here  $\tilde{\mathbf{Y}}_A$  is the equivalent of  $\tilde{\mathbf{Y}}$  but with  $Y_i$  and  $T_i$  in definition (7) replaced by  $Y_{A,i}$  and  $T_{A,i}$  for  $i = 1, \dots, n_A$ ; for later use, we similarly define  $\tilde{\mathbf{Y}}_B$ . We may then choose  $\boldsymbol{\mu}$  to satisfy the constraint

$$\left\| \frac{1}{n_A} \mathbf{X}_A^T \{\tilde{\mathbf{Y}}_A - f(\mathbf{X}_A)\} - \frac{1}{n} \mathbf{X}^T \{\boldsymbol{\mu} - f(\mathbf{X})\} \right\|_\infty \leq \eta. \quad (10)$$

Under reasonable sub-Gaussianity conditions (see assumptions 4 and 3),

$$\left\| \frac{1}{n_A} \mathbf{X}_A^T \{\tilde{\mathbf{Y}}_A - f(\mathbf{X}_A)\} - \frac{1}{n} \mathbf{X}^T \{\tilde{\mathbf{Y}} - f(\mathbf{X})\} \right\|_\infty \leq c \sqrt{\frac{\log(p)}{\min(n, n_A)}} \quad (11)$$

with high probability, for a constant  $c > 0$ . Thus assuming  $n_A \gtrsim n$ , choosing  $\eta \asymp \sqrt{\log(p)/n}$  should ensure that the bias is of order

$$\sqrt{\frac{\log p}{n}} \times s \sqrt{\frac{\log p}{n}} = s \frac{\log p}{n} \ll \frac{1}{\sqrt{n}}$$

under a sparsity condition of the form  $s \ll \sqrt{n}/\log p$ . Note that with high probability  $\tilde{\mathbf{Y}}$  will be feasible for (10) so the constraint set will be non-empty.

The constant  $c$  in (11) will be related to the variance of  $X_{ij}\{\tilde{Y}_i - f(X_i)\}$ , which is minimised over functions  $f$  by  $f(X_i) = \mathbb{E}(\tilde{Y}_i|X_i)$ . This suggests choosing  $f = \tilde{f}$  where  $\tilde{f}$  is the fitted regression function from regressing  $\tilde{\mathbf{Y}}_B$  onto  $\mathbf{X}_B$ .

Constraint (10) does not uniquely identify  $\boldsymbol{\mu}$ ; we would thus like to pick an element of the constraint set so the variance of the estimator is small. Now  $\text{Var}(\hat{\tau}) \approx \text{Var}(\tau_{\text{ORA}})$  and the  $i$ th summand of  $\hat{\tau}_{\text{ORA}}$  may be written as

$$\hat{\tau}_{\text{ORA},i} := \frac{(T_i - \pi_i)(Y_i - \mu_i)}{\pi_i(1 - \pi_i)}.$$

Let

$$\mu_{i,\text{ORA}} := \mathbb{E}(\tilde{Y}_{\text{ORA},i}|X_i) \quad (12)$$

where  $\tilde{Y}_{\text{ORA},i}$  is the equivalent of  $\tilde{Y}_i$  (7) but with  $\hat{\pi}_i$  replaced by  $\pi(X_i)$ . We then have the following result.

**Lemma 1.** *The function  $\mu_i$  of  $X_1, \dots, X_n$  that minimises  $\text{Var}(\hat{\tau}_{\text{ORA},i})$  is  $\mu_i(X_1, \dots, X_n) = \mu_{i,\text{ORA}}$ .*

<sup>1</sup>We use the convention that a function  $g : \mathbb{R}^p \rightarrow \mathbb{R}$  applied to a matrix  $\mathbf{M} \in \mathbb{R}^{m \times p}$  is the vector formed from applying  $g$  to each row of  $\mathbf{M}$ , that is,  $g(\mathbf{M}) := (g(M_i))_{i=1}^m$  where  $M_i \in \mathbb{R}^p$  is the  $i$ th row of  $\mathbf{M}$ .

This suggests we should encourage  $\mu_i$  to be close to  $\mathbb{E}(\tilde{Y}_{\text{ORA},i}|X_i)$ ; however directly regressing  $\tilde{\mathbf{Y}}$  on  $\mathbf{X}$  would violate our requirement that  $\boldsymbol{\mu} \perp \mathbf{T} \mid \mathbf{X}$ . Instead we propose to make use of  $f$  once more and pick  $\boldsymbol{\mu} = \hat{\boldsymbol{\mu}}$  as the solution to the following convex quadratic program:

$$\begin{aligned} \hat{\boldsymbol{\mu}} &= \operatorname{argmin}_{\boldsymbol{\mu} \in \mathbb{R}^n} \frac{1}{n} \|\tilde{f}(\mathbf{X}) - \boldsymbol{\mu}\|_2^2 \\ \text{subject to } & \left\| \frac{1}{n_A} \mathbf{X}_A^T \{\tilde{\mathbf{Y}}_A - \tilde{f}(\mathbf{X}_A)\} - \frac{1}{n} \mathbf{X}^T \{\boldsymbol{\mu} - \tilde{f}(\mathbf{X})\} \right\|_\infty \leq \eta. \end{aligned} \quad (13)$$

When no feasible  $\hat{\boldsymbol{\mu}}$  exists, we simply set  $\hat{\boldsymbol{\mu}} = \mathbf{0}$ . With this we can define the basic version of our debiased inverse probability weighting estimator  $\hat{\tau}_{\text{DIPW}}$ :

$$\hat{\tau}_{\text{DIPW}} := \frac{1}{n} \sum_{i=1}^n \left( \frac{T_i(Y_i - \hat{\mu}_i)}{\hat{\pi}_i} - \frac{(1 - T_i)(Y_i - \hat{\mu}_i)}{1 - \hat{\pi}_i} \right). \quad (14)$$

The choice of regression method to produce  $\tilde{f}$  will affect the variance of the final estimator and the constant multiplying the bias term, but not rate at which the bias decays. Importantly there is no need for  $\tilde{f}(X_i)$  to genuinely approximate  $\tilde{Y}_i$  or  $\tilde{Y}_{i,\text{ORA}}$  and even the simple choice  $\tilde{f}(x) \equiv 0$  will result in  $1/\sqrt{n}$  rates for estimating  $\tau$ . For our experiments we determined  $\tilde{f}$  via the Lasso, which gave good empirical performance in a variety of settings.

In the following section, we present some theoretical properties of  $\hat{\tau}_{\text{DIPW}}$  before describing a multi-sample splitting version in Section 4 that does not require auxiliary datasets and is the default version we recommend using in practice.

### 3 Theoretical properties

In this section, we investigate some theoretical properties of the basic debiased IPW estimator  $\hat{\tau}_{\text{DIPW}}$  (14); in particular we show via a Berry–Esseen bound that it is approximately Gaussian about the average treatment effect conditioned on the covariates (Theorem 2), with a variance that decays at the optimal  $1/n$  rate. We use this to construct confidence intervals with finite sample coverage guarantees (Theorem 3). We further show that  $\hat{\tau}_{\text{DIPW}}$  concentrates around the (unconditional) average treatment effect parameter  $\tau$  at the optimal  $1/n$  rate (Theorem 4). A noteworthy feature of the results is that they require essentially no assumptions on the complexity of the regression functions that might allow them to be estimable, and quantify the price to pay this which manifests itself as a constant factor inflation of the variance of the estimator.

In addition to the unconfoundedness, overlap and propensity score model assumptions (assumptions 1 and 2), it will be convenient to make the following assumptions about the distribution of the high-dimensional confounders  $X$  and the potential outcomes  $Y(0), Y(1)$ .

**Assumption 3.** The potential outcomes  $Y(0), Y(1)$  are sub-Gaussian random variables, so there exists  $\sigma_Y > 0$  such that  $\mathbb{E}(\exp[\alpha\{Y(t) - \mathbb{E}(Y(t))\}]) \leq \exp(\alpha^2\sigma_Y^2/2)$  for all  $\alpha \in \mathbb{R}$  and  $t = 0, 1$ . Furthermore we assume there exists a constant  $m_Y > 0$  such that  $\max_{t=0,1} |\mathbb{E}Y(t)| \leq m_Y$ .

**Assumption 4.** The first component of  $X$  is 1, representing an intercept term. Denoting by  $Z \in \mathbb{R}^{p-1}$  the remaining components of  $X$ , we assume  $Z$  is sub-Gaussian with  $\mathbb{E}Z = 0$ , so there exists  $\sigma_Z > 0$  such that for each  $u \in \mathbb{R}^{p-1}$  with  $\|u\|_2 = 1$ , and for all  $\alpha \in \mathbb{R}$ ,  $\mathbb{E}\{\exp(\alpha u^T Z)\} \leq \exp(\alpha^2\sigma_Z^2/2)$ .

The assumption that  $\mathbb{E}Z = 0$  above is here only made for simplicity and is not essential for our main arguments. The sub-Gaussianity of  $Z$  then implies in particular that the largest eigenvalue of  $\text{Var}(Z)$  is bounded. We also assume that  $p$  is not too large compared to  $n$ , as is typical in the high-dimensional statistics literature, and also place a lower bound on  $p$  and  $s$  to simplify the statements of the results to follow.

**Assumption 5.** There exists a sequence  $(a_n)_{n=1}^\infty$  with  $\lim_{n \rightarrow \infty} a_n = 0$  such that  $\log(p)/n = a_n$ . Furthermore  $p \geq 2$  and  $s \geq 1$ .

There are two potential targets we may be interested in estimating using  $\hat{\tau}_{\text{DIPW}}$ : the first is the average treatment effect  $\tau = \mathbb{E}\{Y(1) - Y(0)\}$ , and the second is a version conditional on the observed covariates

$$\bar{\tau} := \frac{1}{n} \sum_{i=1}^n \mathbb{E}\{Y_i(1) - Y_i(0) | X_i\}. \quad (15)$$

In order to present our results on the estimation of these quantities, we first introduce the following notation. Let us write

$$r_t(x) = \mathbb{E}\{Y(t) | X = x\}, \quad \varepsilon_i(t) = Y_i(t) - r_t(X_i), \quad t = 0, 1,$$

so  $r_0$  and  $r_1$  are the response functions under control and treatment conditions respectively. Additionally we write  $\varepsilon(t) := Y(t) - r_t(X)$ . Let  $\mathcal{D} = (\mathbf{X}, \mathbf{X}_A, \mathbf{Y}_A, \mathbf{T}_A, \hat{\gamma}, \tilde{f})$ . Define the event  $\Omega(c_\gamma, c_{\tilde{f}}, c_{\hat{\pi}})$  depending on constants  $c_\gamma, c_{\tilde{f}} > 0$  and  $c_{\hat{\pi}} \in (0, 1/2]$  to be such that

- (i)  $\|\hat{\gamma} - \gamma\|_1 \leq c_\gamma s \sqrt{\log(p)/n}$  and  $\|\hat{\gamma} - \gamma\|_2 \leq c_\gamma \sqrt{s \log(p)/n}$ ;
- (ii)  $c_{\hat{\pi}} \leq \hat{\pi}_i \leq 1 - c_{\hat{\pi}}$  for all  $i = 1, \dots, n$ ;
- (iii)  $\mathbb{E}(\exp[\alpha\{\tilde{f}(X) - \mathbb{E}\{\tilde{f}(X) | \tilde{f}\}\}] | \tilde{f}) \leq \exp(\alpha^2 c_{\tilde{f}}^2 / 2)$  for all  $\alpha \in \mathbb{R}$ , and  $|\mathbb{E}\{\tilde{f}(X) | \tilde{f}\}| < c_{\tilde{f}}$ .

Our results will require that this event occurs with high probability. If  $\hat{\gamma}$  is the output of a Lasso logistic regression, we are guaranteed that (i) occurs with high probability under appropriate conditions on  $X$  [Van de Geer et al., 2008] and similarly for (ii) for which a sufficient (but not necessary) condition is the sparsity requirement of Assumption 6 (see Lemma 14 in the appendix). Condition (iii) requires  $\tilde{f}(X)$  to be conditionally sub-Gaussian with bounded conditional mean. This is always satisfied when  $\tilde{f}$  is the constant function taking a value at most  $\sqrt{c_{\tilde{f}}}$ , but can be expected to occur with high probability in far greater generality.

In order to state our first result concerning estimation of  $\bar{\tau}$ , it will be convenient to define the following quantities:

$$\begin{aligned} \sigma_\mu^2 &:= \frac{1}{n} \sum_{i=1}^n \frac{(\hat{\mu}_i - \mu_{\text{ORA},i})^2}{\pi_i(1 - \pi_i)} \\ \bar{\sigma}^2 &:= \frac{1}{n} \sum_{i=1}^n \left( \frac{\mathbb{E}\{\varepsilon_i(1)^2 | X_i\}}{\pi_i} + \frac{\mathbb{E}\{\varepsilon_i(0)^2 | X_i\}}{1 - \pi_i} \right) \\ \bar{\rho}^3 &:= \frac{1}{n} \sum_{i=1}^n [\mathbb{E}\{|\varepsilon_i(1)|^3 | X_i\} + \mathbb{E}\{|\varepsilon_i(0)|^3 | X_i\}]. \end{aligned}$$



We will see that  $\sigma_\mu^2$  is a term by which the asymptotic mean-squared error (MSE) of  $\hat{\tau}_{\text{DIPW}}$  is increased beyond the optimal MSE  $\bar{\sigma}^2$  attainable with oracular knowledge of  $\pi$ ,  $r_0$  and  $r_1$ . The quantity  $\bar{\rho}^3$  plays a role in bounding the rate of convergence of  $\sqrt{n}(\hat{\tau}_{\text{DIPW}} - \bar{\tau})$  to a Gaussian distribution, as we see below.

**Theorem 2.** *Let  $\hat{\tau}_{\text{DIPW}}$  be the estimator (14) where  $\hat{\mu} \in \mathbb{R}^n$  is constructed via (13) with tuning parameter  $\eta = c_\eta \sqrt{\log(p)/n}$  and constant  $c_\eta > 0$  is sufficiently large. Suppose Assumptions 1–5 hold. Then we have the decomposition*

$$\sqrt{n}(\hat{\tau}_{\text{DIPW}} - \bar{\tau}) = \delta + \sqrt{\sigma_\mu^2 + \bar{\sigma}^2} \zeta$$

in which given constants  $c_1, c_2, c_{\tilde{f}} > 0$ ,  $c_{\hat{\pi}} \in (0, \frac{1}{2}]$  and  $m \in \mathbb{N}$ , we have that  $\delta$  and  $\zeta$  satisfy the following properties:

(i) there exist constants<sup>2</sup>  $c_\delta, c > 0$  such that

$$\mathbb{P}\left(\delta > c_\delta(s + \sqrt{s \log n}) \frac{\log p}{\sqrt{n}}\right) \leq \mathbb{P}(\Omega^c(c_\gamma, c_{\tilde{f}}, c_{\hat{\pi}})) + c(p^{-m} + n^{-m}); \quad (16)$$

(ii) there exists constant  $c_\zeta > 0$  such that

$$\sup_{t \in \mathbb{R}} |\mathbb{P}(\zeta \leq t | \mathcal{D}) - \Phi(t)| \leq \frac{c_\zeta \sigma_\mu^2 \|\hat{\mu} - \mu_{\text{ORA}}\|_\infty + \bar{\rho}^3}{\sqrt{n} (\sigma_\mu^2 + \bar{\sigma}^2)^{3/2}}. \quad (17)$$

Note that  $\|\hat{\mu} - \mu_{\text{ORA}}\|_\infty \leq \|\hat{\mu}\|_\infty + \|\mu_{\text{ORA}}\|_\infty$ . It is straightforward to show that  $\|\mu_{\text{ORA}}\|_\infty = O_P(\sqrt{\log n})$  so the right-hand side of (17) is small whenever  $\|\hat{\mu}\|_\infty / \sqrt{n}$  is small. We can easily include a constraint on  $\|\hat{\mu}\|_\infty$  in our convex quadratic program (13); however our experience in practice is that typically  $\|\hat{\mu}\|_\infty / \sqrt{n} \ll 1$  so the additional constraint appears unnecessary. Under reasonable conditions, we can expect that the ratio  $\bar{\rho}^3 / \bar{\sigma}^3$  is bounded with high probability: for example if the errors  $(\varepsilon(0), \varepsilon(1))$  are independent of  $X$ , the ratio is up to a constant factor bounded above by

$$\frac{\mathbb{E}\{|\varepsilon(0)|^3\} + \mathbb{E}\{|\varepsilon(1)|^3\}}{[\mathbb{E}\{\varepsilon(0)^2\}]^{3/2} + [\mathbb{E}\{\varepsilon(1)^2\}]^{3/2}}.$$

Informally then, Theorem 2 says that provided the sparsity level  $s$  is small compared to  $\sqrt{n}/\log p$ , the distribution of  $\hat{\tau}_{\text{DIPW}}$  conditional on the auxiliary data  $\mathbf{X}$  and  $\hat{\gamma}$  is approximately Gaussian with mean  $\bar{\tau}$  and variance  $(\bar{\sigma}^2 + \sigma_\mu^2)/n$ . Sparsity is not explicitly required here, but impacts our bound on  $\delta$ . We can show (see (44) in the Appendix) that there exist constants  $c, c_\mu > 0$  such that  $\sigma_\mu^2 \leq c_\mu$  with probability at least  $1 - \mathbb{P}(\Omega^c(c_\gamma, c_{\tilde{f}}, c_{\hat{\pi}})) + c(p^{-m} + n^{-m})$ . Thus even if  $\tilde{f}$  does a poor job at estimating  $\mathbb{E}(\tilde{Y}_{\text{ORA}} | X = \cdot)$ , the estimation error of  $\hat{\tau}_{\text{DIPW}}$  decays at the parametric  $1/\sqrt{n}$  rate.

If we do make an explicit sparsity assumption (Assumption 6), we can control the bias term  $\delta$  such that it is dominated by the variance. We can then use Theorem 2 as the basis for

<sup>2</sup>Here and below, the constants in the conclusions of our results may depend upon quantities introduced as constants in the relevant conditions for these results.



construction of confidence intervals for  $\bar{\tau}$  as follows. Observe that  $\hat{\tau}_{\text{DIPW}}$  (14) is an empirical average of quantities of the form

$$\frac{T_i(Y_i - \hat{\mu}_i)}{\hat{\pi}_i} - \frac{(1 - T_i)(Y_i - \hat{\mu}_i)}{1 - \hat{\pi}_i}.$$

Denoting by  $\hat{\sigma}^2$  the corresponding empirical variance,

$$\hat{\sigma}^2 := \frac{1}{n} \sum_{i=1}^n \left( \frac{T_i(Y_i - \hat{\mu}_i)}{\hat{\pi}_i} - \frac{(1 - T_i)(Y_i - \hat{\mu}_i)}{1 - \hat{\pi}_i} - \hat{\tau}_{\text{DIPW}} \right)^2, \quad (18)$$

we can construct an approximate  $1 - \alpha$  confidence interval  $\hat{C}_\alpha$  via

$$\hat{C}_\alpha := \left[ \hat{\tau}_{\text{DIPW}} - \frac{\hat{\sigma}}{\sqrt{n}} z_\alpha, \hat{\tau}_{\text{DIPW}} + \frac{\hat{\sigma}}{\sqrt{n}} z_\alpha \right], \quad (19)$$

where  $z_\alpha$  is the upper  $\alpha/2$  point of a standard Gaussian distribution. Theorem 3 formalises the coverage properties of the interval  $\hat{C}_\alpha$ . In addition to the sparsity condition below, we also make the mild assumption that the variances of the errors  $\varepsilon(0), \varepsilon(1)$  are bounded away from zero.

**Assumption 6.** There exists a sequence  $(b_n)_{n=1}^\infty$  with  $\lim_{n \rightarrow \infty} b_n = 0$  such that  $s = b_n \sqrt{n} / \log p$ .

**Assumption 7.** There exists  $\sigma_\varepsilon > 0$  such that  $\min_{t=0,1} \text{Var}(\varepsilon(t)) \geq \sigma_\varepsilon^2$ .

**Theorem 3.** Consider the setup of Theorem 2 and in addition suppose that Assumptions 6 and 7 hold. Let the confidence interval  $\hat{C}_\alpha$  be as in (19). Given constants  $c_\gamma, c_{\bar{f}}, c_\varepsilon > 0, c_{\hat{\pi}} \in (0, \frac{1}{2}]$  and  $m \in \mathbb{N}$ , there exist constants  $c, c_\zeta > 0$  such that with probability at least

$$1 - \mathbb{P}(\Omega^c(c_\gamma, c_{\bar{f}}, c_{\hat{\pi}})) - c(n^{-m} + p^{-m}),$$

we have for all  $\alpha \in (0, 1]$  the coverage guarantee

$$\mathbb{P}(\bar{\tau} \in \hat{C}_\alpha \mid \mathcal{D}) \geq 1 - \alpha - c_\zeta \left( \|\hat{\boldsymbol{\mu}} - \boldsymbol{\mu}_{\text{ORA}}\|_\infty \sqrt{\frac{\log n}{n}} + \frac{\sqrt{b_n \log p \log n}}{n^{1/4}} + b_n + p^{-m} \right). \quad (20)$$

We see that with high probability,  $\mathcal{D}$  is such that the confidence interval has coverage approximately  $1 - \alpha$ . We can also take expectations on both sides of (20) to obtain a more conventional unconditional coverage guarantee, though without conditioning on  $\mathbf{X}$ , the target ‘parameter’  $\bar{\tau}$  is not fixed.

If  $\mathbf{X}$  is not considered to be deterministic, a more appropriate target parameter is  $\tau$ . Theorem 4 below gives guarantees on the error in estimating this using  $\hat{\tau}_{\text{DIPW}}$ . In order to state our result, we introduce the following quantities:

$$\begin{aligned} \sigma^2 &:= \text{Var} \left( r_1(X) - r_0(X) - \tau + \frac{T\varepsilon(1)}{\pi(X)} + \frac{(1-T)\varepsilon(0)}{1-\pi(X)} \right), \\ \rho^3 &:= \mathbb{E} \left| r_1(X) - r_0(X) - \tau + \frac{T\varepsilon(1)}{\pi(X)} + \frac{(1-T)\varepsilon(0)}{1-\pi(X)} \right|^3. \end{aligned}$$

**Theorem 4.** Consider the setup of Theorem 2. We have the decomposition

$$\sqrt{n}(\hat{\tau}_{DIPW} - \tau) = \delta + \sigma_\mu \zeta_1 + \sigma \zeta_2 \quad (21)$$

and given constants  $c_\gamma, c_{\bar{f}} > 0$ , and  $c_{\bar{\pi}} \in (0, 1/2]$ , we have that  $\delta$ ,  $\zeta_1$  and  $\zeta_2$  satisfy the following properties:

(i)  $\delta$  satisfies (i) of Theorem 2;

(ii) there exists constants  $c_{\zeta_1}, c_{\zeta_2}$  such that

$$\begin{aligned} \sup_{t \in \mathbb{R}} |\mathbb{P}(\zeta_1 \leq t | \mathcal{D}) - \Phi(t)| &\leq \frac{c_{\zeta_1}}{\sqrt{n}} \frac{\|\hat{\boldsymbol{\mu}} - \boldsymbol{\mu}_{\text{ORA}}\|_\infty}{\sigma_\mu}, \\ \sup_{t \in \mathbb{R}} |\mathbb{P}(\zeta_2 \leq t) - \Phi(t)| &\leq \frac{c_{\zeta_2}}{\sqrt{n}} \frac{\rho^3}{\sigma^{3/2}}; \end{aligned}$$

(iii)  $\mathbb{E}(\zeta_1 \zeta_2 | \mathcal{D}) = 0$ .

Theorem 4 says that  $\hat{\tau}_{DIPW}$  concentrates around  $\tau$  at the optimal  $\sqrt{n}$  rate. Moreover the uncorrelatedness property (iii) implies that the MSE satisfies

$$\begin{aligned} n\mathbb{E}\{(\hat{\tau}_{DIPW} - \tau)^2\} &= n\mathbb{E}[\mathbb{E}\{(\hat{\tau}_{DIPW} - \tau)^2 | \mathcal{D}\}] \\ &\approx \mathbb{E}\sigma_\mu^2 + \sigma^2. \end{aligned}$$

Note that  $\sigma^2$  is the semiparametric efficient variance bound based on a dataset of size  $n$  achieved for example by augmented inverse propensity score weighting when  $r_0, r_1$  and  $\pi$  are all estimable at sufficiently fast rates. The term  $\mathbb{E}\sigma_\mu^2$  may therefore be viewed as the price for not assuming  $r_0$  and  $r_1$  are estimable. Indeed, if they were, the  $\hat{\mu}_i$  could be expected to converge to  $\mu_{\text{ORA},i}$  for each  $i$  such that  $\mathbb{E}\sigma_\mu^2$  tends to 0.

We also remark that the decomposition (21) is not quite an asymptotic normality result as whilst  $\sigma \zeta_2$  is marginally Gaussian,  $\sigma_\mu \zeta_1$  is only conditionally Gaussian given  $\mathcal{D}$ : marginally it is a mixture of mean-zero Gaussians with variances determined by the distribution of  $\sigma_\mu^2$ . This latter distribution is intractable without assumptions on  $r_0$  and  $r_1$ , which we are avoiding here.

One unsatisfactory aspect of the setup here from a practical perspective, is that the results and indeed the method require the use of an auxiliary dataset. In the next section we introduce a multiple sample splitting scheme that avoids this issue.

## 4 Debiased IPW: multiple sample splitting

In this section we describe a variant of the basic debiased inverse propensity weighting scheme introduced in Section 2 that in particular avoids the use of an auxiliary dataset through multiple sample splitting, and is the version we recommend using in practice. The approach is summarised in Algorithm 1 and we denote the resulting estimate by  $\hat{\tau}_{\text{mDIPW}}$  for multiple sample-splitting DIPW. Below we discuss the various steps taken in the algorithm.

Steps 1 and 2 of Algorithm 1 produce estimates of the propensity score and  $\boldsymbol{\mu}_{\text{ORA}}$  (12), though as indicated in Theorems 2 and 4, the latter estimate can be poor without affecting convergence properties of the final estimator for the average treatment effect. Unlike the basic

---

**Algorithm 1** DIPW with multiple sample splitting
 

---

**Input:** Dataset  $(\mathbf{X}, \mathbf{Y}, \mathbf{T})$  with  $n$  observations, where  $\mathbf{X}$  has first column a vector of ones representing an intercept; number of splits  $B$ ; tuning parameter  $\kappa > 0$  (default choice  $\kappa = 0.5$ ).

**Output:** Estimate  $\hat{\tau}_{\text{mDIPW}}$  for the average treatment effect.

1. Estimate the propensity score parameter  $\gamma$  via a penalised logistic regression of  $\mathbf{T}$  on  $\mathbf{X}$ , e.g.

$$\hat{\gamma} := \operatorname{argmin}_{b \in \mathbb{R}^p} \left( \frac{1}{n} \sum_{i=1}^n [\log\{1 + \exp(X_i^T b)\} - T_i X_i^T b] + \lambda_\gamma \sum_{j=2}^p |b_j| \right) \quad (22)$$

where  $\lambda_\gamma$  is chosen by cross-validation.

2. Writing  $\hat{\pi}_i = 1/(1 + \exp(-X_i^T \hat{\gamma}))$ , form  $\tilde{\mathbf{Y}}$  according to (7) and regress this onto  $\mathbf{X}$  using any pre-specified regression procedure to produce fitted regression function  $\tilde{f} : \mathbb{R}^p \rightarrow \mathbb{R}$ , e.g. perform

$$\hat{\beta} := \operatorname{argmin}_{b \in \mathbb{R}^p} \left( \|\tilde{\mathbf{Y}} - \mathbf{X}b\|_2^2/n + \lambda_{\tilde{f}} \sum_{j=2}^p |b_j| \right)$$

$$\tilde{f}(x) := x^T \hat{\beta},$$

where  $\lambda_{\tilde{f}}$  is selected by cross-validation.

3. Choose pairs of subsets  $\{(I_{2b-1}, I_{2b}) : b = 1, \dots, B\}$  of  $\{1, \dots, n\}$  where  $|I_{2b}| = \lfloor n/2 \rfloor$  and  $I_{2b-1} = I_{2b}^c$ . Let  $n_k := |I_k|$  and  $n_k^c := |I_k^c|$ . Construct for  $k = 1, \dots, 2B$  bias correction vectors  $\check{\boldsymbol{\mu}}_k \in \mathbb{R}^{n_k}$ , which we shall index by elements of  $I_k$ , via the following steps:

**3a.** Writing  $m_{k,j} := \sum_{i \in I_k} X_{ij}/n_k$  and  $m_{k,j}^c := \sum_{i \in I_k^c} X_{ij}/n_k^c$  for  $j = 1, \dots, p$ , form a mean-centred version  $\mathbf{X}^m$  of  $\mathbf{X}$  via  $X_{ij}^m := X_{ij} - m_{k,j}$  for  $i \in I_k$  and  $X_{ij}^m := X_{ij} - m_{k,j}$  for  $i \in I_k^c$ .

**3b.** Let  $\check{\boldsymbol{\mu}}_k$  be the minimiser over  $\boldsymbol{\mu} \in \mathbb{R}^{n_k}$  of

$$\frac{1 - \kappa}{\kappa n_k^2} \sum_{i \in I_k} \{\tilde{f}(X_i) - \mu_i\}^2 + \max_{j=1, \dots, p} \left| \frac{1}{n_k} \sum_{i \in I_k} X_{ij}^m (\mu_i - \tilde{f}(X_i)) - \frac{1}{n_k^c} \sum_{i \in I_k^c} X_{ij}^m (\hat{Y}_i - \tilde{f}(X_i)) \right|^2; \quad (23)$$

**3c.** For all  $i \in I_k$ , set  $\check{\mu}_{ki} := \check{\mu}_{ki} + \frac{1}{n_k} \sum_{l \in I_k} (\hat{Y}_l - \tilde{f}(X_l))$ .

4. For  $b = 1, \dots, B$ : define  $\hat{\boldsymbol{\mu}}_b \in \mathbb{R}^n$  by  $\hat{\mu}_{bi} = \check{\mu}_{(2b-1)i}$  when  $i \in I_{2b-1}$  and  $\hat{\mu}_{bi} = \check{\mu}_{(2b)i}$  when  $i \in I_{2b}$ ; set

$$\hat{\tau}_b := \sum_{i=1}^n \frac{T_i(Y_i - \hat{\mu}_{bi})}{\hat{\pi}_i} / \sum_{i=1}^n \frac{T_i}{\hat{\pi}_i} - \sum_{i=1}^n \frac{(1 - T_i)(Y_i - \hat{\mu}_{bi})}{1 - \hat{\pi}_i} / \sum_{i=1}^n \frac{1 - T_i}{1 - \hat{\pi}_i}.$$

$$\hat{\tau}_{\text{mDIPW}} := \frac{1}{B} \sum_{b=1}^B \hat{\tau}_b.$$


---

DIPW method presented in Section 2, these are not constructed on auxiliary datasets but instead are computed using all available data. Whilst this introduces some dependence that makes theoretical analysis more problematic, our experience is that the empirical performance is improved.

Step 3 however does attempt to mimic the use of auxiliary datasets through sample splitting. This ensures that the conditional independence  $\hat{\boldsymbol{\mu}}_k \perp\!\!\!\perp (T_i)_{i \in I_k} \mid (X_i)_{i \in I_k}$  guaranteeing unbiasedness given oracle propensity scores (see Section 1.1), holds at least approximately. The subsets  $I_1, I_3, \dots, I_{2B-1}, I_{2B}$  may be chosen uniformly at random, or in a deterministic fashion, for example according to the rows of Hadamard matrices, to keep them well-separated.

Analogously to Athey et al. [2018], we use a Lagrangian formulation (23) of our original convex program (13) as this is more convenient to optimise; we use the interior point solver `mosek` [ApS, 2019] in our implementation. The centring and re-centring steps performed in steps 3a and 3c respectively are almost equivalent to introducing the constraint that

$$\frac{1}{n} \sum_{i=1}^n \check{\mu}_{ki} = \frac{1}{n} \sum_{i=1}^n \tilde{Y}_i,$$

and so the first component of (9) corresponding to the intercept term is exactly zero. This is beneficial as then the estimation error of the intercept term, which may be large, does not contribute to the LHS of (8). The downside of this is that some additional dependence is introduced between  $\check{\boldsymbol{\mu}}_k$  and  $\tilde{\mathbf{Y}}$  which can introduce some further bias; however our experience is that in practice the dependence is sufficiently weak that it is not problematic.

Finally in step 4, we employ the standard practice of renormalising the propensity score weights [Imbens, 2004, Lunceford and Davidian, 2004], and take as our final estimator a simple average over the estimates corresponding to the different sample-splits.

## 5 Extensions

Here we outline approaches to constructing confidence intervals centred on  $\hat{\tau}_{\text{mDIPW}}$  and estimation of heterogeneous treatment effects.

### 5.1 Confidence intervals

Theorem 2 indicates that each  $\hat{\tau}_b$  should be approximately Gaussian about  $\bar{\tau}$ , but with potentially different variances. The variance of the aggregate  $\hat{\tau}_{\text{mDIPW}}$  may be approximately bounded above as follows:

$$\begin{aligned} \text{Var}\left(\frac{1}{B} \sum_{b=1}^B \hat{\tau}_b \mid \mathbf{X}\right) &\approx \mathbb{E}\left\{\left(\frac{1}{B} \sum_{b=1}^B (\hat{\tau}_b - \bar{\tau})\right)^2 \mid \mathbf{X}\right\} \\ &\leq \mathbb{E}\left(\frac{1}{B} \sum_{b=1}^B (\hat{\tau}_b - \bar{\tau}_b)^2 \mid \mathbf{X}\right) \\ &\approx \frac{1}{B} \sum_{b=1}^B \text{Var}(\hat{\tau}_b \mid \mathbf{X}), \end{aligned}$$

where the inequality in the second line follows from Jensen's inequality. The variances  $\text{Var}(\hat{\tau}_b \mid \mathbf{X})$  may be estimated using (18). Writing  $(\hat{\sigma}_b^2)_{b=1}^B$  for these estimates, the argument

above suggests approximating the variance of  $\hat{\tau}_{\text{mDIPW}}$  by the average  $\hat{\sigma}_m^2 := \sum_{b=1}^B \hat{\sigma}_b^2 / B$ . Whilst each individual  $\hat{\tau}_b$  may be Gaussian, we cannot be sure that the average will be. Empirically however, we have found that confidence intervals constructed analogously to (19) but centred on  $\hat{\tau}_{\text{mDIPW}}$  and taking the variance as the approximate upper bound  $\hat{\sigma}_m^2$  have good coverage. For example, the settings corresponding to (g), (h) and (i) in Figure 1 in Section 6.1, we see that the coverage of nominal 95% confidence intervals is 99%, 96% and 80% respectively. The low empirical coverage in the final setting (i) is expected as the propensity score is close to dense, and so the bias of  $\hat{\tau}_{\text{mDIPW}}$  is large due to the difficulty in estimating the propensity score.

## 5.2 Heterogeneous treatment effects

Our debiased inverse propensity score estimator estimates the average treatment effect  $\mathbb{E}(\Delta(X)) = \tau$ , where  $\Delta := r_1 - r_0$  is the conditional average treatment effect, which captures any heterogeneity in the treatment effect. In many settings it is helpful to estimate other properties of  $\Delta$ . Let  $W = g(X) \in \mathbb{R}^d$  be a function of  $X \in \mathbb{R}^p$ , where  $d \ll p$ . We consider here estimating the linear projection of  $\Delta(X)$  onto  $W$ ;  $W$  could for example be the first few principal components of  $X$ , a collection of best estimates of the heterogeneous treatment effect function, or a subset of variables of special interest. Estimation of such linear projections of the potentially highly complex function  $\Delta$  was advocated in Chernozhukov et al. [2018b] in the context where the propensity score is known exactly. In this section we outline an approach for estimating  $\beta := \{\mathbb{E}(WW^T T)\}^{-1} \mathbb{E}\{\delta(X)W\}$ . Note that the problem of average treatment effect estimation we have studied so far, may be seen as a special case of this by taking  $W = X_1 \equiv 1$  and thus considering the projection onto an intercept term.

Let  $W_i := g(X_i)$  and  $W_{A,i} := g(X_{A,i})$ . Observe that

$$\Delta(X) = \mathbb{E} \left( \frac{TY}{\pi(X)} - \frac{(1-T)Y}{1-\pi(X)} \mid X \right).$$

This suggests estimating  $\beta$  using least squares regression via

$$\hat{\beta} = \operatorname{argmin}_{b \in \mathbb{R}^d} \frac{1}{n} \sum_{i=1}^n \left( \frac{T_i(Y_i - \mu_i)}{\hat{\pi}_i} - \frac{(1-T_i)(Y_i - \mu_i)}{1 - \hat{\pi}_i} - W_i^T b \right)^2,$$

with  $\mu \in \mathbb{R}^n$  playing a bias correcting role as before. The main bias terms that we would need to control are analogous versions of equation (8) where the  $i$ th summand is weighted by  $W_{ij}$  for each  $j = 1, \dots, d$ :

$$\max_{j=1, \dots, d} \left| \frac{1}{n} \sum_{i=1}^n W_{ij} (\tilde{Y}_i - \mu_i) X_i^T (\hat{\gamma} - \gamma) \right| \leq \max_{j=1, \dots, d} \left\| \frac{1}{n} \sum_{i=1}^n W_{ij} (\tilde{Y}_i - \mu_i) X_i \right\|_{\infty} \|\hat{\gamma} - \gamma\|_1;$$

the inequality follows from Hölder's inequality as before. We should thus seek to choose  $\mu \in \mathbb{R}^n$  such that the first term on the RHS is small. In analogy with (10), we may pick  $\mu = \hat{\mu}$  given by

$$\begin{aligned} \hat{\mu} &= \operatorname{argmin}_{\mu \in \mathbb{R}^n} \frac{1}{n} \|\tilde{f}(\mathbf{X}) - \mu\|_2^2 \\ \text{subject to } \max_{j=1, \dots, d} \left\| \frac{1}{n_A} \sum_{i=1}^{n_A} W_{A,ij} \{\tilde{Y}_{A,i} - \tilde{f}(X_{A,i})\} X_{A,i} - \frac{1}{n} \sum_{i=1}^n W_{ij} \{\mu_i - \tilde{f}(X_i)\} X_i \right\|_{\infty} &\leq \eta. \end{aligned} \tag{24}$$

If we are willing to assume that  $\Delta(x) = x^T \beta$  for a sparse coefficient vector  $\beta \in \mathbb{R}^p$ , we can take  $W_i = X_i$  and  $W_{A,i} = X_{A,i}$  in the constraint (24), and estimate  $\beta$  using Lasso regression [Tibshirani, 1996]:

$$\hat{\beta} = \operatorname{argmin}_{b \in \mathbb{R}^p} \frac{1}{n} \sum_{i=1}^n \left( \frac{T_i(Y_i - \mu_i)}{\hat{\pi}_i} - \frac{(1 - T_i)(Y_i - \mu_i)}{1 - \hat{\pi}_i} - X_i^T b \right)^2 + \lambda \sum_{j=2}^p |b_j|.$$

## 6 Numerical experiments

In this section we report the results of numerical experiments exploring the empirical performance of our DIPW estimator. We first consider the problem of average treatment effect estimation in Section 6.1, and then in Section 6.2 turn to the problem of estimating  $\operatorname{Var}(Y(1))$ , which we approach by applying our methodology to appropriately transformed responses. Section E in the Appendix contains additional numerical results for the average treatment effect estimation problem where the errors are heteroscedastic.

### 6.1 Average treatment effect

#### 6.1.1 Experimental setups

We generate data  $(X_i, T_i, Y_i) \in \mathbb{R}^p \times \{0, 1\} \times \mathbb{R}$  for  $i = 1, \dots, n = 100$  and  $p = 400$  according to the following logistic propensity score model for the treatment  $T_i$  and regression model for  $Y_i$ :

$$\begin{aligned} \mathbb{P}(T_i = 1 \mid X_i) &= \psi(X_i^T \gamma), \\ Y_i &= b(X_i) + T_i \Delta(X_i) + \varepsilon_i; \end{aligned} \tag{25}$$

here  $\psi$  denotes the standard logistic function  $\psi(u) := \{1 + \exp(-u)\}^{-1}$  as before, the  $\varepsilon_i$  are independent and standard Gaussian. To compare the performance of our method under different scenarios, we consider 3 models for the generating the covariates  $X_i$ , as well as 2 constructions for the pair of functions  $(b(\cdot), \Delta(\cdot))$  and 3 settings the vector of coefficients  $\gamma$ , as detailed below. The each of the  $3 \times 2 \times 3$  settings were each simulated 250 times, with design matrices, regression functions and propensity score coefficients generated anew in each run. The results are presented in Section 6.1.2.

#### Covariate designs.

- *Toeplitz*: We generate each sample covariate  $X_i$  interdependently according to  $X_i \sim \mathcal{N}(0, \Sigma)$ , where  $\Sigma \in \mathbb{R}^{p \times p}$  is given by  $\Sigma_{i,j} = 0.9^{|i-j|}$ .
- *Exponential decay*: As above, but with  $\Sigma$  such that  $(\Sigma^{-1})_{i,j} = 0.9^{|i-j|}$ . We then renormalise  $\Sigma$  such that all diagonal entries of  $\Sigma$  equal 1.
- *Real*: We use gene expression data collated by Consortium et al. [2017], and preprocessed as described in Shah et al. [2020, Sec. 5.2], available at <https://github.com/benjaminfrot/RSVP>. We selected  $p$  genes with the largest empirical variance in the data and the first  $n$  out of a total of 491 observations.

**Response function  $b(\cdot)$ .** We consider the following two forms of the response function.

- *Dense linear function:* We set  $b(x) = x^T \beta$ , where we generate  $\beta \in \mathbb{R}^p$  by first randomly selecting 50 components and then independently assigning each selected entry a random value uniformly sampled from  $[0, 1]$ . All other entries are set to 0 and finally  $\beta$  is renormalised such that  $\|\beta\|_2 = 2$ .
- *Nonlinear function:* We generate  $\beta \in \mathbb{R}^p$  as above and then set  $b(x) = 3\tilde{x}^T \beta$ , where  $\tilde{x}_j = 2\{1 + \exp(-x)\}^{-1} - 1$ .

**Heterogeneous treatment effect function  $\Delta(\cdot)$ .** We consider the following two forms of heterogeneous treatment effect.

- *Dense linear function:* We generate a vector  $\delta \in \mathbb{R}^p$  in the same fashion as  $\beta$  above, but renormalise  $\|\delta\|_2 = 1$ ; we then set  $\Delta(x) = x^T \delta$ .
- *Nonlinear function:* We first generate  $\delta \in \mathbb{R}^p$  as above and then set  $\Delta(x) = \{1 + \exp(x^T \delta)\}^{-1} - 0.5$ .

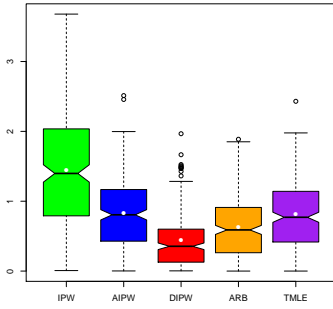
**Propensity model parameter  $\gamma$ .** Given the randomly generated  $\beta$ , we randomly select  $d_\gamma = 5, 20, 50$  indices corresponding to non-zero entries in  $\beta$ . These indices of  $\gamma$  are then independently assigned a random value uniformly sampled from  $[0, 1]$ , with the remaining components of  $\gamma$  set to zero. We then renormalise  $\gamma$  such that  $\|\gamma\|_2 = 1$ .

**Methods under comparison.** We apply our DIPW estimator as described in Algorithm 1 with  $B = 3$  splits and the given default choices of regression methods with tuning parameters selected by 10-fold cross-validation and the 1 standard error rule as implemented in Friedman et al. [2010]. To benchmark our results, we compare our method to inverse propensity weighting (IPW), augmented inverse propensity weighting (AIPW), approximate residual balancing (ARB) [Athey et al., 2018] and targetted maximum likelihood estimation (TMLE) [Van Der Laan and Rubin, 2006], implemented as follows. For IPW, AIPW and TMLE, we use the same estimated propensity scores as for DIPW, and outcome regression models for AIPW and TMLE were estimated using the Lasso with tuning parameter selected as for the regressions involved in the DIPW estimator. For ARB, we use the default parameter settings in the associated `balanceHD` package.

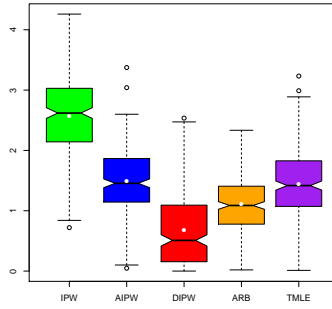
### 6.1.2 Results

Figures 1 and 2 present boxplots of the estimation error  $|\hat{\tau} - \tau|$  for each of the estimators  $\hat{\tau}$  and the various settings under consideration, where  $\tau$  is the average treatment effect. We see that DIPW compares favourably with competing methods across all the scenarios studied. Surprisingly it performs particularly well in the near-dense propensity model settings where  $d_\gamma = 50$ , relative to other methods. This is perhaps surprising given that our theory would indicate a sparse propensity score model would be advantageous. However, the average estimation errors are higher in the  $d_\gamma = 50$  settings, but other methods appear to struggle more with the lack of sparsity. Another interesting result is the competitive performance of ARB. Theoretical results in Athey et al. [2018] suggest that the ARB estimator would only be  $\sqrt{n}$ -consistent in settings where the response functions are sparse linear model; however

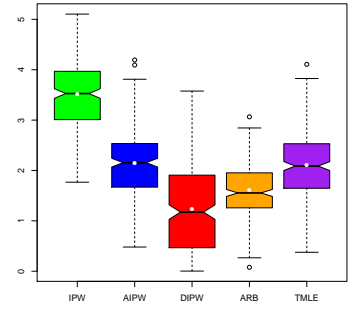




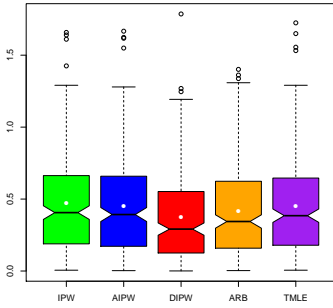
(a) Toeplitz design,  $d_\gamma = 5$



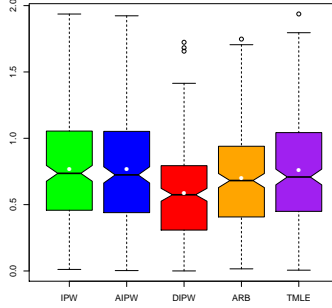
(b) Toeplitz design,  $d_\gamma = 20$



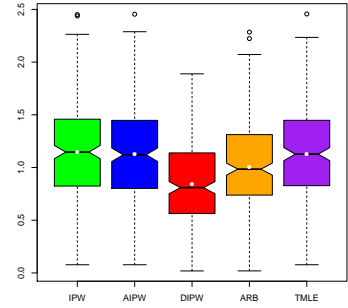
(c) Toeplitz design,  $d_\gamma = 50$



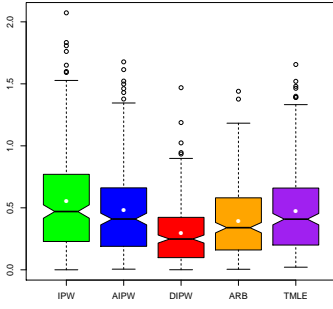
(d) Exponential design,  $d_\gamma = 5$



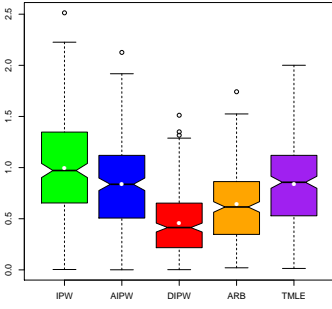
(e) Exponential design,  $d_\gamma = 20$



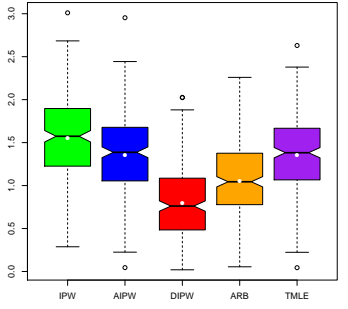
(f) Exponential design,  $d_\gamma = 50$



(g) Real data design,  $d_\gamma = 5$



(h) Real data design,  $d_\gamma = 20$



(i) Real data design,  $d_\gamma = 50$

Figure 1: Boxplots of the estimation error  $|\hat{\tau} - \bar{\tau}|$  under different covariate designs and linear functions  $b(\cdot)$  and  $\Delta(\cdot)$  with different sparsity levels  $d_\gamma$  for the propensity model coefficients; the white dots correspond to means.

the method outperforms other approaches with the exception of DIPW even in settings where the response functions are nonlinear.

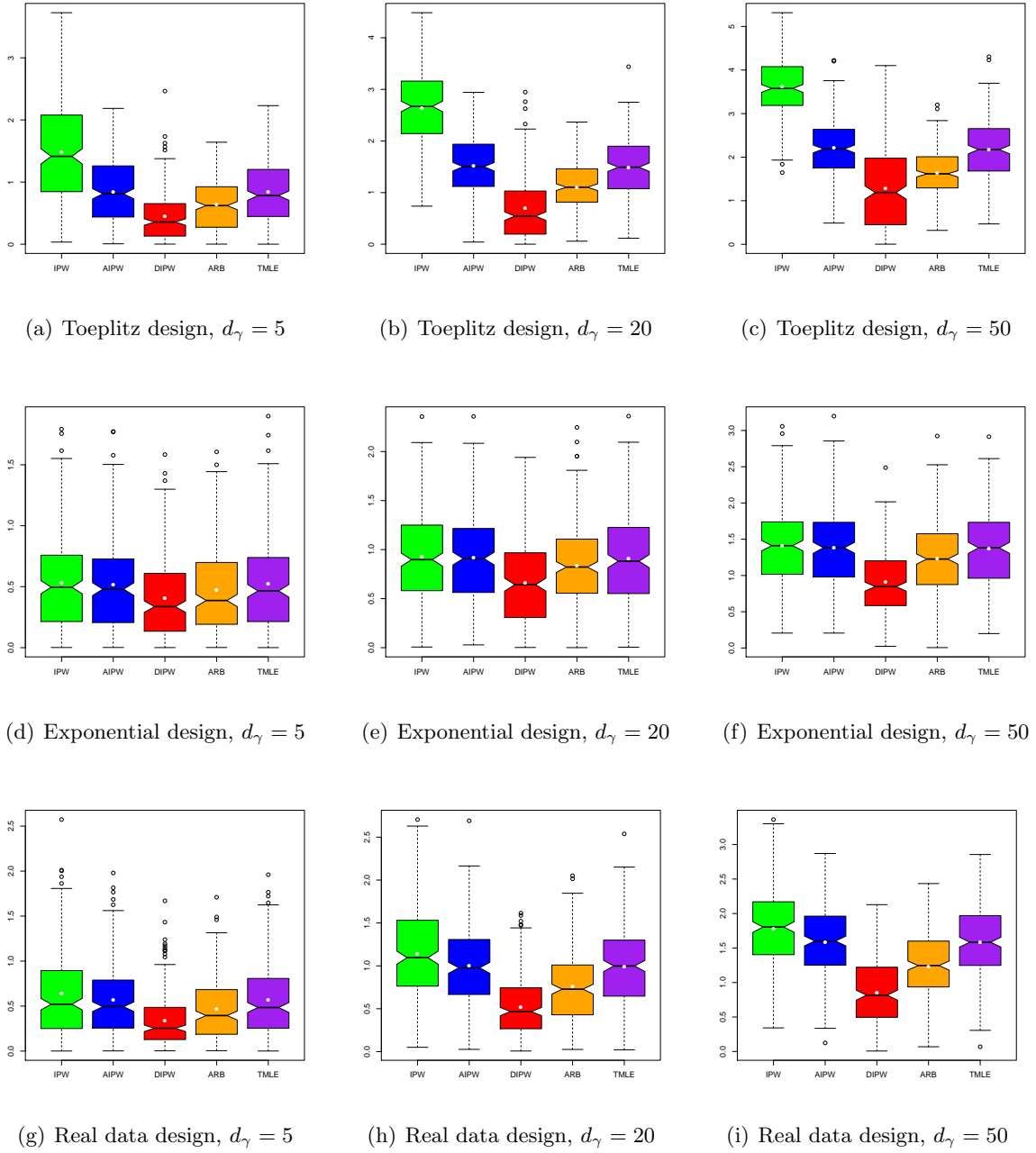


Figure 2: As Figure 1 but with nonlinear functions  $b(\cdot)$  and  $\Delta(\cdot)$ .

## 6.2 Variance estimation

In this section, we present results concerning estimation of  $\text{Var}(Y(1))$ , where  $Y(1) = Y_1(1)$ , based on data generated using the same settings as considered in Section 6.1, with the modifications described below. To do this, we first transform our data via  $Y^{(1)} = YT$ . Then writing  $(Y^{(1)}(0), Y^{(1)}(1)) := (0, Y(1))$ , we have  $\mathbb{E}(Y(1)) = \mathbb{E}(Y^{(1)} - Y^{(0)}) =: \tau^{(1)}$ . The parameter  $\tau^{(1)}$  may be estimated by first transforming the data as indicated, and then es-

timating the average treatment effect to give  $\hat{\tau}^{(1)}$ . Next consider  $Y^{(2)} := (Y - \tau^{(1)})^2 T$  and  $(Y^{(2)}(0), Y^{(2)}(1)) := (0, (Y(1) - \tau^{(1)})^2)$ . Then  $\text{Var}(Y(1)) = \mathbb{E}\{Y^{(2)}(1) - Y^{(2)}(0)\}$ , and so we see that by using transformed outcomes  $(Y - \hat{\tau}^{(1)})^2 T$ , we can finally form an estimate  $\hat{\tau}$  of  $\text{Var}(Y(1))$ . We follow these steps using each of the methods outlined in Section 6.1 applied to the appropriately transformed outcomes to construct estimates of  $\text{Var}(Y(1))$ .

### 6.2.1 Experimental setup

The settings we consider as the same as those studied in section 6.1 with the following modifications. We replace (25) by

$$Y_i(1) = \beta^T X_i + T_i \delta^T X_i + \mathbb{1}_{\{\pi(X_i) \geq 0.5\}} \epsilon_i^{(+)} + \mathbb{1}_{\{\pi(X_i) < 0.5\}} \epsilon_i^{(-)},$$

where  $\epsilon_i^{(+)} \sim \mathcal{N}(0, 0.5)$  and  $\epsilon_i^{(-)} \sim \mathcal{N}(0, 2)$ ; the data we observe is  $Y_i T_i$ . This heteroscedasticity increases the gap between  $\text{Var}(Y(1) | T = 1)$  and the target  $\text{Var}(Y(1))$  so those methods that might tend towards the former do not artificially appear to perform well.

Since overall the problem is more challenging than vanilla average treatment effect estimation, we increase the sample size  $n$  to 2500. Rather than directly using the real design which has  $n = 491$ , we fit a Gaussian copula model to the data to give a multivariate distribution from which we can generate independent realisations. We still refer to this as the ‘real design’ in the figures that follow, although it is simulated data that approximates the distribution of the data.

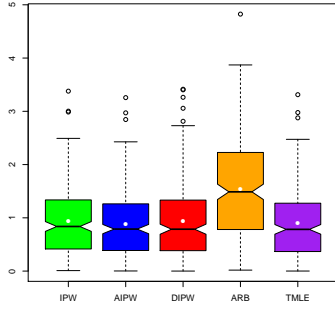
### 6.2.2 Results

Figure 3 presents boxplots analogous to those in Figure 1. In the sparse settings with  $d_\gamma = 5$ , all of the methods except ARB perform similarly well. The relative advantage of DIPW over other methods is however prominent in the more challenging settings where  $d_\gamma$  is large, a phenomenon also seen in the average treatment effect estimation experiments. Interestingly, in contrast to the results presented earlier, ARB seems to struggle more here, perhaps because of its reliance on the regression model being approximately sparse, an assumption which would be heavily violated for this set of examples.

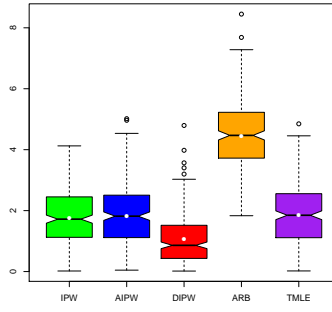
## 7 Discussion

In this paper we have proposed a debiased inverse propensity weighting scheme for estimating average treatment effects in high-dimensional settings. At a very basic level, our approach is similar to augmented inverse propensity score weighting, in that the latter uses regression adjustment to mitigate the bias in estimation of the propensity weights. Our method however exploits the fact that if the propensity weights are estimated based on a well-specified sparse high-dimensional logistic regression model, we can correct for the biases without knowledge of the regression functions. Instead of relying on regression adjustment for bias correction, the regression involved in constructing  $\tilde{f}$  has the purpose of reducing variance: if  $\tilde{f}(\cdot)$  estimates  $\mathbb{E}(\tilde{Y}_{\text{ORA}} | X = \cdot)$  sufficiently well, our estimator attains the semiparametric efficient variance bound.

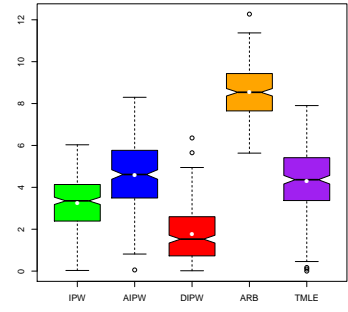
Our theoretical results however require the availability of auxiliary samples such that certain elements can be estimated independently, a condition that features in several recently



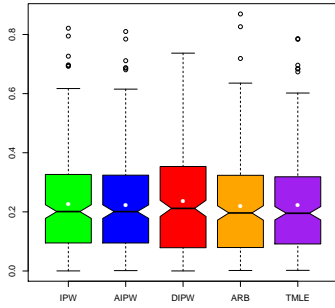
(a) Toeplitz design,  $d_\gamma = 5$



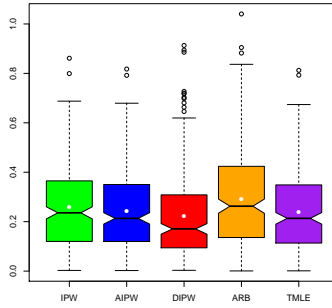
(b) Toeplitz design,  $d_\gamma = 20$



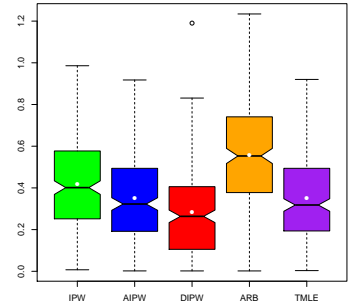
(c) Toeplitz design,  $d_\gamma = 50$



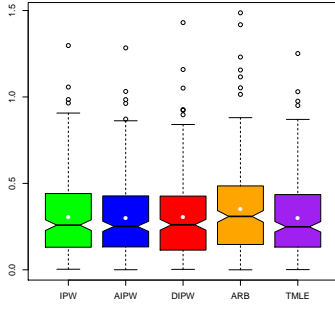
(d) Exponential design,  $d_\gamma = 5$



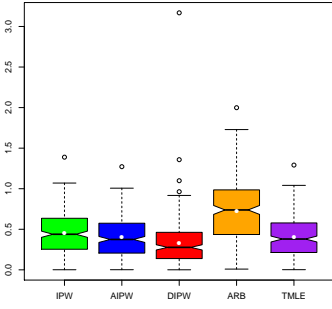
(e) Exponential design,  $d_\gamma = 20$



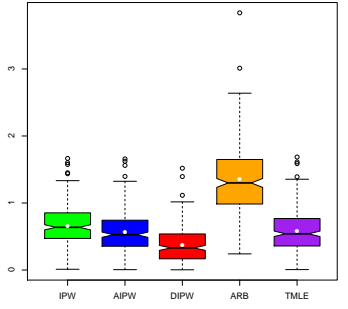
(f) Exponential design,  $d_\gamma = 50$



(g) Real data design,  $d_\gamma = 5$



(h) Real data design,  $d_\gamma = 20$



(i) Real data design,  $d_\gamma = 50$

Figure 3: Boxplots of the error in estimating  $\text{Var}(Y(1))$ ; the interpretation is analogous to Figure 1.

proposed estimation schemes (see for example Janková et al. [2020], Kim and Ramdas [2020], Foster and Syrgkanis [2019] and references therein). It would be of interest if these results could be extended to the multiple sample splitting version of DIPW (Algorithm 1).

We have seen how DIPW can be used to estimate expectations of other functions of the potential outcomes such as  $\text{Var}(Y(1))$  (see Section 6.2); it would be interesting to extend the

approach to estimation of quantiles of the distributions of potential outcomes, for example. In a related vein, it would be interesting to see to what extent the ideas here can be used to target other causal estimands, for example those in the broader classes considered by [Hirshberg and Wager \[2017\]](#), [Chernozhukov et al. \[2018c\]](#).

## Acknowledgement

The research of both authors was supported by an Engineering and Physical Sciences Research Council (EPSRC) ‘First’ grant of the second author.

## References

- MOSEK ApS. *Rmosek: The R to MOSEK Optimization Interface*, 2019. URL <http://www.mosek.com/>. R package version 9.0.96.
- S. Athey, G. W. Imbens, and S. Wager. Approximate residual balancing: debiased inference of average treatment effects in high dimensions. *Journal of the Royal Statistical Society: Series B (Statistical Methodology)*, 80(4):597–623, 2018.
- A. Belloni, V. Chernozhukov, I. Fernández-Val, and C. Hansen. Program evaluation and causal inference with high-dimensional data. *Econometrica*, 85(1):233–298, 2017.
- Alexandre Belloni, Victor Chernozhukov, and Christian Hansen. Inference on treatment effects after selection among high-dimensional controls. *The Review of Economic Studies*, 81(2):608–650, 2014.
- J. Bradic, S. Wager, and Y. Zhu. Sparsity double robust inference of average treatment effects. *arXiv preprint arXiv:1905.00744*, 2019.
- V. Chernozhukov, D. Chetverikov, M. Demirer, E. Duflo, C. Hansen, W. Newey, and J. Robins. Double/debiased machine learning for treatment and structural parameters. *The Econometrics Journal*, 21(1):C1–C68, 2018a.
- Victor Chernozhukov, Mert Demirer, Esther Duflo, and Ivan Fernandez-Val. Generic machine learning inference on heterogeneous treatment effects in randomized experiments. Technical report, National Bureau of Economic Research, 2018b.
- Victor Chernozhukov, Whitney Newey, James Robins, and Rahul Singh. Double/de-biased machine learning of global and local parameters using regularized riesz representers. *arXiv preprint arXiv:1802.08667*, 2018c.
- GTEEx Consortium et al. Genetic effects on gene expression across human tissues. *Nature*, 550(7675):204–213, 2017.
- Oliver Dukes and Stijn Vansteelandt. Inference on treatment effect parameters in potentially misspecified high-dimensional models. *Biometrika*, 2020.
- C. G. Esseen. On the liapunov limit error in the theory of probability. *Ark. Mat. Astr. Fys.*, 28:1–19, 1942.

- M. H. Farrell. Robust inference on average treatment effects with possibly more covariates than observations. *Journal of Econometrics*, 189(1):1–23, 2015.
- Dylan J Foster and Vasilis Syrgkanis. Orthogonal statistical learning. *arXiv preprint arXiv:1901.09036*, 2019.
- Jerome Friedman, Trevor Hastie, and Rob Tibshirani. Regularization paths for generalized linear models via coordinate descent. *Journal of statistical software*, 33(1):1, 2010.
- David A Hirshberg and Stefan Wager. Augmented minimax linear estimation. *arXiv preprint arXiv:1712.00038*, 2017.
- Guido W Imbens. Nonparametric estimation of average treatment effects under exogeneity: A review. *Review of Economics and statistics*, 86(1):4–29, 2004.
- Jana Janková, Rajen D Shah, Peter Bühlmann, and Richard J Samworth. Goodness-of-fit testing in high dimensional generalized linear models. *Journal of the Royal Statistical Society: Series B (Statistical Methodology)*, 82(3):773–795, 2020.
- Ilmun Kim and Aaditya Ramdas. Dimension-agnostic inference. *arXiv preprint arXiv:2011.05068*, 2020.
- Jared K Lunceford and Marie Davidian. Stratification and weighting via the propensity score in estimation of causal treatment effects: a comparative study. *Statistics in medicine*, 23(19):2937–2960, 2004.
- J. Neyman. Sur les applications de la théorie des probabilités aux expériences agricoles: Essai des principes. *Roczniki Nauk Rolniczych*, 10:1–51, 1923.
- Yang Ning, Peng Sida, and Kosuke Imai. Robust estimation of causal effects via a high-dimensional covariate balancing propensity score. *Biometrika*, 06 2020.
- J. M. Robins and A. Rotnitzky. Semiparametric efficiency in multivariate regression models with missing data. *Journal of the American Statistical Association*, 90(429):122–129, 1995.
- J. M. Robins, A. Rotnitzky, and L. P. Zhao. Estimation of regression coefficients when some regressors are not always observed. *Journal of the American statistical Association*, 89(427):846–866, 1994.
- D. B. Rubin. Estimating causal effects of treatments in randomized and nonrandomized studies. *Journal of educational Psychology*, 66(5):688, 1974.
- D. O. Scharfstein, A. Rotnitzky, and J. M. Robins. Adjusting for nonignorable drop-out using semiparametric nonresponse models. *Journal of the American Statistical Association*, 94(448):1096–1120, 1999.
- Rajen D Shah, Benjamin Frot, Gian-Andrea Thanei, and Nicolai Meinshausen. Right singular vector projection graphs: fast high dimensional covariance matrix estimation under latent confounding. *Journal of the Royal Statistical Society: Series B (Statistical Methodology)*, 2020.
- Ezequiel Smucler, Andrea Rotnitzky, and James M Robins. A unifying approach for doubly-robust  $\ell_1$  regularized estimation of causal contrasts. *arXiv preprint arXiv:1904.03737*, 2019.

Z. Tan. Model-assisted inference for treatment effects using regularized calibrated estimation with high-dimensional data. *Annals of Statistics*, 48(2):811–837, 2020.

Robert Tibshirani. Regression shrinkage and selection via the lasso. *Journal of the Royal Statistical Society: Series B (Methodological)*, 58(1):267–288, 1996.

Sara A Van de Geer et al. High-dimensional generalized linear models and the lasso. *The Annals of Statistics*, 36(2):614–645, 2008.

M. J. Van Der Laan and D. Rubin. Targeted maximum likelihood learning. *The International Journal of Biostatistics*, 2(1), 2006.

Roman Vershynin. *High-dimensional probability: An introduction with applications in data science*, volume 47. Cambridge university press, 2018.

Martin J. Wainwright. *High-Dimensional Statistics: A Non-Asymptotic Viewpoint*. Cambridge Series in Statistical and Probabilistic Mathematics. Cambridge University Press, 2019. doi: 10.1017/9781108627771.

## A Proof Lemma 1

First note that as  $X_j \perp\!\!\!\perp (X_i, Y_i, T_i)$  for  $j \neq i$ , we may take  $\mu_i$  as a function of  $X_i$  only. Indeed, we can always replace  $\mu_i$  with  $\mathbb{E}(\mu_i | X_i)$  without decreasing  $\text{Var}(\hat{\tau}_{\text{ORA},i})$ . Next observe that any minimiser of  $\text{Var}(\hat{\tau}_{\text{ORA},i})$  must minimise  $\mathbb{E}\hat{\tau}_{\text{ORA},i}^2$  as  $\mathbb{E}\hat{\tau}_{\text{ORA},i} = \tau$  for all functions  $\mu_i(X_i)$ . Then from Lemma 5 below we know that

$$\mu_i(X_i) = \frac{\mathbb{E}\left(\frac{(T_i - \pi_i)^2}{\pi_i^2(1 - \pi_i)^2} Y_i \mid X_i\right)}{\mathbb{E}\left(\frac{(T_i - \pi_i)^2}{\pi_i^2(1 - \pi_i)^2} \mid X_i\right)} = \frac{\mathbb{E}\{(T_i - \pi_i)^2 Y_i \mid X_i\}}{\mathbb{E}\{(T_i - \pi_i)^2 \mid X_i\}} \quad (26)$$

minimises  $\mathbb{E}\hat{\tau}_{\text{ORA},i}^2$ . Now

$$\mathbb{E}\{(T_i - \pi_i)^2 \mid X_i\} = \pi_i - 2\pi_i^2 + \pi_i^2 = \pi_i(1 - \pi_i),$$

and

$$\begin{aligned} \mathbb{E}\{(T_i - \pi_i)^2 Y_i \mid X_i\} &= (1 - 2\pi_i)\mathbb{E}(T_i Y_i \mid X_i) + \pi_i^2 \mathbb{E}(Y_i \mid X_i) \\ &= (1 - \pi_i)^2 \mathbb{E}(T_i Y_i \mid X_i) + \pi_i^2 \mathbb{E}\{(1 - T_i) Y_i \mid X_i\}. \end{aligned}$$

Thus (26) equals  $\mathbb{E}(\tilde{Y}_{i,\text{ORA}} \mid X_i)$ .

**Lemma 5.** Let  $V \in \mathbb{R}$  be a square integrable random variable and suppose random variable  $W$  has support in  $[a, b]$  where  $a > 0$ . Suppose  $U \in \mathbb{R}^p$  is a random vector. Then  $h^*(U) := \mathbb{E}(W^2 V \mid U) / \mathbb{E}(W^2 \mid U)$  minimises

$$\mathbb{E}[W\{V - h(U)\}]^2$$

over all measurable functions  $h : \mathbb{R}^p \rightarrow \mathbb{R}$ .



*Proof.* We have

$$\begin{aligned}\mathbb{E}[W\{V - h(U)\}]^2 &= \mathbb{E}[W\{V - h^*(U) + h^*(U) - h(U)\}]^2 \\ &\geq \mathbb{E}[W\{V - h^*(U)\}]^2 + 2\mathbb{E}W^2\{V - h^*(U)\}\{h^*(U) - h(U)\}.\end{aligned}\quad (27)$$

Now

$$\mathbb{E}[W^2\{V - h^*(U)\}|U] = \mathbb{E}(W^2V|U) - h^*(U)\mathbb{E}(W^2|U) = 0$$

almost surely, so the second term in (27) is zero, proving the claim.  $\square$

## B Proof of Theorem 2

We begin by deriving the decomposition (5). We consider here a version of  $\tau_{\text{ORA}}$  with  $\mu_i = \hat{\mu}_i$ .

Observe that for all  $i = 1, \dots, n$  we have

$$\begin{aligned}\frac{T_i(Y_i - \hat{\mu}_i)}{\hat{\pi}_i} - \frac{T_i(Y_i - \hat{\mu}_i)}{\pi_i} &= -\frac{T_i(Y_i - \hat{\mu}_i)}{\pi_i \hat{\pi}_i}(\hat{\pi}_i - \pi_i) \\ \frac{(1 - T_i)(Y_i - \hat{\mu}_i)}{1 - \hat{\pi}_i} - \frac{(1 - T_i)(Y_i - \hat{\mu}_i)}{1 - \pi_i} &= \frac{(1 - T_i)(Y_i - \hat{\mu}_i)}{(1 - \pi_i)(1 - \hat{\pi}_i)}(\hat{\pi}_i - \pi_i).\end{aligned}$$

Thus

$$\begin{aligned}\hat{\tau}_{\text{DIPW}} - \tau_{\text{ORA}} &= \frac{1}{n} \sum_{i=1}^n \left\{ \left( \frac{T_i(Y_i - \hat{\mu}_i)}{\hat{\pi}_i} - \frac{(1 - T_i)(Y_i - \hat{\mu}_i)}{1 - \hat{\pi}_i} \right) - \left( \frac{T_i(Y_i - \hat{\mu}_i)}{\pi_i} - \frac{(1 - T_i)(Y_i - \hat{\mu}_i)}{1 - \pi_i} \right) \right\} \\ &= -\frac{1}{n} \sum_{i=1}^n \left( \frac{T_i(Y_i - \hat{\mu}_i)}{\hat{\pi}_i \pi_i} + \frac{(1 - T_i)(Y_i - \hat{\mu}_i)}{(1 - \hat{\pi}_i)(1 - \pi_i)} \right) (\hat{\pi}_i - \pi_i) \\ &= -\frac{1}{n} \sum_{i=1}^n \left( \frac{T_i Y_i}{\hat{\pi}_i \pi_i} + \frac{(1 - T_i) Y_i}{(1 - \hat{\pi}_i)(1 - \pi_i)} - \frac{\hat{\mu}_i}{\hat{\pi}_i(1 - \hat{\pi}_i)} \right) (\hat{\pi}_i - \pi_i) \\ &\quad + \frac{1}{n} \sum_{i=1}^n (T_i - \pi_i) \left( \frac{\hat{\mu}_i}{\hat{\pi}_i \pi_i} - \frac{\hat{\mu}_i}{(1 - \hat{\pi}_i)(1 - \pi_i)} \right) (\hat{\pi}_i - \pi_i) \\ &=: Q_A + Q_B.\end{aligned}$$

Now recall that  $Y_i = T_i(r_1(X_i) + \varepsilon_i(1)) + (1 - T_i)(r_0(X_i) + \varepsilon_i(0))$ . Writing  $r_t(X_i) = r_{t,i}$  and  $\varepsilon_i(t) = \varepsilon_{t,i}$ ,  $t = 0, 1$ , for notational simplicity, we have

$$\begin{aligned}Q_C &:= \tau_{\text{ORA}} - \bar{\tau} \\ &= \frac{1}{n} \sum_{i=1}^n \left( \frac{T_i(r_{1,i} + \varepsilon_{1,i} - \hat{\mu}_i)}{\pi_i} - \frac{(1 - T_i)(r_{0,i} + \varepsilon_{0,i} - \hat{\mu}_i)}{1 - \pi_i} - (r_{1,i} - r_{0,i}) \right) \\ &= \frac{1}{n} \sum_{i=1}^n \left( \frac{r_{1,i}}{\pi_i} + \frac{r_{0,i}}{1 - \pi_i} - \frac{\hat{\mu}_i}{\pi_i(1 - \pi_i)} \right) (T_i - \pi_i) + \frac{1}{n} \sum_{i=1}^n \left( \frac{T_i \varepsilon_{1,i}}{\pi_i} - \frac{(1 - T_i) \varepsilon_{0,i}}{1 - \pi_i} \right).\end{aligned}$$

Putting things together, we have the decomposition

$$\begin{aligned}
& \hat{\tau}_{\text{DIPW}} - \bar{\tau} \\
&= \underbrace{-\frac{1}{n} \sum_{i=1}^n \left( \frac{T_i Y_i}{\hat{\pi}_i \pi_i} + \frac{(1-T_i) Y_i}{(1-\hat{\pi}_i)(1-\pi_i)} - \frac{\hat{\mu}_i}{\hat{\pi}_i(1-\hat{\pi}_i)} \right)}_{Q_A} (\hat{\pi}_i - \pi_i) \\
&+ \underbrace{\frac{1}{n} \sum_{i=1}^n (T_i - \pi_i) \left( \frac{\hat{\mu}_i}{\hat{\pi}_i \pi_i} + \frac{\hat{\mu}_i}{(1-\hat{\pi}_i)(1-\pi_i)} \right)}_{Q_B} (\hat{\pi}_i - \pi_i) \\
&+ \underbrace{\frac{1}{n} \sum_{i=1}^n \left( \frac{r_{1,i}}{\pi_i} + \frac{r_{0,i}}{1-\pi_i} - \frac{\hat{\mu}_i}{\pi_i(1-\pi_i)} \right)}_{Q_C} (T_i - \pi_i) + \frac{1}{n} \sum_{i=1}^n \left( \frac{T_i \varepsilon_{1,i}}{\pi_i} - \frac{(1-T_i) \varepsilon_{0,i}}{1-\pi_i} \right). \quad (28)
\end{aligned}$$

Armed with this decomposition, we approach the proof by assigning  $\delta = \sqrt{n}(Q_A + Q_B)$  and  $\zeta = \sqrt{n}Q_C / \sqrt{\sigma_\mu^2 + \bar{\sigma}^2}$ . The rest of the proof is organised as follows. In Lemma 6 and Lemma 7, we show that  $\delta$  is of order  $(s + \sqrt{s \log n}) \log p / \sqrt{n}$  on a high probability event. This event is characterised by the intersection of four events  $\mathcal{T}_1, \dots, \mathcal{T}_4$  defined below, of which the study is deferred to Section B.1. In Lemma 8, we prove the Berry-Esseen type bound for  $\zeta$ .

Define

$$\begin{aligned}
\mathcal{T}_1 &:= \mathcal{T}_1(c_\gamma, c_{\hat{\pi}}) \\
&:= \left\{ \|\hat{\gamma} - \gamma\|_1 \leq c_\gamma s \sqrt{\log p / n}, \|\hat{\gamma} - \gamma\|_2 \leq c_\gamma \sqrt{s \log p / n} \text{ and } c_{\hat{\pi}} < \min_i \hat{\pi}_i \leq \max_i \hat{\pi}_i < 1 - c_{\hat{\pi}} \right\}.
\end{aligned}$$

Also define for  $c_1, c_2, c_{\hat{\mu}}, c_Y > 0$  the following events:

$$\begin{aligned}
\mathcal{T}_2 &:= \mathcal{T}_2(c_1) := \left\{ \left( \frac{1}{n} \sum_{i=1}^n \{X_i^T (\hat{\gamma} - \gamma)\}^4 \right)^{1/2} \leq c_1 s \frac{\log p}{n} \right\} \\
\mathcal{T}_3 &:= \mathcal{T}_3(c_{\hat{\mu}}, c_2) := \left\{ \frac{1}{n} \|\hat{\mu}\|_2^2 \leq c_{\hat{\mu}}, \text{ and } \|\mathbf{X}^T \tilde{\mathbf{Y}} - \mathbf{X}^T \hat{\mu}\|_\infty \leq c_2 \sqrt{\frac{\log p}{n}} \right\}, \\
\mathcal{T}_4 &:= \mathcal{T}_4(c_Y) := \left\{ \frac{1}{n} \|\mathbf{Y}\|_2^2 \leq c_Y \right\}.
\end{aligned}$$

We will at times suppress the dependence of the events above on the constants  $c_1, c_2, c_\gamma, c_{\hat{\pi}}, c_{\hat{\mu}}, c_Y$  in order to ease notation. In what follows, we will denote by  $c$  and  $c'$  positive constants that can vary from line to line. We also assume throughout the conditions of Theorem 2 (namely Assumptions 1-5).

It will also be helpful to introduce the notation  $Z_i \in \mathbb{R}^{p-1}$  for  $X_i$  with its first component removed. Furthermore, let  $\theta$  and  $\hat{\theta}$  denote  $\gamma$  and  $\hat{\gamma}$  respectively with their first components removed, and let  $\theta_0$  and  $\hat{\theta}_0$  denote  $\gamma_1$  and  $\hat{\gamma}_1$  respectively. Note that as the first component of  $X_i$  is 1,  $\gamma_1 = \theta_0$  in the intercept coefficient.

**Lemma 6.** *There exists a constant  $c_{\delta 1} > 0$  depending on  $c_1, c_2, c_{\hat{\pi}}, c_{\hat{\mu}}, c_Y$ , such that on the event  $\mathcal{T} := \mathcal{T}_1 \cap \mathcal{T}_2 \cap \mathcal{T}_3 \cap \mathcal{T}_4$ , we have*

$$|Q_A| \leq c_{\delta 1} s \frac{\log p}{n}.$$

*Proof.* We may decompose  $Q_A$  as

$$\begin{aligned} Q_A &= -\frac{1}{n} \sum_{i=1}^n \left( \frac{T_i Y_i}{\hat{\pi}_i^2} + \frac{(1-T_i)Y_i}{(1-\hat{\pi}_i)^2} - \frac{\hat{\mu}_i}{\hat{\pi}_i(1-\hat{\pi}_i)} \right) (\hat{\pi}_i - \pi_i) \\ &\quad - \frac{1}{n} \sum_{i=1}^n \left( \frac{T_i Y_i}{\hat{\pi}_i^2 \pi_i} - \frac{(1-T_i)Y_i}{(1-\hat{\pi}_i)^2(1-\pi_i)} \right) (\hat{\pi}_i - \pi_i)^2 \\ &=: Q_{A1} + Q_{A2}. \end{aligned} \tag{29}$$

Now we prove the claim by controlling the two terms  $Q_{A1}$  and  $Q_{A2}$  separately.

To control  $Q_{A1}$ , observe that by performing Taylor expansion of the logistic function  $\psi$  about  $X_i^T \hat{\gamma}$ , we have that for each  $i$ , there exists some  $\xi_i \in [0, 1]$  such that

$$\pi_i = \hat{\pi}_i + \psi'(X_i^T \hat{\gamma}) X_i^T (\hat{\gamma} - \gamma) + \frac{1}{2} \psi''(X_i^T \hat{\gamma} \xi_i + X_i^T \gamma (1 - \xi_i)) \{X_i^T (\hat{\gamma} - \gamma)\}^2.$$

This allows us to further decompose  $Q_{A1}$  as follows:

$$\begin{aligned} Q_{A1} &= -\frac{1}{n} \sum_{i=1}^n \left( \frac{T_i Y_i}{\hat{\pi}_i^2} + \frac{(1-T_i)Y_i}{(1-\hat{\pi}_i)^2} - \frac{\hat{\mu}_i}{\hat{\pi}_i(1-\hat{\pi}_i)} \right) \psi'(X_i^T \hat{\gamma}) X_i^T (\hat{\gamma} - \gamma) \\ &\quad - \frac{1}{n} \sum_{i=1}^n \frac{1}{2} \left( \frac{T_i Y_i}{\hat{\pi}_i^2} + \frac{(1-T_i)Y_i}{(1-\hat{\pi}_i)^2} - \frac{\hat{\mu}_i}{\hat{\pi}_i(1-\hat{\pi}_i)} \right) \psi''(X_i^T \hat{\gamma} \xi_i + X_i^T \gamma (1 - \xi_i)) \{X_i^T (\hat{\gamma} - \gamma)\}^2 \\ &=: Q_{A11} + Q_{A12}. \end{aligned}$$

For  $Q_{A11}$ , using the same analysis as in (6)-(8) yields

$$|Q_{A11}| \leq \left\| \frac{1}{n} \sum_{i=1}^n (\tilde{Y}_i - \hat{\mu}_i) X_i \right\|_{\infty} \|\hat{\gamma} - \gamma\|_1.$$

It then follows from the fact we are on events  $\mathcal{T}_1$  and  $\mathcal{T}_3$  that  $|Q_{A11}| \leq c_2 c_{\gamma} s \frac{\log p}{n}$ .

For  $Q_{A12}$ , observe that by using Cauchy-Schwarz inequality and the fact that  $|\psi''(u)| \leq 1$  for all  $u \in \mathbb{R}$ ,

$$Q_{A12}^2 \leq \frac{1}{4n} \sum_{i=1}^n \left( \frac{T_i Y_i}{\hat{\pi}_i^2} + \frac{(1-T_i)Y_i}{(1-\hat{\pi}_i)^2} - \frac{\hat{\mu}_i}{\hat{\pi}_i(1-\hat{\pi}_i)} \right)^2 \times \frac{1}{n} \sum_{i=1}^n (X_i^T (\hat{\gamma} - \gamma))^4.$$

Then by using the fact that we are on  $\mathcal{T}$ , we have that

$$\begin{aligned} Q_{A12}^2 &\stackrel{(a)}{\leq} c \left( \frac{1}{n} \|\mathbf{Y}\|_2^2 + \frac{1}{n} \|\hat{\boldsymbol{\mu}}\|_2^2 \right) \frac{1}{n} \sum_{i=1}^n \{X_i^T (\hat{\gamma} - \gamma)\}^4 \\ &\stackrel{(b)}{\leq} c \left( \frac{1}{n} \|\mathbf{Y}\|_2^2 + \frac{1}{n} \|\hat{\boldsymbol{\mu}}\|_2^2 \right) \left( s \frac{\log p}{n} \right)^2 \\ &\stackrel{(c)}{\leq} c s^2 \frac{(\log p)^2}{n^2}. \end{aligned}$$

Here for inequality (a), we use the fact that we are on  $\mathcal{T}_1$ ; for (b), we use that we are on  $\mathcal{T}_2$ ; for (c), we use that we are on  $\mathcal{T}_3$  and  $\mathcal{T}_4$ . Hence,

$$|Q_{A1}| \leq |Q_{A11}| + |Q_{A12}| \leq (c_2 c_{\gamma} + c) s \frac{\log p}{n}. \tag{30}$$

Following a similar argument as that used to bound  $Q_{A12}$  and using the fact that  $|\psi'(u)| \leq 1$ , we obtain

$$|Q_{A2}| \leq c' s \frac{\log p}{n}. \quad (31)$$

In light of the decomposition (29), the desired result follows from (30) and (31).  $\square$

**Lemma 7.** *Let  $\mathcal{T} := \mathcal{T}_1 \cap \mathcal{T}_3$ . Given  $m \in \mathbb{N}$ , there exists constants  $c, c_{\delta 2} > 0$  depending on  $c_\gamma, c_{\hat{\pi}}, c_{\hat{\mu}}, c_2$  such that*

$$\mathbb{P}\left(\left\{|Q_B| \geq c_{\delta 2} \sqrt{s \log n} \frac{\log p}{n}\right\} \cap \mathcal{T}\right) \leq c(p^{-m} + n^{-m}).$$

*Proof.* Let  $\mathcal{A}$  denote the event

$$\mathcal{A} := \left\{ \|\mathbf{X}(\hat{\gamma} - \gamma)\|_\infty \leq c_A \sqrt{\log n} \|\hat{\gamma} - \gamma\|_2 \right\},$$

where  $c_A > 0$  is a constant to be chosen later. We first consider controlling  $Q_B$  on the events  $\mathcal{T}$  and  $\mathcal{A}$ . First observe that  $\mathbb{E}(Q_B | \mathcal{T}, \mathcal{A}) = 0$ . Now  $T_i - \pi_i$  is sub-Gaussian with variance proxy  $\sigma = 1/4$  by Hoeffding's lemma. Thus applying Hoeffding's inequality, we have that for all  $t > 0$ ,

$$\mathbb{P}(|Q_B| \geq t | \mathcal{T}, \mathcal{A}) \leq 2 \exp(-2n^2 t^2 / \sigma_Q^2)$$

where

$$\begin{aligned} \sigma_Q^2 &= \sum_{i=1}^n \left( \frac{\hat{\mu}_i}{\hat{\pi}_i \pi_i} - \frac{\hat{\mu}_i}{(1 - \hat{\pi}_i)(1 - \pi_i)} \right)^2 (\hat{\pi}_i - \pi_i)^2 \\ &\leq \max_i (\hat{\pi}_i - \pi_i)^2 \sum_{i=1}^n \left( \frac{\hat{\mu}_i}{\hat{\pi}_i \pi_i} - \frac{\hat{\mu}_i}{(1 - \hat{\pi}_i)(1 - \pi_i)} \right)^2 \\ &\leq \|\mathbf{X}(\hat{\gamma} - \gamma)\|_\infty^2 \sum_{i=1}^n \left( \frac{\hat{\mu}_i}{\hat{\pi}_i \pi_i} - \frac{\hat{\mu}_i}{(1 - \hat{\pi}_i)(1 - \pi_i)} \right)^2. \end{aligned}$$

Note the final inequality uses the fact that

$$|\hat{\pi}_i - \pi_i| \leq \sup_{u \in \mathbb{R}} |\psi'(u)| |X_i^T(\hat{\gamma} - \gamma)| \leq |X_i^T(\hat{\gamma} - \gamma)|. \quad (32)$$

Note that on  $\mathcal{T}$  we have  $\|\hat{\boldsymbol{\mu}}\|_2^2 \leq nc_{\hat{\mu}}$ . Also, by Assumption 2 and the fact that we are on  $\mathcal{T}_1$  we have that for all  $i$ ,  $c_{\hat{\pi}} \leq \hat{\pi}_i \leq 1 - c_{\hat{\pi}}$  and  $c_\pi \leq \pi_i \leq 1 - c_\pi$ . Thus

$$\mathbb{1}_{\mathcal{T}} \sum_{i=1}^n \left( \frac{\hat{\mu}_i}{\hat{\pi}_i \pi_i} - \frac{\hat{\mu}_i}{(1 - \hat{\pi}_i)(1 - \pi_i)} \right)^2 \leq c$$

for constant  $c \geq 0$ . We may therefore conclude that

$$\sigma_Q^2 \mathbb{1}_{\mathcal{T} \cap \mathcal{A}_1} \leq cc_\gamma c_A \sqrt{s \log(n) \log(p) / n},$$

and so

$$\mathbb{P}(\{|Q_B| \geq t\} \cap \mathcal{T} \cap \mathcal{A}) \leq 2 \exp\left(-\frac{n^2 t^2}{cs \log(n) \log(p)}\right)$$

for some  $c > 0$  depending on  $c_A$ . By choosing  $t = m\sqrt{cs \log n} \log p/n$ , we obtain

$$\mathbb{P}\left(\left\{|Q_B| \geq m\sqrt{cs \log n} \frac{\log p}{n}\right\} \cap \mathcal{T} \cap \mathcal{A}\right) \leq 2p^{-m}. \quad (33)$$

It remains to bound choose  $c_A$  and bound  $\mathbb{P}(\mathcal{A}^c)$ . Appealing to Assumption 4, a standard sub-Gaussian tail bound yields

$$\mathbb{P}\left(\frac{|Z_i^T(\hat{\theta} - \theta)|}{\|\hat{\gamma} - \gamma\|_2} \geq t\right) \leq 2e^{-t^2/(2\sigma_Z^2)}.$$

Observe that  $|\theta_0 - \hat{\theta}_0| \leq \|\hat{\gamma} - \gamma\|_2$ . By choosing  $c_A \geq \sigma_Z \sqrt{2(m+1)}$  and applying a union bound, we have that for all  $n$  sufficiently large,

$$\begin{aligned} \mathbb{P}(\mathcal{A}^c) &= \mathbb{P}\left(\bigcup_{i=1}^n \left\{\frac{|X_i^T(\hat{\gamma} - \gamma)|}{\|\hat{\gamma} - \gamma\|_2} \geq c_A \sqrt{\log n}\right\}\right) \\ &\leq n\mathbb{P}\left(\frac{|Z_i^T(\hat{\theta} - \theta)|}{\|\hat{\gamma} - \gamma\|_2} \geq \sigma_Z \sqrt{2(m+1) \log n}\right) \\ &\leq 2n^{-m}. \end{aligned} \quad (34)$$

The desired result then follows from noting that

$$\mathbb{P}\left(\left\{|Q_B| \geq c\sqrt{s \log n} \frac{\log p}{n}\right\} \cap \mathcal{T}\right) \leq \mathbb{P}\left(\left\{|Q_B| \geq c\sqrt{s \log n} \frac{\log p}{n}\right\} \cap \mathcal{T} \cap \mathcal{A}\right) + \mathbb{P}(\mathcal{A}_1^c). \quad \square$$

**Lemma 8.** *We have*

$$\sqrt{n}Q_C = \sqrt{\sigma_\mu^2 + \bar{\sigma}^2}\zeta$$

where  $\zeta$  satisfies (iii) of Theorem 2.

*Proof.* Let us introduce, for  $i = 1, \dots, n$

$$u_i := \left(\frac{r_1(X_i)}{\pi_i} + \frac{r_0(X_i)}{1 - \pi_i} - \frac{\hat{\mu}_i}{\pi_i(1 - \pi_i)}\right)(T_i - \pi_i) + \frac{T_i \varepsilon_i(1)}{\pi_i} - \frac{(1 - T_i) \varepsilon_i(0)}{1 - \pi_i}.$$

Note that  $Q_C = \sum_{i=1}^n u_i/n$ . Next observe that

$$\begin{aligned} \mu_{\text{ORA},i} &= \mathbb{E}\left(\frac{T_i Y_i(1 - \pi_i)}{\pi_i} + \frac{(1 - T_i) Y_i \pi_i}{1 - \pi_i} \middle| X_i\right) \\ &= \mathbb{E}\left(\frac{T_i(r_1(X_i) + \varepsilon_i(1))(1 - \pi_i)}{\pi_i} + \frac{(1 - T_i)(r_0(X_i) + \varepsilon_i(0))\pi_i}{1 - \pi_i} \middle| X_i\right) \\ &= r_1(X_i)(1 - \pi_i) + r_0(X_i)\pi_i, \end{aligned}$$

so we may write  $u_i$  as

$$u_i = \frac{\mu_{\text{ORA},i} - \hat{\mu}_i}{\pi_i(1 - \pi_i)}(T_i - \pi_i) + \frac{T_i \varepsilon_i(1)}{\pi_i} - \frac{(1 - T_i) \varepsilon_i(0)}{1 - \pi_i}. \quad (35)$$

We see that  $\mathbb{E}(u_i | \mathcal{D}) = 0$ , as for example  $\mathbb{E}(\varepsilon_i(1) | \mathcal{D}, T_i) = 0$ . Furthermore, the  $u_i$  are independent conditional on  $\mathcal{D}$  and

$$\sigma_i^2 := \text{Var}(u_i | \mathcal{D}) = \frac{(\mu_{\text{ORA},i} - \hat{\mu}_i)^2}{\pi_i(1 - \pi_i)} + \frac{\mathbb{E}(\varepsilon_i(1)^2 | X_i)}{\pi_i} + \frac{\mathbb{E}(\varepsilon_i(0)^2 | X_i)}{1 - \pi_i} \quad (36)$$

and

$$\frac{1}{n} \sum_{i=1}^n \sigma_i^2 = \frac{1}{n} \sum_{i=1}^n \frac{(\mu_{\text{ORA},i} - \hat{\mu}_i)^2}{\pi_i(1 - \pi_i)} + \bar{\sigma}^2 = \sigma_\mu^2 + \bar{\sigma}^2.$$

Next set

$$\zeta := \frac{\frac{1}{\sqrt{n}} \sum_{i=1}^n u_i}{\sqrt{\sigma_\mu^2 + \bar{\sigma}^2}}.$$

Observe that

$$\rho_i := \mathbb{E}(|u_i|^3 | \mathcal{D}) \leq c \left( \frac{|\mu_{\text{ORA},i} - \hat{\mu}_i|^3}{\pi_i(1 - \pi_i)} + \mathbb{E}(|\varepsilon_i(1)|^3 | X_i) + \mathbb{E}(|\varepsilon_i(0)|^3 | X_i) \right),$$

for some constant  $c > 0$  depending on  $c_\pi$ . The Berry-Esseen theorem [Esseen, 1942] gives us that for a universal constant  $C > 0$ ,

$$\sup_{t \in \mathbb{R}} |\mathbb{P}(\zeta \geq t | \mathcal{D}) - \Phi(t)| \leq \frac{C}{\sqrt{n}} \left( \frac{1}{n} \sum_{i=1}^n \sigma_i^2 \right)^{-3/2} \frac{1}{n} \sum_{i=1}^n \rho_i. \quad (37)$$

Now using

$$\frac{|\mu_{\text{ORA},i} - \hat{\mu}_i|^3}{\pi_i(1 - \pi_i)} \leq \|\boldsymbol{\mu}_{\text{ORA}} - \hat{\boldsymbol{\mu}}\|_\infty \frac{(\mu_{\text{ORA},i} - \hat{\mu}_i)^2}{\pi_i(1 - \pi_i)},$$

we see that

$$\frac{1}{n} \sum_{i=1}^n \rho_i \leq c (\|\boldsymbol{\mu}_{\text{ORA}} - \hat{\boldsymbol{\mu}}\|_\infty \sigma_\mu^2 + \bar{\rho}^3)$$

from which the result easily follows.  $\square$

## B.1 Analysis of the events

In this section, we prove that given  $c_\gamma, c_{\hat{\pi}}, c_{\hat{f}}$  and  $m \in \mathbb{N}$ , there exist positive constants  $c, c_1, c_2, c_{\hat{\mu}}$  and  $c_Y$  such that the event

$$\mathcal{T} := \mathcal{T}(c_\gamma, c_{\hat{\pi}}, c_1, c_{\hat{\mu}}, c_2, c_Y) := \mathcal{T}_1(c_\gamma, c_{\hat{\pi}}) \cap \mathcal{T}_2(c_1) \cap \mathcal{T}_3(c_{\hat{\mu}}) \cap \mathcal{T}_4(c_Y)$$

satisfies

$$\mathbb{P}(\mathcal{T}^c) \leq \mathbb{P}(\Omega^c(c_\gamma, c_{\hat{f}}, c_{\hat{\pi}})) + c'(p^{-m} + n^{-m}).$$

To do this, we first observe that

$$\begin{aligned} \mathbb{P}(\mathcal{T}^c) &\leq \mathbb{P}(\mathcal{T}^c \cap \Omega) + \mathbb{P}(\Omega^c) \\ &= \mathbb{P}((\mathcal{T}_2^c \cup \mathcal{T}_3^c \cup \mathcal{T}_4^c) \cap \Omega) + \mathbb{P}(\Omega^c) \\ &= \mathbb{P}(\{\mathcal{T}_2^c \cup (\mathcal{T}_3^c \cap \mathcal{T}_4) \cup \mathcal{T}_4^c\} \cap \Omega) + \mathbb{P}(\Omega^c) \\ &\leq \mathbb{P}(\mathcal{T}_2^c \cap \Omega) + \mathbb{P}(\mathcal{T}_3^c \cap \mathcal{T}_4 \cap \Omega) + \mathbb{P}(\mathcal{T}_4^c) + \mathbb{P}(\Omega^c), \end{aligned} \quad (38)$$

and then individually bound the first three terms in (38).

### B.1.1 Bounds relating to $\mathcal{T}_2$

**Lemma 9.** *For any  $m \in \mathbb{N}$ , there exists constants  $c, c' > 0$  such that for all  $v \in \mathbb{R}^p$  and  $n \in \mathbb{N}$ ,*

$$\mathbb{P}\left(\frac{1}{n} \sum_{i=1}^n (X_i^T v)^4 > c \|v\|_2^4\right) \leq \frac{c'}{n^m}.$$

*Proof.* First note that it suffices to show the result when  $\|v\|_2 = 1$ . Now denote by  $v_{-1} \in \mathbb{R}^p$  the vector  $v$  with the first component removed. We have

$$(X_i^T v)^4 \leq 2^4 \{(Z_i^T v_{-1})^4 + v_1^4\} \leq 2^4 \{(Z_i^T v_{-1})^4 + 1\}. \quad (39)$$

Note also that as  $Z_i^T v_{-1}$  is mean-zero and sub-Gaussian with variance proxy  $\sigma_Z^2 \|v_{-1}\|_2^2 \leq \sigma_Z^2$ ,

$$\mathbb{E}\{(Z_i^T v_{-1})^4\} \leq c, \quad (40)$$

where  $c > 0$  is a constant depending on  $\sigma_Z^2$ . Now let  $u_i := Z_i^T v_{-1}$ . From (39) and (40), we see that it suffices to show that there exist constants  $c, c' > 0$  such that

$$\mathbb{P}\left(\frac{1}{n} \sum_{i=1}^n (u_i^4 - \mathbb{E}u_i^4) > c\right) \leq \frac{c'}{n^m}.$$

A tail bound for mean-zero random variables under moment constraints [Wainwright, 2019, page 55] yields that

$$\mathbb{P}\left(\frac{1}{n} \sum_{i=1}^n (u_i^4 - \mathbb{E}u_i^4) > c\right) \leq \frac{c'}{c^{2m} n^m}. \quad (41)$$

where  $c'$  depends only on  $\{\mathbb{E}(u_i^4 - \mathbb{E}u_i^4)^{2m}\}^{\frac{1}{2m}}$  (and in particular is finite if  $c'$  is finite). But  $\mathbb{E}(u_i^4 - \mathbb{E}u_i^4)^{2m} \leq 2^{2m} \mathbb{E}u_i^{8m} < c''$  where  $c'' < \infty$  and  $c''$  depends only on  $m$  and  $\sigma_Z^2$ .  $\square$

**Lemma 10.** *Given  $c_\gamma, c_{\hat{\pi}} > 0$  and  $m \in \mathbb{N}$ , there exists  $c_1, c' > 0$  such that*

$$\mathbb{P}(\mathcal{T}_2^c(c_1) \cap \Omega(c_\gamma, c_{\hat{f}}, c_{\hat{\pi}})) \leq c' n^{-m}.$$

*Proof.* Applying Lemma 9 with  $v = \gamma - \hat{\gamma}$  we have that there exists  $c, c'$  such that

$$\mathbb{P}\left(\frac{1}{n} \sum_{i=1}^n \{X_i^T (\hat{\gamma} - \gamma)\}^4 > c \|\hat{\gamma} - \gamma\|_2^4\right) \leq \frac{c'}{n^m}.$$

Thus setting  $c_1 = cc_\gamma$ , we have

$$\begin{aligned} \mathcal{T}_2^c(c_1) \cap \Omega(c_\gamma, c_{\hat{f}}, c_{\hat{\pi}}) &= \left\{ \frac{1}{n} \sum_{i=1}^n \{X_i^T (\hat{\gamma} - \gamma)\}^4 > c_\gamma^2 c^2 s^2 \frac{(\log p)^2}{n^2} \right\} \cap \Omega(c_\gamma, c_{\hat{f}}, c_{\hat{\pi}}) \\ &\subseteq \left\{ \frac{1}{n} \sum_{i=1}^n \{X_i^T (\hat{\gamma} - \gamma)\}^4 > c \|\hat{\gamma} - \gamma\|_2^4 \right\}, \end{aligned}$$

which implies the result.  $\square$



### B.1.2 Bounds relating to $\mathcal{T}_3$

**Lemma 11.** *Given  $c_\gamma, c_{\tilde{f}}, c_{\hat{\pi}} > 0$  and  $m \in \mathbb{N}$ , there exist  $c > 0$  and  $c_\eta > 0$  such that,*

$$\mathbb{P}(\{\tilde{\mathbf{Y}} \text{ is a feasible solution to (13)}\} \mid \Omega) \geq 1 - cp^{-m}.$$

*Proof.* First we claim that for each  $j \in 1, \dots, p$  and  $i = 1, \dots, n$ , conditional on  $\Omega$ ,

$$X_{A,ij}(\tilde{Y}_{A,i} - \tilde{f}(X_{A,i})) - X_{ij}(\tilde{Y}_i - \tilde{f}(X_i)) \quad (42)$$

is mean-zero and satisfies Bernstein's condition with parameters for some constants  $(\sigma, b)$  [Wainwright, 2019, Equation (2.15)]. An application of Bernstein's tail bound and a union bound will then give us that

$$\mathbb{P}\left(\frac{1}{n} \|\mathbf{X}_A^T \{\tilde{\mathbf{Y}}_A - \tilde{f}(\mathbf{X}_A)\} - \mathbf{X}^T \{\tilde{\mathbf{Y}} - \tilde{f}(\mathbf{X})\}\|_\infty \geq t \mid \Omega\right) \leq 2p \exp\left(-\frac{nt^2}{2(\sigma^2 + bt)}\right). \quad (43)$$

To prove the claim, observe that when  $j = 1$ , (42) reduces to

$$\tilde{Y}_{A,i} - \tilde{f}(X_{A,i}) - (\tilde{Y}_i - \tilde{f}(X_i)).$$

Conditional on  $\Omega$ , each of the terms above are sub-Gaussian (in particular note that for all  $i$ ,  $0 < c_{\hat{\pi}} < \hat{\pi}_i < 1 - c_{\hat{\pi}} < 1$ ), and so the linear combination above satisfies Bernstein's condition. Considering the case when  $j \geq 2$ , observe that conditional on  $\Omega$ ,

$$X_{A,ij}(\tilde{Y}_{A,i} - \tilde{f}(X_{A,i}) - \mathbb{E}[\{\tilde{Y}_{A,i} - \tilde{f}(X_{A,i})\} \mid \Omega])$$

is a product of mean-zero sub-Gaussian random variables, and hence satisfies Bernstein's condition [Vershynin, 2018, Lem. 2.7.7]. Also

$$X_{A,ij} \mathbb{E}[\{\tilde{Y}_{A,i} - \tilde{f}(X_{A,i})\} \mid \Omega]$$

is sub-Gaussian conditional on  $\Omega$  with variance proxy depending on  $|\mathbb{E}[\{\tilde{Y}_{A,i} - \tilde{f}(X_{A,i})\} \mid \Omega]|$  which is finite by Assumption 3 and (ii) and (iii) in the definition of  $\Omega$  in Section 3. Thus  $X_{A,ij}(\tilde{Y}_{A,i} - \tilde{f}(X_{A,i}))$  and similarly  $X_{ij}(\tilde{Y}_i - \tilde{f}(X_i))$  and hence their difference satisfy Bernstein's condition.

Now arguing from (43), substituting  $t = \eta = c_\eta \sqrt{\log p/n}$  and using Assumption 5 shows that for  $n$  sufficiently large,

$$\begin{aligned} & \mathbb{P}(\{\tilde{\mathbf{Y}} \text{ is a feasible solution to (13)}\} \mid \Omega) \\ &= \mathbb{P}\left(\frac{1}{n} \|\mathbf{X}_A^T \{\tilde{\mathbf{Y}}_A - \tilde{f}(\mathbf{X}_A)\} - \mathbf{X}^T \{\tilde{\mathbf{Y}} - \tilde{f}(\mathbf{X})\}\|_\infty \geq c_\eta \sqrt{\log p/n} \mid \Omega\right) \\ &\geq 1 - 2 \exp\left(-\frac{c_\eta^2 \log p}{3\sigma^2} + \log p\right). \end{aligned}$$

Thus provided  $c_\eta/(3\sigma^2) \geq m + 1$ , we have that for  $n$  sufficiently large, the last display above is at least  $1 - 2p^{-m}$ , as required.  $\square$

**Lemma 12.** Given  $c_\gamma, c_{\tilde{f}}, c_{\tilde{\pi}}, c_Y > 0$  and  $m \in \mathbb{N}$ , there exist  $c, c_{\hat{\mu}}, c_2 > 0$  such that

$$\mathbb{P}\left(\left\{\frac{1}{n}\|\hat{\boldsymbol{\mu}}\|_2^2 > c_{\hat{\mu}}\right\} \cap \mathcal{T}_4 \cap \Omega\right) \leq e^{-cn} \quad (44)$$

$$\mathbb{P}\left(\left\{\frac{1}{n}\|\mathbf{X}^T(\hat{\boldsymbol{\mu}} - \tilde{\mathbf{Y}})\|_\infty > c_2\sqrt{\frac{\log p}{n}}\right\} \cap \Omega\right) \leq cp^{-m}. \quad (45)$$

*Proof.* We show (45) first. Let  $\mathcal{A}_1 := \{\tilde{\mathbf{Y}} \text{ is feasible for (23)}\}$ . On the event  $\mathcal{A}_1$ ,

$$\begin{aligned} \frac{1}{n}\|\mathbf{X}_A^T\{\tilde{\mathbf{Y}}_A - \tilde{f}(\mathbf{X}_A)\} - \mathbf{X}^T\{\tilde{\mathbf{Y}} - \tilde{f}(\mathbf{X})\}\|_\infty &\leq c_\eta\sqrt{\frac{\log p}{n}} \\ \frac{1}{n}\|\mathbf{X}_A^T\{\tilde{\mathbf{Y}}_A - \tilde{f}(\mathbf{X}_A)\} - \mathbf{X}^T\{\hat{\boldsymbol{\mu}} - \tilde{f}(\mathbf{X})\}\|_\infty &\leq c_\eta\sqrt{\frac{\log p}{n}}. \end{aligned}$$

Thus by the triangle inequality,

$$\frac{1}{n}\|\mathbf{X}^T(\hat{\boldsymbol{\mu}} - \tilde{\mathbf{Y}})\|_\infty \leq 2c_\eta\sqrt{\frac{\log p}{n}}.$$

From Lemma 11, we have that there exists constant  $c > 0$  and a choice of  $c_\eta$  such that  $\mathbb{P}(\mathcal{A}_1|\Omega) \geq 1 - cp^{-m}$ . Thus

$$\mathbb{P}\left(\left\{\frac{1}{n}\|\mathbf{X}^T(\hat{\boldsymbol{\mu}} - \tilde{\mathbf{Y}})\|_\infty > 2c_\eta\sqrt{\frac{\log p}{n}}\right\} \cap \Omega\right) \leq cp^{-m},$$

which shows (45). To show (44) we first observe that if  $\tilde{\mathbf{Y}}$  is feasible, then

$$\begin{aligned} \|\hat{\boldsymbol{\mu}} - \tilde{f}(\mathbf{X})\|_2^2 &\leq \|\tilde{\mathbf{Y}} - \tilde{f}(\mathbf{X})\|_2^2 \\ &\leq 2\|\tilde{\mathbf{Y}}\|_2^2 + 4\|\tilde{f}(\mathbf{X}) - \mathbb{E}(\tilde{f}(\mathbf{X})|\tilde{f})\|_2^2 + 4\|\mathbb{E}(\tilde{f}(\mathbf{X})|\tilde{f})\|_2^2. \end{aligned}$$

Now on  $\Omega$  there exists constant  $c > 0$  such that  $|\tilde{Y}_i| \leq c|Y_i|$  for all  $i$ . Thus on the event  $\Omega \cap \mathcal{A}_1 \cap \mathcal{T}_4$

$$\frac{2}{n}\|\tilde{\mathbf{Y}}\|_2^2 + \frac{4}{n}\|\mathbb{E}(\tilde{f}(\mathbf{X})|\tilde{f})\|_2^2 \leq 2c^2c_Y + 4c_{\tilde{f}}^2.$$

Conditional on  $\Omega$ ,  $\tilde{f}(X_i) - \mathbb{E}(\tilde{f}(X_i)|\tilde{f})$  is mean-zero and sub-Gaussian with variance proxy  $c_{\tilde{f}}^2$ . Thus its square satisfies Bernstein's condition with parameters  $(8c_{\tilde{f}}^2, 4c_{\tilde{f}}^2)$  [Vershynin, 2018, Lem. 2.7.7], and hence Bernstein's inequality yields

$$\mathbb{P}\left(\frac{1}{n}\|\tilde{f}(\mathbf{X}) - \mathbb{E}(\tilde{f}(\mathbf{X})|\tilde{f})\|_2^2 \geq m_{\tilde{f}} + t \mid \Omega\right) \leq \exp\left(-\frac{nt^2}{2(8c_{\tilde{f}}^2 + 4c_{\tilde{f}}^2t)}\right)$$

for  $t \geq 0$ , where  $m_{\tilde{f}} := \mathbb{E}\{\tilde{f}(X_i) - \mathbb{E}(\tilde{f}(X_i)|\tilde{f})\}^2$ . Note that on  $\Omega$ , we have  $m_{\tilde{f}} \leq c_{\tilde{f}}^2$ . Thus putting things together, we see that for  $c_{\hat{\mu}} > 2c^2c_Y + 8c_{\tilde{f}}^2$ , there exists  $c' > 0$  such that

$$\mathbb{P}\left(\left\{\frac{1}{n}\|\hat{\boldsymbol{\mu}}\|_2^2 > c_{\hat{\mu}}\right\} \cap \mathcal{T}_4 \cap \Omega\right) \leq e^{-c'n}$$

as required.  $\square$

### B.1.3 Bounds relating to $\mathcal{T}_4$

**Lemma 13.** *There exist constants  $c, c_Y > 0$  such that*

$$\mathbb{P}(\|\mathbf{Y}\|_2^2/n \geq c_Y) \leq e^{-cn}.$$

*Proof.* We have  $\|\mathbf{Y}\|_2^2/n \leq 2m_Y^2 + 2\|\mathbf{Y} - \mathbb{E}\mathbf{Y}\|_2^2$ . As the  $Y_i - \mathbb{E}Y_i$  are i.i.d. mean zero and sub-Gaussian, each  $(Y_i - \mathbb{E}Y_i)^2$  is sub-exponential [Vershynin, 2018, Lem. 2.7.7]. The result then follows from Bernstein's inequality.  $\square$

## C Proof of Theorem 3

In what follows it will be convenient to define  $\sigma_*^2 := \sigma_\mu^2 + \bar{\sigma}^2$ .

**Lemma 14.** *Consider the setup of Theorem 3. We have that there exists constants  $c_1, \dots, c_4 > 0$  such that on an event  $\Lambda_1$  with probability at least  $1 - \mathbb{P}(\Omega^c(c_\gamma, c_{\hat{f}}, c_{\hat{\pi}})) - c_1(p^{-m} + n^{-m})$ , the random element  $\mathcal{D}$  satisfies following inequalities:*

$$\max_{i=1, \dots, n} |\hat{\pi}_i - \pi_i| \leq c_2 \frac{\sqrt{b_n \log n}}{n^{\frac{1}{4}}}; \quad (46)$$

$$\max_{t=0,1} \frac{1}{n} \sum_{i=1}^n r_t^2(X_i) \leq c_2; \quad (47)$$

$$\mathbb{P}(\|\mathbf{Y}\|_2^2/n > c_2 \mid \mathcal{D}) \leq n^{-m}, \quad \frac{1}{n} \|\hat{\boldsymbol{\mu}}\|_2^2 \leq c_2; \quad (48)$$

$$\mathbb{P}\left(|\delta| > c_\delta(s + \sqrt{s \log n}) \frac{\log p}{\sqrt{n}} \mid \mathcal{D}\right) \leq c_3(n^{-m} + p^{-m}); \quad (49)$$

$$c_4 \leq \sigma_*^2 \leq c_3, \quad \bar{\rho}^3 \leq c_3. \quad (50)$$

*Proof.* (46): This follows from (34), (32), and Assumption 6.

(47): Fix  $t \in \{0, 1\}$ . By Jensen's inequality  $\mathbb{E}(|r_t(X) - \mathbb{E}Y(t)|^l) \leq \mathbb{E}|Y(t) - \mathbb{E}Y(t)|^l$  for  $l \geq 1$ . Thus, by the characterisation of sub-Gaussian random variables in terms of moments bounds [Wainwright, 2019, Thm. 2.6]) and Assumption 3,  $r_t(X) - \mathbb{E}Y(t)$  is sub-Gaussian and so the desired inequality follows similarly to Lemma 13.

(48): For the first result, note that Bernstein's inequality yields that there exists  $c', c > 0$  such that  $\mathbb{P}(\|\mathbf{Y}\|_2^2/n > c') \leq e^{-cn}$ . Thus by Markov's inequality,

$$\mathbb{P}\{\mathbb{P}(\|\mathbf{Y}\|_2^2/n > c' \mid \mathcal{D}) > n^{-m}\} \leq n^m e^{-cn} \leq c'' n^{-m},$$

for all  $n$  for  $c''$  sufficiently large. The second result follows from (44).

(49): From Theorem 2 and its proof (in particular Lemmas 6 and 7), we know that there exist constants  $c_\delta, c' > 0$  such that

$$\mathbb{P}(\mathcal{A} \cap \Omega) \leq c' \{\max(n, p)\}^{-2m}$$

where

$$\mathcal{A} := \left\{ |\delta| > c_\delta(s + \sqrt{s \log n}) \frac{\log p}{\sqrt{n}} \right\}.$$

Now as  $\mathcal{D}$  determines  $\Omega$ , we have

$$c' \{\max(n, p)\}^{-2m} \geq \mathbb{E}(\mathbb{1}_{\mathcal{A}} \mathbb{1}_\Omega) = \mathbb{E}\mathbb{E}(\mathbb{1}_{\mathcal{A}} \mathbb{1}_\Omega \mid \mathcal{D}) = \mathbb{E}\{\mathbb{1}_\Omega \mathbb{E}(\mathbb{1}_{\mathcal{A}} \mid \mathcal{D})\} = \mathbb{E}\{\mathbb{1}_\Omega \mathbb{P}(\mathcal{A} \mid \mathcal{D})\},$$

whence by Markov's inequality,

$$\mathbb{P}(\{\mathbb{P}(\mathcal{A} | \mathcal{D}) > \{\max(n, p)\}^{-m}\} \cap \Omega) = \mathbb{P}(\mathbb{1}_\Omega \mathbb{P}(\mathcal{A} | \mathcal{D}) > \{\max(n, p)\}^{-m}) \leq c' \{\max(n, p)\}^{-m}.$$

Thus  $\mathbb{P}\{\mathbb{P}(\mathcal{A} | \mathcal{D}) > \{\max(n, p)\}^{-m}\} \leq c' \{\max(n, p)\}^{-m} + \mathbb{P}(\Omega^c)$ .

(50): Fixing  $t \in \{0, 1\}$  and writing  $a$  for the mean of  $Y(t)$ , we have that for  $l \in \mathbb{N}$

$$\begin{aligned} \mathbb{E}\varepsilon(t)^{2l} &= \mathbb{E}\{Y(t) - a + a - \mathbb{E}(Y(t)|X)\}^{2l} \\ &\leq 2^{2l} \mathbb{E}\{Y(t) - a\}^{2l} + 2^{2l} \mathbb{E}\{\mathbb{E}(Y(t) - a|X)\}^{2l} \\ &\leq 2 \cdot 2^{2l} \mathbb{E}\{Y(t) - a\}^{2l}, \end{aligned}$$

applying Jensen's inequality in the final line. As  $Y(t) - a$  is mean-zero and sub-Gaussian we see that  $\varepsilon(t)$  is also sub-Gaussian. Thus, we know there exists  $c > 0$  such that

$$\frac{c^r (2r)!}{2^r r!} \geq \mathbb{E}\varepsilon(t)^{2r} \geq \mathbb{E}[\mathbb{E}\{\varepsilon(t)^2 | X\}]^r, \quad (51)$$

using Jensen's inequality for the final inequality. A tail bound for averages of independent mean-zero random variables under moment constraints [Wainwright, 2019, page 55] along with Assumptions 7 and 2 then show that  $\bar{\sigma}^2$  concentrates around its (positive) mean (see also (41)), thereby giving the required high probability lower bound, and a corresponding upper bound. In view of this, for the upper bound, it suffices to argue that  $\sigma_\mu^2$  is bounded above with high probability, but this follows from Lemma 12. The bound for  $\bar{\rho}^3$  follows similarly to those for  $\bar{\sigma}^2$ .  $\square$

**Lemma 15.** *Consider the setup of Theorem 3 and Lemma 14. Given  $m \in \mathbb{N}$ , there exist constants  $c_1, c_2, c_3 > 0$  such that on an event  $\Lambda_2 \subseteq \Lambda_1$  with probability at least  $1 - \mathbb{P}(\Lambda_1^c) - c_1 n^{-m}$ , we have*

$$\mathbb{P}\left(|\hat{\sigma}^2 - \sigma_*^2| > c_2(n^{1/4} \sqrt{b_n} + \|\boldsymbol{\mu}_{\text{ORA}} - \hat{\boldsymbol{\mu}}\|_\infty) \sqrt{\frac{\log n}{n}} \mid \mathcal{D}\right) \leq c_3 n^{-m}.$$

*Proof.* Let us introduce for  $i = 1, \dots, n$ ,

$$q_i := -\left(\frac{T_i(Y_i - \hat{\mu}_i)}{\hat{\pi}_i \pi_i} + \frac{(1 - T_i)(Y_i - \hat{\mu}_i)}{(1 - \hat{\pi}_i)(1 - \pi_i)}\right)(\hat{\pi}_i - \pi_i),$$

and recall that

$$\begin{aligned} u_i &:= \left(\frac{r_1(X_i)}{\pi_i} + \frac{r_0(X_i)}{1 - \pi_i} - \frac{\hat{\mu}_i}{\pi_i(1 - \pi_i)}\right)(T_i - \pi_i) + \left(\frac{T_i \varepsilon_i(1)}{\pi_i} - \frac{(1 - T_i) \varepsilon_i(0)}{1 - \pi_i}\right) \\ &= \frac{\mu_{\text{ORA}, i} - \hat{\mu}_i}{\pi_i(1 - \pi_i)}(T_i - \pi_i) + \frac{T_i \varepsilon_i(1)}{\pi_i} - \frac{(1 - T_i) \varepsilon_i(0)}{1 - \pi_i}; \end{aligned}$$

see (35). Similarly to (28), we can show that for all  $i = 1, \dots, n$ ,

$$\frac{T_i(Y_i - \hat{\mu}_i)}{\hat{\pi}_i} + \frac{(1 - T_i)(Y_i - \hat{\mu}_i)}{1 - \hat{\pi}_i} = q_i + u_i + \bar{\tau},$$

so

$$\hat{\sigma}^2 = \frac{1}{n} \sum_{i=1}^n (q_i + u_i + \bar{\tau} - \hat{\tau}_{\text{DIPW}})^2.$$

Then we have that

$$\begin{aligned} |\hat{\sigma}^2 - \sigma_*^2| &\leq \left| \frac{1}{n} \sum_{i=1}^n u_i^2 - \sigma_*^2 \right| + \frac{1}{n} \sum_{i=1}^n (q_i + \bar{\tau} - \hat{\tau}_{\text{DIPW}})^2 + 2 \left| \frac{1}{n} \sum_{i=1}^n u_i (q_i + \bar{\tau} - \hat{\tau}_{\text{DIPW}}) \right| \\ &=: A + B + C. \end{aligned} \quad (52)$$

To control  $A$ , first recall that

$$\sigma_*^2 = \frac{1}{n} \sum_{i=1}^n \left( \frac{(\mu_{\text{ORA},i} - \hat{\mu}_i)^2}{\pi_i(1-\pi_i)} + \underbrace{\frac{\mathbb{E}(\varepsilon_i(1)^2 | X_i)}{\pi_i} + \frac{\mathbb{E}(\varepsilon_i(0)^2 | X_i)}{1-\pi_i}}_{=: \bar{\sigma}_i^2} \right);$$

see (36). Thus

$$\begin{aligned} A &\leq \frac{1}{n} \sum_{i=1}^n \left\{ \left| \frac{(\mu_{\text{ORA},i} - \hat{\mu}_i)^2}{\pi_i(1-\pi_i)} \left( \frac{(T_i - \pi_i)^2}{\pi_i(1-\pi_i)} - 1 \right) \right| + \left| \bar{\sigma}_i^2 - \left( \frac{T_i \varepsilon_i(1)}{\pi_i} - \frac{(1-T_i) \varepsilon_i(0)}{1-\pi_i} \right)^2 \right| \right. \\ &\quad \left. + 2 \left| (T_i - \pi_i) \frac{\mu_{\text{ORA},i} - \hat{\mu}_i}{\pi_i(1-\pi_i)} \left( \frac{T_i \varepsilon_i(1)}{\pi_i} - \frac{(1-T_i) \varepsilon_i(0)}{1-\pi_i} \right) \right| \right\} \\ &=: |A_1| + |A_2| + |A_3|. \end{aligned}$$

Now conditional on  $\mathcal{D}$ ,  $A_1$  is an average of independent sub-Gaussian variables, so is itself sub-Gaussian with variance proxy

$$\frac{c}{n^2} \sum_{i=1}^n \frac{(\mu_{\text{ORA},i} - \hat{\mu}_i)^4}{\pi_i(1-\pi_i)} \leq \frac{c}{n} \|\boldsymbol{\mu}_{\text{ORA}} - \hat{\boldsymbol{\mu}}\|_\infty^2 \sigma_\mu^2,$$

for a constant  $c > 0$ . Thus for a constant  $c' > 0$  sufficiently large,

$$\mathbb{P}(|A_1| \geq c' \|\boldsymbol{\mu}_{\text{ORA}} - \hat{\boldsymbol{\mu}}\|_\infty \sigma_\mu \sqrt{\log(n)/n} | \mathcal{D}) \leq 2n^{-m}. \quad (53)$$

From (51), we see that  $A_2$  is an average of sub-exponential random variables, so Bernstein's inequality gives us that

$$\mathbb{P}(|A_2| \geq c \sqrt{\log(n)/n}) \leq 2n^{-2m}$$

for a constant  $c > 0$  sufficiently large. But then by Markov's inequality,

$$\mathbb{P}\{\mathbb{P}(|A_2| \geq c \sqrt{\log(n)/n} | \mathcal{D}) > n^{-m}\} \leq 2n^{-m}. \quad (54)$$

Finally note that  $|A_3| \leq 2 \|\boldsymbol{\mu}_{\text{ORA}} - \hat{\boldsymbol{\mu}}\|_\infty |A_{31}|$  where

$$A_{31} := \frac{1}{n} \sum_{i=1}^n \frac{T_i - \pi_i}{\pi_i(1-\pi_i)} \left( \frac{T_i \varepsilon_i(1)}{\pi_i} - \frac{(1-T_i) \varepsilon_i(0)}{1-\pi_i} \right).$$

By (51) the  $\varepsilon_i(0), \varepsilon_i(1)$  are all sub-Gaussian, so  $A_{31}$  is an average of mean-zero sub-Gaussian random variables. Hoeffding's inequality then gives us that there exists constant  $c > 0$  such that

$$\mathbb{P}(|A_{31}| \geq c \sqrt{\log(n)/n}) \leq 2n^{-2m}.$$

Thus by Markov's inequality

$$\mathbb{P}\{\mathbb{P}(|A_3| \geq c \|\boldsymbol{\mu}_{\text{ORA}} - \hat{\boldsymbol{\mu}}\|_\infty \sqrt{\log(n)/n} \mid \mathcal{D}) > n^{-m}\} \leq 2n^{-m}. \quad (55)$$

Note that on  $\Lambda_1$ ,  $\sigma_\mu$  is bounded from above due to (47) and (48). We thus see from (53), (54), (55), that on an event  $\Lambda_{2A} \subseteq \Lambda_1$  with probability at least  $1 - \mathbb{P}(\Lambda_1) - c_1 n^{-m}$  for some constant  $c_1 > 0$ ,

$$\mathbb{P}(|A| \geq c_2(1 + \|\boldsymbol{\mu}_{\text{ORA}} - \hat{\boldsymbol{\mu}}\|_\infty) \sqrt{\log(n)/n} \mid \mathcal{D}) \leq c_3 n^{-m} \quad (56)$$

for constants  $c_2, c_3 > 0$ .

We now turn to  $B$ . Working on  $\Lambda_1$ , we see that applying (46) and using the fact that  $\hat{\pi}_i$  and  $\pi_i$ 's are bounded within  $[c_{\hat{\pi}}, 1 - c_{\hat{\pi}}]$  and  $[c_\pi, 1 - c_\pi]$  respectively, we have that there exists a constant  $c > 0$  such that

$$B \leq 2 \frac{1}{n} \sum_{i=1}^n q_i^2 + 2(\hat{\tau}_{\text{DIPW}} - \bar{\tau})^2 \leq c(\|\mathbf{Y}\|_2^2/n + \|\hat{\boldsymbol{\mu}}\|_2^2/n) \frac{b_n \log n}{\sqrt{n}} + 2(\hat{\tau}_{\text{DIPW}} - \bar{\tau})^2.$$

Then using (48), we see that on  $\Lambda_1$ ,

$$\mathbb{P}\left(B \leq c \frac{b_n \log n}{\sqrt{n}} + 2(\hat{\tau}_{\text{DIPW}} - \bar{\tau})^2 \mid \mathcal{D}\right) \leq n^{-m}. \quad (57)$$

We are now left with the task of dealing with  $(\hat{\tau}_{\text{DIPW}} - \bar{\tau})^2 \leq 2\delta^2/n + 2Q_C^2$  where recall that

$$\begin{aligned} Q_C &= \frac{1}{n} \sum_{i=1}^n \frac{\mu_{\text{ORA},i} - \hat{\mu}_i}{\pi_i(1 - \pi_i)} (T_i - \pi_i) + \frac{1}{n} \sum_{i=1}^n \left( \frac{T_i \varepsilon_{1,i}}{\pi_i} - \frac{(1 - T_i) \varepsilon_{0,i}}{1 - \pi_i} \right) \\ &=: Q_{C1} + Q_{C2}. \end{aligned}$$

Now conditional on  $\mathcal{D}$ ,  $Q_{C1}$  is an average of mean zero sub-Gaussian random variables, so there exists constant  $c > 0$  such that

$$\mathbb{P}(2Q_{C1}^2 > c\sigma_u^2 \log(n)/n \mid \mathcal{D}) \leq 2n^{-m}. \quad (58)$$

Also,  $Q_{C2}$  is an average of mean zero sub-Gaussian random variables, so there exists constant  $c > 0$  such that  $\mathbb{P}(2Q_{C2}^2 > c \log(n)/n) \leq 2n^{-2m}$ . Markov's inequality then gives that

$$\mathbb{P}\{\mathbb{P}(2Q_{C2}^2 \geq c \log(n)/n \mid \mathcal{D}) > n^{-m}\} \leq 2n^{-m}. \quad (59)$$

Note that the quantity  $\delta^2/n$  is straightforward to control using (49), with a high probability upper bound

$$(s^2 + s \log n) \frac{(\log p)^2}{n^2} \leq 2 \left( \frac{b_n^2}{n} + \frac{a_n b_n}{\sqrt{n}} \right)$$

using assumptions 5 and 6. Thus putting together (57), (58), (59) and the above, we see that on an event  $\Lambda_{2B} \subseteq \Lambda_{2A}$  with probability at least  $1 - \mathbb{P}(\Lambda_1) - c_1 n^{-m}$  for some  $c_1 > 0$ ,

$$\mathbb{P}(|B| \geq c_2 b_n \log n / \sqrt{n} \mid \mathcal{D}) \leq c_3 n^{-m} \quad (60)$$

for constants  $c_2, c_3 > 0$ , where we have used that  $b_n \geq \log(2)/\sqrt{n}$  (see Assumption 5).

Turning now to  $C$ , observe that by the Cauchy–Schwarz inequality,

$$C^2 \leq 4B \cdot \frac{1}{n} \sum_{i=1}^n u_i^2.$$

Now

$$\frac{1}{n} \sum_{i=1}^n u_i^2 \leq |A| + \sigma_*^2$$

by the triangle inequality. Thus using (56), (50) and (60), we see that on  $\Lambda_{2B}$ , there exists constants  $c, c' > 0$  such that

$$\mathbb{P}(|C| \geq c\{\sqrt{b_n \log n/n^{1/4}} + (1 + \|\boldsymbol{\mu}_{\text{ORA}} - \hat{\boldsymbol{\mu}}\|_\infty)\sqrt{\log(n)/n}\} \mid \mathcal{D}) \leq c'n^{-m}.$$

Putting together (56), (60) and the above gives the result.  $\square$

*Proof of Theorem 3.* Throughout the proof we work on the event  $\Lambda_2$  defined in Lemma 15. Now

$$\begin{aligned} & \mathbb{P}\left(|\hat{\tau}_{\text{DIPW}} - \bar{\tau}| \leq \frac{\hat{\sigma}}{\sqrt{n}} \Phi^{-1}(1 - \alpha/2) \mid \mathcal{D}\right) \\ & \geq \underbrace{\mathbb{P}\left(|\zeta| \leq \frac{1}{\sigma_*} \left(\hat{\sigma} \Phi^{-1}(1 - \alpha/2) - c_\delta(s + \sqrt{s \log n}) \frac{\log p}{\sqrt{n}}\right) \mid \mathcal{D}\right)}_{=:A} - \underbrace{\mathbb{P}\left(|\delta| \geq c_\delta(s + \sqrt{s \log n}) \frac{\log p}{\sqrt{n}} \mid \mathcal{D}\right)}_{=:B}, \end{aligned}$$

where  $c_\delta$  is inherited from (49) and  $\zeta$  is as in Theorem 2. From (49), we have that

$$B \leq c(p^{-m} + n^{-m}). \quad (61)$$

To control  $A$ , recalling Assumption 6, we have that,

$$A \geq \mathbb{P}\left(|\zeta| \leq \frac{\hat{\sigma}}{\sigma_*} \Phi^{-1}(1 - \alpha/2) - \frac{b_n}{\sigma_*} - \frac{\sqrt{b_n \log p \log n}}{\sigma_* n^{1/4}} \mid \mathcal{D}\right).$$

Using the elementary inequality  $(a - b)^2 \leq (a^2 - b^2)^2/a^2$  for  $a > 0, b \geq 0$ , we find

$$\left|\frac{\hat{\sigma}}{\sigma_*} - 1\right| \leq \frac{|\hat{\sigma}^2 - \sigma_*^2|}{\sigma_*^2}.$$

Then it follows from Lemmas 14 and 15 that

$$\begin{aligned} A & \geq \mathbb{P}\left(|\zeta| \leq \Phi^{-1}(1 - \alpha/2) - c\left(\|\hat{\boldsymbol{\mu}} - \boldsymbol{\mu}_{\text{ORA}}\|_\infty \sqrt{\frac{\log n}{n}} + b_n + \frac{\sqrt{b_n \log p \log n}}{n^{1/4}}\right) \mid \mathcal{D}\right) \\ & \quad - c'(p^{-m} - n^{-m}). \end{aligned}$$

By combining the above inequality with Lemma 8, we have that

$$\begin{aligned} A & \geq \mathbb{P}\left(|Z| \leq \Phi^{-1}(1 - \alpha/2) - c\left(\|\hat{\boldsymbol{\mu}} - \boldsymbol{\mu}_{\text{ORA}}\|_\infty \sqrt{\frac{\log n}{n}} + b_n + \frac{\sqrt{b_n \log p \log n}}{n^{1/4}}\right)\right) \\ & \quad - c'(p^{-m} - n^{-m}) - \frac{c_\zeta(\sigma_\mu^2 \|\hat{\boldsymbol{\mu}} - \boldsymbol{\mu}_{\text{ORA}}\|_\infty + \bar{\rho}^3)}{\sigma_*^3} \frac{1}{\sqrt{n}}, \end{aligned}$$

where  $Z$  is a standard Gaussian random variable. Using a Taylor expansion for  $\Phi$ , noting that it has bounded derivative, and using (61), we obtain the desired result.  $\square$

## D Proof of Theorem 4

First note that

$$\bar{\tau} - \tau = \frac{1}{n} \sum_{i=1}^n \left( r_1(X_i) - r_0(X_i) - \tau \right).$$

By combining this with the decomposition of  $\hat{\tau}_{\text{DIPW}} - \bar{\tau}$  in (28), we obtain

$$\begin{aligned} \hat{\tau}_{\text{DIPW}} - \tau &= \underbrace{Q_A + Q_B}_{=n^{-1/2}\delta} + \underbrace{\frac{1}{n} \sum_{i=1}^n \left( \frac{r_{1,i}}{\pi_i} + \frac{r_{0,i}}{1-\pi_i} - \frac{\hat{\mu}_i}{\pi_i(1-\pi_i)} \right)}_{=:Q_{C1}} (T_i - \pi_i) \\ &\quad + \underbrace{\frac{1}{n} \sum_{i=1}^n \left( \frac{T_i \varepsilon_{1,i}}{\pi_i} - \frac{(1-T_i) \varepsilon_{0,i}}{1-\pi_i} + r_1(X_i) - r_0(X_i) - \tau \right)}_{=:Q_{C2}}, \end{aligned}$$

where  $Q_A$  and  $Q_B$  are defined as in (28). We may thus take  $\delta$  in Theorem 4 as the same as that from Theorem 2, so (i) of Theorem 4 follows directly from (i) of Theorem 2. For (ii), we assign  $\zeta_1 = \sqrt{n}Q_{C1}/\sigma_\mu$  and  $\zeta_2 = \sqrt{n}Q_{C2}/\sigma$ . To prove the required property of  $\zeta_1$  thus defined, we follow the argument of Lemma 8 with  $u_i$  redefined as

$$u_i := \left( \frac{r_{1,i}}{\pi_i} + \frac{r_{0,i}}{1-\pi_i} - \frac{\hat{\mu}_i}{\pi_i(1-\pi_i)} \right) (T_i - \pi_i).$$

To prove the required property of  $\zeta_2$ , we apply the Berry-Esseen theorem [Esseen, 1942] to the mean zero i.i.d. random variables

$$\left( \frac{T_i \varepsilon_{1,i}}{\pi_i} - \frac{(1-T_i) \varepsilon_{0,i}}{1-\pi_i} + r_1(X_i) - r_0(X_i) - \tau \right).$$

Turning to property (iii), we have

$$\mathbb{E}(r_t(X_i)(T_i - \pi_i)r_{t'}(X_i) | \mathcal{D}) = r_t(X_i)r_{t'}(X_i)\mathbb{E}((T_i - \pi_i) | \mathcal{D}) = 0$$

for all  $t, t' \in \{0, 1\}$ . Also

$$\begin{aligned} \mathbb{E}(r_t(X_i)(T_i - \pi_i)\varepsilon_i(t') | \mathcal{D}) &= \mathbb{E}\{\mathbb{E}(r_t(X_i)(T_i - \pi_i)\varepsilon_i(t') | \mathcal{D}, Y_i) | \mathcal{D}\} \\ &= \mathbb{E}\{\varepsilon_i(t')r_t(X_i)\mathbb{E}(T_i - \pi_i | \mathcal{D}) | \mathcal{D}\} = 0, \end{aligned}$$

using Assumption 1 for the final equality.  $\square$

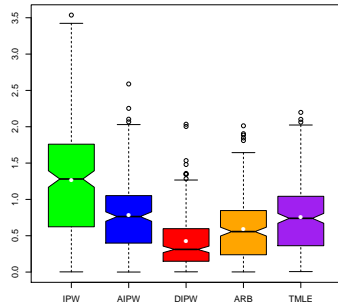
## E ATE results with heteroscedastic noise

In Figures 4 and 5, we present the results of repeating the experiments in Section 6.1 replacing the homoscedastic noise  $\varepsilon_i$  in (25) with heteroscedastic errors

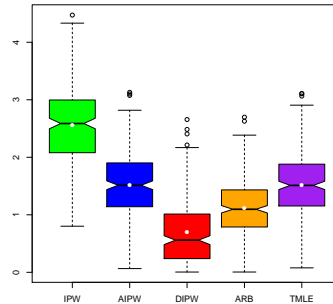
$$\mathbb{1}_{\{\pi(X_i) \geq 0.5\}} \varepsilon_i^{(+)} + \mathbb{1}_{\{\pi(X_i) < 0.5\}} \varepsilon_i^{(-)},$$

where  $\varepsilon_i^{(+)} \sim \mathcal{N}(0, 0.5)$  and  $\varepsilon_i^{(-)} \sim \mathcal{N}(0, 2)$ . The results are similar to those presented in Figures 1 and 2 with DIPW performing well across the scenarios considered.

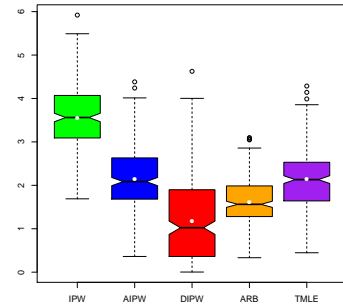




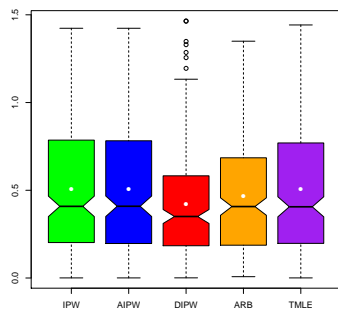
(a) Toeplitz design,  $d_\gamma = 5$



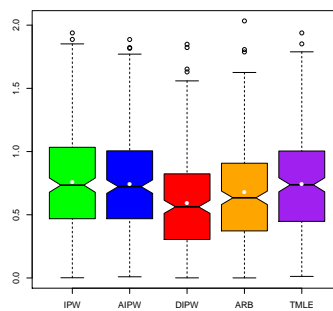
(b) Toeplitz design,  $d_\gamma = 20$



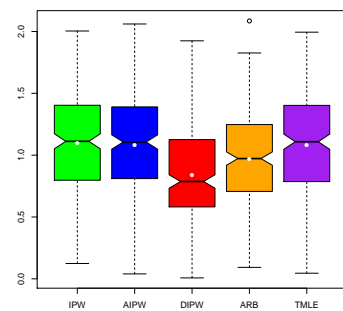
(c) Toeplitz design,  $d_\gamma = 50$



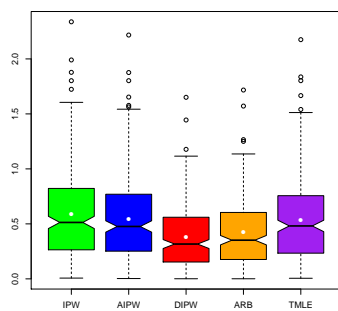
(d) Exponential design,  $d_\gamma = 5$



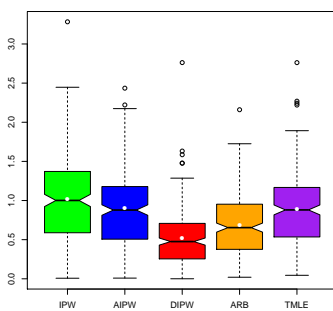
(e) Exponential design,  $d_\gamma = 20$



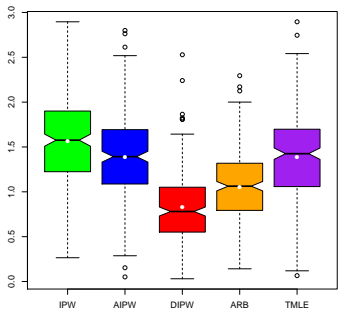
(f) Exponential design,  $d_\gamma = 50$



(g) Real data design,  $d_\gamma = 5$

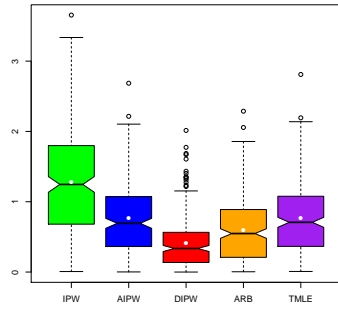


(h) Real data design,  $d_\gamma = 20$

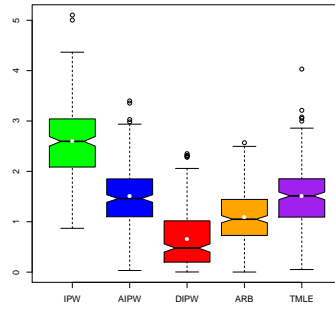


(i) Real data design,  $d_\gamma = 50$

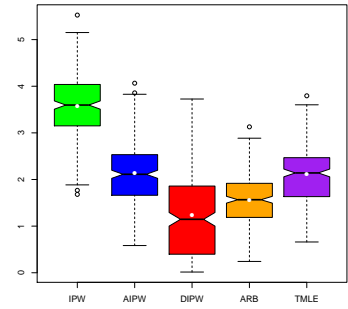
Figure 4: Boxplot of estimation error with heteroscedastic noises and linear responses.



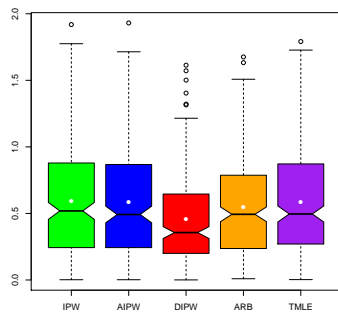
(a) Toeplitz design,  $d_\gamma = 5$



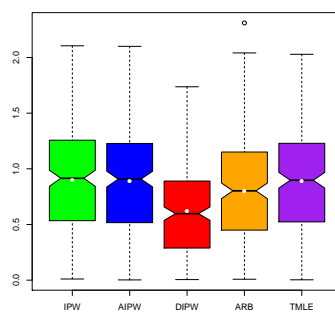
(b) Toeplitz design,  $d_\gamma = 20$



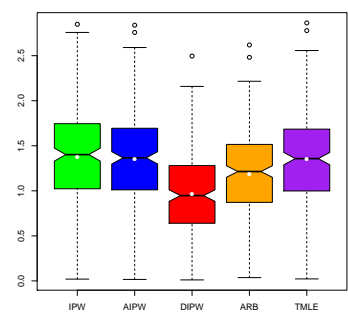
(c) Toeplitz design,  $d_\gamma = 50$



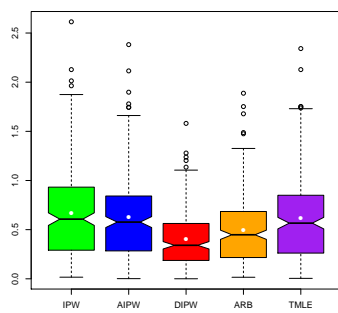
(d) Exponential design,  $d_\gamma = 5$



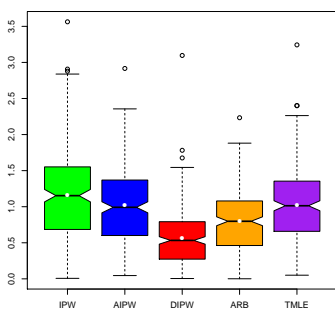
(e) Exponential design,  $d_\gamma = 20$



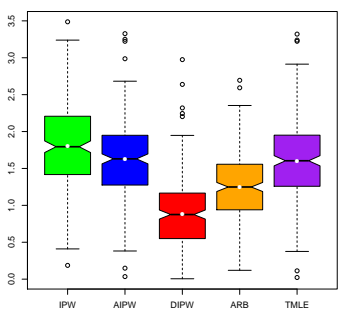
(f) Exponential design,  $d_\gamma = 50$



(g) Real data design,  $d_\gamma = 5$



(h) Real data design,  $d_\gamma = 20$



(i) Real data design,  $d_\gamma = 50$

Figure 5: Boxplot of estimation error with heteroscedastic noises and nonlinear responses.