

On the Capacity of Intensity-Modulation Direct-Detection Gaussian Optical Wireless Communication Channels: A Tutorial

Anas Chaaban *Senior Member, IEEE*, Zouheir Rezki *Senior Member, IEEE*, and Mohamed-Slim Alouini *Fellow, IEEE*

Abstract—Optical wireless communication (OWC) using intensity-modulation and direct-detection (IM/DD) has a channel model which possesses unique features, due to the constraints imposed on the channel input. The aim of this tutorial is to overview results on the capacity of IM/DD channels with input-independent Gaussian noise as a model of OWC channels. It provides the reader with an entry point to the topic, and highlights some major contributions in this area. It begins with a discussion on channel models and how this IM/DD Gaussian channel model comes about, in addition to an explanation of input constraints. Then, it discusses the capacity of the single-input single-output channel, its computation, and capacity bounds and asymptotic capacity results. Then, it extends the discussion to the multiple-input multiple-output setup, and reviews capacity bounds for this channel model. Finally, it discusses multi-user channels modelled as a broadcast channel (downlink) or a multiple-access channel (uplink), with their associated capacity bounds.

Index Terms—Optical wireless; intensity modulation; channel models; Gaussian channel; input-independent; capacity; capacity bounds; multi-user channels.

I. INTRODUCTION

As our daily lives become ever more dependent on data-connectivity, the load on wireless networks continues to grow. Future networks are expected to have a great increase in machine-to-machine communications and smartphone traffic, and it is expected that wireless and mobile traffic will constitute 71% of the total IP traffic by 2022 [1]. Consequently, wireless networks' capabilities have to continuously improve in order to cope with the mounting pressure. To realize this goal, there is continuous need for more bandwidth, which has triggered the research on millimetre waves [2] and terahertz communications [3] recently, and has also revived the interest in optical wireless communications (OWC).

OWC has a vast unlicensed bandwidth spanning around 3PHz. It can be used to create point-to-point links using lasers in what is known as free-space optics (FSO), and to create point-to-multipoint links using LEDs. FSO links can be

used for back-haul links between base-stations or for front-haul links in cloud radio-access networks for instance. The advantage compared to optical-fibre links is that FSO is less demanding in terms of deployment and infrastructure. LEDs can be used to realize visible-light communications (VLC) [4] for LiFi (Light-Fidelity) access-points [5], [6], which is useful for indoor (house and office lights) and outdoor (street lights), combining illumination and communication for increased energy efficiency. This is in addition to other applications such as non-line-of-sight links using ultraviolet light [7]–[9], underwater communications [10], car-to-car [11], and on-chip communications [12]. All these application areas have been the topic of investigation over the last decade. See [13]–[18] for excellent surveys on the topic.

While OWC can be realized using coherent communications where one can modulate the amplitude and phase of the optical carrier [19], a more favoured operation mode is incoherent OWC using intensity-modulation and direct-detection (IM/DD) due to its simplicity and low-cost [20]. In IM/DD, the intensity of the light source is modulated as an information bearing signal, and information is recovered at the receiver side by detecting the intensity of received light. As a consequence of this operation, the modulating signal (current) is real-valued and positive. This is a fundamental distinguishing factor from radio-frequency (RF) coherent communications, where the modulated signal is complex-valued. Moreover, in IM/DD, the modulated signal may be peak-constrained and/or average constrained due to operational, safety, and illumination considerations [21]. Several models exist for IM/DD OWC channels including the Poisson channel [22], the square-root Gaussian channel [23], [24], the Gaussian channel with input-dependent noise [25]–[28], and the Gaussian channel with input-independent noise [29, Ch. 7].

Due to this fundamental difference, communication performance over IM/DD OWC are evaluated using different techniques than RF communications, depending on the channel model. Capacity analysis of these models can be found in [22], [25], [29]–[36]. In this tutorial, we focus on the IM/DD Gaussian channel with input-independent noise, which is suitable for modelling OWC with strong ambient light and/or thermal noise [20]. This model has been the focus of many studies lately due to its applicability in the areas of VLC and FSO. For instance, the performance of single-hop and multi-hop FSO systems was studied in [37]–[42] and the performance of various modulation schemes for VLC systems was studied

A. Chaaban is with the School of Engineering, University of British Columbia, Kelowna, BC Canada V1V 1V7. Email: anas.chaaban@ubc.ca.

Z. Rezki is with the Electrical and Computer Engineering Department, University of California Santa Cruz, Santa Cruz, CA, USA. Email: zrezki@ucsc.edu.

M.-S. Alouini is with the Division of Computer, Electrical, and Mathematical Sciences and Engineering (CEMSE) at King Abdullah University of Science and Technology (KAUST), Thuwal 23955-6900, Saudi Arabia. Email: slim.alouini@kaust.edu.sa.

in [43]–[51].

While the capacity of this channel is still unknown in closed-form, existing results show properties of the capacity achieving distribution (discreteness) [36] in addition to capacity bounds and asymptotics [31], [33], [52], [53]. In [31], capacity lower bounds were derived using Exponential and truncated Exponential input distributions, and capacity upper bounds were derived using the dual-capacity expression studied in [54]. In [32], [33], capacity lower bounds were derived using Geometric and truncated Geometric input distributions, and capacity upper bounds were derived using sphere-packing and the Steiner-Minkowski formula for polytopes [55]–[57]. In [53], capacity lower bounds were derived using truncated Gaussian input distributions, and capacity upper bounds were derived using a new sphere-packing approach. Further bounds were given in [34], [35].

The advantage of these bounds is that they enable a better understanding of the performance limits of IM-DD systems beyond schemes which are commonly used in the literature. Such schemes include on-off keying (OOK) and binary pulse-position modulation (PPM) [37], [38], [40], [41], [58]–[61], pulse-amplitude modulation (PAM) and higher-order constellations [62]–[64], various types of unipolar orthogonal frequency-division multiplexing (OFDM) schemes [65]–[77], and PAM discrete multi-tone (PAM-DMT) [78]. The performance of these schemes has been extensively studied in the literature from difference perspective. For instance, performance in terms of error and outage probability has been studied in [37], [38], [41], [58], [79]–[84]. Space-time block code (STBC) [85], [86] designs for IM/DD channels was studied in [87]–[90], and in [91] which shows that space-only coding is quasi-optimal within the class of DC-offset STBC. While all are practical schemes, they generally fall short of achieving the channel capacity due to limitations in their construction (cf. [92] for an example on OFDM schemes).

This tutorial serves to shed light on existing bounds on the capacity of IM/DD communications. It starts with the single user channel for which the channel model is first discussed, and then channel capacity bounds are reviewed for a single-input single-output (SISO) system. Then, it covers multiple-input multiple-output (MIMO) system. A MIMO IM/DD system can be realized by using an array of LEDs and detectors [93]–[95], or using multiple LED colors (e.g. color-shift keying or wave-division multiplexing) [43], [82], [96], [97]. MIMO schemes for IM/DD systems have been studied in [59], [79], [83], [98]–[100]. In general, MIMO schemes have benefits in terms of error and outage probability compared to their SISO counterpart [80], [81], [93], [94], [98], [101]–[106]. However, the channel capacity of a MIMO IM/DD system does not coincide with that of an RF MIMO system whose capacity is well-known [107]. Thus, the capacity of the IM/DD MIMO channel deserves special attention. The capacity of the MIMO Poisson channel was studied in [108], [109]. The capacity of the MIMO Gaussian IM/DD channel with no crosstalk, i.e., parallel IM/DD channels, was studied in [110]–[112], relying on capacity bounds for the SISO channel in addition to intensity allocation algorithms. The capacity of the MIMO Gaussian IM/DD channel with crosstalk was studied

TABLE I: A summary of paper notation.

| | |
|--|--|
| $\mathbb{R}, \mathbb{R}_+, \mathbb{C}$ | Real, nonnegative real, and complex sets |
| $\mathbb{P}\{\cdot\}$ | Probability of an event |
| $X \sim \mathbb{P}_X$ | Random variable X follows the distribution \mathbb{P}_X |
| i.i.d. | Independent and identically distributed |
| $\text{Bern}(\alpha)$ | Bernoulli distribution with parameter α |
| $\mathcal{N}(\alpha, \beta)$ | Gaussian distribution with mean α and variance β |
| $\mathcal{CN}(\alpha, \beta)$ | Circularly symmetric complex Gaussian distribution with mean α and variance β |
| $Q(x)$ | Standard Gaussian tail function |
| $\log(x)$ | Natural logarithm of x |
| $\mathcal{F}\{\cdot\}$ | Fourier transform |
| $H(X), H(X Y)$ | Discrete entropy and conditional entropy (resp.) |
| $h(X), h(X Y)$ | Differential entropy and conditional entropy (resp.) |
| $I(X; Y)$ | Mutual information between X and Y |
| $D(\mathbb{P}_X \parallel \mathbb{P}_Y)$ | Relative entropy between \mathbb{P}_X and \mathbb{P}_Y |
| $\ \cdot\ _p$ | ℓ_p -norm of a vector |
| $\mathbb{E}_X[\cdot]$ | Expectation with respect to X |

in [113], [113]–[120]. Some capacity bounds and asymptotic capacity results for MIMO IM/DD channels in these papers are reviewed in this tutorial.

Then, the tutorial discusses multi-user IM/DD channels, in particular, broadcast channels (BC) and multiple-access channels (MAC). The BC and MAC model scenarios when an OWC access point communicates with multiple users and vice versa, respectively. Such scenarios have been studied from error rate and achievable data rate perspectives under various transmission schemes in [16], [121]–[133]. While several works study the performance of orthogonal codes over multi-user IM/DD systems [48], [124], [125], such codes are generally suboptimal in terms of capacity. To assess the performance of such codes and other schemes compared to capacity, one needs to derive or bound the capacity of multi-user IM/DD channels. The study of BC and MAC dates back to the 70's with the seminal works in [134]–[136]. Works on the IM/DD BC and MAC in the literature aim to derive capacity bounds and asymptotic capacity expressions which are specific to the IM/DD channel. The capacity of the Poisson BC and MAC have been studied in [137]–[140]. The capacity of the SISO IM/DD Gaussian BC and MAC has been studied in [141]–[143]. This tutorial overviews results on the capacity of the IM/DD Gaussian BC and MAC.

Note that in addition to the BC and MAC, the capacity of other multi-terminal IM/DD systems have been studied in the literature. This includes the IM/DD wiretap channel which has been studied in [145]–[150], and the IM/DD interference channel which has been studied in [151], for instance.

The rest of the tutorial is organized as follows. Sec. II discusses the IM/DD channel models. Then Sec. III discusses constraints of IM/DD channel inputs. Then, Sec. IV, V, and VI discuss the capacity of the IM/DD SISO channel, its evaluation, and capacity bounds, respectively. Sec. VII discusses parallel and MIMO IM/DD channels, and Sec. VIII discusses the IM/DD BC and MAC. Finally, Sec. IX summarizes the paper. To assist the reader, a summary of the paper notation is given in Table I.

II. CHANNEL MODEL AND MAIN ASSUMPTIONS

The most common channel used to model IM/DD OWC in the literature is the input-independent Gaussian noise channel. This channel is described by an input $X \geq 0$ which is subject to peak and average constraints $X \leq \mathcal{A}$ and $\mathbb{E}[X] \leq \mathcal{E}$, and an output

$$Y = gX + Z, \quad (1)$$

where $g \geq 0$ is a channel gain, and $Z \sim \mathcal{N}(0, \sigma^2)$. How do we arrive at this channel model in an optical channel described by 'discrete' photon transmission? To answer this question, in the following subsections, we describe the basic physical aspects of a simple transmitter-receiver system with some idealized assumptions. Then, step-by-step, we develop the Gaussian channel model given above which will be the main focus of this tutorial. Along the way, we will arrive at various channel models that have been studied throughout the history of IM/DD OWC.

A. An Ideal Optical Channel

1) *Geometric Loss*: Consider a transmitter-receiver system consisting of a light source and a detector as shown in Fig. 1. The light source (laser, LED) transmits a number n_t of photons with wavelength λ .¹ At the receiver side, a detector captures some of the transmitted photons. In a static and lossless propagation medium, the number of photons received at the detector will depend on the geometrical parameters of the system, such as propagation distance, beam profile (Gaussian, uniform, etc.), beam divergence, transmitter-receiver angle, detector area, and optical filters and concentrators.² As far as the OWC channel model is concerned, all these parameters can be abstracted into a *geometric loss* coefficient which we will denote by $g_g < 1$. The received number of photons will be approximately equal to

$$n_r = g_g n_t. \quad (2)$$

This is an approximation because n_r may not be an integer, and actually represents an expectation of the number of received photons which is a random variable in general.

The geometric loss depends on the system. In an indoors system using VLC or IR, it is common to use the Lambertian model to calculate g_g [20]. In an FSO system, g_g is calculated by taking into account the propagation distance, beam divergence, beam profile, in addition to transmitter and receiver optics [21]. The following example calculates g_g for a simple system.

Example 1 (Geometric Loss): Let the transmitter send n_t photons uniformly in directions that form a cone with apex angle 2θ . At a distance d_p meters, the photon density will be $\frac{n_t}{2\pi(1-\cos(\theta))d_p^2}$ photons/m² since the cone's solid angle is $\phi = 2\pi(1-\cos(\theta))$ Steradians and the surface area of the spherical cap suspended by this cone is ϕd_p^2 m². Thus, a detector with

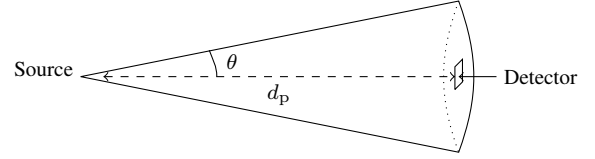


Fig. 1: An illustration of Example 1. In a static and lossless system, the number of photons received at the detector depends on the propagation geometry. For a uniform beam profile with a conic propagation, this number will depend on the cone apex angle and distance.

area a_d m² will receive approximately $n_r = \frac{a_d n_t}{2\pi(1-\cos(\theta))d_p^2}$ photons if n_t is large enough, and $g_g = \frac{a_d}{2\pi(1-\cos(\theta))d_p^2}$.

2) *Information Transmission*: To convey information to the receiver, the transmitter discretizes the time axis to intervals of duration Δt , and varies the number of photons it sends in each time interval $[(i-1)\Delta t, i\Delta t]$, $i = 1, 2, \dots$. We denote the number of photons sent in interval i by $n_t(i)$. The received signal in the same interval becomes³

$$n_r(i) = g_g n_t(i). \quad (3)$$

This ideal model is our entry point to a statistical channel model, the Poisson channel, which will then lead us to the Gaussian model of OWC channels. But before transitioning to these models, we discuss few aspects about the ideal system in (3).

In the ideal system described by (3), information can be conveyed from the transmitter to the receiver at an extremely high rate in bits per second (bps). The following on-off keying (OOK) example illustrates this point.

Example 2 (Ideal OOK): Consider a binary source that generates i.i.d. bits $B \sim \text{Bern}(1/2)$ denoted b_i , $i = 1, 2, \dots$. The transmitter sends $n_t(i) = n \in \mathbb{N}_+$ photons if $b_i = 1$ and $n_t(i) = 0$ otherwise (OOK), subject to an optical power constraint $\lim_{\tau \rightarrow \infty} \frac{1}{\tau} \sum_{i=1}^{\tau} p_t(i) \leq \bar{p}_{t,\max}$ where $p_t(i) = \frac{e_\lambda n_t(i)}{\Delta t}$ and e_λ is the photon energy. Since $B \sim \text{Bern}(1/2)$, we must have $\frac{n e_\lambda}{2\Delta t} \leq \bar{p}_{t,\max}$. Let the geometric loss be $g_g \approx 0.01$,⁴ and let $\bar{p}_{t,\max} = 1\text{mW}$ and $\lambda = 850\text{nm}$ (infrared). The receiver declares $b_i = 0$ if $n_r(i) = 0$, and $b_i = 1$ otherwise. In the ideal model (3), if $b_i = 1$, $n_r(i)$ will be nonzero with high probability if $n \gg 100$. Letting $n = 2000$ and $\frac{1}{\Delta t} = \frac{\bar{p}_{t,\max}}{1000e_\lambda}$, the bit rate of the system will be close to $\frac{1}{\Delta t} = \frac{\bar{p}_{t,\max}}{1000e_\lambda} \approx 4.3$ Tbps since $e_\lambda = 2.34 \times 10^{-19}$ Joules.⁵

The example above involves several idealistic assumptions which can be combined under two main categories:

- 1) Infinite amplitude resolution: In time interval i , the source can send precisely $n_t(i)$ photons and $n_r(i)$ is equal to $g_g n_t(i)$.

³Recall that we assume a static system only with geometric loss. We shall deviate from this assumption later.

⁴This corresponds to setting $a_d = 1\text{cm}^2$, $\theta = 1^\circ$, and $d_p = 10\text{m}$ in Example 1.

⁵Interpreting g_g as the probability of a photon's landing on the detector, the probability that no photon lands on the detector when $b_i = 1$ is $(1 - g_g)^n \approx 1.8 \times 10^{-9}$. This leads to a very small detection error probability of mistaking a 1 for a 0, which can be corrected using channel coding at (almost) no cost.

¹We will focus on a specific wavelength. The analysis can be readily generalized to multiple wavelengths.

²Other propagation effects that are not essential for the current analysis will be introduced later in Sec. III-C.

- 2) Infinite temporal resolution: The source can switch from sending $n_t(i)$ to $n_t(i+1)$, and the detector can discern $n_r(i)$ and $n_r(i+1)$ no matter how small Δt is (note that $\Delta t = \frac{1000e_\lambda}{\bar{p}_{t,\max}} \approx 233\text{fs}$ in Example 2).

Both points do not hold in practice. We will start by discussing the amplitude resolution followed by the temporal resolution.

B. The Poisson Channel: A Noisy Optical Channel

In practice, we can not adjust the number of photons $n_t(i)$ transmitted by a laser or an LED with infinite resolution. Instead, what we can adjust is the photon transmission rate, i.e., the expected number of photons per second by modulating the optical power of the source. At a transmit optical power of $p_t(i)$ Watts, the source sends $\frac{p_t(i)}{e_\lambda}$ photons/second. Thus, the expected number of photons that we will send in Δt seconds will be

$$\bar{n}_t(i) = \frac{p_t(i)}{e_\lambda} \Delta t \text{ photons.}$$

We connect this fact with Example 2 in the following example.

Example 3: In Example 2, instead of sending 2000 photons in a time interval when $b_i = 1$, we send at a power $p_t(i) = \frac{2000e_\lambda}{\Delta t} = 2\text{mW}$. Clearly, the average power constraint is satisfied since $B \sim \text{Bern}(1/2)$.

Similarly, the average number of photons that reach the detector in Δt seconds is not $n_r(i) = g_g n_t(i)$. Instead, photons will reach the detector at a rate of $\bar{n}_r(i) = g_g \bar{n}_t(i)$ photons in Δt seconds, or a power of $p_r(i) = g_g p_t(i)$ Watts. Consequently, if we choose to transmit at a rate of $\bar{n}_t(i)$ photons per Δt seconds, the number of detected photons will fluctuate around the mean $\bar{n}_r(i) = g_g \bar{n}_t(i)$. But how exactly is this fluctuation described?

Let us focus on a specific interval $i = 1$ and drop the time index for readability, and let us divide the corresponding interval $[0, \Delta t]$ into m intervals $\mathcal{J}_j = [(j-1)\frac{\Delta t}{m}, j\frac{\Delta t}{m}]$, $j = 1, \dots, m$. If m is large enough, the detector will receive no more than one photon per interval \mathcal{J}_j . Since \bar{n}_r is the average number of photons received in $[0, \Delta t]$, the probability of receiving a photon in \mathcal{J}_j is $\epsilon = \frac{\bar{n}_r}{m}$. Assuming that photon detection is independent through $j = 1, \dots, m$, the probability of receiving n_r photons in $[0, \Delta t]$ is given by

$$\mathbb{P}_{N_r}(n_r) = \binom{m}{n_r} \epsilon^{n_r} (1 - \epsilon)^{m - n_r}, \quad (4)$$

which is the probability of receiving a photon in n_r intervals \mathcal{J}_j , and no photon in the remaining $m - n_r$ intervals. Letting $m \rightarrow \infty$, we obtain

$$\mathbb{P}_{N_r}(n_r) \rightarrow \frac{\bar{n}_r^{n_r} e^{-\bar{n}_r}}{n_r!} \text{ as } m \rightarrow \infty. \quad (5)$$

Therefore, the number of received photons in $[0, \Delta t]$ is Poisson distributed with mean $\bar{n}_r = g_g \bar{n}_t$.

But this is not the only effect that takes place in a practical system. In addition to this, some unwanted photons from background radiation (ambient light e.g.) will be received by the detector. This *optical noise* increases the average number of received photons to

$$\bar{n}_r = g_g \bar{n}_t + \bar{n}_{\text{bg}},$$

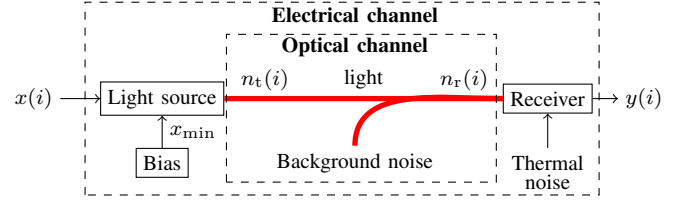


Fig. 2: The optical channel can be described as a channel with input $n_t(i)$ and output $n_r(i)$ which represent the number of emitted photons and received photons, respectively. The electrical channel can be described as a channel with input $x(i)$ representing the modulating current, and output $y(i)$ representing the received current after processing and sampling.

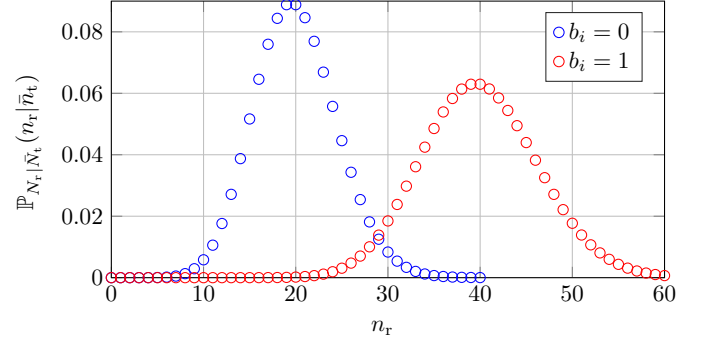


Fig. 3: The conditional distribution of N_r given \bar{N}_t in (7) when $p_t = 0$ and $p_t = 2\text{mW}$, corresponding $b_t = 0$ and $b_t = 1$ in Example 2, and $\bar{n}_{\text{bg}} = 20$ photons per symbol duration which is equivalent to a background noise power of $20\mu\text{W}$ according to the parameters of Example 2.

where \bar{n}_{bg} is the average number of background radiation photons received in Δt seconds. Thus, the number of received photons is distributed as

$$\mathbb{P}_{N_r}(n_r) = \frac{(g_g \bar{n}_t + \bar{n}_{\text{bg}})^{n_r} e^{-(g_g \bar{n}_t + \bar{n}_{\text{bg}})}}{n_r!}. \quad (6)$$

This describes the optical channel as shown in Fig. 2. Now we are ready to define the Poisson channel.

Definition 1 (Poisson Channel): The optical channel corresponding to an IM-DD OWC system can be modelled as a Poisson channel with input $\bar{N}_t \geq 0$ and output N_r where the distribution of N_r conditioned on \bar{N}_t is given by

$$\mathbb{P}_{N_r|\bar{N}_t}(n_r|\bar{n}_t) = \frac{(g_g \bar{n}_t + \bar{n}_{\text{bg}})^{n_r} e^{-(g_g \bar{n}_t + \bar{n}_{\text{bg}})}}{n_r!}. \quad (7)$$

Fig. 3 shows the distribution of N_r for a given value of \bar{n}_{bg} . It can be seen that the Poisson distribution in (5) can already compromise the infinite amplitude resolution we have seen in Example 2 even for weak background noise.

The capacity of the discrete-time Poisson channel has been studied in [137], [138], [152]–[155] and considering secrecy constraints in [156], and that of the continuous-time Poisson channel ($\Delta t \rightarrow 0$) has been studied in [22], [30], [108], [109], [152], [157], [158] and considering a secrecy constraint in [159]. The capacity of multi-user Poisson channels has been studied in [137]–[140].

Note that apart from the continuous time case, i.e., the unconstrained bandwidth scenario ($\Delta t \rightarrow 0$), where capacity results are sharp, in the most practical case of constrained bandwidth, capacity results are generally not exact and only bounds and/or asymptotic results have been established. To provide additional insight into the capacity of the constrained bandwidth case, it is helpful to simplify the Poisson model to models which are relatively easier to study. One such simplification is the Gaussian model, which has been used frequently in the literature as an approximation under some practical assumptions. With this in mind, we are now ready to transit to defining Gaussian channel models.

C. The Input-Dependent Gaussian Noise Channel

We will split the discussion here into three parts. First, we will describe the input-dependent Gaussian noise channel model in the optical domain. Then, we will describe a continuous-time input-dependent Gaussian noise channel model in the electrical domain (in terms of electric currents). Finally, we will describe its discrete-time counterpart.

1) *Optical Domain*: Observing Fig. 3, we see that N_r follows a distribution which is ‘nearly’ Gaussian (clipped at zero). The reason is that a Poisson distribution with mean μ approaches a Gaussian distribution with mean and variance μ as μ increases. The mean of N_r for a given $\bar{N}_t = \bar{n}_t$ is

$$\bar{n}_r = g_g \bar{n}_t + \bar{n}_{bg} \quad (8)$$

$$= g_g \bar{n}_t + \frac{p_{bg} \Delta t}{e_\lambda}, \quad (9)$$

where p_{bg} is the power of the background radiation. Thus, the mean is large if one or more of \bar{n}_t , Δt , and p_{bg} is relatively large. The following example shows that it is not a stretch to assume a large \bar{n}_r .

Example 4: Suppose that $\Delta t = 23\text{ps}$ and $\lambda = 850\text{nm}$, and that we want to send $b_i = 0$ in Example 2. Thus, $\bar{n}_t = 0$. The solar radiation at $\lambda = 850\text{nm}$ is in the order of hundreds of W/m^2 [160] which for the 1cm^2 detector we assumed in this example induces a received noise power of tens of mW. This produces \bar{n}_r in the order of 10^5 for $b_i = 0$, and an even larger \bar{n}_r for $b_i = 1$.

This example demonstrates that background radiation can be large enough, and a Gaussian approximation is acceptable. Given that the solar background radiation power received by the detector is tens of mW at 850nm, the approximation will be acceptable even for smaller values of Δt (femtoseconds), and more so when Δt is larger which is likely the case in practice given the current technology.

The previous discussion suggests that a Poisson model is important whenever the number of received photons per symbol duration is low (inter-satellite and ground-satellite communication, scattering non-line-of-sight UV communication), and a Gaussian model is sufficient for most other cases. For most terrestrial systems, the Gaussian approximation is acceptable.

Let us describe the number of received photons based on this model. Since N_r is Poisson distributed with mean \bar{n}_r , then

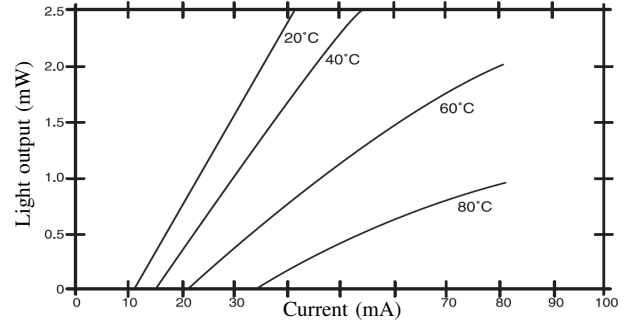


Fig. 4: Typical L-I characteristics of a laser diode [161]. The linear relation between current and light power is measured by the electrical-optical conversion efficiency in mW/mA.

for large \bar{n}_r , we can use the approximation $N_r \sim \mathcal{N}(\bar{n}_r, \bar{n}_r)$. Thus N_r can be written as

$$N_r = \bar{n}_r + \sqrt{\bar{n}_r} \tilde{Z}, \quad (10)$$

where $\tilde{Z} \sim \mathcal{N}(0, 1)$. Substituting \bar{n}_r from (8) leads to

$$N_r = g_g \bar{n}_t + \bar{n}_{bg} + \sqrt{g_g \bar{n}_t + \bar{n}_{bg}} \tilde{Z}. \quad (11)$$

Note that the receiver can subtract \bar{n}_{bg} because this is a constant, and that $\sqrt{g_g \bar{n}_t + \bar{n}_{bg}} \tilde{Z}$ can be written as the sum of two independent Gaussian random variables with zero mean and variances $g_g \bar{n}_t$ and \bar{n}_{bg} . This leads to the following signal at the receiver

$$\tilde{N}_r = g_g \bar{n}_t + \sqrt{g_g \bar{n}_t} \tilde{Z}_1 + \sqrt{\bar{n}_{bg}} \tilde{Z}_2, \quad (12)$$

where both \tilde{Z}_1 and \tilde{Z}_2 are $\mathcal{N}(0, 1)$. The term \tilde{Z}_1 can be interpreted as noise induced by the fluctuation of the number of photons that reach the receiver from the transmitter due to the randomness of photon arrivals. The term \tilde{Z}_2 can be interpreted as shot-noise induced by photons from background radiation. This allows us to write the following definition.

Definition 2 (Optical Input-Dependent Gaussian Channel): The optical channel corresponding to an IM/DD OWC system can be modelled, in the high received-photon-rate regime, as a channel with input $\bar{N}_t \geq 0$ and output \tilde{N}_r given by

$$\tilde{N}_r = g_g \bar{N}_t + \sqrt{g_g \bar{N}_t} \tilde{Z}_1 + \sqrt{\bar{n}_{bg}} \tilde{Z}_2, \quad (13)$$

where \tilde{Z}_1, \tilde{Z}_2 are independent $\mathcal{N}(0, 1)$.

2) *Electrical Domain – Continuous-Time*: So far, we have been discussing optical aspects of the transmitter-receiver system. The distribution in (7) and the relation in (12) describe a discrete-time optical-input optical-output channel. But in IM/DD systems, modulation and signal processing takes place in the electrical domain. In what follows, we shall represent the system as an electrical channel, and describe the channel law and its constraints.

Modulation of $\bar{n}_r(i)$ is achieved by modulating the emitted optical power $p_t(i)$. This in turn is achieved by modulating the driving current of the light source. The optical power–current characteristics of a solid-state light source follows a profile similar to the one shown in Fig. 4. The power increases linearly with current $x(i)$ in a given regime of operation. Thus, we

will write the emitted optical power as $p_t(i) = \eta_{eo}x(i)$ where η_{eo} is the electrical-optical conversion efficiency (in Watts per Ampere) which is the slope in Fig. 4.

Photodetectors have a power-current characteristics similar to Fig. 4 [162]. Thus, the current generated by the detector follows a linear relation with the received optical power with slope η_{oe} (in Amperes per Watt).

Based on this description of electrical-optical conversion, we describe the following IM/DD OWC system. Let the modulating current be $q_t(t) \geq 0$ where $t \in \mathbb{R}_+$. Consider an instance of $q_t(t)$ given by $q_t(t_0) = q_t(t)\delta(t - t_0)$ where $\delta(t)$ is the Dirac delta function. This can be written as

$$q_t(t_0) = \lim_{\Delta t \rightarrow 0} \frac{1}{\Delta t} q_t(t) r_{\Delta t}(t - t_0), \quad (14)$$

where $r_\tau(t)$ is a rectangular function with $r_\tau(t) = 1$ for $t \in [0, \tau)$ and 0 elsewhere. Let us focus on an interval $[t_0, t_0 + \Delta t)$, i.e., where $\dot{q}_t(t_0) = q_t(t) r_{\Delta t}(t - t_0)$ is nonzero. During this interval, the transmitted optical power is approximately $p_t(t_0) = \eta_{eo} \dot{q}_t(t_0)$, where the approximation becomes accurate as $\Delta t \rightarrow 0$. The average number of emitted photons is $\bar{n}_t(t_0) = \frac{\Delta t}{e_\lambda} \eta_{eo} \dot{q}_t(t_0)$. According to (12), the detector will receive a number of photons in this interval given by

$$n_r(t_0) = g_g \bar{n}_t(t_0) + \sqrt{g_g \bar{n}_t(t_0)} \tilde{z}_{1,t_0} + \sqrt{\bar{n}_{bg}} \tilde{z}_{2,t_0}, \quad (15)$$

where \tilde{z}_{1,t_0} and \tilde{z}_{2,t_0} are realizations of independent $\mathcal{N}(0, 1)$ noises, i.i.d. through time t_0 . The received power in the same interval will be $p_r(t_0) = \frac{e_\lambda}{\Delta t} n_r(t_0)$, and the current generated by the detector will be

$$\dot{q}_r(t_0) = \frac{e_\lambda}{\Delta t} \eta_{oe} n_r(t_0). \quad (16)$$

Therefore, we have

$$\begin{aligned} \dot{q}_r(t_0) &= g_g \eta_{eo} \eta_{oe} \dot{q}_t(t_0) + \sqrt{g_g \eta_{eo} \eta_{oe}^2 \frac{e_\lambda}{\Delta t} \dot{q}_t(t_0)} \tilde{z}_{1,t_0} \\ &\quad + \sqrt{\eta_{oe}^2 \frac{e_\lambda}{\Delta t} p_{bg}} \tilde{z}_{2,t_0}. \end{aligned} \quad (17)$$

Letting $\Delta t \rightarrow 0$, and denoting $\lim_{\Delta t \rightarrow 0} \dot{q}_r(t_0)$ by $q_r(t_0)$, we obtain

$$\begin{aligned} q_r(t_0) &= g_g \eta_{eo} \eta_{oe} q_t(t_0) + \sqrt{g_g \eta_{eo} \eta_{oe}^2 e_\lambda q_t(t_0)} \delta(t - t_0) \tilde{z}_{1,t_0} \\ &\quad + \sqrt{\eta_{oe}^2 e_\lambda p_{bg}} \delta(t - t_0) \tilde{z}_{2,t_0}. \end{aligned} \quad (18)$$

This follows by replacing $\frac{1}{\Delta t}$ by $\frac{r_{\Delta t}(t-t_0)}{\Delta t}$ which does not change the expression, and since $\lim_{\Delta \rightarrow 0} \frac{r_{\Delta t}(t-t_0)}{\Delta t} = \delta(t - t_0)$ (in s^{-1}). Note that $\sqrt{\delta(t - t_0)} \tilde{z}_{j,t_0}$, $j = 1, 2$, is a sample of a white Gaussian noise process $\tilde{z}_j(t)$ with zero mean and unit power spectral density. Thus, we can write

$$\begin{aligned} q_r(t_0) &= g_g \eta_{eo} \eta_{oe} q_t(t_0) + \sqrt{g_g \eta_{eo} \eta_{oe}^2 e_\lambda q_t(t_0)} \tilde{z}_1(t_0) \\ &\quad + \sqrt{\eta_{oe}^2 e_\lambda p_{bg}} \tilde{z}_2(t_0). \end{aligned} \quad (19)$$

We still need to account for thermal noise generated by the receiver electronics. This can be combined with the background noise. Assuming that thermal noise is white Gaussian

with power spectral density s_{th} (in A^2s), we can replace $\sqrt{\eta_{oe}^2 e_\lambda p_{bg}}$ above with $\sqrt{\eta_{oe}^2 e_\lambda p_{bg} + s_{th}}$ to obtain

$$q_r(t_0) = g_g q_t(t_0) + \sqrt{\tilde{a}_1 q_t(t_0)} \tilde{z}_1(t_0) + \sqrt{\tilde{a}_2} \tilde{z}_2(t_0), \quad (20)$$

where we divided by $\eta_{eo} \eta_{oe}$, and where $\tilde{a}_1 = \frac{g_g e_\lambda}{\eta_{eo}}$ (in $A s$) and $\tilde{a}_2 = \frac{e_\lambda p_{bg}}{\eta_{eo}^2} + \frac{s_{th}}{\eta_{eo} \eta_{oe}^2}$ (in $A^2 s$). This leads to the following continuous-time input-dependent Gaussian noise channel model.

Definition 3 (Continuous-Time Electrical Input-Dependent Gaussian Channel): The IM/DD OWC system can be modelled, in the high received optical power regime, as a continuous-time input-dependent Gaussian noise electrical channel with input current $q_t(t) \geq 0$ and output current $q_r(t)$ described as in (20).

Now we are ready to describe the discrete-time input-dependent Gaussian noise channel model.

3) Electrical Domain – Discrete-Time: Here, the channel described in (3) is used for digital transmission of κ symbols x_1, \dots, x_κ for some $\kappa \in \mathbb{N}$, where $x_k \in \mathcal{X}$ is the k th transmit symbol chosen from an alphabet $\mathcal{X} \subset \mathbb{R}_+$. The transmitter modulates the current $q_t(t)$ as

$$q_t(t) = \sum_{k=1}^{\kappa} x_k \gamma(t - kt_s) + q_{dc}, \quad (21)$$

where $\gamma(t)$ is a pulse-shaping function which has finite energy, t_s is the symbol duration (inverse of symbol rate), and q_{dc} is a constant DC-offset applied, if necessary, to make the signal positive.⁶ If we use optical intensity pulses, which are positive pulses,⁷ then a DC-offset will not be necessary, i.e., $q_{dc} = 0$.

The received signal $q_r(t)$ is given by

$$\begin{aligned} q_r(t) &= g_g \sum_{k=1}^{\kappa} x_k \gamma(t - kt_s) + g_g q_{dc} \\ &\quad + \sqrt{\tilde{a}_1 \sum_{k=1}^{\kappa} x_k \gamma(t - kt_s) + \tilde{a}_1 q_{dc} \tilde{z}_1(t)} + \sqrt{\tilde{a}_2} \tilde{z}_2(t). \end{aligned} \quad (22)$$

The receiver subtracts $g_g q_{dc}$, filters $q_r(t)$ using a filter with impulse response $\tilde{\gamma}(t)$, and then samples at it_s . Let

$$\zeta(t) = \tilde{\gamma}(t) \otimes \gamma(t), \quad (23)$$

where \otimes denotes convolution. The filtered signal $\tilde{q}_r(t)$ can thus be written as

$$\tilde{q}_r(t) = g_g \sum_{k=1}^{\kappa} x_k \zeta(t - kt_s) + \tilde{z}_1(t) + \tilde{z}_2(t), \quad (24)$$

where the filtered noises $\tilde{z}_1(t)$ and $\tilde{z}_2(t)$ are given by

$$\tilde{z}_1(t) = \tilde{\gamma}(t) \otimes \sqrt{\tilde{a}_1 \sum_{k=1}^{\kappa} x_k \gamma(t - kt_s) + \tilde{a}_1 q_{dc} \tilde{z}_1(t)} \quad (25)$$

$$\tilde{z}_2(t) = \tilde{\gamma}(t) \otimes \sqrt{\tilde{a}_2} \tilde{z}_2(t). \quad (26)$$

⁶such as when optical OFDM schemes are used [73].

⁷For more detail on optical intensity pulses, the reader is referred to [163].

To avoid inter-symbol interference, we require that

$$\zeta(it_s) = \begin{cases} g_\zeta, & i = 0, \\ 0, & \text{otherwise,} \end{cases} \quad (27)$$

which is the first Nyquist criterion [164]. Under this condition, the sampled filtered signal $\tilde{q}_r(it_s)$ can be written as

$$\tilde{q}_r(it_s) = g_g g_\zeta x_i + \tilde{z}_1(it_s) + \tilde{z}_2(it_s). \quad (28)$$

It remains to characterize noise. Since $\tilde{z}_2(t)$ is obtained by filtering the white Gaussian noise process $\tilde{z}_2(t)$ with zero mean and unit power spectral density using a filter $\sqrt{\tilde{a}_2}\tilde{\gamma}(t)$, then $\tilde{z}_2(t)$ is a zero mean Gaussian noise process with power spectral density $|\mathcal{F}\{\sqrt{\tilde{a}_2}\tilde{\gamma}(t)\}|^2$ where $\mathcal{F}\{\cdot\}$ is the Fourier transform. This implies that $\tilde{z}_2(it_s)$ is i.i.d. (with respect to i) Gaussian with zero mean and variance

$$\tilde{\sigma}_2^2 = \tilde{a}_2 \int_{-\infty}^{\infty} \tilde{\gamma}^2(t) dt. \quad (29)$$

On the other hand, we have

$$\begin{aligned} \tilde{z}_1(it_s) &= \left[\tilde{\gamma}(t) \otimes \sqrt{\tilde{a}_1 \sum_{k=1}^{\kappa} x_k \gamma(t - kt_s) + \tilde{a}_1 q_{dc} \tilde{z}_1(t)} \right]_{t=it_s} \\ &= \int_{-\infty}^{\infty} \tilde{\gamma}(\tau) \sqrt{\tilde{a}_1 \sum_{k=1}^{\kappa} x_k \gamma((i-k)t_s - \tau) + \tilde{a}_1 q_{dc} \tilde{z}_1(it_s - \tau)} d\tau \\ &= \left[\left(\tilde{\gamma}(t) \sqrt{\tilde{a}_1 \sum_{k=1}^{\kappa} x_k \gamma((i-k)t_s - t) + \tilde{a}_1 q_{dc}} \right) \otimes \tilde{z}_1(t) \right]_{t=it_s}. \end{aligned} \quad (30)$$

Thus, similar to $\tilde{z}_2(it_s)$, we have that $\tilde{z}_1(it_s)$ is a sample of filtered white Gaussian noise with filter $\tilde{\gamma}(t) \sqrt{\tilde{a}_1 \sum_{k=1}^{\kappa} x_k \gamma((i-k)t_s - t) + \tilde{a}_1 q_{dc}}$, and hence $\tilde{z}_1(it_s)$ is i.i.d. Gaussian with zero mean and variance

$$\begin{aligned} \tilde{\sigma}_1^2 &= \int_{-\infty}^{\infty} \tilde{\gamma}^2(t) \left(\tilde{a}_1 \sum_{k=1}^{\kappa} x_k \gamma((i-k)t_s - t) + \tilde{a}_1 q_{dc} \right) dt \\ &= \tilde{a}_1 \sum_{k=1}^{\kappa} x_k \int_{-\infty}^{\infty} \tilde{\gamma}^2(t) \gamma((i-k)t_s - t) dt \\ &\quad + \tilde{a}_1 q_{dc} \int_{-\infty}^{\infty} \tilde{\gamma}^2(t) dt \\ &= \underbrace{x_i \tilde{a}_1 \int_{-\infty}^{\infty} \tilde{\gamma}^2(t) \gamma(-t) dt}_{\sigma_0^2} \\ &\quad + \sum_{k=1, k \neq i}^{\kappa} x_k \tilde{a}_1 \underbrace{\int_{-\infty}^{\infty} \tilde{\gamma}^2(t) \gamma((i-k)t_s - t) dt}_{\tilde{\sigma}_{0,ik}^2} \\ &\quad + \underbrace{\tilde{a}_1 q_{dc} \int_{-\infty}^{\infty} \tilde{\gamma}^2(t) dt}_{\tilde{\sigma}_{12}^2}. \end{aligned} \quad (31)$$

We assume that

$$\tilde{\sigma}_{0,ik}^2 \ll \sigma_0^2, \quad \forall k \neq i. \quad (33)$$

This assumption holds true when the energy of $\tilde{\gamma}(t)$ and $\gamma(-t)$ is ‘concentrated’ within an interval around $t = 0$ of width t_s . This takes place for instance if we use time-disjoint pulses, which is common in practice due to the simplicity of implementation [32], [62]. As a result, if we write $\tilde{z}_1(it_s)$ as $\sqrt{x_i} z_0(it_s) + \tilde{z}_{12}(it_s)$ with variances σ_0^2 and $\tilde{\sigma}_{12}^2$, respectively (corresponding to the first and last terms in (32)), we obtain

$$\tilde{q}_r(it_s) = g_g g_\zeta x_i + \sqrt{x_i} z_0(it_s) + \tilde{z}_{12}(it_s) + \tilde{z}_2(it_s) \quad (34)$$

$$= g x_i + \sqrt{x_i} z_{0,i} + z_i, \quad (35)$$

where $g = g_g g_\zeta$, $z_{0,i}$ is an i.i.d. Gaussian noise with zero mean and variance σ_0^2 and z_i is an i.i.d. Gaussian noise with zero mean and variance $\sigma^2 = \tilde{\sigma}_{12}^2 + \tilde{\sigma}_2^2$, which combines contributions from $\tilde{z}_{12}(it_s)$ and $\tilde{z}_2(it_s)$. Now, we can write the following definition.

Definition 4 (Discrete-Time Electrical Input-Dependent Gaussian Channel): Under conditions (27) and (33), the discrete-time electrical channel corresponding to an IM/DD OWC system can be modelled as a channel with input X and output $Y = gX + \sqrt{X} Z_0 + Z$, where $Z_0 \sim \mathcal{N}(0, \sigma_0^2)$ and $Z \sim \mathcal{N}(0, \sigma^2)$.

In general, condition (33) is satisfied for any time-disjoint pulse-shaping scheme. The following example illustrates this statement.

Example 5: Suppose that we choose $\gamma(t) = \tilde{\gamma}(-t) = r_{ts}(t)$. In this case, $q_{dc} = 0$, $\zeta(0) = g_\zeta = t_s$, $\zeta(it_s) = 0$ for all $i \neq 0$, $\sigma^2 = \tilde{a}_2 t_s$, $\tilde{\sigma}_{0,ik}^2 = 0$ for all $k \neq i$ and $\sigma_0^2 = \tilde{a}_1 t_s$. This satisfies Nyquist criterion (27) and condition (33) and the channel can be described as in Definition 4.

The capacity of this channel has been studied in [25], [143], [147], [165]–[169]. In general, for channels with input-dependent noise and with peak-constrained inputs, [170] showed that the capacity-achieving distribution is discrete with a finite alphabet. However, when only an average intensity constraint is considered, the capacity achieving distribution turns out to have a countably infinite support set [171].

D. The Input-Independent Gaussian Noise Channel

Finally, we arrive at what is perhaps the most common model in the recent OWC literature, which is the discrete-time Gaussian channel model where noise is input-independent. This can be obtained by imposing an additional constraint on the discrete-time input-dependent Gaussian channel model in Definition 4. In particular, we require that

$$\tilde{\sigma}_{0,ik}^2 \ll \sigma^2, \quad \forall k \neq i, \text{ and } \sigma_0^2 \ll \sigma^2, \quad (36)$$

instead of (33). In other words, we require that all input-dependent noise components in (28) are negligible with respect to the background-plus-thermal noise z_i in (35). One way this can take place is if $\tilde{a}_1 \ll \tilde{a}_2$. The following example illustrates this possibility.

Example 6: Consider the parameters used in Example 2, in addition to $\eta_{eo} = 0.5 \text{ A/W}$, $\eta_{eo} = 0.5 \text{ W/A}$, $p_{bg} = 50 \text{ mW}$, and $s_{th} = 10^{-20} \text{ A}^2 \text{ s}$. In this scenario, we have $\tilde{a}_1 = \frac{g_g e \lambda}{\eta_{eo}} \approx 4.6 \times 10^{-21}$, while $\tilde{a}_2 = \frac{e \lambda p_{bg}}{\eta_{eo}^2} + \frac{s_{th}}{\eta_{eo}^2 \eta_{oe}^2} \approx 2 \times 10^{-19}$ which is 2 orders of magnitude larger than \tilde{a}_1 .

Generally, the background-plus-thermal noise is stronger than the input dependent noise in most terrestrial OWC applications. This forms the basis of the above approximation, leading the following model.

Definition 5 (Input-Independent Gaussian Channel): Under conditions (27) and (36), the discrete-time electrical channel corresponding to an IM/DD OWC system can be modelled as a channel with input X and output $Y = gX + Z$, where $Z \sim \mathcal{N}(0, \sigma^2)$.

For brevity, we call this channel model an *IM/DD Gaussian channel* henceforth. Its capacity has been studied in [31]–[34], [53], [172] among others. Now that we have arrived at the final channel model, we are ready to introduce the input constraints.

III. OPTICAL SIGNAL CONSTRAINTS

We talked about the amplitude resolution of the system and how this is impaired by noise. Despite noise, the channel capacity can still be infinite if we do not have constraints on the transmit signal. However, this can not happen in practice due to practical constraints. So what type of constraints apply in IM/DD OWC?

A. Intensity Constraints

We focus on the constraints of the IM/DD Gaussian channel model in Def. 5 since this is the main focus of this tutorial. For the above discussion, we have the following relation between the electric current and the optical power

$$\sum_{k=1}^{\kappa} x_k \gamma(t - kt_s) + q_{dc} = \frac{p_t(t)}{\eta_{eo}}. \quad (37)$$

The optical power signal $p_t(t)$ has to satisfy two types of constraints due to practical considerations and safety standards: Average and/or peak constraints. We start by deriving the average constraint.

1) *Average Intensity Constraint:* Eye safety limitations are generally expressed in terms of exposure duration at a specific optical power [173, Table 6.1]. Illumination constraints which are relevant in VLC are expressed in terms of Lumens per square meter (Lux) (e.g. see [174]) which translates to a constraint on the optical power per unit area. Both constraints can be satisfied if we constrain the energy emitted over a given transmission duration, i.e.,

$$\int_0^{\tau} p_t(t) dt \leq \tau \bar{p}_{t,max}, \quad (38)$$

for some average power $\bar{p}_{t,max}$, and $\tau > 0$. Combining this with (37) leads to

$$\int_0^{\tau} \sum_{k=1}^{\kappa} x_k \gamma(t - kt_s) dt + \tau q_{dc} \leq \frac{\tau \bar{p}_{t,max}}{\eta_{eo}}. \quad (39)$$

We shall assume that $\tau = \kappa t_s$ in the following arguments by choosing κ accordingly. Note that κ can still be large since the symbol duration t_s can be made very small in nowadays' technologies. Then we have

$$\frac{1}{\kappa} \int_0^{\tau} \sum_{k=1}^{\kappa} x_k \gamma(t - kt_s) dt \leq \frac{t_s \bar{p}_{t,max}}{\eta_{eo}} - t_s q_{dc}. \quad (40)$$

Note that

$$\int_0^{\tau} \sum_{k=1}^{\kappa} x_k \gamma(t - kt_s) dt \leq \int_{-\infty}^{\infty} \sum_{k=1}^{\kappa} x_k \gamma(t - kt_s) dt \quad (41)$$

$$= \sum_{k=1}^{\kappa} x_k e_{\gamma}, \quad (42)$$

where $e_{\gamma} = \int_{-\infty}^{\infty} \gamma(t) dt$, and where the inequality is fairly tight for large τ and for functions $\gamma(t)$ whose energy is concentrated around $t = 0$ (which is common in pulse-shaping). Consequently, the average constraint becomes

$$\frac{1}{\kappa} \sum_{k=1}^{\kappa} x_k \leq \frac{t_s \left(\frac{\bar{p}_{t,max}}{\eta_{eo}} - q_{dc} \right)}{e_{\gamma}} \triangleq \mathcal{E}. \quad (43)$$

2) *Peak Intensity Constraint:* A peak constraint also arises due to safety constraints [175] which induce a constraint of the type

$$p_t(t) \leq p_{t,max}, \quad \forall t. \quad (44)$$

Practical operation also induces peak constraints. Namely, the assumed linear optical power–current relationship (Fig. 4) holds true in an interval of driving currents $[q_{min}, q_{max}]$ where q_{min} is the threshold current beyond which light emission starts,⁸ and q_{max} is the maximum current beyond which the optical power nearly saturates (or the device burns). This q_{max} sets a peak constraints on $q_t(t)$ and hence also $p_t(t)$ for all t .

To satisfy $p_t(t) \leq p_{t,max}$ for all t , the symbols x_k have to be bounded. The maximum emitted optical power is given by

$$\max_t p_t(t) = \eta_{eo} \max_{t, x_k} \sum_{k=1}^{\kappa} x_k \gamma(t - kt_s) + \eta_{eo} q_{dc} \quad (45)$$

$$= \eta_{eo} x_{max} \max_t \sum_{k=1}^{\kappa} \gamma(t - kt_s) + \eta_{eo} q_{dc}, \quad (46)$$

where x_{max} is the largest value x_k can take. Denoting $\max_t \sum_{k=1}^{\kappa} \gamma(t - kt_s)$ by $\gamma_{\Sigma,max}$, and since $p_t(t) \leq p_{t,max}$ implies $\max_t p_t(t) \leq p_{t,max}$, we obtain

$$x_{max} \leq \frac{\frac{p_{t,max}}{\eta_{eo}} - q_{dc}}{\gamma_{\Sigma,max}}. \quad (47)$$

This leads to the peak constraint

$$x_k \leq \frac{\frac{p_{t,max}}{\eta_{eo}} - q_{dc}}{\gamma_{\Sigma,max}} \triangleq \mathcal{A}, \quad \forall k. \quad (48)$$

As a result, we have the following definition.

Definition 6 (Average and Peak Constraints): The input $(x_1, x_2, \dots, x_{\kappa})$ of the IM/DD channels in Definitions 4 and 5, where x_k is the transmit symbol at time k , is constrained by an average and/or a peak constraint given by

$$\frac{1}{\kappa} \sum_{k=1}^{\kappa} x_k \leq \mathcal{E}, \quad (49)$$

$$x_k \leq \mathcal{A}, \quad \forall k \in \{1, \dots, \kappa\}, \quad (50)$$

⁸The threshold current q_{min} can be ignored from a communications perspective because this is a constant bias that has to be applied to operate the device.

where \mathcal{E} and \mathcal{A} are as defined in (43) and (48), respectively.

Remark 1: We shall see in Sec. IV that constraint (49) is equivalent to

$$\mathbb{E}[X] \leq \mathcal{E} \quad (51)$$

from a capacity perspective, where X is a random variable representing the input.

At this point, the model of the static discrete-time Gaussian channel is complete. Static here means that the channel gain g is constant. We will discuss time-variations of g in subsection III-C. Next, we will discuss the transmission bandwidth.

B. Transmission Bandwidth

In the above derivations of the discrete-time channel models, we have referred to a symbol duration t_s . The capacity of these discrete-time channels in terms of bits/symbol is finite as long as the constraints \mathcal{E} and \mathcal{A} and the noise variances σ^2 and σ_0^2 are finite. Thus, they have finite ‘amplitude resolution’. However, we can still approach infinite capacity in bits/second by decreasing t_s to an arbitrarily small value. This infinite ‘temporal resolution’ is impossible in practice because devices set a limitation on t_s .

Photonic devices have a limited bandwidth. Ideally, a photonic device can be seen as a filter with an optical/electrical input and an electrical/optical output. This filter has a bandwidth, known as its *modulation bandwidth*, which typically depends on the device and can be as large as tens or hundreds of MHz, and can even be above 1GHz for laser diodes [176]. Transmitter and receiver circuits also have limited bandwidth. The overall bandwidth of the channel is defined by the interplay of the transfer functions of its components. This channel bandwidth sets a minimum t_s that can be supported by the transmitter-receiver system.

For the purpose of this tutorial, since we deal with discrete-time systems, we will measure the bandwidth in terms of t_s as $b = \frac{1}{t_s}$. In other words, a system with bandwidth b can send at most $\frac{1}{b}$ symbols per second (Baud rate).

Example 7: Suppose that the light emitter and light detector have a response which can be assumed as an ideal low-pass filter with cut-off frequency $\frac{1}{t_s}$ (or larger), and the receiver uses an ideal low-pass filter with impulse response $\tilde{\gamma}(t) = \text{sinc}\left(\frac{2t}{t_s}\right)$. In this case, the minimum-bandwidth optical intensity Nyquist pulse (satisfies (27)) is $\gamma(t) = \text{sinc}^2\left(\frac{t}{t_s}\right)$

where $\text{sinc}(x) = \frac{\sin(\pi x)}{\pi x}$ [163] (Fig. 5). This system can send $\frac{1}{t_s}$ symbols per second, and hence its bandwidth is $b = \frac{1}{t_s}$.

Remark 2: Note that this model accommodates all unipolar transmission schemes that send b symbols per second, including unipolar PAM sending b symbols per second [31]–[33], [53], unipolar OFDM schemes with a sampling rate of b samples per second [65]–[67], [69], [71], and PPM with an ‘on’ pulse duration of $\frac{1}{b}$ seconds [59], [80], [124], [177]–[179].

C. Constraints due to Channel Variations

We have assumed at the beginning of our analysis that the system is static. We have then described the optical channel response by a constant g_g (Definition 3). These assumptions

do not hold in general. The channel is generally time varying, and its variation can be represented using several statistical models. We will not delve deep into this topic, since this has been discussed thoroughly in [14], but we will focus on its impact on the channel model and on coding.

Firstly, the optical channel response is in general a function of time $\gamma_o(t)$ which includes reflections due to multipath propagation [180]. However, reflections are normally weak, and the channels delay spread (nanoseconds) is significantly smaller than the symbol duration (microseconds). Thus, the response $\gamma_o(t)$ can be assumed equal to $\delta(t)$, and $\mathcal{F}\{\gamma_o(t)\}$ is flat in the regime of operation [20]. This allows abstracting the channel response as a constant g_g .⁹

Secondly, the number of received photons will be affected by physical propagation phenomena such as scattering, absorption, and refraction. These effects are generally combined under an *atmospheric turbulence* coefficient g_a , which varies with time. In addition to this, the received number of photons will also depend on the alignment of the transmitter and receiver, or the lack thereof. This effect is captured by a pointing error term g_p . Thus, instead of the channel gain g_g , we would have an effective channel gain of $g = g_g g_a g_p$.

The variables g_a and g_p are random. Several distributions have been used to model their statistics. For instance, the atmospheric turbulence coefficient g_a can follow an exponential distribution or K -distribution under strong turbulence [83], a log-normal distribution under weak turbulence [14], or a Gamma-Gamma distribution in general [40]. The pointing error follows a Rayleigh distribution [181], [182] or more generally a Hoyt distribution [183], [184].

Although the effective channel gain varies with time, this time variation is much slower than the symbol rate. For instance, while the symbol duration can be in the range of microseconds, the coherence time of the channel can be in the range of milliseconds [14]. Thus, it is reasonable to assume that the channel remains constant throughout a transmission block [58]. Consequently, to encode over this constant channel, the codewords have to be shorter than the coherence time of the channel. However, this is not a crucial constraint since the coherence time is orders of magnitude larger than the symbol duration.

Another constraint that arises due to channel variations is related to channel state information (CSI). CSI can be obtained at the receiver using a channel estimation mechanism to estimate g . The CSI at the transmitter (CSIT) can be available or unavailable. CSIT can be acquired using a feedback channel from the receiver to the transmitter [14], [185]. Since the channel varies slowly, the CSIT acquisition overhead can be neglected in performance evaluation. In the absence of a feedback channel, the system is said to have no CSIT, in which case the performance is studied in terms of outage probability or the compound channel capacity.

In what follows, we assume the channel g to be static and known globally. Next, we discuss the capacity of the single-user point-to-point (P2P) IM/DD Gaussian channel.

⁹Note that if reflections are significant, then, assuming perfect equalization, the overall channel from x_i to output after equalization can still be modelled as a constant g_g .

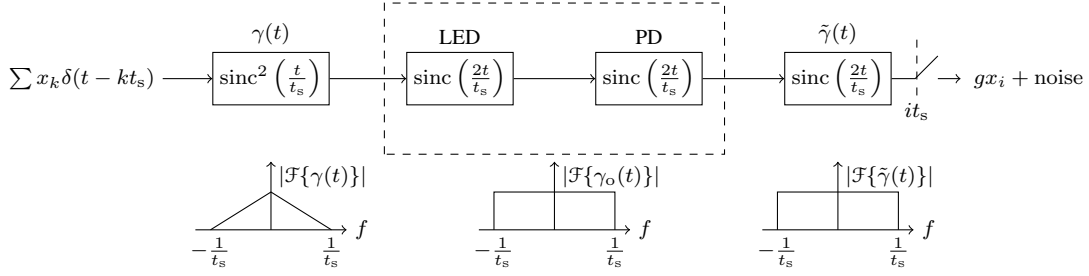


Fig. 5: An exemplary IM/DD OWC system (Example 7) with sinc^2 pulse shaping, and LED, photodetector (PD), and receiver filter with ideal low-pass response ($\gamma_o(t)$ is the optical channel response). In this system, we can send $b = \frac{1}{t_s}$ symbols per second.

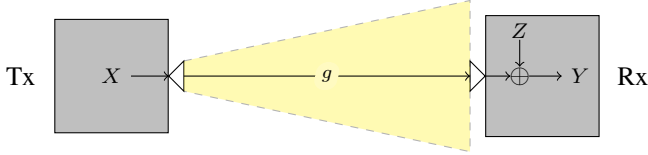


Fig. 6: An IM/DD Gaussian channel.

IV. CAPACITY OF THE SINGLE USER IM/DD CHANNEL

We focus on an IM/DD Gaussian channel described by an input-output relation (Fig. 6)

$$Y_i = gX_i + Z_i, \quad (52)$$

where at time i , Y_i is the output, $Z_i \sim \mathcal{N}(0,1)$ is i.i.d. noise, $g \geq 0$ is the channel coefficient which is fixed and known at both nodes, and X_i is the input. We choose the noise variance $\sigma^2 = 1$ without loss of generality since this can be absorbed into g by normalization. For an input signal (x_1, \dots, x_n) where n is the number of transmissions, the following constraint must be satisfied

$$0 \leq x_i \leq \mathcal{A}, \quad \forall i \in \{1, \dots, n\} \quad (53)$$

$$\frac{1}{n} \sum_{i=1}^n x_i \leq \mathcal{E}. \quad (54)$$

A. The Communication Problem

Communication over the IM/DD Gaussian channel can be generally described as follows. The transmitter wants to send a message of m bits to the receiver. The set of all possible messages has size 2^m . Without loss of generality, the messages can be labelled by integers from 1 to 2^m , and the set of all messages can be denoted $\mathcal{W} = \{1, \dots, 2^m\}$. Thus, the message can be represented by a random variable $W \in \mathcal{W}$. The transmitter desires to ‘load’ W with the largest number of information bits. This is achieved when W is uniformly distributed on \mathcal{W} , since a uniformly distributed random variable has the largest ‘information content’ measured by its entropy. For a uniform random variable W distributed on \mathcal{W} , the information content is $H(W) = m$. Thus, we can assume that the transmitter picks a message w uniformly at random from \mathcal{W} .

To send a message w , the transmitter picks a codeword $\mathbf{x}(w)$ from a codebook of 2^m codewords, where $\mathbf{x}(w) =$

| Message | codeword | | | |
|----------|------------|------------|----------|------------|
| 1 | $x_1(1)$ | $x_2(1)$ | \dots | $x_n(1)$ |
| 2 | $x_1(2)$ | $x_2(2)$ | \dots | $x_n(2)$ |
| \vdots | \vdots | \vdots | \vdots | \vdots |
| 2^m | $x_1(2^m)$ | $x_2(2^m)$ | \dots | $x_n(2^m)$ |

TABLE II: Codebook consisting of 2^m codewords, each of length n symbols. To send message w , the transmitter sends the symbols of the codeword $\mathbf{x}(w)$ over n transmissions.

$(x_1(w), \dots, x_n(w))$ and n is the code length (Table II). For all $w \in \mathcal{W}$, the codewords satisfy $x_i(w) \in [0, \mathcal{A}]$ and $\frac{1}{n} \sum_{i=1}^n x_i(w) \leq \mathcal{E}$, which satisfies the intensity constraints. Then, to send a message w , the transmitter sends $\mathbf{x}(w)$ through the channel (i.e., uses $\mathbf{x}(w)$ to modulate the light source).

In this construction, the transmitter sends m bits in n transmissions, for a rate of $\frac{m}{n}$ bits per transmission. To send at rate r bits per transmission, we require that \mathcal{W} has 2^{nr} elements, and hence 2^{nr} must be an integer. We will assume that this is true henceforth, by proper choice of n and r .

The receiver records the received signal y_i over n transmissions to obtain \mathbf{y} . Then it uses a decoder to decide that message \hat{w} has been sent. This process incurs an error probability $p_{e,n} = \mathbb{P}\{w \neq \hat{w}\}$, which is required to be sufficiently small.

This description of message set $\mathcal{W} = \{1, \dots, 2^{nr}\}$, encoder and decoder defines a channel code, which we denote as a $(2^{nr}, n)$ code. We say that a rate r is achievable if there exists a sequence of $(2^{nr}, n)$ codes so that $p_{e,n} \rightarrow 0$ as $n \rightarrow \infty$. Indeed, we seek to maximize the achievable rate r . The maximum r is the channel capacity denoted $c_g(\mathcal{A}, \mathcal{E})$, to indicate its dependence on g , \mathcal{A} and \mathcal{E} explicitly.

One can ask several question at this point: First, if the input is constrained by $\frac{1}{n} \sum_{i=1}^n x_i \leq \mathcal{E}$, then why does [31]–[33], [53] and many other works study the channel with a constraint $\mathbb{E}[X] \leq \mathcal{E}$? Second, *what is the value of $c_g(\mathcal{A}, \mathcal{E})$* ? Third, *can we express $c_g(\mathcal{A}, \mathcal{E})$ in a simple form*? We discuss these questions next.

B. Channel Capacity as Mutual Information Maximization

In his 1948 seminal paper [186], Shannon derived the capacity of a memoryless channel as given in the following lemma.

Lemma 1 (Capacity of a memoryless channel [186]): For a memoryless channel with input $X \in \mathcal{X}$, output $Y \in \mathcal{Y}$,

and channel law $\mathbb{P}_{Y|X}$, the channel capacity is given by $\max_{\mathbb{P}_X \in \mathcal{P}_X} I(X; Y)$.

Here, \mathcal{P}_X is the set of all \mathbb{P}_X defined on \mathcal{X} . This lemma presents the channel capacity in a ‘single-letter’ form where the time index is obsolete. However, in the channel under consideration, the time index is not obsolete since the constraint $\frac{1}{n} \sum_{i=1}^n x_i \leq \mathcal{E}$ depends on time. In this case, instead of finding the best \mathbb{P}_X , we have to find the best \mathbb{P}_X where $\mathbf{X} = (X_1, \dots, X_n)$. This seems to prevent using Lemma 1 directly to express the capacity of the channel under consideration. Nevertheless, we can still apply this lemma in a ‘multi-letter’ form as follows.

Consider the n -symbol extended channel $\mathbf{Y} = g\mathbf{X} + \mathbf{Z}$ where $\mathbf{X} = (X_1, \dots, X_n)$, $Y_i = gX_i + Z_i$, and Z_i is i.i.d. $\mathcal{N}(0, 1)$. The input alphabet of this channel is the set $\mathcal{X}^{[n]} = \{\mathbf{X} \in [0, \mathcal{A}]^n \mid \|\mathbf{X}\|_1 \leq n\mathcal{E}\}$, its output alphabet is \mathbb{R}^n , and its channel law $\mathbb{P}_{\mathbf{Y}|\mathbf{X}} = \prod_{i=1}^n \mathbb{P}_{Y_i|X_i}(y_i|x_i) = \prod_{i=1}^n \frac{1}{\sqrt{2\pi}} e^{-\frac{(y_i - gx_i)^2}{2}}$. This is a memoryless channel whose capacity is

$$c_g^{[n]}(\mathcal{A}, \mathcal{E}) = \max_{\mathbb{P}_X \in \mathcal{P}_X} I(\mathbf{X}; \mathbf{Y}) \quad (55)$$

by Lemma 1. Here, \mathbb{P}_X is the distribution of \mathbf{X} , and \mathcal{P}_X is the collection of all \mathbb{P}_X defined on $\mathcal{X}^{[n]}$. Since the resulting vector channel is defined as n -uses of the scalar channel, its capacity is also equal to $c_g^{[n]}(\mathcal{A}, \mathcal{E}) = nc_g(\mathcal{A}, \mathcal{E})$.¹⁰ Thus, we have

$$nc_g(\mathcal{A}, \mathcal{E}) = \max_{\mathbb{P}_X \in \mathcal{P}_X} I(\mathbf{X}; \mathbf{Y}). \quad (56)$$

The maximization with respect to \mathbb{P}_X is equivalent to choosing a codebook from the alphabet $\mathcal{X}^{[n]}$.

To simplify this into a single letter form, we will need the following properties of entropy and mutual information.

- P1: $h(Y|X) = h(Y - f(X)|X)$ [187, Thm. 8.6.3];
- P2: Conditioning does not increase entropy: $h(X_1|X_2) \leq h(X_1)$ with equality if and only if X_1 and X_2 are independent [187, p. 253];
- P3: Chain rule: $h(\mathbf{X}) = \sum_{i=1}^n h(X_i|X_1, \dots, X_{i-1})$ [187, Thm. 8.6.2];
- P4: Concavity of mutual information in the input distribution: $I(X; Y)$ is concave in \mathbb{P}_X for a given $\mathbb{P}_{Y|X}$ [187, Thm. 2.7.4].

While the constraint $\|\mathbf{X}\|_1 \leq n\mathcal{E}$ permits \mathbb{P}_X to be non i.i.d. in general, property P4 forces the optimal \mathbb{P}_X to be i.i.d. Thus, the constraint $\|\mathbf{X}\|_1 \leq n\mathcal{E}$ can be replaced with $\mathbb{E}[X_i] \leq \mathcal{E}$ for all i . This is proved next.

Theorem 1: The capacity of a channel with input $\mathbf{X} = (X_1, \dots, X_n)$ satisfying $X_i \in [0, \mathcal{A}]$ for all i and $\|\mathbf{X}\|_1 \leq n\mathcal{E}$, and output $Y_i = gX_i + Z_i$, $i = 1, \dots, n$, where g is a constant and Z_i is i.i.d. $\mathcal{N}(0, 1)$ is given by

$$c_g(\mathcal{A}, \mathcal{E}) = \max_{\mathbb{P}_X \in \mathcal{P}_X} I(X; gX + Z), \quad (57)$$

when n is large enough, where \mathcal{P}_X is the collection of all \mathbb{P}_X defined on $[0, \mathcal{A}]$ with $\mathbb{E}[X] \leq \mathcal{E}$.

¹⁰This can be shown using standard steps as in [187, Ch. 7].

Proof: Starting from (56), we have

$$I(\mathbf{X}; \mathbf{Y}) = h(\mathbf{Y}) - h(\mathbf{Y}|\mathbf{X}) \quad (58)$$

$$\stackrel{P1}{=} h(\mathbf{Y}) - h(\mathbf{Z}|\mathbf{X}) \quad (59)$$

$$\stackrel{P2}{=} h(\mathbf{Y}) - h(\mathbf{Z}) \quad (60)$$

$$\stackrel{P3}{=} \sum_{i=1}^n h(Y_i|Y_1, \dots, Y_{i-1}) - h(Z_i|Z_1, \dots, Z_{i-1}) \quad (61)$$

$$\stackrel{P2}{\leq} \sum_{i=1}^n h(Y_i) - h(Z_i) \quad (62)$$

$$= \sum_{i=1}^n I(X_i; Y_i). \quad (63)$$

This leads to

$$c \leq \max_{\mathbb{P}_X \in \mathcal{P}_X} \frac{1}{n} \sum_{i=1}^n I(X_i; gX_i + Z_i). \quad (64)$$

Let the distribution of X_i induced by \mathbb{P}_X be denoted \mathbb{P}_{X_i} with support \mathcal{X}_i and mean $\mathbb{E}[X_i] = \mathcal{E}_i$. Then, using property P4, we have

$$\frac{1}{n} \sum_{i=1}^n I(X_i; gX_i + Z_i) \stackrel{P4}{\leq} I(\bar{X}; g\bar{X} + Z), \quad (65)$$

where $Z \sim \mathcal{N}(0, 1)$, and \bar{X} is a random variable defined on $\bar{\mathcal{X}} = \bigcup_{i=1}^n \mathcal{X}_i$ with distribution $\mathbb{P}_{\bar{X}}(x) = \frac{1}{n} \sum_{i=1}^n \mathbb{P}_{X_i}(x)$. Therefore, we obtain

$$c_g(\mathcal{A}, \mathcal{E}) \leq \max_{\mathbb{P}_X \in \mathcal{P}_X} I(\bar{X}; g\bar{X} + Z). \quad (66)$$

Note that $\bar{\mathcal{X}} \subseteq [0, \mathcal{A}]$ since $\mathcal{X}_i \subseteq [0, \mathcal{A}]$. Moreover, we have

$$\mathbb{E}_{\bar{X}}[\bar{X}] = \int_{\bar{\mathcal{X}}} x \frac{1}{n} \sum_{i=1}^n \mathbb{P}_{X_i}(x) dx \quad (67)$$

$$= \frac{1}{n} \sum_{i=1}^n \int_{\bar{\mathcal{X}}} x \mathbb{P}_{X_i}(x) dx \quad (68)$$

$$= \frac{1}{n} \sum_{i=1}^n \mathcal{E}_i \quad (69)$$

$$\leq \mathcal{E}, \quad (70)$$

where the last step follows since $\|\mathbf{X}\|_1 \leq n\mathcal{E}$ implies that $\mathbb{E}[\|\mathbf{X}\|_1] \leq n\mathcal{E}$ and hence $\frac{1}{n} \sum_{i=1}^n \mathcal{E}_i \leq \mathcal{E}$. Let $\mathcal{P}_{\bar{X}}$ be the set of all $\mathbb{P}_{\bar{X}}$ satisfying $\bar{X} \in [0, \mathcal{A}]$ and $\mathbb{E}_{\bar{X}}[\bar{X}] \leq \mathcal{E}$. Then, $\mathbb{P}_X \in \mathcal{P}_X \Rightarrow \mathbb{P}_{\bar{X}} \in \mathcal{P}_{\bar{X}}$. Hence,

$$c_g(\mathcal{A}, \mathcal{E}) \leq \max_{\mathbb{P}_X \in \mathcal{P}_X} I(\bar{X}; g\bar{X} + Z). \quad (71)$$

This upper bound is achievable as $n \rightarrow \infty$ using i.i.d. $\mathbf{X} \sim \prod_{i=1}^n \mathbb{P}_{\bar{X}}(x_i)$. The resulting codebook satisfies the constraints for large n , since for each codeword (x_1, \dots, x_n) we have $x_i \in [0, \mathcal{A}]$ for all i , and $\lim_{n \rightarrow \infty} \frac{1}{n} \sum_{i=1}^n x_i = \mathbb{E}[X] \leq \mathcal{E}$ by the law of large numbers. This concludes the proof. ■

This demonstrates that the constraint $\frac{1}{n} \sum_{i=1}^n x_i \leq \mathcal{E}$ is equivalent to $\mathbb{E}[X] \leq \mathcal{E}$ from a capacity perspective, and $c_g(\mathcal{A}, \mathcal{E}) = \max_{\mathbb{P}_X \in \mathcal{P}_X} I(X; gX + Z)$.

Now some remarks about the constraints are due. One can show that the channel capacity under the constraint $\mathbb{E}[X] = \mathcal{E}$

is equal to that under the constraint $\mathbb{E}[X] = \mathcal{A} - \mathcal{E}$ by symmetry of the Gaussian noise distribution [31], [53]. By property P4, one can also show that capacity increases as $\mathbb{E}[X]$ increases from 0 to $\frac{\mathcal{A}}{2}$ [53]. Hence, the optimal input distribution satisfies $\mathbb{E}[X] = \mathcal{E}$ if $\mathcal{E} \leq \frac{\mathcal{A}}{2}$ and satisfies $\mathbb{E}[X] = \frac{\mathcal{A}}{2}$ otherwise [31], [53]. In the latter case, we can show using P4 that an input distribution symmetric with respect to $\frac{\mathcal{A}}{2}$ is optimal.

Due to this, it suffices to study the capacity when $\mathcal{E} \leq \frac{\mathcal{A}}{2}$, with the understanding that a channel with a peak constraint only has the same capacity as a channel with an average and a peak constraint with $\mathcal{E} = \frac{\mathcal{A}}{2}$.

To evaluate capacity, it remains to compute

$$c_g(\mathcal{A}, \mathcal{E}) = \max_{\mathbb{P}_X \in \mathcal{P}'_X} I(X; gX + Z), \quad (72)$$

where \mathcal{P}'_X is the set of distributions \mathbb{P}_X on $[0, \mathcal{A}]$ satisfying $\mathbb{E}[X] = \mathcal{E} \leq \frac{\mathcal{A}}{2}$.

V. NUMERICAL EVALUATION OF THE CAPACITY OF A SINGLE USER IM/DD SYSTEM

While the objective of the maximization in (72) is the same as that in the standard AWGN channel [187, Ch. 9], the constraint set \mathcal{P}'_X is different. This alone makes this problem elusive contrary to the standard AWGN channel for which the optimal input is known to be Gaussian.

However, numerical methods can be used to solve this problem, due to the following result from [36].

Theorem 2 (Discreteness of Optimal Distribution [36]): The capacity-achieving input distribution \mathbb{P}_X for the IM/DD Gaussian channel with a peak constraint is a discrete distribution with a finite number of probability mass points.

Thus, one can restrict attention to distributions of the form

$$\mathbb{P}_X^d(x) = \sum_{i=1}^k a_i \delta(x - x_i) \quad (73)$$

for some k , $x_i \in [0, \mathcal{A}]$, and $a_i > 0$ such that $\sum_i a_i = 1$, satisfying the constraints on X . Thus, to find capacity, we have to solve

$$\begin{aligned} & \max_{k, x_i, a_i} I(X; gX + Z)|_{X \sim \mathbb{P}_X^d} \\ \text{subject to } & k \geq 2; \quad \sum_{i=1}^k a_i = 1; \quad \sum_{i=1}^k a_i x_i \leq \mathcal{E} \\ & x_i \in [0, \mathcal{A}] \quad \forall i = 1, \dots, k, \end{aligned} \quad (74)$$

where

$$\begin{aligned} & I(X; gX + Z) \\ &= - \int_{-\infty}^{\infty} \left[\left(\sum_{i=1}^k \frac{a_i}{\sqrt{2\pi}} e^{-\frac{(y - gx_i)^2}{2}} \right) \right. \\ & \quad \left. \log \left(\sum_{i=1}^k \frac{a_i}{\sqrt{2\pi}} e^{-\frac{(y - gx_i)^2}{2}} \right) dy \right] - \frac{1}{2} \log(2\pi e). \end{aligned} \quad (75)$$

This gives the capacity in nats/transmission. To convert to bits/transmission, we divide by $\log(2)$, or we replace $\log(\cdot)$ with $\log_2(\cdot)$.

The problem of finding the optimal \mathbb{P}_X involves the following three problems: (i) Finding the optimal k , (ii) finding the optimal x_i , and (iii) finding the optimal a_i . The overall problem is nonlinear, but can be solved numerically. With currently existing numerical solvers, it is common to solve for a_i and x_i jointly for a given k [36]. We shall describe this later, but first, let us study a method for finding the optimal a_i for a given x_i and k that dates back to 1972.

A. The Blahut-Arimoto Algorithm: Optimal a_i given k and x_i

If k and x_i are given, then the maximization with respect to a_i can be solved numerically due to property P4, i.e., the concavity of $I(X; gX + Z)$ in \mathbb{P}_X . A famous elegant algorithm that solves this maximization is the Blahut-Arimoto algorithm [188], [189]. It is based on a rewriting of the mutual information as follows

$$\begin{aligned} I(X; Y) &= \sum_{x \in \mathcal{X}} \int_{\mathbb{R}} \left[\mathbb{P}_{X,Y}(x, y) \log \left(\frac{\mathbb{P}_{X,Y}(x, y)}{\mathbb{P}_X(x) \mathbb{P}_Y(y)} \right) dy \right], \\ &= \sum_{x \in \mathcal{X}} \int_{\mathbb{R}} \mathbb{P}_X(x) \mathbb{P}_{Y|X}(y|x) \log \left(\frac{\mathbb{P}_{X|Y}(x|y)}{\mathbb{P}_X(x)} \right) dy, \end{aligned}$$

and recasting the maximization problem as

$$\max_{\mathbb{P}_{X|Y}} \max_{\mathbb{P}_X} \sum_{x \in \mathcal{X}} \int_{\mathbb{R}} \mathbb{P}_X(x) \mathbb{P}_{Y|X}(y|x) \log \left(\frac{\mathbb{P}_{X|Y}(x|y)}{\mathbb{P}_X(x)} \right) dy. \quad (76)$$

Solving this double-maximization leads to the capacity achieving distribution as shown in [187, Ch. 10]. This problem is convex in \mathbb{P}_X given $\mathbb{P}_{X|Y}$, and also in $\mathbb{P}_{X|Y}$ given \mathbb{P}_X , and hence can be solved by alternating maximization with respect to \mathbb{P}_X and $\mathbb{P}_{X|Y}$.

To solve this maximization numerically, we discretize the interval $[y_l, y_u]$ where $y_l < 0$ and $y_u > g\mathcal{A}$ are chosen so that $\mathbb{P}\{y < y_l\}$ and $\mathbb{P}\{y > y_u\}$ are arbitrarily small for any \mathbb{P}_X (typically $y_l < -3\sigma$ and $y_u > g\mathcal{A} + 3\sigma$, recall that $\sigma = 1$). We define $\mathcal{Y} = \{y_l + j\delta | j = 0, 1, \dots, \ell\}$ for $0 < \delta \ll 1$ and $\ell = \lceil \frac{y_u - y_l}{\delta} \rceil$. This way, we can discretize Y and describe $\mathbb{P}_{Y|X}$ as a matrix $(p_{j,i})$, $i \in \{1, \dots, k\}$ and $j \in \{1, \dots, \ell\}$, where

$$p_{j,i} = \mathbb{P}\{Y \in [y_l + (j-1)\delta, y_l + j\delta] | x_i \text{ was sent}\}. \quad (77)$$

This can be calculated numerically from the channel law $\mathbb{P}_{Y|X}$. Similarly, define

$$q_{i,j} = \mathbb{P}\{x_i \text{ was sent} | Y \in [y_l + (j-1)\delta, y_l + j\delta]\}. \quad (78)$$

Now we can recast the optimization as

$$\max_{q_{i,j}} \max_{a_i} \sum_{i=1}^k \sum_{j=1}^{\ell} a_i p_{j,i} \log \left(\frac{q_{i,j}}{a_i} \right). \quad (79)$$

Fixing a_i and consequently also $p_{j,i}$, we need to solve

$$\begin{aligned} & \max_{q_{i,j}} \sum_{i=1}^k \sum_{j=1}^{\ell} a_i p_{j,i} \log \left(\frac{q_{i,j}}{a_i} \right) \\ & \text{s.t. } \sum_{i=1}^k q_{i,j} = 1, \quad \forall j \in \{1, \dots, \ell\}. \end{aligned} \quad (80)$$

Algorithm 1 Blahut-Arimoto Algorithm for the IM-DD Gaussian channel

1: **Inputs:** \mathcal{A} ; \mathcal{E} ; g ; (x_1, \dots, x_k) ; δ ; y_l ; y_u ;
2: $a_i \leftarrow \frac{1}{k}$; $\forall i \in \{1, \dots, k\}$; $\ell \leftarrow \frac{y_u - y_l}{\delta}$; $r \leftarrow 0$
3: **repeat**
4: $p_{j,i} \leftarrow \mathbb{P}\{Y \in [y_l + (j-1)\delta, y_l + j\delta] | x_i \text{ was sent}\}$
5: $q_{i,j} \leftarrow a_i p_{j,i} (\sum_{i'} a_{i'} p_{j,i'})^{-1}$
6: $\nu \leftarrow \text{Solution of (84)}$
7: $a_i \leftarrow \left(e^{-\nu x_i} \prod_j q_{i,j}^{p_{j,i}} \right) \left(\sum_{i'} e^{-\nu x_{i'}} \prod_j q_{i',j}^{p_{j,i'}} \right)^{-1}$
8: $r \leftarrow \sum_{i,j} a_i p_{j,i} \log \left(\frac{q_{i,j}}{a_i} \right)$
9: **until** r converges
10: **Outputs:** r ; a_i

The problem is convex, its Lagrangian is¹¹ $\mathcal{L}(q_{i,j}, \lambda) = -\sum_{i,j} a_i p_{j,i} \log \left(\frac{q_{i,j}}{a_i} \right) + \sum_j \lambda_j (\sum_i q_{i,j} - 1)$, and the optimal solution satisfies $\frac{\partial \mathcal{L}(q_{i,j}, \lambda)}{\partial q_{i,j}} = 0$. Combined with $\sum_{i=1}^k q_{i,j} = 1$, this yields

$$q_{i,j} = \frac{a_i p_{j,i}}{\sum_{i'} a_{i'} p_{j,i'}}. \quad (81)$$

Note that this solution preserves the mean of X , i.e., if $\sum_i x_i a_i = \mu$ for some μ , then we also have $\sum_i x_i \sum_j \tilde{p}_j q_{i,j} = \mu$ where $\tilde{p}_j = \sum_i a_i p_{j,i}$.

On the other hand, fixing $q_{i,j}$ and $p_{j,i}$, we need to solve

$$\begin{aligned} \max_{a_i} \sum_{i,j} a_i p_{j,i} \log \left(\frac{q_{i,j}}{a_i} \right) \\ \text{s.t. } \sum_{i=1}^k a_i = 1, \quad \sum_{i=1}^k x_i a_i = \mathcal{E}. \end{aligned} \quad (82)$$

The sum in the objective function is with respect to i, j for which $q_{i,j} > 0$ and $p_{j,i} > 0$. This problem is also convex, its Lagrangian is $\mathcal{L}(a_i, \lambda, \nu) = -\sum_{i,j} a_i p_{j,i} \log \left(\frac{q_{i,j}}{a_i} \right) + \lambda (\sum_i a_i - 1) + \nu (\sum_i x_i a_i - \mathcal{E})$, and the optimal solution satisfies $\frac{\partial \mathcal{L}(a_i, \lambda, \nu)}{\partial a_i} = 0$. Combined with the two constraints, this yields

$$a_i = \frac{e^{-\nu x_i} \prod_j q_{i,j}^{p_{j,i}}}{\sum_{i'} e^{-\nu x_{i'}} \prod_j q_{i',j}^{p_{j,i'}}}, \quad (83)$$

where the product is with respect to j for which $p_{j,i} > 0$ and $q_{i,j} > 0$, and ν is the solution of

$$\mathcal{E} = \frac{\sum_i x_i e^{-\nu x_i} \prod_j q_{i,j}^{p_{j,i}}}{\sum_{i'} e^{-\nu x_{i'}} \prod_j q_{i',j}^{p_{j,i'}}}. \quad (84)$$

Based on this, the optimal a_i for given k and x_i can be computed using the Blahut-Arimoto algorithm as described in the Algorithm 1. By discretizing the interval $[y_l, y_u]$ into infinitesimally small intervals ($\delta \ll 1$) and choosing $-y_l$ and $y_u - g\mathcal{A}$ large enough, the rate r in Algorithm 1 converges to $\max_{a_i} I(X; Y)$ where $X \in \{x_1, \dots, x_k\}$.

Example 8: Consider an IM/DD Gaussian channel with $g = 1$, $\mathcal{A} = 5$, and $\mathcal{E} = 1.25$. Let $k = 3$, $(x_1, x_2, x_3) = (0, 2, 5)$, $y_l = -10$, $y_u = g\mathcal{A} + 10$, and $\delta = 10^{-3}$. With these

| Iteration | (a_1, a_2, a_3) | r (nats/transmission) |
|-----------|--------------------------|-------------------------|
| 1 | (0.5912, 0.2647, 0.1441) | 0.5679 |
| 2 | (0.6150, 0.2250, 0.1600) | 0.6053 |
| 3 | (0.6264, 0.2060, 0.1676) | 0.6087 |
| 4 | (0.6323, 0.1962, 0.1715) | 0.6096 |
| \vdots | \vdots | \vdots |
| 7 | (0.6380, 0.1866, 0.1753) | 0.6100 |

TABLE III: Evolution of (a_i) for the channel in Example 8 until convergence. The solution of $\max_{a_i} I(X; Y)$ for this example using exhaustive (grid) search is 0.61 nats per transmission which matches the result of Algorithm 1.

parameters, the solution of $\max_{a_i} I(X; Y)$ using Algorithm 1 is 0.61 nats (0.88 bits) per transmission achieved when $(a_1, a_2, a_3) = (0.638, 0.1866, 0.1753)$. Table III shows the evolution of (a_i) for this channel until convergence.

Now that we have a method for finding (a_i) for a given k and (x_i) , we move to the maximization with respect to (x_i) .

B. Optimal a_i and x_i given k

To find the optimal (x_i) for a given k , we rely on a statement that dates back to 1971 [190]. The statement provides a necessary and sufficient condition for a distribution \mathbb{P}_X to be optimal for a Gaussian channel with a peak constrained input without and with a power constraint. The statement has been generalized later on to different types of channels such as Poisson [153], quadrature Gaussian [191], Rayleigh-fading [192], and conditionally Gaussian channels [36]. The statement for the channel under consideration is given in [36], and is repeated next.

Theorem 3 (Optimality Condition [36]): Let \mathbb{P}_X be the capacity achieving distribution of the IM/DD Gaussian channel with support $\mathcal{X} = \{x_1, \dots, x_k\}$ for some k , and define

$$I(\mathbb{P}_X) = I(X; Y)|_{X \sim \mathbb{P}_X} \quad (85)$$

$$Q(x, \mathbb{P}_X) = - \int_{\mathbb{R}} \mathbb{P}_{Y|X}(y|x) \log(\mathbb{P}_Y(y)) dy \quad (86)$$

$$\lambda = \frac{1}{\mathcal{E}} \left(I(\mathbb{P}_X) + \frac{1}{2} \log(2\pi e) - Q(0, \mathbb{P}_X) \right) \quad (87)$$

$$J(x, \mathbb{P}_X) = I(\mathbb{P}_X) - Q(x, \mathbb{P}_X) + \frac{1}{2} \log(2\pi e) + \lambda(x - \mathcal{E}). \quad (88)$$

Then the following statements hold:

- 1) $0 \in \mathcal{X}$ and $\mathbb{P}_X(0) > 0$;
- 2) $\lambda > 0$; and
- 3) $J(x, \mathbb{P}_X) \geq 0$ for all $x \in [0, \mathcal{A}]$ with equality if $x \in \mathcal{X}$.

This statement provides a necessary and sufficient condition for the optimality of an input distribution and can be used to check if an input distribution for a given k is optimal. We apply this to the channel in Example 8.

Example 9: For the IM/DD Gaussian channel in Example 8, we have $\mathbb{P}_X = \sum_{i=1}^3 a_i \delta(x - x_i)$ where $(x_1, x_2, x_3) = (0, 2, 5)$ and $(a_1, a_2, a_3) = (0.638, 0.1866, 0.1753)$, and $I(\mathbb{P}_X) = 0.61$ nats per transmission. Since $x_1 = 0$ and $a_1 > 0$, then the first condition in Theorem 3 is satisfied. To check the second and third conditions, we evaluate λ and

¹¹ λ in this section is a Lagrange multiplier, not wavelength.

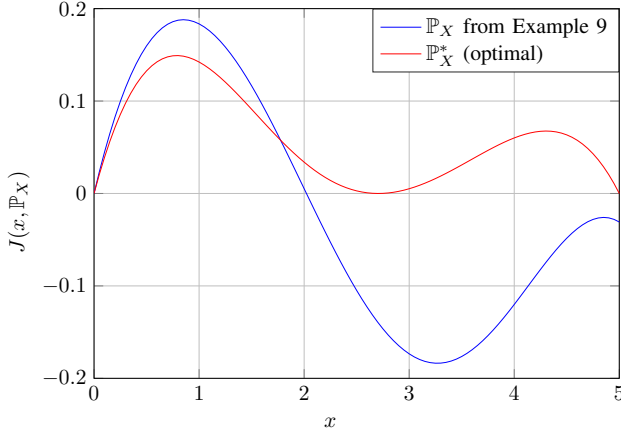


Fig. 7: Plot of $J(x, \mathbb{P}_X)$ defined in Theorem 3 as a function of x for Examples 9 and 10.

Algorithm 2 Combined search for optimal x_1, \dots, x_k and a_1, \dots, a_k for the IM-DD Gaussian channel

-
- 1: **Inputs:** \mathcal{A} , \mathcal{E} ; g ; k
 - 2: $\mathbb{P}_X^* = \emptyset$
 - 3: $\mathbb{P}_X \leftarrow$ Solution of $\max_{\mathbb{P}_X: k \text{ mass points}} I(X; Y)$ using numerical solvers
 - 4: Compute λ and $J(x, \mathbb{P}_X)$ using (87) and (88)
 - 5: **if** $\mathbb{P}_X(0) > 0$, $\lambda > 0$; $J(x, \mathbb{P}_X) \geq 0 \forall x \in [0, \mathcal{A}]$ with equality if $\mathbb{P}_X(x) > 0$ **then**
 - 6: $\mathbb{P}_X^* = \mathbb{P}_X$
 - 7: **end if**
 - 8: **Output:** \mathbb{P}_X^*
-

$J(x, \mathbb{P}_X)$ numerically. We obtain $\lambda = 0.2528$ which satisfies the second condition. However, $J(x, \mathbb{P}_X)$ does not satisfy the third condition as shown in Fig. 7. Thus, this input distribution is not optimal.

To find out whether a distribution with k mass points is optimal, one can fix $x_1 = 0$, vary x_2, \dots, x_k , find a_1, \dots, a_k using Algorithm 1, and repeat until either the conditions in Theorem 3 are satisfied in which case we have the optimal distribution, or all (discretized) values of x_2, \dots, x_k are exhausted in which case k is too small to achieve capacity. Alternatively, one can rely on the concavity of $I(X; Y)$ in \mathbb{P}_X , and maximize jointly with respect to (x_1, \dots, x_k) and (a_1, \dots, a_k) using numerical solvers for a given k . Checking whether the obtained distribution satisfies the conditions in Theorem 3 reveals if this distribution is optimal or not (in which case we conclude that k is too small) [36], [192]. This is summarized in Algorithm 2.

To test this algorithm, we use the parameters in example 8.

Example 10: For the channel in Example 8, Algorithm 2 yields $\mathbb{P}_X^* = \sum_{i=1}^3 a_i \delta(x - x_i)$ where $(x_1, x_2, x_3) = (0, 2.7058, 5)$ and $(a_1, a_2, a_3) = (0.6643, 0.1869, 0.1489)$, and the rate is $r = 0.626$ nats (0.9031 bits) per transmission. Moreover, $\mathbb{P}_X(0) > 0$, $\lambda = 0.2501 > 0$, and $J(x, \mathbb{P}_X^*) \geq 0$ for all x with equality when $x = a_i$ as shown in Fig. 7, which satisfies the conditions in Theorem 3. Hence, \mathbb{P}_X^* is optimal and the capacity of this channel is $c_1(5, 1.25) = 0.626$

Algorithm 3 Search for the optimal \mathbb{P}_X for an IM-DD Gaussian channel

-
- 1: **Inputs:** \mathcal{A} , \mathcal{E} ; g ;
 - 2: $r_{\max} \leftarrow 0$; $\mathbb{P}_X^* = \emptyset$; $k \leftarrow 1$
 - 3: **while** $\mathbb{P}_X^* = \emptyset$ **do**
 - 4: $k \leftarrow k + 1$
 - 5: $\mathbb{P}_X^* \leftarrow$ Output of Algorithm 2 given k
 - 6: **end while**
 - 7: **Output:** \mathbb{P}_X^*
-

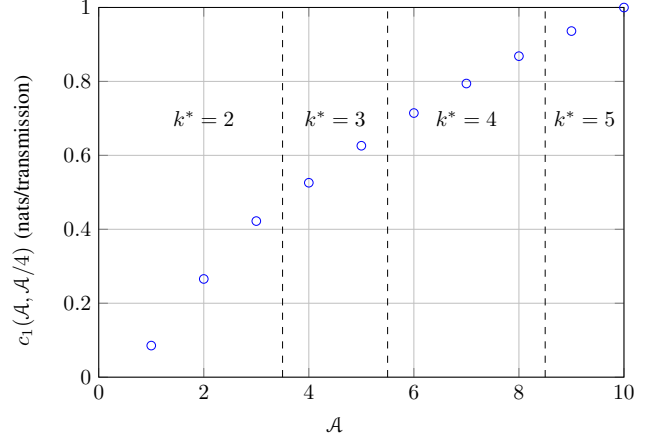


Fig. 8: Capacity versus \mathcal{A} for an IM/DD Gaussian channel with $\mathcal{E} = \mathcal{A}/4$, and $g = 1$, indicating the optimal number of mass points k^* .

nats/transmission.

If Algorithm 2 outputs $\mathbb{P}_X^* = \emptyset$, i.e., the conditions in Theorem 3 are not satisfied for any \mathbb{P}_X with k mass points. This indicates that the optimal input distribution has more than k points. It remains to find the optimal k .

C. Optimal k

To find the optimal k , we also use the necessary conditions in Theorem 3. In particular, for a given channel, we start by setting $k = 2$ and using Algorithm 2 to find the optimal \mathbb{P}_X . If the output is $\mathbb{P}_X^* = \emptyset$, then we increment k . This is repeated until an optimal \mathbb{P}_X is found as summarized in Algorithm 3.

Using Algorithm 3, we can find the optimal input distribution for the single-user IM/DD channel. Fig. 8 shows the channel capacity obtained using Algorithm 3 for a channel with $\mathcal{E} = \frac{\mathcal{A}}{4}$ as a function of \mathcal{A} when $g = 1$.

While Fig. 8 shows the behaviour of capacity as a function of the peak intensity, it does not provide an explicit relation between the two. Thus, the following question arises: Can we express capacity in a simple form? The following section discusses this issue.

VI. CAPACITY BOUNDS AND ASYMPTOTICS

The capacity of the single-user IM/DD Gaussian channel can be obtained by solving problem (74) using Algorithm 3. While this does not have the elegance of $\log(1 + \text{SNR})$ (the capacity of a Gaussian memoryless channel with a power constraint, see Remark 3 below), this is still useful for evaluating

the capacity of a static channel. Furthermore, the optimality of discrete inputs with a finite number of mass points as asserted by Theorem 2 is appealing from an engineering point of view.

Remark 3: For a Gaussian memoryless channel with input $X \in \mathbb{C}$ and output $Y = gX + Z$ where $g \in \mathbb{C}$, $\mathbb{E}[|X|^2] \leq p$, and $Z \sim \mathcal{CN}(0, \sigma^2)$, the capacity equals $\log(1 + \text{SNR})$ where SNR is the signal-to-noise ratio $\text{SNR} = \frac{|g|^2 p}{\sigma^2}$. This is achieved by choosing $X \sim \mathcal{CN}(0, p)$.

The simplicity of $\log(1 + \text{SNR})$ enabled a large body of literature on wireless communications focusing on capacity and power allocation for parallel channels, MIMO channels, and multi-user channels, in addition to ergodic and outage capacities of time-varying channels [107], [193]. However, the capacity of the IM/DD channel obtained using Algorithm 3 is not amenable to similar analysis. This makes it important to derive capacity bounds and approximations that enable further analysis of IM/DD channels based on information-theoretic fundamentals. Moreover, capacity bounds are important in cases where the capacity is not numerically computable, such as for the channel with an average intensity constraint only, whose capacity achieving distribution has an infinite number of mass points.

This section presents such results.

A. Capacity Lower Bounds – Achievable Rates

Two methods have been used in the literature to derive capacity lower bounds. One method focuses on continuous input distributions, and the other focuses on discrete input distributions. The common factor between the two is that they both rely on the entropy-power inequality (EPI) stated next.

Lemma 2 (EPI [187, Theorem 17.7.3]): If \mathbf{X} and \mathbf{Y} are n -dimensional independent random vectors with densities, then $e^{\frac{2}{n}h(\mathbf{X}+\mathbf{Y})} \geq e^{\frac{2}{n}h(\mathbf{X})} + e^{\frac{2}{n}h(\mathbf{Y})}$.

To derive a capacity lower bound using this lemma, we write

$$I(X; gX + Z) = h(gX + Z) - h(gX + Z|X) \quad (89)$$

$$\stackrel{P1}{=} h(gX + Z) - h(Z) \quad (90)$$

$$\stackrel{\text{EPI}}{\geq} \frac{1}{2} \log(e^{2h(gX)} + e^{2h(Z)}) - h(Z) \quad (91)$$

$$= \frac{1}{2} \log\left(\frac{g^2 e^{2h(X)}}{2\pi e} + 1\right) \quad (92)$$

where in the last step we used $h(Z) = \frac{1}{2} \log(2\pi e)$ and $h(gX) = h(X) + \log(g)$ [187, (8.71)]. Let $\tilde{\mathbb{P}}_X$ be a selected input distribution, then it holds that

$$c_g(\mathcal{A}, \mathcal{E}) = \max_{\mathbb{P}_X \in \mathcal{P}_X} I(X; gX + Z) \quad (93)$$

$$\geq I(X; gX + Z)|_{X \sim \tilde{\mathbb{P}}_X} \quad (94)$$

$$\geq \frac{1}{2} \log\left(\frac{g^2 e^{2h(X)|_{X \sim \tilde{\mathbb{P}}_X}}}{2\pi e} + 1\right). \quad (95)$$

Thus, the problem of deriving a capacity lower bound boils down to choosing a ‘good’ \mathbb{P}_X , i.e., one which maximizes $h(X)$. Next, we apply this to a channel with average and a peak constraints, followed by one with an average constraint only.

1) Average and Peak Constraints: We distinguish between bounds using continuous input distributions and ones using discrete input distributions.

a) Continuous Input Distributions: The solution of $\max_{\mathbb{P}_X} h(X)$ where \mathbb{P}_X is a continuous distribution satisfying $X \in [0, \mathcal{A}]$ and $\mathbb{E}[X] \leq \mathcal{E}$ was given in [31]. The results rely on finding the max-entropic distribution using [187, Thm. 12.1.1] which states the following.

Lemma 3 ([187, Thm. 12.1.1]): The solution of

$$\max_{\mathbb{P}_X} h(X) \quad (96)$$

$$\text{s.t. } X \in \mathcal{S}, \quad \int_{\mathcal{S}} \mathbb{P}_X(x) dx = 1 \quad (97)$$

$$\mathbb{E}[r_i(X)] = m_i, \quad \forall i = 1, \dots, n \quad (98)$$

for some measurable functions $r_i : \mathcal{S} \rightarrow \mathbb{R}$, is given by $\mathbb{P}_X^*(x) = e^{\lambda_0 + \sum_{i=1}^n \lambda_i r_i(x)}$, where $\lambda_0, \dots, \lambda_n$ are chosen to satisfy the constraints.

Using Lemma 3 with $\mathcal{S} = [0, \mathcal{A}]$, $n = 1$, $r_1(x) = x$, and $m_1 = \mathcal{E}$ leads to the following solution [31]

$$\mathbb{P}_X(x) = \begin{cases} \frac{1}{\mathcal{A}} \frac{\mu^*}{1 - e^{-\mu^*}} e^{-\frac{\mu^* x}{\mathcal{A}}}, & \text{if } \frac{\mathcal{E}}{\mathcal{A}} < \frac{1}{2} \\ \frac{1}{\mathcal{A}}, & \text{if } \frac{\mathcal{E}}{\mathcal{A}} = \frac{1}{2}. \end{cases} \quad (99)$$

for $x \in [0, \mathcal{A}]$, where $\mu^* > 0$ satisfies $\frac{1}{\mu^*} - \frac{e^{-\mu^*}}{1 - e^{-\mu^*}} = \frac{\mathcal{E}}{\mathcal{A}}$. These distributions are the ‘truncated-exponential’ distribution (Fig. 9a) and uniform distribution, respectively. The resulting maximum entropy is

$$h(X) = \begin{cases} \frac{1}{2} \log\left(\mathcal{A}^2 e^{2\mu^* \frac{\mathcal{E}}{\mathcal{A}}} \left(\frac{1 - e^{-\mu^*}}{\mu^*}\right)^2\right), & \text{if } \frac{\mathcal{E}}{\mathcal{A}} < \frac{1}{2} \\ \frac{1}{2} \log(\mathcal{A}^2), & \text{if } \frac{\mathcal{E}}{\mathcal{A}} = \frac{1}{2}. \end{cases}$$

This leads to the following statement.

Theorem 4 ([31]): The capacity of the IM/DD Gaussian channel with a peak constraint \mathcal{A} and an average constraint $\mathcal{E} \leq \frac{\mathcal{A}}{2}$ satisfies $c_g(\mathcal{A}, \mathcal{E}) \geq r_g^{\text{lmw}}(\mathcal{A}, \mathcal{E})$ where

$$r_g^{\text{lmw}}(\mathcal{A}, \mathcal{E}) \quad (100)$$

$$= \begin{cases} \frac{1}{2} \log\left(1 + \frac{g^2 \mathcal{A}^2}{2\pi e} e^{2\mu^* \frac{\mathcal{E}}{\mathcal{A}}} \left(\frac{1 - e^{-\mu^*}}{\mu^*}\right)^2\right) & \text{if } \frac{\mathcal{E}}{\mathcal{A}} < \frac{1}{2}, \\ \frac{1}{2} \log\left(1 + \frac{g^2 \mathcal{A}^2}{2\pi e}\right) & \text{if } \frac{\mathcal{E}}{\mathcal{A}} = \frac{1}{2}. \end{cases}$$

In addition to this result, it is interesting to calculate the achievable rate using a ‘truncated-Gaussian’ distribution, especially since a Gaussian distribution achieves the capacity of the standard AWGN channel (Remark 3). This has been derived in [53]. Let the Gaussian distribution function with mean μ and variance ν^2 be denoted $\mathbb{P}_{\mu, \nu}^G(x) = \frac{1}{\sqrt{2\pi\nu}} e^{-\frac{(x-\mu)^2}{2\nu^2}}$. We construct a truncated Gaussian distribution as

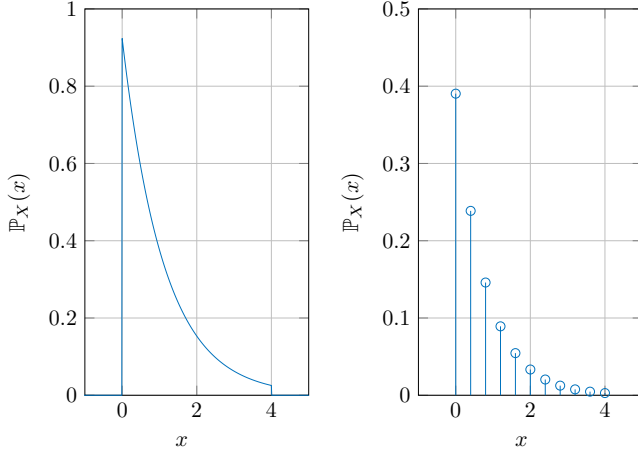
$$\tilde{\mathbb{P}}_{\mu, \nu}^G(x) = \eta \mathbb{P}_{\mu, \nu}^G(x), \quad x \in [0, \mathcal{A}], \quad (101)$$

where

$$\eta = (\mathbb{F}_{\mu, \nu}^G(\mathcal{A}) - \mathbb{F}_{\mu, \nu}^G(0))^{-1}, \quad (102)$$

and $\mathbb{F}_{\mu, \nu}^G(x)$ is the cumulative distribution function corresponding to $\mathbb{P}_{\mu, \nu}^G(x)$. The mean of $\tilde{\mathbb{P}}_{\mu, \nu}^G(x)$ is

$$\tilde{\mu} = \mu + \nu^2 \eta (\mathbb{P}_{\mu, \nu}^G(0) - \mathbb{P}_{\mu, \nu}^G(\mathcal{A})), \quad (103)$$



(a) Truncated-exponential.

(b) Truncated-geometric.

Fig. 9: Truncated-exponential distribution (99) and truncated-geometric distribution (106) for $\mathcal{A} = 4$ and $\mathcal{E} = 1$.

and its variance is

$$\tilde{\nu}^2 = \nu^2 \left(1 - \mathcal{A} \tilde{\mathbb{P}}_{\mu, \nu}^G(\mathcal{A}) - \tilde{\mu} (\tilde{\mathbb{P}}_{\mu, \nu}^G(0) - \tilde{\mathbb{P}}_{\mu, \nu}^G(\mathcal{A})) \right). \quad (104)$$

By choosing $\mu \in \mathbb{R}$ and $\nu > 0$ so that $\tilde{\mu} \leq \mathcal{E}$, we can derive a feasible truncated-Gaussian input distribution. This leads to the following statement.¹²

Theorem 5 ([53]): The capacity of the IM/DD Gaussian channel with a peak constraint \mathcal{A} and an average constraint $\mathcal{E} \leq \frac{\mathcal{A}}{2}$ satisfies $c_g(\mathcal{A}, \mathcal{E}) \geq r_g^{\text{cma}}(\mathcal{A}, \mathcal{E})$ where

$$r_g^{\text{cma}}(\mathcal{A}, \mathcal{E}) = \max_{\mu, \nu} \frac{1}{2} \log(1 + g^2 \nu^2) - \log(\eta) \quad (105)$$

$$- \frac{\eta g^2 \nu^2}{2(g^2 \nu^2 + 1)} ((\mathcal{A} - \mu) \tilde{\mathbb{P}}_{\mu, \nu}^G(\mathcal{A}) + \mu \tilde{\mathbb{P}}_{\mu, \nu}^G(0)),$$

where $\mu \in \mathbb{R}$ and $\nu > 0$ are chosen such that $\tilde{\mu} \leq \mathcal{E}$.

In [53], specific choices of μ and ν are given that make r_g^{cma} approach capacity within a gap < 0.164 nats as \mathcal{A} and \mathcal{E} increase (high SNR). It is also shown numerically that the gap nearly vanishes at asymptotically high SNR if we optimize r_g^{cma} with respect to μ and ν . Note that the simple choice of $\nu = \frac{\mathcal{E}}{3}$ and μ slightly lower than \mathcal{E} so that $\tilde{\mu} = \mathcal{E}$ leads to the achievable rate $\frac{1}{2} \log(1 + g^2 \mathcal{E}^2)$ which is a simple expression but is suboptimal.

b) Discrete Input Distributions: We know from [36] (see Theorem 2) that the optimal input distribution is discrete. Thus, it is relevant to derive a lower bound using a simple discrete input distribution. To this end, [32] maximizes $H(X)$ while imposing the constraint that \mathbb{P}_X has the form

$$\tilde{\mathbb{P}}_X^{[k]}(x) = \sum_{i=0}^k a_i \delta \left(x - i \frac{\mathcal{A}}{k} \right), \quad (106)$$

i.e., a discrete distribution with support $\mathcal{X} = \{0, \frac{\mathcal{A}}{k}, \frac{2\mathcal{A}}{k}, \dots, \mathcal{A}\}$. The optimization problem becomes

¹²We only give a simplified version of the achievable rate of the Truncated-Gaussian distribution here. The achievable rate of this distribution is larger than that in Theorem 5. The reader is referred to [53] for details.

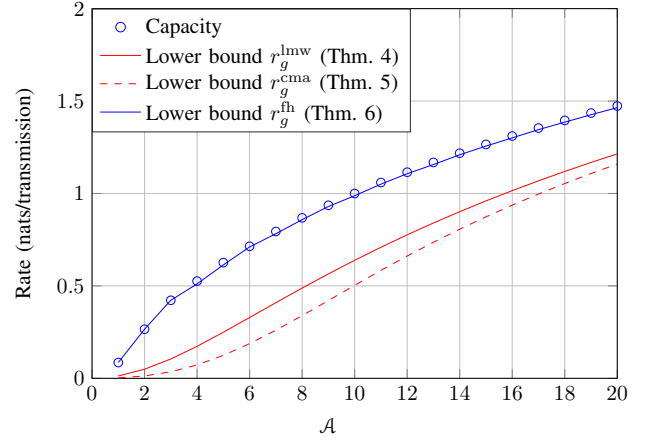


Fig. 10: Achievable rates of Theorems 4-6 versus \mathcal{A} for a channel with $\mathcal{E} = \mathcal{A}/4$, and $g = 1$.

$\max_{a_i} H(X) |_{X \sim \tilde{\mathbb{P}}_X^{[k]}}$ subject to $\mathbb{E}[X] \leq \mathcal{E}$. This can be solved using Lagrangian duality [194] to obtain the following.

Theorem 6 ([32]): The solution of the optimization $\max_{a_i} H(X)$ subject to $X \in [0, \mathcal{A}]$, $X \sim \tilde{\mathbb{P}}_X^{[k]}$ given in (106), and $\mathbb{E}[X] \leq \mathcal{E}$ is

$$a_i = \begin{cases} \frac{t_0^i}{1+t_0+\dots+t_0^k}, & \text{if } \frac{\mathcal{E}}{\mathcal{A}} < \frac{1}{2}, \\ \frac{1}{k+1} & \text{if } \frac{\mathcal{E}}{\mathcal{A}} = \frac{1}{2}, \end{cases} \quad (107)$$

where t_0 is the unique positive root of $\sum_{i=0}^k (1 - \frac{i\mathcal{A}}{k\mathcal{E}}) t^i$. The resulting achievable rate for the IM/DD Gaussian channel is $r_g^{\text{fh}}(\mathcal{A}, \mathcal{E}) = \max_k I(X; Y)$ with X distributed according to the optimal solutions above.

These distributions are respectively a ‘truncated-geometric’ distribution (Fig. 9b) and a discrete uniform distribution, and have been shown to be capacity-approaching in [32]. However, contrary to the lower bounds in Theorems 4 and 5, the achievable rate in this case is evaluated numerically, which leads to a numerical capacity lower bound instead of an analytical expression.

Example 11: Consider an IM/DD Gaussian channel with $\mathcal{A} = 5$, $\mathcal{E} = 1.25$ and $g = 1$. The lower bounds in Theorems 4-6 yield $r_1^{\text{lmw}}(5, 1.25) = 0.3493$, $r_1^{\text{cma}}(5, 1.25) = 0.1242$, and $r_1^{\text{fh}}(5, 1.25) = 0.6134$ in nats/transmission. Recall from Example 10 that the capacity of this channel is $c_1(5, 1.25) = 0.626$ nats/transmission which is very close to $r_1^{\text{fh}}(5, 1.25)$ but far from $r_1^{\text{lmw}}(5, 1.25)$ and $r_1^{\text{cma}}(5, 1.25)$.

This example suggests that $r_g^{\text{fh}}(\mathcal{A}, \mathcal{E})$ is a good lower bound. While $r_g^{\text{lmw}}(\mathcal{A}, \mathcal{E})$ and $r_g^{\text{cma}}(\mathcal{A}, \mathcal{E})$ are away from capacity in this example, they both become closer to capacity as \mathcal{A} increases with \mathcal{E} held proportional to \mathcal{A} as we shall see later. Fig. 10 shows these bounds graphically.

2) Average Constraint Only: Using the EPI to lower bound the channel capacity in this case requires finding an input distribution on $[0, \infty)$ satisfying $\mathbb{E}[X] \leq \mathcal{E}$ which maximizes $h(X)$ or $H(X)$. We start with continuous distributions.

a) Continuous Input Distributions: The max-entropic continuous distribution which maximizes $h(X)$ in this case is the exponential distribution $\mathbb{P}_X(x) = \frac{1}{\mathcal{E}} e^{-\frac{x}{\mathcal{E}}}$ for $x \geq 0$ [187,

Example 12.2.5]. This leads to the following lower bound given in [31].

Theorem 7 ([31]): The capacity of the IM/DD Gaussian channel with only an average constraint \mathcal{E} satisfies

$$c_g(\infty, \mathcal{E}) \geq r_g^{\text{lmw},a}(\mathcal{E}) = \frac{1}{2} \log \left(1 + \frac{eg^2\mathcal{E}^2}{2\pi} \right). \quad (110)$$

The truncated-Gaussian lower bound given in Theorem 5 can be specialized for this case by setting $\mathcal{A} = \infty$ leading to the following statement.

Corollary 1: For $\mathcal{A} = \infty$, the truncated-Gaussian distribution capacity lower bound in Theorem 5 becomes

$$r_g^{\text{cma},a}(\mathcal{E}) = \max_{\mu, \nu} \frac{1}{2} \log(1 + g^2\nu^2) - \log(\eta) - \frac{\eta g^2\nu^2}{2(g^2\nu^2 + 1)} \mu \mathbb{P}_{\mu, \nu}^G(0), \quad (111)$$

where $\eta = (1 - \mathbb{P}_{\mu, \nu}^G(0))^{-1}$, and where $\mu \in \mathbb{R}$ and $\nu > 0$ are chosen such $\mu + \nu^2 \eta \mathbb{P}_{\mu, \nu}^G(0) \leq \mathcal{E}$. This is an achievable rate for an IM/DD Gaussian channel with only an average constraint.

Next, we consider discrete input distributions.

b) Discrete Input Distributions: We want to find the discrete input distribution which satisfies the constraints and maximizes $H(X)$. To simplify the search, we restrict our attention to distributions of the form

$$\hat{\mathbb{P}}_X^{[\ell]}(x) = \sum_{i=0}^{\infty} a_i \delta(x - i\ell) \quad (112)$$

for some $\ell > 0$. The max-entropic $\hat{\mathbb{P}}_X^{[\ell]}$ was derived in [33], as stated next.

Theorem 8 ([33]): The solution of the optimization $\max_{a_i} H(X)$ subject to $X \geq 0$, $X \sim \hat{\mathbb{P}}_X^{[\ell]}$ given in (112), and $\mathbb{E}[X] \leq \mathcal{E}$ is the geometric distribution

$$a_i = \frac{\ell}{\ell + \mathcal{E}} \left(\frac{\mathcal{E}}{\ell + \mathcal{E}} \right)^i. \quad (113)$$

The resulting achievable rate in an IM/DD Gaussian channel is $r_g^{\text{flh},a}(\mathcal{E}) = \max_{\ell} I(X; Y)$ with X distributed according to the geometric distribution above.

Generally, the achievable rate of this distribution is higher than $r_g^{\text{lmw},a}$ and $r_g^{\text{cma},a}$, but lacks an analytical expression. We shall see that analytical lower bounds are very useful for deriving asymptotic capacity results in Sec. VI-C. Next, we discuss capacity upper bounds.

B. Capacity Upper Bounds

Capacity upper bounds for the IM/DD channel have been derived using one of three methods: Duality, sphere packing, or constraint relaxation. Duality bounds are derived using a dual expression of the channel capacity that has been given in [54], [195] as follows.

Lemma 4 ([31]): For a channel with input $X \in \mathcal{X}$ and output $Y \in \mathcal{Y}$ described by the transition probability $\mathbb{P}_{Y|X}$, the capacity is upper bounded by $\sup_{\mathbb{P}_X} \mathbb{E}_X [D(\mathbb{P}_{Y|X} \|\mathbb{P}_Y)]$ for any distribution \mathbb{P}_Y .

The sphere packing approach has been used earlier for the standard AWGN channel in [196] and will be detailed in Sec. VI-B2. Constraint relaxations refers to replacing the constraints of the capacity maximization problem by ones which simplify the maximization problem as we shall see in Sec. VI-B1. Upper bounds on the capacity of the IM/DD channel which use these methods are discussed next.

1) Average and Peak Constraints: In this case, we have bounds based on the duality approach and bounds using constraint relaxation.

a) Duality Upper Bound: To apply Lemma 4 for the IM/DD Gaussian channel in this case, we restrict \mathbb{P}_X to satisfy $\mathcal{X} = [0, \mathcal{A}]$ and $\mathbb{E}[X] \leq \mathcal{E}$, and we fix $\mathbb{P}_{Y|X}$ to be the IM/DD channel law, i.e., Gaussian. The main difficulties in deriving an upper bound based on Lemma 4 are finding a good \mathbb{P}_Y , calculating the expectation \mathbb{E}_X , and maximizing with respect to \mathbb{P}_X . The last two challenges can be simplified by upper bounding $D(\mathbb{P}_{Y|X} \|\mathbb{P}_Y)$ using bounds that simplify the expectation \mathbb{E}_X . Determining a good \mathbb{P}_Y requires some intuition. Let us focus on high SNR first, and let us study an equivalent normalized channel where $\tilde{Y} = X + \tilde{Z}$ where $\tilde{Z} \sim \mathcal{N}(0, \tilde{\sigma}^2)$ and $\tilde{\sigma} = \frac{1}{g}$. At high SNR, one expects the output distribution $\mathbb{P}_{\tilde{Y}}$ to be ‘similar to’ the input distribution \mathbb{P}_X since the noise variance is negligible at high SNR relative to \mathcal{A} . Thus, the maximum $h(\tilde{Y})$ should be close to the maximum $h(X)$, which is achieved by the distribution in (99). The maximum $h(\tilde{Y})$ determines the channel capacity since $I(X; \tilde{Y}) = h(\tilde{Y}) - h(\tilde{Z})$. Thus, one expects that choosing $\mathbb{P}_{\tilde{Y}}$ as given in (99) is a good choice. To generalize this insight to any SNR, we choose $\mathbb{P}_{\tilde{Y}}$ to be ‘similar to’ \mathbb{P}_X between 0 and \mathcal{A} , and to have a Gaussian roll-off outside this interval. To quantify this statement, we can use a parameter $\delta > 0$, and choose $\mathbb{P}_{\tilde{Y}}(\tilde{y})$ to be similar to $\mathbb{P}_X(x)$ for $\tilde{y} \in [-\delta, \mathcal{A} + \delta]$ and to have a Gaussian roll-off for $\tilde{y} < -\delta$ and $\tilde{y} > \mathcal{A} + \delta$. With appropriate normalization, this leads to the following

$$b_g^{\text{lmw}}(\nu, \mu, \mathcal{A}, \mathcal{E}) = (1 - Q(\nu + g\mathcal{E}) - Q(\nu + g(\mathcal{A} - \mathcal{E}))) \log \left(g\mathcal{A} \frac{e^{\frac{\mu\nu}{g\mathcal{A}}} - e^{-\mu(1 + \frac{\nu}{g\mathcal{A}})}}{\sqrt{2\pi}\mu(1 - 2Q(\nu))} \right) - \frac{1}{2} + Q(\nu) + \frac{\nu e^{-\frac{\nu^2}{2}}}{\sqrt{2\pi}} + \frac{\mu}{\nu\sqrt{2\pi}} \left(e^{-\frac{\nu^2}{2}} - e^{-\frac{(g\mathcal{A} + \nu)^2}{2}} \right) + \mu \frac{\mathcal{E}}{\mathcal{A}} \left(1 - 2Q\left(\nu + \frac{g\mathcal{A}}{2}\right) \right), \quad (108)$$

$$\tilde{b}_g^{\text{lmw}}(\nu, \mathcal{A}) = \left(1 - 2Q\left(\nu + \frac{g\mathcal{A}}{2}\right) \right) \log \left(\frac{g\mathcal{A} + 2\nu}{\sqrt{2\pi}\mu(1 - 2Q(\nu))} \right) - \frac{1}{2} + Q(\nu) + \frac{\nu e^{-\frac{\nu^2}{2}}}{\sqrt{2\pi}}. \quad (109)$$

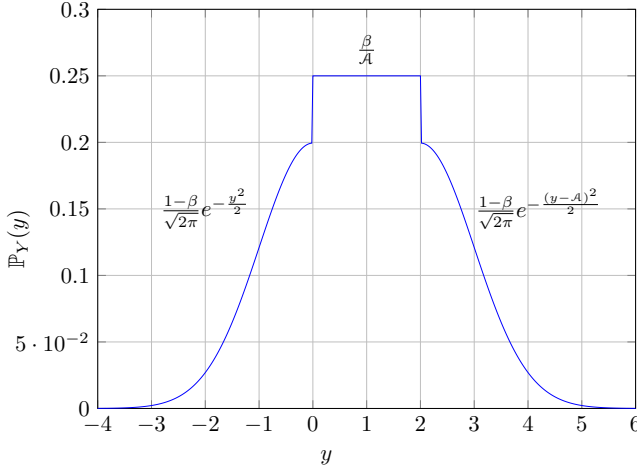


Fig. 11: Distribution \mathbb{P}_Y for deriving the McKellips bound in Theorem 10 [198]. Here, $\mathcal{A} = 2$.

distribution [31]

$$\mathbb{P}_{\tilde{Y}}(\tilde{y}) = \begin{cases} \frac{1}{\sqrt{2\pi}\tilde{\sigma}} e^{-\frac{\tilde{y}^2}{2\tilde{\sigma}^2}}, & \tilde{y} < -\delta \\ \frac{1}{\mathcal{A}} \frac{\mu(1-2Q(\frac{\delta}{\tilde{\sigma}}))}{e^{\frac{\mu\delta}{\mathcal{A}}} - e^{-\mu(1+\frac{\delta}{\mathcal{A}})}} e^{-\frac{\mu\tilde{y}}{\mathcal{A}}}, & -\delta \leq \tilde{y} \leq \mathcal{A} + \delta \\ \frac{1}{\sqrt{2\pi}\tilde{\sigma}} e^{-\frac{(\tilde{y}-\mathcal{A})^2}{2\tilde{\sigma}^2}}, & \tilde{y} > \mathcal{A} + \delta. \end{cases}$$

Plugging this distribution in Lemma 4, it remains to maximize the expectation with respect to \mathbb{P}_X on $[0, \mathcal{A}]$ with $\mathbb{E}[X] \leq \mathcal{E}$. This has been bounded in [31], leading to the following.

Theorem 9 ([31]): The capacity of the IM/DD Gaussian channel with a peak constraint \mathcal{A} and an average constraint $\mathcal{E} \leq \frac{\mathcal{A}}{2}$ satisfies $c_g(\mathcal{A}, \mathcal{E}) \leq \bar{r}_g^{\text{lmw}}(\mathcal{A}, \mathcal{E})$ where

$$\bar{r}_g^{\text{lmw}}(\mathcal{A}, \mathcal{E}) = \begin{cases} \min_{\nu > 0, \mu > 0} b_g^{\text{lmw}}(\nu, \mu, \mathcal{A}, \mathcal{E}), & \mathcal{E} < \frac{\mathcal{A}}{2}, \\ \min_{\nu > 0} b_g^{\text{lmw}}(\nu, \mathcal{A}), & \mathcal{E} = \frac{\mathcal{A}}{2}, \end{cases}$$

and b_g^{lmw} and \tilde{b}_g^{lmw} are given in (108) and (109) given at the bottom of the page.

Note that in [197], McKellips derived a capacity upper bound for the additive Gaussian noise channel with peak constraints $|X| \leq \sqrt{P}$. In [198], it was shown that McKellips' bound can be obtained as a special case of the Duality bound in Lemma 4 with the distribution shown in Fig. 11. This bound can be easily modified to obtain a bound for the IM/DD Gaussian channel with a constraint $0 \leq X \leq \mathcal{A}$, and also holds under a redundant average constraint $\mathcal{E} = \frac{\mathcal{A}}{2}$, as stated next.

Theorem 10 ([197]): The capacity of the IM/DD Gaussian channel with a peak constraint \mathcal{A} satisfies $c_g(\mathcal{A}, \frac{\mathcal{A}}{2}) \leq \bar{r}_g^{\text{m}}(\mathcal{A}) \triangleq \log\left(1 + \frac{g\mathcal{A}}{\sqrt{2\pi}e}\right)$.

The upper bounds in Theorems 9 and 10 are both asymptotically tight at high SNR for the respective cases where they hold, as we shall see later. An upper bound which is tight at low SNR can be derived using the constraint relaxation methods and also the Duality method, as discussed next.

b) Constraint-Relaxation Upper Bound: In this approach, the input constraints are relaxed into a variance constraint. Namely, for a random variable $X \in [0, \mathcal{A}]$ with $\mathbb{E}[X] \leq \mathcal{E} \leq \frac{\mathcal{A}}{2}$, the maximum variance is $\mathcal{E}(\mathcal{A} - \mathcal{E})$ achieved

by the binary distribution $\mathbb{P}_X(x) = (1 - \frac{\mathcal{E}}{\mathcal{A}})\delta(x) + \frac{\mathcal{E}}{\mathcal{A}}\delta(x - \mathcal{A})$ [53]. Therefore, we can upper bound the maximization $\max_{\mathbb{P}_X} I(X; Y)$ where \mathbb{P}_X is defined on $[0, \mathcal{A}]$ with $\mathbb{E}[X] \leq \mathcal{E}$ by enlarging the feasible set to the set of all \mathbb{P}_X on \mathbb{R} with $\mathbb{E}[(X - \mathbb{E}[X])^2] \leq \mathcal{E}(\mathcal{A} - \mathcal{E})$. The solution of this maximization is known to be achieved by the Gaussian distribution leading to the following statement.

Theorem 11: [31], [53] The capacity of the IM/DD Gaussian channel with a peak constraint \mathcal{A} and an average constraint $\mathcal{E} \in [0, \frac{\mathcal{A}}{2}]$ satisfies

$$c_g(\mathcal{A}, \mathcal{E}) \leq \bar{r}_g^0(\mathcal{A}, \mathcal{E}) = \frac{1}{2} \log(1 + g^2 \mathcal{E}(\mathcal{A} - \mathcal{E})). \quad (114)$$

Note that this upper bound was derived in [31] using the duality approach. Next, we turn our attention to cases with either an average or a peak constraint, where sphere packing bounds have been derived.

2) *Average or Peak Constraints:* Capacity upper bounds for the IM/DD channel with either an average or a peak constraint have been derived in [31], [33], [53]. To complement the approaches presented above, we focus on the sphere-packing bounding approach which was studied in [33], [53].

a) *Sphere packing under an Average Constraint:* Again, we consider the equivalent channel $\tilde{Y} = X + \tilde{Z}$ where $\tilde{Z} \sim \mathcal{N}(0, \tilde{\sigma}^2)$ and $\tilde{\sigma} = \frac{1}{g}$. For a channel with an average constraint only, the capacity achieving distribution satisfies the average constraint with equality [53]. A codeword (x_1, x_2, \dots, x_n) generated using \mathbb{P}_X satisfying $\mathbb{E}[X] = \mathcal{E}$ almost certainly satisfies $\sum_{i=1}^n x_i = n\mathcal{E}$ for large n by the law of large numbers. Moreover, $x_i \geq 0$. This confines the codewords to a regular $(n-1)$ -simplex defined by the set $S_{\mathcal{E}}^{n-1} = \{x \in \mathbb{R}_+^n \mid \sum_{i=1}^n x_i = n\mathcal{E}\}$ with side-length $n\mathcal{E}\sqrt{2}$ (Fig. 12a shows an example with $n=3$ taken from [53]).

On the other hand, noise $(\tilde{z}_1, \dots, \tilde{z}_n)$ is i.i.d. $\mathcal{N}(0, \tilde{\sigma}^2)$. For large n , this noise tuple will be confined almost certainly to points near the surface of an n -dimensional ball of radius $\lambda = \sqrt{n\tilde{\sigma}^2}$ by the sphere hardening effect [196], [199]. Thus, the noise-perturbed codeword (y_1, \dots, y_n) , where $y_i = x_i + \tilde{z}_i$, lies almost surely near the surface of a ball with radius λ about (x_1, \dots, x_n) as shown in Fig. 12b. This is called “decoding sphere” in [187]. An upper bound for the IM-DD channel capacity can be obtained by computing or upper bounding the maximum number of disjoint n -dimensional balls that can be packed centered in $S_{\mathcal{E}}^{n-1}$, in the limit as $n \rightarrow \infty$. Equivalently, we can bound the number of $n-1$ dimensional balls with radius λ that can be packed centered in $S_{\mathcal{E}}^{n-1}$ (Fig. 12c).¹³ The following example shows a ‘back-of-the-envelope’ calculation which explains this idea.

Example 12: Consider a channel with an average constraint \mathcal{E} over n transmissions. Codewords are confined in a simplex $S_{\mathcal{E}}^{n-1}$ whose volume is given by $\frac{\sqrt{n}(n\mathcal{E})^{n-1}}{(n-1)!}$ [201]. On the other hand, noise is confined in an n -dimensional ball of radius $\sqrt{n}\tilde{\sigma}$, whose intersection with the simplex is an $(n-1)$ -dimensional ball of volume $\frac{(\pi(n-1)\tilde{\sigma}^2)^{\frac{n-1}{2}}}{\Gamma(1+\frac{n-1}{2})}$ where $\Gamma(\cdot)$ is the Gamma function. These balls will be centered in the simplex

¹³See [199, Chapter 5] and [200, Appendix B] for a justification of this sphere-packing bounding approach.

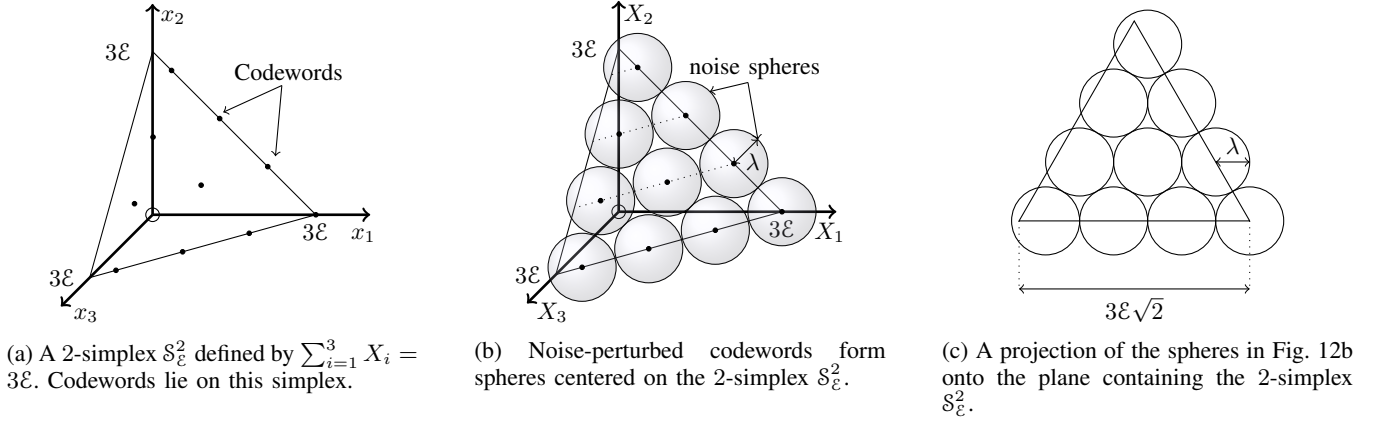


Fig. 12: A graphical illustration of sphere packing in a simplex (from [53]).

and, for $E \gg \tilde{\sigma}$, will not enlarge the simplex by much (relative to the volume of the simplex). Thus, we can approximate the number of balls that can be packed in the simplex by the ratio of volumes, i.e., $n_{\text{balls}} \approx \frac{\sqrt{n}(nE)^{n-1}}{(n-1)!} \left(\frac{(\pi(n-1)\tilde{\sigma}^2)^{\frac{n-1}{2}}}{\Gamma(1+\frac{n-1}{2})} \right)^{-1} \approx \frac{\sqrt{n}(eE^2)^{\frac{n-1}{2}}}{\sqrt{2}(2\pi\tilde{\sigma}^2)^{\frac{n-1}{2}}}$ for n large, where we used Stirling's approximation [202]. With this number of balls, we can send at a rate of $\frac{1}{n} \log(n_{\text{balls}}) \approx \frac{1}{2} \log\left(\frac{eg^2E^2}{2\pi}\right)$ nats/transmission, for n large since $\tilde{\sigma} = \frac{1}{g}$.

We shall see that the rate calculated in this example is in fact the high-SNR capacity of this channel ($E \rightarrow \infty$). For a more careful calculation of a bound on the number of spheres that can be packed in the simplex, two approaches can be used. One can bound the 'Minkowski sum' of the simplex and the ball using the Steiner-Minkowski theorem for polytopes [55, Proposition 12.3.6] [56]. This approach has been used in [33]. The second approach bounds the volume of portions of spheres inside the simplex and the volume of portions outside the simplex in a recursive manner and has been used in [53]. The second approach leads to a tighter bound given next.

Theorem 12: [53] The capacity of the IM/DD Gaussian channel with only an average constraint E satisfies $c_g(\infty, E) \leq \bar{r}_g^{\text{cma},a}(E)$ where

$$\bar{r}_g^{\text{cma},a}(E) = \sup_{\mu \in [0,1]} \mu \log \left(\frac{\sqrt{egE}}{\sqrt{2\pi}} \right) - \log \left((1-\mu)^{1-\mu} \mu^{\frac{3}{2}} \right).$$

This bound is tight at high SNR. Under a peak constraint, the problem becomes one of sphere-packing in a cube as discussed next.

b) Sphere Packing under a Peak Constraint: For a channel with a peak constraint only, a codeword (x_1, x_2, \dots, x_n) satisfying $x_i \in [0, A]$ lives in an n -dimensional cube with side-length A . In this case, a capacity upper bound can be derived by computing the maximum number of disjoint decoding spheres that can be packed centered in this cube, in the limit as $n \rightarrow \infty$. Again, let us start with a 'back-of-the-envelope' calculation.

Example 13: Consider a channel with a peak constraint A over n transmissions. Codewords are confined in a cube whose volume is A^n , while noise is confined in an n -dimensional

ball of volume $\frac{(\pi n \tilde{\sigma}^2)^{\frac{n}{2}}}{\Gamma(1+\frac{n}{2})}$. Noise balls will not enlarge the cube by much when A is large. Thus, we can approximate the number of balls that can be packed in the cube by the ratio of volumes, i.e., $n_{\text{balls}} \approx A^n \left(\frac{(\pi n \tilde{\sigma}^2)^{\frac{n}{2}}}{\Gamma(1+\frac{n}{2})} \right)^{-1} \approx \frac{\sqrt{n\pi}(A^2)^{\frac{n}{2}}}{(2\pi e \tilde{\sigma}^2)^{\frac{n}{2}}}$ for n large, using Stirling's approximation [202]. Thus, the rate is $\frac{1}{n} \log(n_{\text{balls}}) \approx \frac{1}{2} \log\left(\frac{g^2 A^2}{2\pi e}\right)$ nats/transmission for n large since $\tilde{\sigma} = \frac{1}{g}$.

Again, the result of this example is exactly the high SNR capacity ($A \rightarrow \infty$) under a peak constraint only, and also under a peak constraint and an average constraint $E = \alpha A$ with $\alpha \geq \frac{1}{2}$. For a more careful analysis, we can bound the number of balls using either the Steiner-Minkowski theorem for polytopes [55, Proposition 12.3.6] [56] or the recursive approach in [53]. Both bounds have been derived in [53] and are summarized next.

Theorem 13: [53] The capacity of the IM/DD Gaussian channel with only a peak constraint A satisfies $c_g(A, \infty) \leq \bar{r}_g^{\text{cma}}(A) = \min\{\sup_{\mu \in [0,1]} b_g^{\text{cma},1}(\mu, A), \sup_{\mu \in [0,1]} b_g^{\text{cma},2}(\mu, A)\}$ where

$$b_g^{\text{cma},1}(\mu, A) = \mu \log \left(\frac{gA}{\sqrt{2\pi e}} \right) - \log \left(\mu^\mu (1-\mu)^{\frac{3(1-\mu)}{2}} \right),$$

$$b_g^{\text{cma},2}(\mu, A) = \mu \log \left(\frac{gA}{\sqrt{2\pi e}} \right) - \log \left(\mu^{\frac{\mu}{2}} (1-\mu)^{1-\mu} 2^{\mu-1} \right).$$

Here, the bound $b_g^{\text{cma},1}$ is obtained using the Steiner-Minkowski theorem, and $b_g^{\text{cma},2}$ is obtained using the recursive approach of [53]. None of these two bounds is tighter than the other over the whole range of SNR, but they are both asymptotically tight at high SNR.

Note that both bounds $\bar{r}_g^{\text{cma},a}$ and \bar{r}_g^{cma} (Theorems 12 and 13) are also upper bounds on the capacity of a channel with both average and peak constraints, since omitting a constraint can only increase capacity.

Example 14: Consider an IM/DD Gaussian channel with $g = 1$, $A = 5$, and $E = 1.25$. For this channel, the upper bounds in Theorems 9-13 evaluate to $\bar{r}_1^{\text{lmw}}(5, 1.25) = 0.8394$, $\bar{r}_1^0(5, 1.25) = 0.8691$, $\bar{r}_1^{\text{cma},a}(1.25) = 0.7806$, $\bar{r}_1^{\text{cma}}(5) = 0.9734$, in nats/transmission. Recall from Example 10 that the capacity of this channel is $c_1(5, 1.25) = 0.626$

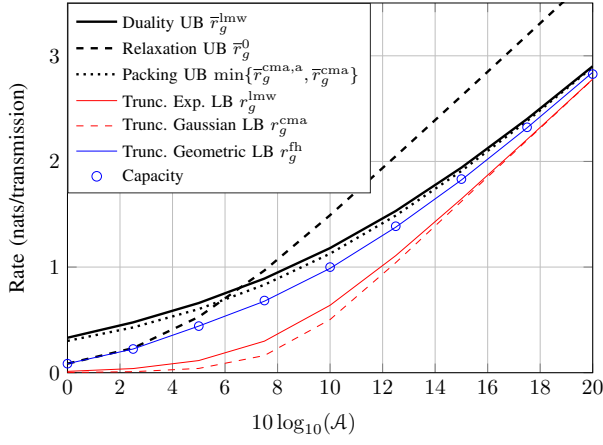


Fig. 13: Capacity bounds for an IM/DD channel with $g = 1$ and $\mathcal{E} = \frac{A}{4}$.

nats/transmission, which shows that $\bar{r}_1^{\text{cma,a}}(1.25)$ is the tightest in this example.

We shall see later that the bounds $\bar{r}_g^{\text{lmw}}(\mathcal{A}, \mathcal{E})$ and $\bar{r}_g^0(\mathcal{A}, \mathcal{E})$ are in fact tight at high and low SNR, i.e., $\mathcal{A} \rightarrow \infty$ and $\mathcal{A} \rightarrow 0$, respectively, with \mathcal{E} proportional to \mathcal{A} . Moreover, the bounds $\bar{r}_g^{\text{cma,a}}(\mathcal{A}, \mathcal{E})$ and $\bar{r}_g^{\text{cma}}(\mathcal{A}, \mathcal{E})$ improve at high SNR.

At this point, we are ready to compare the bounds and develop asymptotic capacity results.

C. Asymptotic Capacity Results

We start by plotting the bounds presented so far. Fig. 13 shows the bounds for a channel with $\mathcal{E} = \frac{A}{4}$. It shows that the lower bound (LB) r_g^{lmw} (Thm. 4) and the upper bound (UB) \bar{r}_g^{lmw} (Thm. 9) converge at high SNR (large \mathcal{A}). It also shows that the lower bound r_g^{fh} (Thm. 6) and the upper bound \bar{r}_g^0 (Thm. 11) converge at low SNR. Fig. 14 shows a similar plot for a channel with $\mathcal{E} = \frac{A}{2}$, where similar observations hold. The figures also show that the truncated-Geometric and discrete uniform distributions approaches capacity over the whole SNR range (LB r_g^{fh}), and that the truncated-Gaussian distribution is close to optimal at high SNR (LB r_g^{cma} , Thm. 5). Moreover, the sphere-packing bounds $\bar{r}_g^{\text{cma,a}}$ and \bar{r}_g^{cma} (Thm. 12 & 13) are fairly tight at high SNR, and close to the duality bound \bar{r}_g^{lmw} over the whole SNR range.

Remark 4: Fig. 14 shows that a combinations of bounds \bar{r}_g^0 and \bar{r}_g^{m} provides a fairly tight capacity approximation since their minimum nearly meets r_g^{fh} over the whole range of \mathcal{A} . Thus, one can use $\min\{\bar{r}_g^0, \bar{r}_g^{\text{m}}\}$ as a capacity approximation for a peak constrained channel or one with $\mathcal{E} = \frac{A}{2}$.

Using these bounds, we can characterize the asymptotic capacity of the channel. The asymptotic capacity results are given next.

1) *High-SNR Asymptotic Capacity:* The asymptotic capacity of the IM/DD channel at high SNR was characterized in [31], when X is subject to both average and peak constraints, and also when X is subject to an average constraint only. Note that the high SNR regime is of interest because it is the regime of operation of many OWC systems (cf. [44] e.g.). The

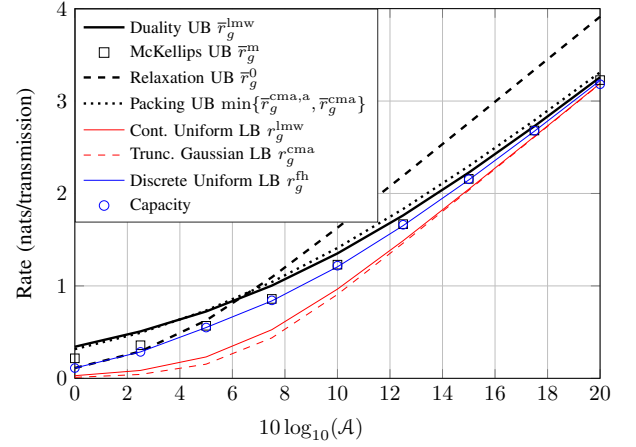


Fig. 14: Capacity bounds for an IM/DD channel with $g = 1$ and $\mathcal{E} = \frac{A}{2}$.

following theorem presents asymptotic capacity results for the IM/DD Gaussian channel at high SNR.

Theorem 14 ([31]): The capacity of the IM/DD Gaussian channel with a peak constraint \mathcal{A} and an average constraint $\mathcal{E} = \alpha\mathcal{A}$ satisfies

$$\lim_{\mathcal{A} \rightarrow \infty} \left(c_g(\mathcal{A}, \alpha\mathcal{A}) - \frac{1}{2} \log \left(\frac{g^2 \mathcal{A}^2}{2\pi e} \right) \right) = 0, \quad (115)$$

for $\alpha = \frac{1}{2}$, and

$$\lim_{\mathcal{A} \rightarrow \infty} \left(c_g(\mathcal{A}, \alpha\mathcal{A}) - \frac{1}{2} \log \left(\frac{g^2 \mathcal{A}^2 e^{2\alpha\mu} (1 - e^{-\mu})^2}{2\pi e \mu^2} \right) \right) = 0, \quad (116)$$

for $\alpha < \frac{1}{2}$, where μ is the unique solution of $\alpha = \frac{1}{\mu} - \frac{e^{-\mu}}{1 - e^{-\mu}}$.

This theorem proves that the truncated-exponential and the uniform input distributions are optimal at high SNR. Recall that a channel with a peak constraint only has the same capacity as one with both a peak and an average constraint with $\alpha = \frac{1}{2}$. Hence, the statement of Theorem 14 applies for this case as well. Note also that the statement for $\alpha = \frac{1}{2}$ also applies for $\alpha \geq \frac{1}{2}$ (since the average constraint can be replaced with $\frac{A}{2}$ in this case, cf. Sec. IV-B), and coincides with the calculation in Example 13.

A simplified asymptotic capacity expression was given in [53] by observing that upper bounds $\bar{r}_g^{\text{cma,a}}(\mathcal{E})$ and $\bar{r}_g^{\text{cma}}(\mathcal{A})$ (Theorems 12 and 13) are fairly tight at high SNR, with a gap to capacity < 0.1 nats/transmission. Thus, the high-SNR asymptotic capacity can be well approximated as $\min \left\{ \frac{1}{2} \log \left(\frac{e\alpha^2 \mathcal{A}^2}{2\pi} \right), \frac{1}{2} \log \left(\frac{\mathcal{A}^2}{2\pi e} \right) \right\}$, where these two expressions are the high-SNR asymptotes of $\bar{r}_g^{\text{cma,a}}(\mathcal{E})$ and $\bar{r}_g^{\text{cma}}(\mathcal{A})$, respectively.

If the channel is subject to an average constraint only, then its high-SNR capacity is given as follows.

Theorem 15 ([31]): The capacity of the IM/DD Gaussian channel with only an average constraint \mathcal{E} satisfies

$$\lim_{\mathcal{E} \rightarrow \infty} \left(c_g(\infty, \mathcal{E}) - \frac{1}{2} \log \left(\frac{eg^2 \mathcal{E}^2}{2\pi} \right) \right) = 0. \quad (117)$$

Thus, the high-SNR capacity in this case is $\frac{1}{2} \log \left(\frac{e g^2 \mathcal{E}^2}{2\pi} \right)$, which coincides with the high-SNR asymptote of $\bar{r}_g^{\text{cma},a}(\mathcal{E})$ (Theorem 12) and $r_g^{\text{cma}}(\mathcal{E})$ (Theorem 7), and also with the calculation in Example 12. An exponential input distribution is optimal at high SNR in this case.

2) *Low-SNR Asymptotic Capacity*: At low SNR, the upper bound $\bar{r}_g^0(\mathcal{A}, \mathcal{E})$ obtained using constraint relaxation in Theorem 11 is tight if X is subject to both average and peak constraints. It matches the achievable rate $r_g^{\text{fh}}(\mathcal{A}, \mathcal{E})$ (Theorem 6) in this regime. This is proved by using a result by Prelov and van der Meulen [203] dating back to 1993, which provides an asymptotic expression for the mutual information under weak input signals. The result states that, under some technical conditions which are all satisfied by the IM/DD Gaussian channel, $I(X; Y)$ in a peak constrained channel $Y = X + Z$ can be written as

$$I(X; Y) = \frac{\text{Var}(X)}{2\sigma^2} + o(\mathcal{A}^2), \quad (118)$$

where σ^2 is the noise variance, the term $o(\mathcal{A}^2)$ satisfies $\lim_{\mathcal{A} \rightarrow 0} \frac{o(\mathcal{A}^2)}{\mathcal{A}^2} = 0$, and $\text{Var}(X)$ is the variance of X . The significant term in this expression, i.e., $\frac{\text{Var}(X)}{2\sigma^2}$ is achieved at low SNR ($\mathcal{A} \rightarrow 0$) using coded on-off keying (OOK), which is a special case of the truncated-geometric and discrete uniform input distributions with 2 mass points.

Using (118) to express the low-SNR asymptotic behaviour of the lower bound $r_g^{\text{fh}}(\mathcal{A}, \mathcal{E})$ in Theorem 6 when \mathbb{P}_X has two mass points only leads to the following result.

Theorem 16 ([31]): The capacity of the IM/DD Gaussian channel with a peak constraint \mathcal{A} and an average constraint $\mathcal{E} = \alpha\mathcal{A}$ satisfies

$$\lim_{\frac{\mathcal{A}}{\sigma} \rightarrow 0} \frac{c_g(\mathcal{A}, \alpha\mathcal{A})}{\alpha'(1 - \alpha')\frac{\mathcal{A}^2}{2}} = 1, \quad (119)$$

where $\alpha' = \min\{\alpha, \frac{1}{2}\}$.

Thus, the low-SNR asymptotic capacity is $\alpha'(1 - \alpha')\frac{\mathcal{A}^2}{2}$. This shows that coded OOK is optimal in this regime. Unfortunately, such an expression for a channel with an average constraint only does not exist to-date. Bounds on the low-SNR asymptotic capacity for this case were given in [31].

The results discussed in this section have been used to study multi-aperture IM/DD systems (MIMO) and multi-user IM/DD systems. Results on the capacity of these systems are reviewed in the following two sections.

VII. MULTI-APERTURE SYSTEMS

For a MIMO system with n_t transmit apertures (LEDs or LED groups) and n_r receive apertures (photodetectors or photodetector groups), the transmit signal X becomes a vector \mathbf{X} of dimension n_t ,¹⁴ and the received signal becomes (Fig. 15)

$$\mathbf{Y} = \mathbb{G}\mathbf{X} + \mathbf{Z}, \quad (120)$$

¹⁴With some notational abuse, we reuse \mathbf{X} (which we used in Sec. IV-B to denote n scalar transmissions (X_1, \dots, X_n)) here to denote a single vector transmission $\mathbf{X} = (X_1, \dots, X_{n_t})$. We also reuse n_t and n_r (which we used in Sec. II to denote a number of photons) here to denote the number of transmit and receive apertures, respectively.

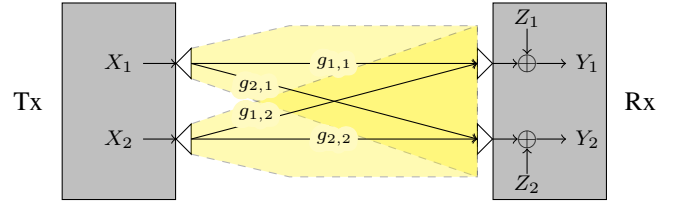


Fig. 15: An IM/DD Gaussian MIMO channel. In a parallel channel, $g_{1,2} = g_{2,1} = 0$.

where \mathbb{G} is an $n_r \times n_t$ channel matrix whose component $g_{i,j}$ represents the channel gain from transmit aperture j to receive aperture i ,¹⁵ and \mathbf{Z} is n_r -dimensional noise with i.i.d. $\mathcal{N}(0, 1)$ components. The transmit signal is subject to the constraints

$$\mathbf{X} \in [0, \mathcal{A}]^{n_t},$$

$$\sum_{i=1}^{n_t} \mathbb{E}[X_i] \leq \mathcal{E}. \quad (121)$$

This channel model appears in various OWC applications including indoors VLC, color-multiplexing, or multi-user OWC systems employing TDMA [43], [59], [79], [82], [83], [94], [95], [98], [99], [204]. The capacity of this channel can be written as

$$c_{\mathbb{G}}^{\text{mimo}}(\mathcal{A}, \mathcal{E}) = \max_{\mathbb{P}_{\mathbf{X}} \in \mathcal{P}_{\mathbf{X}}} I(\mathbf{X}, \mathbf{Y}), \quad (122)$$

where $\mathcal{P}_{\mathbf{X}}$ is the set of all distributions of \mathbf{X} that satisfy (121). This maximization is achieved by a discrete input distribution (in the form of a sum of multi-dimensional Dirac delta functions), and can be solved using the algorithm in [36]. For analytical results, this problem has been studied in [110]–[120], [205]. Next, we review some main results and discuss them.

A. IM/DD Gaussian Parallel Channels

In this case, $n_t = n_r$ and there is no cross-talk between transmit aperture i and receive aperture $j \neq i$, i.e., the channel matrix \mathbb{G} is a diagonal matrix, with diagonal $\mathbf{g} = (g_1, \dots, g_{n_t})$ (with $g_i = g_{i,i}$). The received signal becomes

$$Y_i = g_i X_i + Z_i, \quad (123)$$

and hence, the channel decomposes into a set of single-aperture (SISO) IM/DD Gaussian channels. This model arises in MIMO channels with little or no cross-talk, such as some RGB-multiplexing systems, and in MIMO channels with a channel inversion receiver.

The capacity of this model was studied in [110] under an average constraint only, and in [117] under both average and peak constraints. Generally, the capacity of this channel can be written as the sum of the capacities of the individual channels. The optimal input distribution is a product distribution, i.e.,

¹⁵The matrix \mathbb{G} is assumed to be known at the transmitter through estimation and feedback e.g., which can be achieved in OWC without major impact on performance since the coherence time of OWC is typically much larger than the symbol duration [14], [58].

$\mathbb{P}_{\mathbf{X}}^* = \prod_{i=1}^{n_t} \mathbb{P}_{X_i}^*$. Thus, the IM/DD Gaussian parallel channel capacity can be expressed as

$$c_{\mathbf{g}}^{\text{parallel}}(\mathcal{A}, \mathcal{E}) = \sum_{i=1}^{n_t} c_{g_i}(\mathcal{A}, \mathcal{E}_i), \quad (124)$$

where $c_{g_i}(\mathcal{A}, \mathcal{E}_i) = \max_{\mathbb{P}_{X_i}} I(X_i, Y_i)$ and $\mathcal{E}_i = \mathbb{E}[X_i]$. One can bound this capacity using the bounds in Sec. VI. Since these bounds are functions of the average constraint, one has to maximize them with respect to the allocation \mathcal{E}_i where $\mathcal{E}_i = \mathbb{E}[X_i]$ is the average constraint allocated to the i -th channel with $\sum_{i=1}^{n_t} \mathcal{E}_i \leq \mathcal{E}$. For example, for a channel with an average constraint only, this leads to the following statement.

Theorem 17 ([110]): The capacity of parallel IM/DD Gaussian channels with only an average constraint \mathcal{E} satisfies

$$c_{\mathbf{g}}^{\text{parallel}} \geq \max_{\mathcal{E}_i} \sum_{i=1}^{n_t} r_{g_i}^{\ell, a}(\mathcal{E}_i), \quad \ell \in \{\text{lmw}, \text{cma}, \text{fh}\}, \quad (125)$$

$$c_{\mathbf{g}}^{\text{parallel}} \leq \max_{\mathcal{E}_i} \sum_{i=1}^{n_t} \bar{r}_{g_i}^{\text{cma}, a}(\mathcal{E}_i), \quad (126)$$

where $r_{g_i}^{\ell, a}(\mathcal{E}_i)$ and $\bar{r}_{g_i}^{\text{cma}, a}(\mathcal{E}_i)$ are given in Sec. VI-A2.

In practice, it is relevant to obtain a close-to-optimal intensity allocation \mathcal{E}_i . To achieve this, [110] relies on the lower bound $r_{g_i}^{\text{lmw}, a}(\mathcal{E}_i) = \frac{1}{2} \log \left(1 + \frac{eg_{i,i}^2 \mathcal{E}_i^2}{2\pi} \right)$ as a surrogate. The maximization problem becomes

$$\max_{\mathcal{E}_i \geq 0} \sum_{i=1}^{n_t} \frac{1}{2} \log \left(1 + \frac{eg_{i,i}^2 \mathcal{E}_i^2}{2\pi} \right) \quad (127)$$

$$\text{s.t.} \quad \sum_{i=1}^{n_t} \mathcal{E}_i \leq \mathcal{E}. \quad (128)$$

This problem is nonconvex and its solution differs from the standard water-filling solution [107], [206]. By describing its solution using the KKT conditions [194], one can describe the optimal solution of this problem. Based on this, [110] devised a simple algorithm which can approach this optimal solution. The obtained solution can then be used in the lower bounds $r_{g_i}^{\text{lmw}, a}$, $r_{g_i}^{\text{cma}, a}$ and $r_{g_i}^{\text{fh}, a}$. Note that this can not be used for the upper bound $\bar{r}_{g_i}^{\text{cma}, a}$, which only remains an upper bound if we find the optimal solution of $\max_{\mathcal{E}_i} \sum_{i=1}^{n_t} \bar{r}_{g_i}^{\text{cma}, a}(\mathcal{E}_i)$. This can be found numerically for benchmarking purposes. Following this approach, the following high-SNR asymptotic capacity can be derived.

Theorem 18 ([110]): The capacity of parallel IM/DD Gaussian channels with only an average constraint \mathcal{E} satisfies

$$\lim_{\mathcal{E} \rightarrow \infty} \left(c_{\mathbf{g}}(\infty, \mathcal{E}) - \sum_{i=1}^{n_t} \frac{1}{2} \log \left(\frac{eg_i^2 \mathcal{E}^2}{2\pi n_t^2} \right) \right) = 0. \quad (129)$$

This statement indicates that the optimal solution at high SNR is to allocate \mathcal{E} equally over the channels, as expected, while this is not necessarily true for any SNR. The optimal input distribution for each channel at high SNR is the exponential distribution.

Under both average and peak constraints, [110] also provides capacity bounds in terms of $r_{g_i}^{\text{lmw}}$, $r_{g_i}^{\text{cma}}$, and $\bar{r}_{g_i}^{\text{cma}}$, in addition to the following asymptotic capacity characterizations.

Theorem 19 ([110]): The capacity of parallel IM/DD Gaussian channels with a peak constraint \mathcal{A} and an average constraint $\mathcal{E} = \alpha \mathcal{A}$ satisfies

$$\lim_{\mathcal{A} \rightarrow \infty} \left(c_{\mathbf{g}}(\mathcal{A}, \alpha \mathcal{A}) - \sum_{i=1}^{n_t} \frac{1}{2} \log \left(\frac{g_i^2 \mathcal{A}^2}{2\pi e} \right) \right) = 0, \quad (130)$$

if $\alpha > \frac{n_t}{2}$, and

$$\lim_{\mathcal{A} \rightarrow \infty} \left(c_{\mathbf{g}}(\mathcal{A}, \alpha \mathcal{A}) - \sum_{i=1}^{n_t} \frac{1}{2} \log \left(\frac{eg_i^2 \mathcal{E}^2}{2\pi n_t^2} \right) \right) \leq 0.1 n_t, \quad (131)$$

if $\alpha \leq \frac{n_t}{2}$.

This is shown using a continuous uniform input distribution which is optimal at high SNR if $\alpha > \frac{n_t}{2}$, and a truncated-Gaussian distribution which is close-to-optimal at high SNR if $\alpha \leq \frac{n_t}{2}$. Note that the last asymptotic expression can be refined using bounds $r_{g_i}^{\text{lmw}}$ and $\bar{r}_{g_i}^{\text{lmw}}$ in Sec. VI-A1a and VI-B1a, respectively.

The low-SNR asymptotic capacity was studied in [112] under both average and peak constraints. An optimal intensity allocation \mathcal{E}_i was derived, and was described as *inverted water-filling*. The following statement was proved in [112].

Theorem 20 ([112]): The capacity of parallel IM/DD Gaussian channels with a peak constraint \mathcal{A} and an average constraint \mathcal{E} satisfies

$$c_{\mathbf{g}}^{\text{parallel}} \geq \sum_{i=1}^{n_t} r_{g_i}^{\text{fh}}(\mathcal{A}, \mathcal{E}_i^*), \quad (132)$$

$$c_{\mathbf{g}}^{\text{parallel}} \leq \max_{\mathcal{E}_i} \sum_{i=1}^{n_t} \bar{r}_{g_i}^0(\mathcal{A}, \mathcal{E}_i), \quad (133)$$

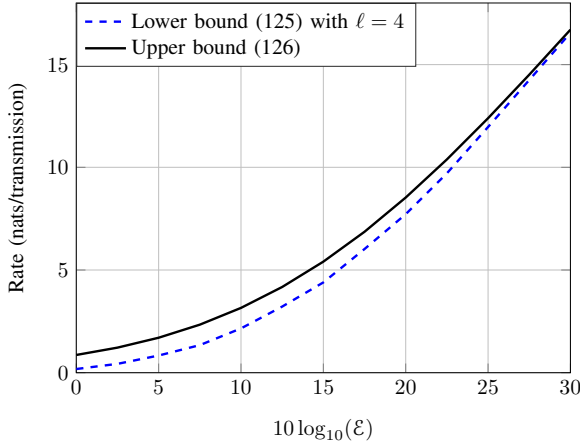
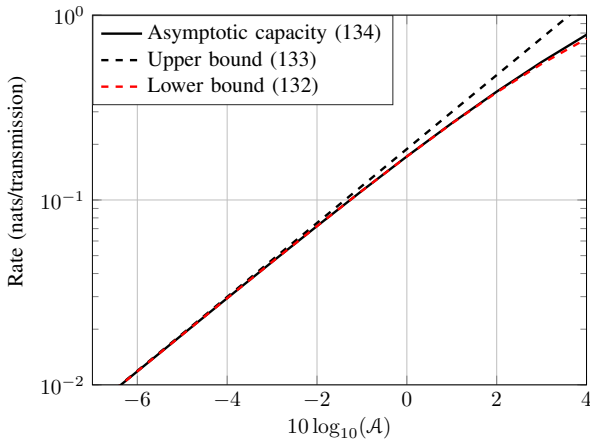
and

$$\lim_{\mathcal{E} \rightarrow 0} \frac{c_{\mathbf{g}}^{\text{parallel}}(\mathcal{A}, \mathcal{E})}{\sum_{i=1}^{n_t} \frac{1}{2} g_i^2 \mathcal{E}_i^*(\mathcal{A} - \mathcal{E}_i^*)} = 1, \quad (134)$$

where $r_{g_i}^{\text{fh}}$ and $\bar{r}_{g_i}^0$ are defined in Theorems 6 and 11, $\mathcal{E}_i^* = \max \left\{ 0, \frac{\mathcal{A}}{2} - \frac{\mu}{g_i} \right\}$, and μ is chosen so that $\sum_{i=1}^{n_t} \mathcal{E}_i = \min \left\{ \mathcal{E}, \frac{n_t \mathcal{A}}{2} \right\}$.

Note that the lower bound $\bar{r}_{g_i}^0$ will be the largest if only 2 mass points are used are low SNR, in which case the transmission scheme can be described as coded on-off keying (OOK). The asymptotic capacity statement of Theorem 20 applies both when \mathcal{A} is held fixed, and when \mathcal{A} vanishes proportional to \mathcal{E} , i.e., $\mathcal{E} = \alpha \mathcal{A}$. In the former case, as $\mathcal{E} \rightarrow 0$, only the strongest channel (largest g_i) will be activated, and will be allocated the full \mathcal{E} . The optimal scheme in this case is coded OOK over the strongest channel. For the latter case, interestingly, multiple channels may remain active as $\mathcal{E} \rightarrow 0$, and coded OOK over multiple channels (not only the strongest channel) is optimal.

Fig. 16 shows achievable rates and upper bounds for an exemplary parallel channel showing the asymptotic capacity. In Fig. 16a, only one channel is active when $10 \log_{10}(\mathcal{E})$ is 7.5 and lower, two channels are active when $10 \log_{10}(\mathcal{E})$ is between 10 and 12.5, three channels are active when $10 \log_{10}(\mathcal{E})$ is between 15 and 20, and all channels are active when $10 \log_{10}(\mathcal{E})$ is larger than 22.5. In Fig. 16b, all channels are always active.

(a) Channel with only an average constraint \mathcal{E} .(b) Channel with a peak constraint \mathcal{A} and an average constraint $\mathcal{E} = \alpha\mathcal{A}$ with $\alpha = 1$.Fig. 16: capacity bounds for an IM/DD Gaussian parallel channel with $\mathbf{g} = (1, 0.7, 0.3, 0.1)$.

B. IM/DD Gaussian MIMO Channels

When there is cross-talk between the transmit and receiver apertures, the problem of finding the capacity becomes more complicated. Indeed, in this case one has to find the optimal $\mathbb{P}_{\mathbf{X}}$ which is not a product distribution any more. The element of transmitter cooperation (by multiplexing) and receiver combining comes into play. The capacity in this case has been bounded and the asymptotic capacity derived in the literature. We split the discussion into three parts, where we discuss the SIMO, MISO, and MIMO channels.

1) *IM/DD Gaussian SIMO Channels*: The SIMO channel has $n_t = 1$ and $n_r > 1$, and hence \mathbb{G} is a column vector. The capacity of the SIMO channel can be easily expressed in terms of the capacity of the SISO channel.

Let \mathbb{U} be an orthogonal matrix defined as $\mathbb{U} = \begin{bmatrix} \frac{\mathbb{G}}{\|\mathbb{G}\|_2} & \mathbb{G}^\perp \end{bmatrix}$ where \mathbb{G}^\perp is an $n_r \times (n_t - 1)$ matrix orthogonal to \mathbb{G} with orthogonal columns of unit norm. This matrix is invertible, and hence the channel

$$\mathbb{U}^T \mathbf{Y} = \left[\|\mathbb{G}\|_2 X + \frac{\mathbb{G}^T}{\|\mathbb{G}\|_2} \mathbf{Z}, \mathbb{G}^{\perp T} \mathbf{Z} \right]^T$$

has the same capacity as the original SIMO channel since this transformation from \mathbf{Y} to $\mathbb{U}^T \mathbf{Y}$ is information-lossless. Since the noise $\mathbb{G}^\perp \mathbf{Z}$ is uncorrelated with $\frac{\mathbb{G}^T}{\|\mathbb{G}\|_2} \mathbf{Z}$ and independent of \mathbf{X} , it can be ignored. Thus, the capacity of the IM/DD SIMO channel is equal to the capacity of the channel with input X and output

$$\|\mathbb{G}\|_2 X + \frac{\mathbb{G}^T}{\|\mathbb{G}\|_2} \mathbf{Z}.$$

Note that $\|\mathbb{G}\|_2$ is a scalar, and that $\frac{\mathbb{G}^T}{\|\mathbb{G}\|_2} \mathbf{Z}$ is $\mathcal{N}(0, 1)$. This channel is a SISO IM/DD Gaussian channel, with channel gain $\|\mathbb{G}\|_2$. Thus, we can state the following.

Theorem 21: The capacity of the IM/DD Gaussian SIMO channel satisfies

$$c_{\mathbb{G}}^{\text{simo}}(\mathcal{A}, \mathcal{E}) = c_{\|\mathbb{G}\|_2}(\mathcal{A}, \mathcal{E}). \quad (135)$$

This capacity can be characterized and bounded using the statements in Sec. IV–VI.

The multiplication of \mathbf{Y} by \mathbb{U} is known as maximum-ratio combining (MRC). Thus, MRC is the optimal receiver combining in an IM/DD Gaussian SIMO channel. The choice of the input distribution then determines the achievable rate.

2) *IM/DD Gaussian MISO Channels*: In this case, $n_t > 1$ and $n_r = 1$, and hence \mathbb{G} is a row vector, which we denote for convenience (g_1, \dots, g_{n_t}) (not to be confused with the diagonal channel in Sec. VII-A). We assume without loss of generality that $g_1 \geq g_2 \geq \dots \geq g_{n_t}$, i.e., the first channel is the strongest channel, followed by the second channel, and so on.

Achievable rates for the MISO channel have been derived in [115], [117], [119]. In [119], the problem of finding the capacity of the MISO channel was approached from the perspective of finding the optimal distribution $\mathbb{G}\mathbf{X}$, which is a scalar in this case. The capacity of the MISO channel can be expressed as

$$c_{\mathbb{G}}^{\text{miso}}(\mathcal{A}, \mathcal{E}) = \max_{\mathbb{P}_{\mathbf{G}\mathbf{X}}} I(\mathbb{G}\mathbf{X}; Y), \quad (136)$$

where the maximization is with respect to feasible distributions of $\mathbb{G}\mathbf{X}$ given \mathbb{G} and the constraints on \mathbf{X} . This enables expressing the capacity in terms of the capacity of an IM/DD Gaussian SISO channel. In [115], the problem was approached from a pre-/post-coding perspective, i.e., construction of \mathbf{X} as $\mathbb{V}\tilde{\mathbf{X}}$ where $\tilde{\mathbf{X}}$ has independent components, and decoding from $\mathbb{U}\mathbf{Y}$ where \mathbb{V} and \mathbb{U} are pre- and post-coding matrices, respectively. The work in [117] focuses on low SNR.

a) *Average Constraint Only*: Under an average constraint only, it was shown that it is optimal to transmit through the strongest channel g_1 , i.e., activate the first transmit aperture only. The intuition is that since the capacity of the SISO channel increases with the average of the input (under an average constraint only), then one needs to maximize the average of $\mathbb{G}\mathbf{X}$. This is achieved when $X_1 > 0$ with $\mathbb{E}[X_1] = \mathcal{E}$, and $X_2 = X_3 = \dots = X_{n_t} = 0$. Thus the optimal pre-coder in this case is $(1, 0, 0, \dots, 0)^T$, i.e., *best aperture selection*, since the transmit signal can be written as $\mathbf{X} = (1, 0, 0, \dots, 0)^T X$ where $X \sim \mathbb{P}_X$ and satisfies the average constraint. This leads to the following statement.

Theorem 22 ([119]): The capacity of IM/DD Gaussian MISO channels with only an average constraint \mathcal{E} satisfies

$$c_G^{\text{miso}}(\infty, \mathcal{E}) = c_{g_1}(\infty, \mathcal{E}). \quad (137)$$

Generally, one can use statements in Sec. VI to bound this capacity expression or derive the asymptotic capacity at high SNR. This is stated next, and is easy to prove using Theorem 22 and Theorem 15.

Theorem 23 ([115]): The capacity of the IM/DD Gaussian MISO channel with only an average constraint \mathcal{E} satisfies

$$\lim_{\mathcal{E} \rightarrow \infty} \left(c_G^{\text{miso}}(\infty, \mathcal{E}) - \frac{1}{2} \log \left(\frac{eg_1^2 \mathcal{E}^2}{2\pi} \right) \right) = 0. \quad (138)$$

b) Peak and Average Constraints: Under both peak and average constraints with an average constraint $\mathcal{E} \geq \frac{n_t \mathcal{A}}{2}$, $\mathbb{G}\mathbf{X}$ is subject to a peak constraint $\|\mathbb{G}\|_1 \mathcal{A}$ and an average constraint $\mathbb{E}[\mathbb{G}\mathbf{X}] = \sum_{i=1}^{n_t} g_i \mathcal{E}_i \leq \mathcal{E}$ where $\mathcal{E}_i = \mathbb{E}[X_i]$. Recall from Sec. IV-B that for a peak and average constrained channel, capacity is maximum if the average is equal to half the peak constraint. This is feasible in this case, since one can choose $\mathcal{E}_i = \frac{\mathcal{E}}{n_t}$ leading to an average $\sum_{i=1}^{n_t} g_i \mathcal{E}_i = \|\mathbb{G}\|_1 \frac{\mathcal{E}}{n_t} \geq \frac{\|\mathbb{G}\|_1 \mathcal{A}}{2}$, where the last inequality follows due to the assumption $\mathcal{E} \geq \frac{n_t \mathcal{A}}{2}$. Hence, in this case, the channel $Y = \mathbb{G}\mathbf{X} + Z$ has the same capacity as SISO IM/DD Gaussian channel with channel gain 1, a peak constraint $\|\mathbb{G}\|_1 \mathcal{A}$, and an average constraint $\frac{\|\mathbb{G}\|_1 \mathcal{A}}{2}$. This in turn has the same capacity as a SISO IM/DD Gaussian channel with channel gain $\|\mathbb{G}\|_1$, a peak constraint \mathcal{A} , and an average constraint $\frac{\mathcal{A}}{2}$. The same applies if the channel is only subject to a peak constraint, leading to the following statement.

Theorem 24 ([119]): The capacity of IM/DD Gaussian MISO channels with a peak and an average constraint $\mathcal{E} \geq \frac{n_t \mathcal{A}}{2}$ (or $\mathcal{E} = \infty$) satisfies

$$c_G^{\text{miso}}(\mathcal{A}, \mathcal{E}) = c_{\|\mathbb{G}\|_1} \left(\mathcal{A}, \frac{\mathcal{A}}{2} \right). \quad (139)$$

Note that this statement implies that it is optimal to use a *repetition code* in this case. By sending $\mathbf{X} = (1, 1, \dots, 1)^T X$, where $X \in [0, \mathcal{A}]$ and $\mathbb{E}[X] = \frac{\mathcal{A}}{2}$ over this MISO channel, we obtain an effective SISO IM/DD Gaussian channel with channel gain $\|\mathbb{G}\|_1$, peak constraint \mathcal{A} , and average constraint $\frac{\mathcal{A}}{2}$, which has the capacity in Theorem 24.

One can develop capacity bounds and asymptotic capacity expressions for this case using statements in Sec. VI.

For $\mathcal{E} < \frac{n_t \mathcal{A}}{2}$, the situation is more difficult. In this case, [119] derives some properties of the capacity achieving input distributions which aid in the analysis. Namely, the optimal distribution activates aperture i only if apertures $1, \dots, i-1$ (which have stronger channels) are transmitting at peak intensity. Formally, this means that $X_i > 0 \Rightarrow X_j = \mathcal{A} \forall j < i$. This can be understood as a two-layer modulation, where the first layer modulates the number of active apertures $i \in \{0, \dots, n_t\}$, and the second layer modulates the intensity of i -th aperture according to some probability distribution. A similar behaviour has been identified in [117] for the MIMO channel at low SNR as described later.

Using the properties derived in [119], capacity lower bounds for the IM/DD Gaussian MISO channel with $\mathcal{E} < \frac{n_t \mathcal{A}}{2}$ can be

derived using the EPI. Recall that this requires finding the solution of $\max_{\mathbb{P}_{\mathbb{G}\mathbf{X}}} h(\mathbb{G}\mathbf{X})$ over the set of feasible distributions subject to the input constraints. This problem was solved in [119] which led to a capacity lower bound which is tight at high SNR. Capacity upper bounds were also derived in [119] using the peak-only constrained channel, constraint relaxation (maximum variance) and using the dual capacity expression in Lemma 4. These bounds have rather sophisticated expressions, and are not repeated here. Instead, we focus on asymptotic capacity expressions. We start with high SNR.

Theorem 25: [119] The capacity of the IM/DD Gaussian MISO channel with a peak constraint \mathcal{A} and an average constraint $\mathcal{E} = \alpha \mathcal{A}$ satisfies

$$\lim_{\mathcal{A} \rightarrow \infty} \left(c_G^{\text{miso}}(\mathcal{A}, \alpha \mathcal{A}) - \frac{1}{2} \log \left(\frac{\|\mathbb{G}\|_1^2 \mathcal{A}^2}{2\pi e} \right) \right) = 0 \quad (140)$$

if $\alpha > \alpha_{\text{th}}$, and

$$\lim_{\mathcal{A} \rightarrow \infty} \left(c_G^{\text{miso}}(\mathcal{A}, \alpha \mathcal{A}) - \frac{1}{2} \log \left(\frac{\|\mathbb{G}\|_1^2 \mathcal{A}^2}{2\pi e} \right) - \nu \right) = 0 \quad (141)$$

if $\alpha \leq \alpha_{\text{th}}$, where $\alpha_{\text{th}} = \frac{1}{2} + \frac{1}{\|\mathbb{G}\|_1} \sum_{i=1}^{n_t} g_i(i-1)$,

$$\begin{aligned} \nu = & \sup_{\lambda \in (\max\{0, \frac{1}{2} + \alpha - \alpha_{\text{th}}\}, \min\{\frac{1}{2}, \alpha\})} \left(1 - \log \left(\frac{\mu(\lambda)}{1 - e^{-\mu(\lambda)}} \right) \right. \\ & \left. - \frac{\mu(\lambda)e^{-\mu(\lambda)}}{1 - e^{-\mu(\lambda)}} - D \left(\mathbf{p} \left\| \frac{\mathbb{G}}{\|\mathbb{G}\|_1} \right\| \right) \right), \end{aligned} \quad (142)$$

$\mu(\lambda)$ is the unique positive solution of $\frac{1}{\mu} - \frac{e^{-\mu}}{1 - e^{-\mu}} = \lambda$, $\mathbf{p} = (p_1, \dots, p_{n_t})$, $p_i = \frac{g_i a^i}{\sum_{k=1}^{n_t} g_k a^k}$, and a is the unique positive solution of $\frac{\sum_{i=1}^{n_t} i g_i a^i}{\sum_{k=1}^{n_t} g_k a^k} = \alpha - \lambda + 1$.

Thus, the asymptotic high-SNR capacity is $\frac{1}{2} \log \left(\frac{\|\mathbb{G}\|_1^2 \mathcal{A}^2}{2\pi e} \right)$ if $\alpha > \alpha_{\text{th}}$ which is also the high-SNR capacity when there is no average constraint. The asymptotic high SNR capacity is $\frac{1}{2} \log \left(\frac{\|\mathbb{G}\|_1^2 \mathcal{A}^2}{2\pi e} \right) + \nu$ when $\alpha \leq \alpha_{\text{th}}$.

At low SNR, the asymptotic capacity was given in [117], [119] as follows.

Theorem 26 ([117], [119]): The capacity of the IM/DD Gaussian MISO channel with a peak constraint \mathcal{A} and an average constraint $\mathcal{E} = \alpha \mathcal{A}$ satisfies

$$\lim_{\mathcal{A} \rightarrow 0} \frac{c_G^{\text{miso}}(\mathcal{A}, \alpha \mathcal{A})}{\frac{\gamma \mathcal{A}^2}{2}} = 1, \quad (143)$$

where

$$\gamma = \max_{a_i: \sum_{i=1}^{n_t} a_i \leq \alpha} \sum_{i=1}^{n_t} \sum_{j=1}^{n_t} g_i g_j \min\{a_i, a_j\} (1 - \max\{a_i, a_j\}).$$

Here, the expression $\gamma \mathcal{A}^2$ is in fact the maximum variance of $\mathbb{G}\mathbf{X}$ when $\mathbf{X} \in [0, \mathcal{A}]^{n_t}$ and $\sum_{i=1}^{n_t} \mathbb{E}[X_i] \leq \mathcal{E}$. It is achieved when \mathbf{X} follows a maximally-correlated n_t -dimensional binary distribution as shown in [117]. In this case, \mathbf{X} is distributed on $\{0, \mathcal{A}\}^{n_t}$ with $\mathbb{P}_{X_i}(\mathcal{A}) = a_i$ for some a_i that satisfies $\sum_{i=1}^{n_t} a_i = \frac{\mathcal{E}}{\mathcal{A}}$ in order to satisfy the average constraint, with maximum correlation. Maximum correlation is achieved using the structure in Table IV. The proof of this statement is based on the mutual-information expression for weak signals given in [203].

TABLE IV: The maximally-correlated n_t -dimensional distribution of $\mathbf{X} \in \{0, \mathcal{A}\}^{n_t}$ with $\mathbb{P}_{X_i}(\mathcal{A}) = a_i$ and $a_1 \geq a_2 \geq \dots \geq a_{n_t}$. When optimized with respect to a_i with $\sum_{i=1}^{n_t} a_i \leq \frac{\mathcal{E}}{\mathcal{A}}$, this distribution achieves the low-SNR capacity of the MISO and MIMO IM/DD Gaussian channel.

| | | | | | | |
|---------------------------------------|--------------------------|------------------------------------|--|---------|--|--|
| \mathbf{x}^T | $(0, 0, 0, \dots, 0, 0)$ | $(\mathcal{A}, 0, 0, \dots, 0, 0)$ | $(\mathcal{A}, \mathcal{A}, 0, \dots, 0, 0)$ | \dots | $(\mathcal{A}, \mathcal{A}, \mathcal{A}, \dots, \mathcal{A}, 0)$ | $(\mathcal{A}, \mathcal{A}, \mathcal{A}, \dots, \mathcal{A}, \mathcal{A})$ |
| $\mathbb{P}_{\mathbf{X}}(\mathbf{x})$ | $1 - a_1$ | $a_1 - a_2$ | $a_2 - a_3$ | \dots | $a_{n_t-1} - a_{n_t}$ | a_{n_t} |

3) *IM/DD Gaussian MIMO Channels*: In the MIMO channel, we have that both $n_t > 1$ and $n_r > 1$. The channel gain matrix in this case is $n_r \times n_t$ denoted $\mathbb{G} = (\mathbf{g}_1, \dots, \mathbf{g}_{n_t})$ where \mathbf{g}_i is a column vector representing the channel gains from transmit aperture i to all receive apertures.

Recall that capacity in this case is given by

$$c_{\mathbb{G}}^{\text{mimo}}(\mathcal{A}, \mathcal{E}) = \max_{\mathbb{P}_{\mathbf{X}}} I(\mathbf{X}, \mathbf{Y}). \quad (144)$$

This problem was studied in [113]–[118], where capacity bounds and asymptotic capacity characterizations were given.

The work in [115] focused on pre-coding and post-coding to convert the MIMO channel into a set of parallel channels. For the scenario with $n_r \geq n_t$, three schemes were compared: Channel inversion post-coding; DC-biased singular-value decomposition pre-/post-coding; and QR-decomposition post-coding. These schemes allow converting the MIMO channel into a set of parallel channel where the intensity allocation in [110] is applied. It is shown that the QR-decomposition scheme outperforms the rest, so we describe it here.

Assume that \mathbb{G} has full column rank, and $n_r \geq n_t$. In a QR-decomposition scheme, the transmitter sends \mathbf{X} consisting of independently coded symbols X_1, \dots, X_{n_t} , each of which is from an independent stream. The receiver computes the QR-decomposition of \mathbb{G} , i.e., a decomposition $\mathbb{G} = \mathbb{Q}\mathbb{U}$ (we use \mathbb{U} instead of \mathbb{R} for convenience), where \mathbb{Q} is an $n_r \times n_r$ orthogonal matrix, and \mathbb{U} is an $n_r \times n_t$ upper triangular matrix. The receiver multiplies \mathbf{Y} with \mathbb{Q} to obtain the signal $\tilde{\mathbf{Y}} = \mathbb{U}\mathbf{X} + \tilde{\mathbf{Z}}$, where $\tilde{\mathbf{Z}}$ is i.i.d. $\mathcal{N}(0, 1)$. Then the receiver starts decoding from \tilde{Y}_{n_t} which has an interference free observation of X_{n_t} due to the upper triangular structure of \mathbb{U} , i.e., $Y_{n_t} = u_{n_t, n_t} X_{n_t} + \tilde{Z}_{n_t}$. Then, the receiver decodes the stream sent over X_{n_t} (by considering n observations of \tilde{Y}_{n_t} , where n is the code-length), subtracts its contribution from \tilde{Y}_{n_t-1} and proceeds by decoding X_{n_t-1} interference free. The receiver can effectively do this if the rate of X_{n_t} is smaller than $I(X_{n_t}; Y_{n_t})$, i.e., information is encoded in X_{n_t} at any achievable rate described earlier. The receiver proceeds this way until all streams are decoded. The resulting achievable rate is in the form

$$\max_{\mathcal{E}_i} \sum_{i=1}^{n_t} r_{u_{i,i}}^{\ell, a}(\mathcal{E}_i), \quad \ell \in \{\text{lma}, \text{cma}, \text{fh}\}, \quad (145)$$

where \mathcal{E}_i satisfies $\sum_{i=1}^{n_t} \mathcal{E}_i \leq \mathcal{E}$, and $r_{u_{i,i}}^{\ell, a}(\mathcal{E}_i)$ is as defined in Theorems 7-8. The intensity allocation \mathcal{E}_i is done using the algorithm in [110]. In addition to achievable rates, [115] also derives capacity upper bounds and asymptotic capacity results at high SNR. Asymptotic capacity results at low SNR are given in [117]. The case $n_r < n_t$ is also discussed.

The work in [118] focused on a novel approach, wherein the capacity is rewritten as

$$c_{\mathbb{G}}^{\text{mimo}}(\mathcal{A}, \mathcal{E}) = \max_{\mathbb{P}_{\mathbf{X}} \in \mathcal{P}_{\mathbb{G}\mathbf{X}}} I(\mathbb{G}\mathbf{X}, \mathbf{Y}), \quad (146)$$

where $\mathcal{P}_{\mathbb{G}\mathbf{X}}$ is the set of all distributions $\mathbb{P}_{\mathbb{G}\mathbf{X}}$ over the zenotope $\mathcal{R}(\mathbb{G}) = \{\sum_{i=1}^{n_r} \lambda_i \mathbf{g}_i | (\lambda_1, \dots, \lambda_{n_t}) \in [0, \mathcal{A}]^{n_t}\}$ which satisfy the power constraints on \mathbf{X} . This zenotope is the image of the hypercube $[0, \mathcal{A}]^{n_t}$ after multiplying by \mathbb{G} . Using this formulation, [118] derived a minimum energy signalling scheme, capacity bounds, and asymptotic capacity results.

We discuss some of the results of [110], [117], [118] in what follows.

a) *Average Constraint Only*: Capacity bounds for the average constrained MIMO channel were derived in [115] when $n_r \geq n_t$. Using the derived bounds, it is shown that the QR-scheme achieves the high-SNR asymptotic capacity for an IM/DD Gaussian MIMO channel with only an average constraint when $n_r \geq n_t$, given as follows.

Theorem 27 ([115]): The capacity of the IM/DD Gaussian MIMO channel with $n_r \geq n_t$, with only an average constraint \mathcal{E} , satisfies

$$\lim_{\mathcal{E} \rightarrow \infty} \left(c_{\mathbb{G}}^{\text{mimo}}(\infty, \mathcal{E}) - \frac{1}{2} \log \left| \frac{e\mathcal{E}^2}{2\pi n_t^2} \mathbb{G}^T \mathbb{G} \right| \right) = 0. \quad (147)$$

If $n_r < n_t$, then [115] shows that the capacity pre-log is n_r , i.e., capacity scales as $n_r \log(\mathcal{E})$ at high SNR ($\mathcal{E} \rightarrow \infty$).

b) *Peak and Average Constraints*: The work in [115], [118] studies the MIMO channel with both average and peak constraints. Achievable rates, capacity upper bounds, and asymptotic high-SNR capacity expressions/approximations were given using different approaches. We only state asymptotic capacities next.

In [118], the asymptotic high-SNR capacity was characterized for a general MIMO channel, with both peak and average constraints (any relation between n_t and n_r and any rank of \mathbb{G}). The asymptotic capacity expression is a function of the volume of the zenotope $\mathcal{R}(\mathbb{G})$ and related parameters, and is not reviewed here due to its complicated nature. The reader is referred to [118] for further details. Instead, we review some asymptotic high SNR results from [115] which have simpler expressions.

Theorem 28 ([115]): The capacity of the IM/DD Gaussian MIMO channel with $n_r \geq n_t$, with a peak constraint \mathcal{A} and average constraint $\mathcal{E} = \alpha\mathcal{A}$ satisfies

$$\lim_{\mathcal{A} \rightarrow \infty} \left(c_{\mathbb{G}}^{\text{mimo}}(\mathcal{A}, \alpha\mathcal{A}) - \frac{1}{2} \log \left| \frac{\mathcal{A}^2}{2\pi e} \mathbb{G}^T \mathbb{G} \right| \right) = 0 \quad (148)$$

if $\alpha \geq \frac{n_t}{2}$, and

$$\lim_{\mathcal{A} \rightarrow \infty} \left(c_{\mathbb{G}}^{\text{mimo}}(\mathcal{A}, \alpha\mathcal{A}) - \frac{1}{2} \log \left| \frac{e \min \left\{ \frac{\alpha^2 \mathcal{A}^2}{n_t^2}, \frac{\mathcal{A}^2}{e^2} \right\}}{2\pi} \mathbb{G}^T \mathbb{G} \right| \right) \leq 0.1n_t. \quad (149)$$

if $\alpha < \frac{n_t}{2}$.

The asymptotic high-SNR results in Theorems 27 and 28 are achievable using the QR-decomposition scheme in combination with exponential or truncated-Gaussian distributions on each X_i .

Achievable rates and upper bounds for the case $n_r < n_t$ are also given in [115]. While the high-SNR capacity is characterized/approximated in [115] for the case $n_r \geq n_t$, only the high-SNR capacity per-log is given for $n_r < n_t$. Namely, it is shown that capacity scales as $n_r \log(\mathcal{A})$ in this case.

In the low-SNR regime, the capacity of the IM/DD Gaussian MIMO channel was characterized in [117], [118] as follows.

Theorem 29 ([117], [118]): The capacity of the IM/DD Gaussian MIMO channel with a peak constraint \mathcal{A} and average constraint $\mathcal{E} = \alpha\mathcal{A}$ satisfies

$$\lim_{\mathcal{A} \rightarrow 0} \frac{c_{\mathbb{G}}^{\text{mimo}}(\mathcal{A}, \alpha\mathcal{A})}{\frac{\eta\mathcal{A}^2}{2}} = 1, \quad (150)$$

where

$$\eta = \max_{a_i: \sum_{i=1}^{n_t} a_i \leq \alpha} \sum_{i=1}^{n_t} \sum_{j=1}^{n_t} \mathbf{g}_i^T \mathbf{g}_j \min\{a_i, a_j\} (1 - \max\{a_i, a_j\}), \quad (151)$$

and \mathbf{g}_i is the i -th column of \mathbb{G} .

This statement was proved using the result in [203] for the channel capacity with weak inputs, and using the result in [207] for the relation between mutual information and MMSE. Similar to the MISO case discussed in Theorem 26, the asymptotic capacity $\frac{\gamma\mathcal{A}^2}{2}$ in Theorem 29 is achievable using a maximally-correlated n_t -dimensional binary input distribution as shown in Table IV.

VIII. MULTI-USER IM/DD CHANNELS

The statements in Sec. IV-VI on the capacity of the IM/DD Gaussian channel were used to develop results for multi-user OWC modelled as an IM/DD broadcast channel (BC) or an IM/DD multiple-access channel (MAC). In a k -user setting, the goal is to characterize the capacity region defined as the set of achievable rate tuples (r_1, \dots, r_k) , where r_i is the achievable rate of user i . Here, we review some recent results on this front, while restricting our attention to the 2-user case for simplicity.

A. IM/DD Gaussian BC

In a 2-user BC, we have a single transmitter and two receivers. The transmit signal is X which satisfies $X \in [0, \mathcal{A}]$ and $\mathbb{E}[X] \leq \mathcal{E}$. The received signal of user i is $Y_i = g_i X + Z_i$ where $Z_i \sim \mathcal{N}(0, 1)$. We assume without loss of generality that $g_1 \geq g_2$.

We define the capacity region as follows. Let the set of message of user i be denoted $\mathcal{W}_i = \{1, \dots, 2^{m_i}\}$. The

transmitter wants to send a pair of messages (w_1, w_2) , which is uniformly distributed on $\mathcal{W}_1 \times \mathcal{W}_2$. It uses an encoder to encode the message pair into a codeword $\mathbf{x}(w_1, w_2)$ of length n satisfying the peak and average constraints, and sends it. Receiver i uses a decoder to decode \hat{w}_i . This incurs a probability of error $p_{e,n} = \mathbb{P}\{(w_1, w_2) \neq (\hat{w}_1, \hat{w}_2)\}$. The rate of user i is $r_i = \frac{m_i}{n}$ (bits/transmission), and we call a rate pair (r_1, r_2) achievable if there exists a sequence of codes (message sets, encoder, decoders) that satisfy $p_{e,n} \rightarrow 0$ as $n \rightarrow \infty$. The capacity region is the closure of the set of all achievable rate pairs (r_1, r_2) , and we denote it $\mathcal{C}_{g_1, g_2}^{\text{bc}}(\mathcal{A}, \mathcal{E})$. We express the capacity henceforth in nats/transmission, which can be converted to bits/transmission by dividing by $\log(2)$.

This BC is a stochastically-degraded BC [208] since $X \rightarrow Y_1 \rightarrow Y_2$ forms a Markov chain. Note that the degradedness of the current BC holds since the channel to user 1 is better than that to user 2 ($g_1 > g_2$). Generally, the single-aperture Gaussian BC is always degraded since we either have $g_1 \geq g_2$, i.e., $X \rightarrow Y_1 \rightarrow Y_2$ form a Markov chain, or $g_2 < g_1$, i.e., $X \rightarrow Y_2 \rightarrow Y_1$ form a Markov chain. The capacity of a degraded discrete-memoryless BC is known to be given by the convex-hull of the closure of the set of rate pairs $(R_1, R_2) \in \mathbb{R}_+^2$ satisfying [134]

$$\begin{aligned} R_2 &\leq I(U; Y_2), \\ R_1 &\leq I(X; Y_1 | U), \end{aligned} \quad (152)$$

for some distribution $\mathbb{P}_U(u)\mathbb{P}_{X|U}(x|u)\mathbb{P}_{Y_1 Y_2 | X}(y_1, y_2 | x)$ over the set $\mathcal{U} \times \mathcal{X} \times \mathcal{Y}_1 \times \mathcal{Y}_2$, where the cardinality of the auxiliary random variable \mathcal{U} is bounded by $|\mathcal{U}| \leq \min\{|\mathcal{X}|, |\mathcal{Y}_1|, |\mathcal{Y}_2|\}$.

This statement can be generalized to the IM/DD BC with continuous alphabets using the discretization procedure explained in [208, Sec. 3.4]. In this case, we replace \mathcal{X} by \mathbb{R}_+ , \mathcal{Y}_i by \mathbb{R} , and we define $\mathbb{P}_X(X)$ as a probability density function that satisfies $X \in [0, \mathcal{A}]$ and $\mathbb{E}[X] \leq \mathcal{E}$. Describing this capacity region in a simpler form is generally a difficult problem, since one needs to specify a good choice of (U, X) . However, capacity bounds were derived in [141], [209]. These bounds are presented next.

Using a method devised by Bergmans in [210], the following capacity outer bound can be derived.

Theorem 30 ([141]): The capacity region of the 2-user IM/DD Gaussian BC satisfies

$$\mathcal{C}_{g_1, g_2}^{\text{bc}}(\mathcal{A}, \mathcal{E}) \subseteq \overline{\mathcal{R}}_{g_1, g_2}^{\text{bc}, \ell}(\mathcal{A}, \mathcal{E}) \triangleq \bigcup_{\rho \in [0, 1]} \tilde{\mathcal{R}}_{g_1, g_2}^{\text{bc}, \ell}(\mathcal{A}, \mathcal{E}, \rho),$$

where $\tilde{\mathcal{R}}_{g_1, g_2}^{\text{bc}, \ell}(\mathcal{A}, \mathcal{E}, \rho)$ is the set of rate pairs (r_1, r_2) satisfying

$$\begin{aligned} 0 &\leq r_1 \leq \frac{1}{2} \log \left(1 + \frac{g_1^2}{g_2^2} \left(e^{2\bar{r}_{g_2}^{\ell}(\rho\mathcal{A}, \rho\mathcal{E})} - 1 \right) \right), \\ 0 &\leq r_2 \leq \bar{r}_{g_2}^{\ell}(\mathcal{A}, \mathcal{E}) - \bar{r}_{g_2}^{\ell}(\rho\mathcal{A}, \rho\mathcal{E}), \end{aligned} \quad (154)$$

with $\ell \in \{\text{lmw}, 0\}$.

A capacity inner bound was also derived in [141], by using superposition coding and truncated-Gaussian distributions. Namely, the transmitter sends $X = X_1 + X_2$ where X_i follows a truncated-Gaussian distribution. The peak constraint is split between X_1 and X_2 as $\mathcal{A}_1 = \rho\mathcal{A}$ and $\mathcal{A}_2 = (1 - \rho)\mathcal{A}$, respectively. Then, we choose X_i to be distributed according

to the truncated-Gaussian distribution $\tilde{\mathbb{P}}_{\mu_i, \nu_i}^G(x)$ as defined in (101) with peak \mathcal{A}_i . The resulting mean $\tilde{\mu}_{i, \mathcal{A}_i}$ and variance $\tilde{\nu}_{i, \mathcal{A}_i}^2$ are as defined in (103) and (104), respectively (where we indicate the dependence on \mathcal{A}_i explicitly for clarity). Receiver 2 (the weaker receiver) decodes X_2 , while receiver 1 (the stronger receiver) decodes both X_2 and X_1 .

Define $\mathbf{q} = (\mu_1, \nu_1, \mu_2, \nu_2)$, and \mathcal{Q} as the set of \mathbf{q} so that $\tilde{\mu}_{1, \mathcal{A}_1} + \tilde{\mu}_{2, \mathcal{A}_2} \leq \mathcal{E}$. Then, we can write the inner bound as follows.

Theorem 31 ([141]): The capacity region of the 2-user IM/DD Gaussian BC satisfies $\mathcal{C}_{g_1, g_2}^{\text{bc}}(\mathcal{A}, \mathcal{E}) \supseteq \mathcal{R}_{g_1, g_2}^{\text{bc}}(\mathcal{A}, \mathcal{E})$ where

$$\mathcal{R}_{g_1, g_2}^{\text{bc}}(\mathcal{A}, \mathcal{E}) \triangleq \text{co} \left(\bigcup_{\rho \in [0, 1]} \bigcup_{\mathbf{q} \in \mathcal{Q}} \hat{\mathcal{R}}_{g_1, g_2}^{\text{bc}}(\mathcal{A}, \mathcal{E}, \rho, \mathbf{q}) \right),$$

where $\text{co}(\cdot)$ denotes the convex hull, and $\hat{\mathcal{R}}_{g_1, g_2}^{\text{bc}}(\mathcal{A}, \mathcal{E}, \rho, \mathbf{q})$ is the set of rate pairs (r_1, r_2) satisfying

$$\begin{aligned} 0 \leq r_1 &\leq \frac{1}{2} \log \left(\frac{\nu_1^2}{\tilde{\nu}_{1, \mathcal{A}_1}^2} + g_1^2 \nu_1^2 \right) - \phi(\mathcal{A}_1, \mu_1, \nu_1), \\ 0 \leq r_2 &\leq \frac{1}{2} \log \left(\frac{\nu_2^2}{\tilde{\nu}_{2, \mathcal{A}_2}^2} + \frac{g_2^2 \nu_2^2}{g_2^2 \tilde{\nu}_{1, \mathcal{A}_1}^2 + 1} \right) - \phi(\mathcal{A}_2, \mu_2, \nu_2), \end{aligned}$$

where $\mathcal{A}_1 = \rho \mathcal{A}$, $\mathcal{A}_2 = (1 - \rho) \mathcal{A}$, $\phi(\mathcal{A}_i, \mu_i, \nu_i) = \log(\eta_{i, \mathcal{A}_i}) + \frac{1}{2} \left((\mathcal{A}_i - \mu_i) \tilde{\mathbb{P}}_{\mu_i, \nu_i}^G(\mathcal{A}_i) + \mu_i \tilde{\mathbb{P}}_{\mu_i, \nu_i}^G(0) \right)$, and η_{i, \mathcal{A}_i} is as defined in (102) with μ , ν , and \mathcal{A} replaced with μ_i , ν_i , and \mathcal{A}_i , respectively.

Using these theorems, [141] shows that outer bound $\bar{\mathcal{R}}_{g_1, g_2}^{\text{bc}, \text{lmw}}(\mathcal{A}, \mathcal{E})$ is nearly tight at high SNR, where it nearly meets the inner bound $\mathcal{R}_{g_1, g_2}^{\text{bc}}(\mathcal{A}, \mathcal{E})$. This asymptotic capacity region at high SNR can be approximated as given in the following theorem.

Theorem 32 ([141]): The capacity region of the 2-user IM/DD Gaussian BC with a peak constraint \mathcal{A} and an average constraint $\mathcal{E} = \alpha \mathcal{A}$ with $\alpha \leq \frac{1}{2}$ is within a gap δ of the region $\bigcup_{\rho \in [0, 1]} \mathcal{R}_{g_1, g_2}^{\text{bc}, \text{h}}(\mathcal{A}, \mathcal{E}, \rho)$ asymptotically at high SNR, where $\mathcal{R}_{g_1, g_2}^{\text{bc}, \text{h}}(\mathcal{A}, \mathcal{E}, \rho)$ is the set of rate pairs (r_1, r_2) satisfying

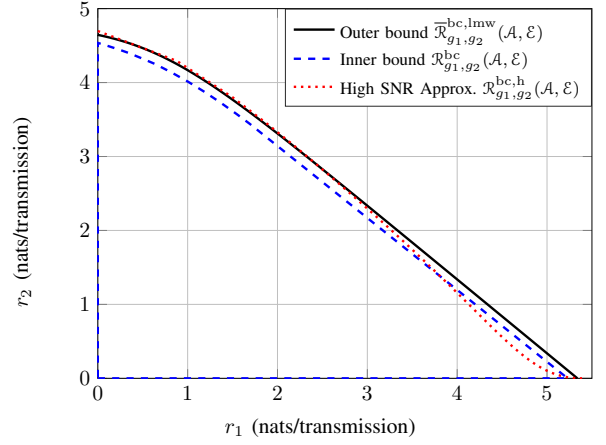
$$0 \leq r_1 \leq \frac{1}{2} \log(1 + c \rho^2 g_1^2 \mathcal{A}^2), \quad (155)$$

$$0 \leq r_2 \leq \frac{1}{2} \log \left(1 + \frac{c(1 - \rho)^2 g_2^2 \mathcal{A}^2}{c \rho^2 g_1^2 \mathcal{A}^2 + 1} \right), \quad (156)$$

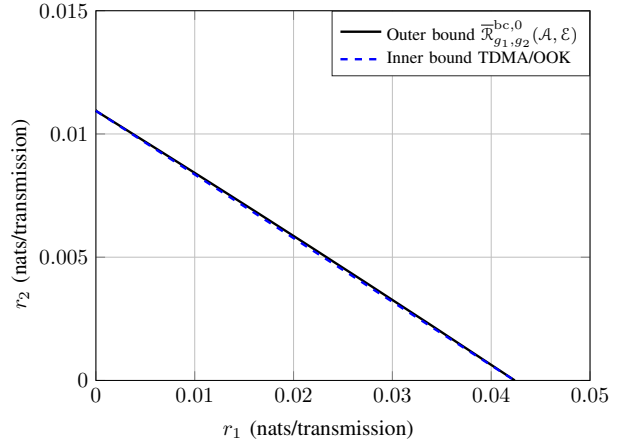
where $c = \min \left\{ \frac{1}{2\pi e}, \frac{e\alpha^2}{2\pi} \right\}$, and $\delta = \log \left(\frac{3\sqrt{c}}{\alpha} \right) \leq 0.68$ nats/transmission.

Note that this relation shows that receiver 2 decodes while treating X_1 as noise, and $\frac{c(1 - \rho)^2 g_2^2 \mathcal{A}^2}{c \rho^2 g_1^2 \mathcal{A}^2 + 1}$ can be thought of as a signal-to-interference-and-noise ratio (SINR). Fig. 17a shows the outer and inner bounds $\bar{\mathcal{R}}_{g_1, g_2}^{\text{bc}, \text{lmw}}$ and $\mathcal{R}_{g_1, g_2}^{\text{bc}, \text{lmw}}$ along with the asymptotic region $\mathcal{R}_{g_1, g_2}^{\text{bc}, \text{h}}$, for a channel with $g_1 = 1$, and $g_2 = 0.5$ at high SNR. This figure demonstrates Theorem 32. Note that the convex-hull of $\mathcal{R}_{g_1, g_2}^{\text{bc}, \text{h}}$ provides a better approximation which nearly meets the outer bound $\bar{\mathcal{R}}_{g_1, g_2}^{\text{bc}, \text{lmw}}$. However, the expression of $\mathcal{R}_{g_1, g_2}^{\text{bc}, \text{h}}$ is easier to work with.

For the low SNR regime, [141] shows that the outer bound $\bar{\mathcal{R}}_{g_1, g_2}^{\text{bc}, 0}(\mathcal{A}, \mathcal{E})$ is tight, where it meets the achievable rate of



(a) $10 \log_{10}(\mathcal{A}) = 30$, $\alpha = 1/3$.



(b) $10 \log_{10}(\mathcal{A}) = -2$, $\alpha = 1/3$.

Fig. 17: capacity bounds for an IM/DD Gaussian BC channel with $g_1 = 1$ and $g_2 = 0.5$.

TDMA combined with coded OOK. Namely, the low-SNR asymptotic capacity is given as follows.

Theorem 33 ([141]): The capacity region of the 2-user IM/DD Gaussian BC with a peak constraint \mathcal{A} and an average constraint $\mathcal{E} = \alpha \mathcal{A}$ with $\alpha \leq \frac{1}{2}$ is given by the set of (r_1, r_2) satisfying $r_i \geq 0$ and

$$\frac{r_1}{g_1^2} + \frac{r_2}{g_2^2} \leq \frac{\alpha(1 - \alpha)\mathcal{A}^2}{2}. \quad (157)$$

This result is shown in Fig. 17b. Note that [141] also extends the IM/DD Gaussian channel capacity lower bound in [32] given in Theorem 6 to the IM/DD BC. The resulting inner bound is expressed as in (152) with $U = X_2 \in [0, \mathcal{A}_1]$ and $X = X_1 + U$ with $X_1 \in [0, \mathcal{A}_2]$, where $\mathcal{A}_1 + \mathcal{A}_2 = \mathcal{A}$, and X_1 and X_2 follow optimized discrete distributions with uniform spacing as in Theorem 6.

B. IM/DD Gaussian MAC

Next, we consider an IM/DD multiple access channel (MAC). In a 2-user MAC, we have two transmitters and one receiver. The transmit signals X_i , $i \in \{1, 2\}$, satisfy

$X_i \in [0, \mathcal{A}_i]$ and $\mathbb{E}[X_i] \leq \mathcal{E}_i$. The received signal is $Y = g_1 X_1 + g_2 X_2 + Z$ where $Z \sim \mathcal{N}(0, 1)$. The capacity region is the set of achievable rate tuples (R_1, R_2) , defined similar to the BC. We denote the capacity region by $\mathcal{C}_{g_1, g_2}^{\text{mac}}(\mathcal{A}, \mathcal{E})$ where $\mathcal{A} = (\mathcal{A}_1, \mathcal{A}_2)$ and $\mathcal{E} = (\mathcal{E}_1, \mathcal{E}_2)$.

The capacity region of a discrete-memoryless MAC is known to be given by the closure of the convex-hull of the set of $(R_1, R_2) \in \mathbb{R}_+^2$ satisfying [208]

$$R_1 \leq I(X_1; Y|X_2) \quad (158a)$$

$$R_2 \leq I(X_2; Y|X_1) \quad (158b)$$

$$R_1 + R_2 \leq I(X_1, X_2; Y), \quad (158c)$$

for some input distributions $\mathbb{P}_{X_i}(x_i)$ on \mathcal{X}_i . This region is achievable by jointly decoding the two messages at the receiver, or using successive decoding combined with time-sharing. This statement can be also generalized to the IM/DD MAC with continuous alphabets. Again, the question is how to choose $\mathbb{P}_{X_i}(x_i)$, and how to represent this region in a simpler form. One way to realize this is to derive capacity region outer and inner bounds, that allow us to draw further insights into asymptotic capacity and approximations.

The following outer bounds was derived in [142] based on the IM/DD Gaussian channel capacity upper bounds.

Theorem 34 ([142]): The capacity region $\mathcal{C}_{g_1, g_2}^{\text{mac}}(\mathcal{A}, \mathcal{E})$ of the 2-user IM/DD MAC satisfies $\mathcal{C}_{g_1, g_2}^{\text{mac}}(\mathcal{A}, \mathcal{E}) \subseteq \bar{\mathcal{R}}_{g_1, g_2}^{\text{mac}, \ell}(\mathcal{A}, \mathcal{E})$, where $\ell \in \{\text{lmw}, 0\}$, and $\bar{\mathcal{R}}_{g_1, g_2}^{\text{mac}, \ell}(\mathcal{A}, \mathcal{E})$ is defined as the set of rate pairs (r_1, r_2) satisfying

$$\begin{aligned} 0 &\leq r_i \leq \bar{r}_i^\ell(\mathcal{A}_i, \mathcal{E}_i), \quad i \in \{1, 2\} \\ 0 &\leq r_1 + r_2 \leq \bar{r}_1^\ell(g_1 \mathcal{A}_1 + g_2 \mathcal{A}_2, g_1 \mathcal{E}_1 + g_2 \mathcal{E}_2). \end{aligned}$$

Here, the bound on $R_1 + R_2$ is obtained by treating $g_1 X_1 + g_2 X_2$ as a transmit signal with a peak constraint $g_1 \mathcal{A}_1 + g_2 \mathcal{A}_2$ and average constraint $g_1 \mathcal{E}_1 + g_2 \mathcal{E}_2$, and then using the single user bounds in Sec. VI. Asymptotic capacity expressions from Sec. VI-C can be used to approximate the outer bound $\bar{\mathcal{R}}_{g_1, g_2}^{\text{mac}, \ell}(\mathcal{A}, \mathcal{E})$, in closed-form at high and low SNR. A closed-form outer bound for the average-constrained case was given in [211] using an upper bounds for the single-user channel from [52, (20)].

Capacity inner bounds were derived in [142] under both average and peak constraints, and in [211] under either an average or a peak constraint only. An inner bound was derived in [142] using a truncated-Gaussian (101), where $X_i \sim \tilde{\mathbb{P}}_{\mu_i, \nu_i}^G(x)$ with peak \mathcal{A}_i , mean $\tilde{\mu}_{i, \mathcal{A}_i}$ as defined in (103) (again indicating explicit dependence on \mathcal{A}_i for clarity) satisfying $\tilde{\mu}_{i, \mathcal{A}_i} \leq \mathcal{E}_i$ and with variance $\tilde{\nu}_{i, \mathcal{A}_i}^2$ defined in (104). Define $\mathbf{q} = (\mu_1, \nu_1, \mu_2, \nu_2)$ as the parameters of the truncated-Gaussian distribution of users 1 and 2, and \mathcal{Q} as the set of \mathbf{q} so that $\tilde{\mu}_{i, \mathcal{A}_i}$. Then, the following theorem presents a capacity region inner bound achievable under a truncated-Gaussian input distribution.

Theorem 35 ([142]): The capacity region of the 2-user IM/DD Gaussian MAC satisfies

$$\mathcal{C}_{g_1, g_2}^{\text{mac}}(\mathcal{A}, \mathcal{E}) \supseteq \mathcal{R}_{g_1, g_2}^{\text{mac}}(\mathcal{A}, \mathcal{E}) \triangleq \text{co} \left(\bigcup_{\mathbf{q} \in \mathcal{Q}} \hat{\mathcal{R}}_{g_1, g_2}^{\text{mac}}(\mathcal{A}, \mathcal{E}, \mathbf{q}) \right),$$

where $\hat{\mathcal{R}}_{g_1, g_2}^{\text{mac}}(\mathcal{A}, \mathcal{E}, \mathbf{q})$ is the set of rate pairs (r_1, r_2) satisfying

$$\begin{aligned} 0 &\leq r_i \leq \frac{1}{2} \log \left(\frac{\nu_i^2}{\tilde{\nu}_i^2} + \frac{\nu_i^2}{\sigma^2} \right) - \phi(\mathcal{A}_i, \mu_i, \nu_i), \quad i \in \{1, 2\}, \\ 0 &\leq r_1 + r_2 \leq \frac{1}{2} \log \left(\frac{\nu_1^2 \nu_2^2}{\tilde{\nu}_1^2 \tilde{\nu}_2^2} + \frac{\nu_1^2 \nu_2^2}{\sigma^2 \tilde{\nu}_2^2} + \frac{\nu_1^2 \nu_2^2}{\tilde{\nu}_1^2 \sigma^2} \right) \\ &\quad - \phi(\mathcal{A}_1, \mu_1, \nu_1) - \phi(\mathcal{A}_2, \mu_2, \nu_2), \end{aligned}$$

with $\phi_i(\cdot)$ is as defined in Theorem 31.

In addition to this achievable lower bound, [142] provides an achievable inner bound based on uniformly-spaced discrete input distributions (106), and [211] provide an inner bound achievable using a combination of discrete and continuous distributions. For the purpose of this tutorial, we present two asymptotic capacity statements next. At high SNR, the bounds in Theorems 34 and 35 lead to the following statement at high SNR.

Theorem 36 ([142]): The capacity region of the 2-user IM/DD Gaussian MAC with $\mathcal{E}_i/\mathcal{A}_i = \alpha_i \leq \frac{1}{2}$ is within a gap $\delta \leq \frac{1}{2} \log \left(\frac{9e}{2\pi} \right)$ of the region $\mathcal{R}_{g_1, g_2}^{\text{mac}, h}(\mathcal{A}, \mathcal{E})$ asymptotically at high SNR ($\mathcal{A}_1, \mathcal{A}_2 \rightarrow \infty$), where $\mathcal{R}_{g_1, g_2}^{\text{mac}, h}(\mathcal{A}, \mathcal{E})$ is the set of rate pairs (r_1, r_2) satisfying

$$0 \leq r_i \leq \frac{1}{2} \log (1 + c_i g_i^2 \mathcal{A}_i^2), \quad i \in \{1, 2\} \quad (159)$$

$$0 \leq r_1 + r_2 \leq \frac{1}{2} \log (1 + c_{12} (g_1 \mathcal{A}_1 + g_2 \mathcal{A}_2)^2), \quad (160)$$

where $c_i = \min \left\{ \frac{1}{2\pi e}, \frac{e\alpha_i^2}{2\pi} \right\}$ and $c_{12} = \min \left\{ \frac{1}{2\pi e}, \frac{e\alpha_{12}^2}{2\pi} \right\}$ with $\alpha_{12} = \frac{g_1 \mathcal{E}_1 + g_2 \mathcal{E}_2}{g_1 \mathcal{A}_1 + g_2 \mathcal{A}_2}$.

On the other hand, at low SNR, the outer bound $\bar{\mathcal{R}}_{g_1, g_2}^{\text{mac}, 0}(\mathcal{A}, \mathcal{E})$ is tight, where it matches the rate region achieved using coded OOK at both users (each user sends $X_i = \mathcal{A}_i$ with probability $\mathcal{E}_i/\mathcal{A}_i$ and $X_i = 0$ with probability $1 - \mathcal{E}_i/\mathcal{A}_i$), and using successive-cancellation decoding (SCD) at the receiver. This leads to the following theorem.

Theorem 37 ([142]): The capacity region of the 2-user IM/DD Gaussian MAC with $\mathcal{E}_i/\mathcal{A}_i = \alpha_i \leq \frac{1}{2}$ coincides asymptotically at low SNR with the set of (r_1, r_2) satisfying $r_i \geq 0$ and $r_i \leq \frac{\alpha_i(1-\alpha_i)g_i^2 \mathcal{A}_i^2}{2}$.

Figures 18a and 18b show the capacity bounds for an exemplary channel with $g_1 = 1, g_2 = 0.5$, under $\mathcal{A}_1 = \mathcal{A}_2 = \mathcal{A}$, $\mathcal{E}_1 = \mathcal{E}_2 = \alpha \mathcal{A}$, and $\alpha = 1/3$. The bounds in Fig. 18a are within < 0.68 nats which confirms Theorem 35, and the bounds in Fig. 18b coincide which confirms the optimality of OOK/SCD at low SNR.

For moderate SNR, an inner bound based on discrete input distributions was given in [142]. Moreover, it was shown in [143], [144] that the IM/DD MAC capacity-achieving distribution is discrete with a finite number of mass points.

C. Other Multi-Terminal Channels

Other multi-terminal IM/DD channels were also studied in the literature. For instance, the capacity of the IM/DD wiretap channel, consisting of a transmitter-receiver pair and an eavesdropper, was studied. The discreteness of the optimal input distribution was proved in [147] and capacity bounds were presented in [149]. Additionally, transmission schemes

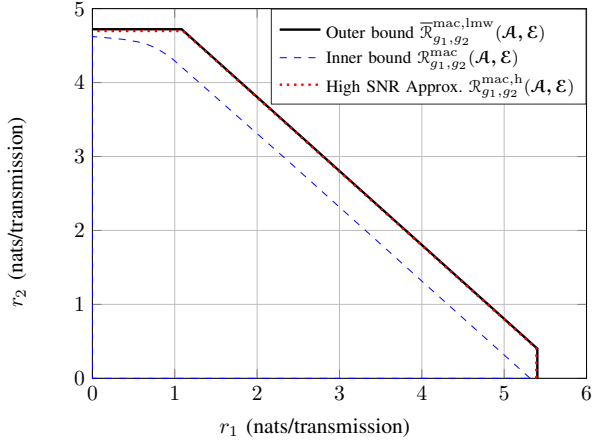
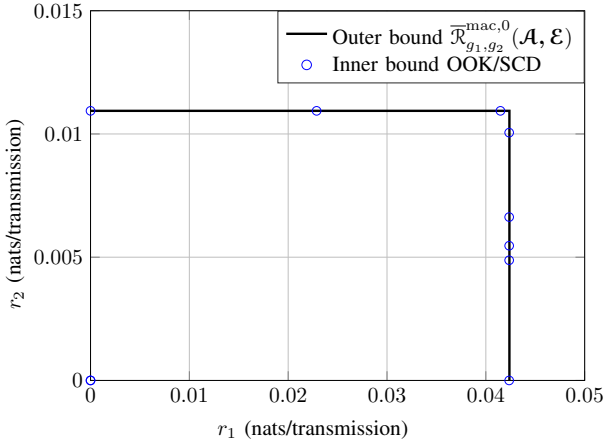
(a) $10 \log_{10}(\mathcal{A}) = 30$.(b) $10 \log_{10}(\mathcal{A}) = -2$.

Fig. 18: capacity bounds for an IM/DD Gaussian MAC channel with $g_1 = 1$, $g_2 = 0.5$, $\mathcal{A}_1 = \mathcal{A}_2 = \mathcal{A}$, $\mathcal{E}_1 = \mathcal{E}_2 = \alpha\mathcal{A}$, and $\alpha = 1/3$.

and achievable rates were studied in [145], [146], [148], [150], [212].

In addition to the wirtetap channel, the capacity of the IM/DD interference channel (IC) was also studied in the literature. The IC consists of two transmitter-receiver pairs sharing the same transmission medium. studying such a network is important for scenarios with multiple VLC cells [213]. The capacity of the IM/DD Gaussian IC was studied in [151], and transmission schemes were analysed in [214].

Several other networks which combine RF and VLC links have been analysed in the literature [215]. The reader is referred to [216] for a survey on related works.

IX. SUMMARY

We have discussed the capacity of IM/DD OWC systems modelled as Gaussian channels. We started with a discussion on the channel model, which motivates the Gaussian channel assumption. Then, we discussed the capacity of the IM/DD single user channel in detail, by presenting the capacity and its numerical computation, capacity bounds, and asymptotic

capacity expressions. Building on these results, we discussed the capacity of multi-aperture systems (SIMO, MISO, and MIMO) and also multi-user systems (broadcast and multiple access). It is important to note that this tutorial is by no means exhaustive. There has been a large amount of work on OWC in the past years, many of which are not covered here. However, we tried to cover some of the main advances that have been achieved in the information-theoretic direction of studying OWC systems.

This tutorial can be used for two purposes. First, it can be used as a reference that explains to the reader the main methods that are used in the literature for studying the capacity of the single-user IM/DD Gaussian channel. It also explains how the capacity of IM/DD Gaussian channel is different from the standard AWGN channel that is used to model RF systems. Second, it can be used as a guide for using these results to obtain capacity results for IM/DD networks by building on the results for single-user channels.

The tutorial also shows that there is still room for additional contributions related to the capacity of IM/DD systems. The capacity of the single-user channel is still unknown in closed-form and sometimes not even computable, and advances in this direction are important from an information-theoretic perspective. Moreover, existing results on multi-aperture and multi-user IM/DD systems can be improved by considering tighter bounding techniques, and deriving simpler expressions that are amenable for further analysis of larger systems.

REFERENCES

- [1] Cisco, "White paper: Cisco visual networking index: Forecast and trends, 2017–2022," CISCO, Tech. Rep., Feb. 2019.
- [2] T. S. Rappaport, S. Shu, R. Mayzus, Z. Hang, Y. Azar, K. Wang, G. N. Wong, J. K. Schulz, M. Samimi, and F. Gutierrez, "Millimeter wave mobile communications for 5G cellular: It will work!" *IEEE Access*, vol. 1, pp. 335–349, May 2013.
- [3] I. F. Akyildiz, J. M. Jornet, and C. Han, "TeraNets: ultra-broadband communication networks in the terahertz band," *IEEE Wireless Commun.*, vol. 21, no. 4, pp. 130–135, August 2014.
- [4] H. Burchardt, N. Serafimovski, D. Tsonev, S. Videv, and H. Haas, "VLC: Beyond point-to-point communication," *IEEE Commun. Mag.*, vol. 52, no. 7, pp. 98–105, July 2014.
- [5] H. Haas, L. Yin, Y. Wang, and C. Chen, "What is LiFi?" *Journal of Lightwave Technology*, vol. 34, no. 6, pp. 1533–1544, March 2016.
- [6] H. Elgala, R. Mesleh, and H. Haas, "Indoor optical wireless communication: Potential and state-of-the-art," *IEEE Comm. Magazine*, vol. 49, no. 9, pp. 56–62, Sep. 2011.
- [7] R. J. Drost and B. M. Sadler, "Survey of ultraviolet non-line-of-sight communications," *Semiconductor Science and Technology*, vol. 29, no. 8, p. 084006, June 2014.
- [8] K. Wang, C. Gong, D. Zou, X. Jin, and Z. Xu, "Demonstration of a 400 kbps real-time non-line-of-sight laser-based ultraviolet communication system over 500 m," *Chin. Opt. Lett.*, vol. 15, no. 4, p. 040602, Apr 2017.
- [9] X. Sun, W. Cai, O. Alkhazragi, E.-N. Ooi, H. He, A. Chaaban, C. Shen, H. M. Oubei, M. Z. M. Khan, T. K. Ng, M.-S. Alouini, and B. S. Ooi, "375-nm ultraviolet-laser based non-line-of-sight underwater optical communication," *Opt. Express*, vol. 26, no. 10, pp. 12 870–12 877, May 2018.
- [10] H. M. Oubei, C. Shen, A. Kammoun, E. Zedini, K.-H. Park, X. Sun, G. Liu, C. H. Kang, T. K. Ng, M.-S. Alouini, and B. S. Ooi, "Light based underwater wireless communications," *Japanese Journal of Applied Physics*, vol. 57, no. 8S2, p. 08PA06, July 2018.
- [11] P. Luo, Z. Ghassemlooy, H. Le Minh, E. Bentley, A. Burton, and X. Tang, "Fundamental analysis of a car to car visible light communication system," in *2014 9th International Symposium on Communication Systems, Networks Digital Sign (CSNDSN)*, July 2014, pp. 1011–1016.

- [12] M. A. I. Sikder, A. K. Kodi, M. Kennedy, S. Kaya, and A. Louri, "OWN: Optical and wireless network-on-chip for kilo-core architectures," in *2015 IEEE 23rd Annual Symp. High-Performance Interconnects*, Aug 2015, pp. 44–51.
- [13] H. Kaushal and G. Kaddoum, "Optical communication in space: Challenges and mitigation techniques," *IEEE Commun. Surveys Tuts.*, vol. 19, no. 1, pp. 57–96, Firstquarter 2017.
- [14] M. A. Khalighi and M. Uysal, "Survey on free space optical communications: A communication theory perspective," *Commun. Surveys Tuts.*, vol. 16, no. 4, pp. 2231–2258, 4th quarter 2014.
- [15] D. Karunatilaka, F. Zafar, V. Kalavally, and R. Parthiban, "LED based indoor visible light communications: State of the art," *IEEE Commun. Surveys Tuts.*, vol. 17, no. 3, pp. 1649–1678, 3rd quarter 2015.
- [16] P. Pathak, X. Fen, P. Hu, and P. Mohapatra, "Visible light communication, networking, and sensing: A survey, potential and challenges," *IEEE Commun. Surveys Tuts.*, vol. 17, no. 4, pp. 2047–2077, 4th quarter 2015.
- [17] D. K. Borah, A. C. Boucouvalas, C. C. Davis, S. Hranilovic, and K. Yiannopoulos, "A review of communication-oriented optical wireless systems," *EURASIP J. Wireless Commun. Netw.*, vol. 2012, no. 1, pp. 1–28, 2012.
- [18] F. Demers, H. Yanikomeroglu, and M. St-Hilaire, "A survey of opportunities for free space optics in next generation cellular networks," in *Proc. 9th Annu. Commun. Netw. Services Research Conf. (CNSR)*, May 2011, pp. 210–216.
- [19] O. E. DeLange, "Optical heterodyne detection," *IEEE Spectrum*, vol. 5, no. 10, pp. 77–85, Oct. 1968.
- [20] J. M. Kahn and J. R. Barry, "Wireless infrared communications," *Proc. of the IEEE*, vol. 85, no. 2, pp. 265–298, Feb. 1997.
- [21] S. V. Kartalopoulos, *Free Space Optical Networks for Ultra-Broad Band Services*. John Wiley and Sons, Inc., 2011.
- [22] A. D. Wyner, "Capacity and error exponent for the direct detection photon channel—Part I," *IEEE Tran. Inf. Theory*, vol. 34, no. 6, pp. 1449–1461, Nov. 1988.
- [23] A. Tsiftas, F. M. J. Willems, and C. P. M. J. Baggen, "Square root approximation to the Poisson channel," in *IEEE Int. Symp. Inf. Theory*, July 2013, pp. 1695–1699.
- [24] —, "The optical illumination channel," in *IEEE Symp. Commun. Vehicular Technol. in the Benelux (SCVT)*, Nov. 2012, pp. 1–6.
- [25] S. M. Moser, "Capacity results of an optical intensity channel with input-dependent Gaussian noise," *IEEE Trans. Inf. Theory*, vol. 58, no. 1, pp. 207–223, Jan. 2012.
- [26] M. Safari, "Efficient optical wireless communication in the presence of signal-dependent noise," in *IEEE Int. Conf. Commun. Workshop (ICCW)*, June 2015, pp. 1387–1391.
- [27] E. Leitinger, B. C. Geiger, and K. Witrals, "Capacity and capacity-achieving input distribution of the energy detector," in *IEEE Int. Conf. Ultra-Wideband*, Sept. 2012, pp. 57–61.
- [28] M. Yuan, X. Sha, X. Liang, M. Jiang, J. Wang, and C. Zhao, "Coding performance for signal dependent channels in visible light communication system," in *IEEE Global Conf. Sig. Inf. Process. (GlobalSIP)*, Dec. 2015, pp. 1037–1041.
- [29] S. Arnon, J. Barry, G. Karagiannidis, R. Schober, and M. Uysal, Eds., *Advanced Optical Wireless Communication Systems*. Cambridge University Press, 2012.
- [30] A. D. Wyner, "Capacity and error exponent for the direct detection photon channel—Part II," *IEEE Tran. Inf. Theory*, vol. 34, no. 6, pp. 1461–1471, Nov. 1988.
- [31] A. Lapidoth, S. M. Moser, and M. Wigger, "On the capacity of free-space optical intensity channels," *IEEE Trans. Inf. Theory*, vol. 55, no. 10, pp. 4449–4461, Oct. 2009.
- [32] A. A. Farid and S. Hranilovic, "Channel capacity and non-uniform signalling for free-space optical intensity channels," *IEEE J. Sel. Areas Commun.*, vol. 27, no. 9, pp. 1–12, Dec. 2009.
- [33] —, "Capacity bounds for wireless optical intensity channels with Gaussian noise," *IEEE Trans. Inf. Theory*, vol. 56, no. 12, pp. 6066–6077, Dec. 2010.
- [34] J.-B. Wang, Q.-S. Hu, J. Wang, M. Chen, and J.-Y. Wang, "Tight bounds on channel capacity for dimmable visible light communications," *Journal of Lightwave Technology*, vol. 31, no. 23, pp. 3771–3779, Dec. 2013.
- [35] J.-B. Wang, Q.-S. Hu, J. Wang, M. Chen, Y.-H. Huang, and J.-Y. Wang, "Capacity analysis for dimmable visible light communications," in *Proc. of IEEE International Conference on Communications (ICC)*, Sydney, NSW, June 2014, pp. 3331–3335.
- [36] T. H. Chan, S. Hranilovic, and F. R. Kschischang, "Capacity-achieving probability measure for conditionally Gaussian channel with bounded input," *IEEE Trans. Inf. Theory*, vol. 51, no. 6, pp. 2073–2088, Jun. 2005.
- [37] J. Akella, M. Yuksel, and S. Kalyanaraman, "Error analysis of multi-hop free-space optical communications," in *Proc. of IEEE International Conference on Communications (ICC)*, May. 2005, pp. 1777–1781.
- [38] S. Kazemlou, S. Hranilovic, and S. Kumar, "All-optical multihop free-space optical communication systems," *J. Lightw. Technol.*, vol. 29, no. 18, pp. 2663–2669, Jun. 2011.
- [39] E. Zedini, I. S. Ansari, and M.-S. Alouini, "Performance analysis of mixed Nakagami-m and Gamma—Gamma dual-hop FSO transmission systems," *IEEE Photonics Journal*, vol. 7, no. 1, pp. 1–20, Feb. 2015.
- [40] A. García-Zambrana, C. Castillo-Vázquez, and B. Castillo-Vázquez, "On the capacity of FSO links over Gamma-Gamma atmospheric turbulence channels using OOK signaling," *EURASIP J. Wirel. Commun. Netw.*, vol. 2010, no. 64, pp. 1–11, Jan 2010.
- [41] M. A. Kashani and M. Uysal, "Outage performance and diversity gain analysis of free-space optical multi-hop parallel relaying," *IEEE J. Opt. Commun. Netw.*, vol. 5, no. 8, pp. 901–909, Aug. 2013.
- [42] S. Huang, G. R. Muehrpoor, and M. Safari, "Spatial-mode diversity and multiplexing for FSO communication with direct detection," *IEEE Trans. Commun.*, vol. 66, no. 5, pp. 2079–2092, May 2018.
- [43] Q. Gao, R. Wang, Z. Xu, and Y. Hua, "DC-informative joint color-frequency modulation for visible light communications," *Journal of Lightwave Technology*, vol. 33, no. 11, pp. 2181–2188, June 2015.
- [44] H. Kazemi and H. Haas, "Downlink cooperation with fractional frequency reuse in DCO-OFDMA optical access networks," in *Proc. IEEE Int. Conf. Commun. (ICC)*, Kuala Lumpur, Malaysia, May 2016, pp. 1–6.
- [45] Z. Chen and H. Haas, "Space division multiple access in visible light communications," in *IEEE Int. Conf. Commun. (ICC)*, June 2015, pp. 5115–5119.
- [46] R. C. Kizilirmak, C. R. Rowell, and M. Uysal, "Non-orthogonal multiple access (NOMA) for indoor visible light communications," in *Proc. 4th Int. Workshop Opt. Wireless Commun. (IWOW)*, Sep. 2015, pp. 98–101.
- [47] S. S. Bawazir, P. C. Sofotasios, S. Muhaidat, Y. Al-Hammadi, and G. K. Karagiannidis, "Multiple access for visible light communications: Research challenges and future trends," *IEEE Access*, vol. 6, pp. 26 167–26 174, 2018.
- [48] J. Dang and Z. Zhang, "Comparison of optical OFDM-IDMA and optical OFDMA for uplink visible light communications," in *Proc. Int. Conf. Wireless Commun. Signal Process. (WCSP)*, Oct. 2012, pp. 1–6.
- [49] S. H. Lee, S. Jung, and J. K. Kwon, "Modulation and coding for dimmable visible light communication," *IEEE Commun. Magazine*, vol. 53, no. 2, pp. 136–143, Feb 2015.
- [50] Q. Gao, S. Hu, C. Gong, and Z. Xu, "Modulation design for multi-carrier visible light communications with signal-dependent noise," in *IEEE Int. Conf. Commun. Systems (ICCS)*, Dec. 2016, pp. 1–6.
- [51] Y. Zuo, J. Zhang, Y. Zhang, and R. Chen, "Weight threshold check coding for dimmable indoor visible light communication systems," *IEEE Photonics J.*, vol. 10, no. 3, pp. 1–11, June 2018.
- [52] S. Hranilovic and F. R. Kschischang, "Capacity bounds for power- and band-limited optical intensity channels corrupted by Gaussian noise," *IEEE Trans. on Info. Theory*, vol. 50, no. 5, pp. 784–795, May 2004.
- [53] A. Chaaban, J.-M. Morvan, and M.-S. Alouini, "Free-space optical communications: Capacity bounds, approximations, and a new sphere-packing perspective," *IEEE Trans. Commun.*, vol. 64, no. 3, pp. 1176–1191, Mar. 2016.
- [54] S. M. Moser, "Duality-based bounds on channel capacity," Ph.D. dissertation, Swiss Federal Institute of Technology, Zürich, Switzerland, 2005.
- [55] M. Berger, *Geometry II*. Springer-Verlag, 1987.
- [56] J. M. Morvan, *Generalized Curvatures*. Springer-Verlag, 2008.
- [57] D. Cohen-Steiner and J. M. Morvan, "Restricted Delaunay triangulations and normal cycle," in *Proceedings of the Nineteenth Annual Symposium on Computational Geometry (SoCG)*, A.C.M. Press, New York, NY, USA, 2003, pp. 312–321.
- [58] A. A. Farid and S. Hranilovic, "Outage capacity optimization for free-space optical links with pointing errors," *IEEE/OSA J. Lightw. Technol.*, vol. 25, no. 7, pp. 1702–1710, Jul. 2007.
- [59] H. Kazemi, Z. Mostafaei, M. Uysal, and Z. Ghassemloooy, "Outage performance of MIMO FSO systems in Gamma-Gamma fading channels," in *Proc. of IEEE 18th European Conference on Network and Optical Communications*, Graz, Austria, July 2013, pp. 275–280.

- [60] C.-C. Hsieh and D.-S. Shiu, "Single carrier modulation with frequency domain equalization for intensity modulation-direct detection channels with intersymbol interference," in *Proc. IEEE Int. Symp. Pers. Indoor Mobile Radio Commun.*, Helsinki, Finland, Sep. 2006, pp. 1–5.
- [61] A. Nuwanpriya, J. Zhang, A. Grant, S.-W. Ho, and L. Luo, "Single carrier frequency domain equalization based on on-off keying for optical wireless communications," in *Proc. IEEE Wireless Commun. Netw. Conf.*, Shanghai, China, Apr. 2013, pp. 4272–4277.
- [62] A. Nuwanpriya, S.-W. Ho, J. A. Zhang, A. J. Grant, and L. Luo, "PAM-SCFDE for optical wireless communications," *J. Lightw. Technol.*, vol. 33, no. 14, pp. 2938–2949, 2015.
- [63] J. Karout, E. Agrell, K. Szczerba, and M. Karlsson, "Optimizing constellations for single-subcarrier intensity-modulated optical Systems," *IEEE Trans. on Info. Theory*, vol. 58, no. 7, pp. 4645–4659, Apr. 2012.
- [64] R. J. Drost and B. M. Sadler, "Constellation design for channel precompensation in multi-wavelength visible light communications," *IEEE Transactions on Communications*, vol. 62, no. 6, pp. 1995–2005, June 2014.
- [65] S. D. Dissanayake and J. Armstrong, "Comparison of ACO-OFDM, DCO-OFDM and ADO-OFDM in IM/DD systems," *Journal of Light-wave Technology*, vol. 31, no. 7, pp. 1063–1072, April 2013.
- [66] X. Li, J. Vucic, V. Jungnickel, and J. Armstrong, "On the capacity of intensity-modulated direct-detection systems and the information rate of ACO-OFDM for indoor optical wireless applications," *IEEE Trans. Commun.*, vol. 60, no. 3, pp. 799–809, March 2012.
- [67] J. Armstrong and A. Lowery, "Power efficient optical OFDM," *Electron. Lett.*, vol. 42, no. 6, pp. 370–372, 2006.
- [68] R. You and J. M. Kahn, "Upper-bounding the capacity of optical IM/DD channels with multiple-subcarrier modulation and fixed bias using trigonometric moment space method," *IEEE Trans. Inf. Theory*, vol. 48, no. 2, pp. 514–523, Feb. 2002.
- [69] N. Fernando, Y. Hong, and E. Viterbo, "Flip-OFDM for unipolar communication systems," *IEEE Trans. Commun.*, vol. 60, no. 12, pp. 3726–3733, 2012.
- [70] H. Elgala and T. D. C. Little, "SEE-OFDM: Spectral and energy efficient OFDM for optical IM/DD systems," in *2014 IEEE 25th Annual International Symposium on Personal, Indoor, and Mobile Radio Communication (PIMRC)*, Washington, DC, USA, Sep. 2014, pp. 851–855.
- [71] E. Lam, S. K. Wilson, H. Elgala, and T. D. Little, "Spectrally and energy efficient OFDM (SEE-OFDM) for intensity modulated optical wireless systems," *arXiv preprint arXiv:1510.08172*, 2015.
- [72] S. Mazahir, A. Chaaban, H. Elgala, and M.-S. Alouini, "Achievable Rates of Multi-Carrier Modulation Schemes for Bandlimited IM/DD Systems," *IEEE Trans. Wireless Commun.*, vol. 18, no. 3, pp. 1957–1973, Mar. 2019.
- [73] J. Zhou and W. Zhang, "A comparative study of unipolar ofdm schemes in Gaussian optical intensity channel," *IEEE Trans. Commun.*, vol. 66, no. 4, pp. 1549–1564, April 2018.
- [74] Z. Yu, R. J. Baxley, and G. T. Zhou, "EVM and achievable data rate analysis of clipped OFDM signals in visible light communication," *EURASIP J. Wireless Commun. Netw.*, vol. 2012, no. 1, p. 321, 2012.
- [75] S. Dimitrov and H. Haas, "Information rate of OFDM-based optical wireless communication systems with nonlinear distortion," *J. Lightw. Technol.*, vol. 31, no. 6, pp. 918–929, 2013.
- [76] N. Wu and Y. Bar-Ness, "Lower bounds on the channel capacity of ASCO-OFDM and ADO-OFDM," in *Proc. IEEE 49th Annual Conf. Inf. Sci. Syst.*, Baltimore, MD, USA, 2015, p. 1–5.
- [77] F. Yang, Y. Sun, and J. Gao, "Adaptive LACO-OFDM with variable layer for visible light communication," *IEEE Photon. J.*, vol. 9, no. 6, p. 1–8, 2017.
- [78] S. C. J. Lee, S. Randel, F. Breyer, and A. M. Koonen, "PAM-DMT for intensity-modulated and direct-detection optical communication systems," *IEEE Photon. Technol. Lett.*, vol. 21, no. 23, pp. 1749–1751, 2009.
- [79] A. A. Farid and S. Hranilovic, "Diversity gain and outage probability for MIMO free-space optical links with misalignment," *IEEE Trans. on Communications*, vol. 60, no. 2, pp. 479–487, Feb. 2012.
- [80] N. Letzepis and A. G. i Fàbregas, "Outage probability of the Gaussian MIMO free-space optical channel with PPM," *IEEE Trans. Commun.*, vol. 57, no. 12, pp. 3682–3690, Dec. 2009.
- [81] M. Khalighi, N. Schwartz, N. Aitamer, and S. Bourennane, "Fading reduction by aperture averaging and spatial diversity in optical wireless systems," *IEEE J. Opt. Commun. Netw.*, vol. 1, no. 6, pp. 580–593, November 2009.
- [82] E. Monteiro and S. Hranilovic, "Design and implementation of color-shift keying for visible light communications," *J. Lightw. Technol.*, vol. 32, no. 10, pp. 2053–2060, May 2014.
- [83] T. Tsiftsis, H. G. Sandalidis, G. K. Karagiannidis, and M. Uysal, "Optical wireless links with spatial diversity over strong atmospheric turbulence channels," *IEEE Transactions on Wireless Communications*, vol. 8, no. 2, pp. 951–957, Feb 2009.
- [84] Y. Sopenov, A. Chaaban, Z. Rezki, M. Abdallah, K. Qaraqe, and M.-S. Alouini, "Diversity Order Results for MIMO Optical Wireless Communications," *IEEE Wireless Commun. Lett.*, 2017.
- [85] V. Tarokh, N. Seshadri, and A. R. Calderbank, "Space-time codes for high data rate wireless communication: performance criterion and code construction," *IEEE Transactions on Information Theory*, vol. 44, no. 2, pp. 744–765, Mar 1998.
- [86] V. Tarokh, H. Jafarkhani, and A. R. Calderbank, "Space-time block codes from orthogonal designs," *IEEE Trans. Inf. Theory*, vol. 45, no. 5, pp. 1456–1467, July 1999.
- [87] E. Bayaki and R. Schober, "On space-time coding for free-space optical systems," *IEEE Trans. Commun.*, vol. 58, no. 1, pp. 58–62, Jan. 2010.
- [88] Y. Y. Zhang, H. Y. Yu, J. K. Zhang, Y. J. Zhu, J. L. Wang, and X. S. Ji, "On the optimality of spatial repetition coding for MIMO optical wireless communications," *IEEE Commun. Lett.*, vol. 20, no. 5, pp. 846–849, May 2016.
- [89] Y. Y. Zhang, H. Y. Yu, J. K. Zhang, Y. J. Zhu, J. L. Wang, and T. Wang, "Full large-scale diversity space codes for mimo optical wireless communications," in *2015 IEEE International Symposium on Information Theory (ISIT)*, June 2015, pp. 1671–1675.
- [90] M. Safari and M. Uysal, "Do we really need OSTBCs for free-space optical communication with direct detection?" *IEEE Trans. Wireless Commun.*, vol. 7, no. 11, pp. 4445–4448, Nov. 2008.
- [91] A. Chaaban, Y. Sopenov, Z. Rezki, and M. Alouini, "Average worst-case PEP optimality of repetition coding among rate-1 DC-offset STBCs for MIMO optical intensity channels," *IEEE Trans. Commun.*, vol. 66, no. 12, pp. 6409–6422, Dec. 2018.
- [92] A. Chaaban and S. Hranilovic, "Capacity of optical wireless communication channels," *Phil. Trans. Royal Soc. A*, 2019.
- [93] G. Yang, M.-A. Khalighi, T. Virieux, S. Bourennane, and Z. Ghassemloooy, "Contrasting space-time schemes for MIMO FSO systems with non-coherent modulation," in *Proc. Int. Workshop Opt. Wireless Commun. (IWOW)*, Pisa, Italy, Oct. 2012, pp. 1–3.
- [94] L. Zeng, D. O'Brien, H. Minh, G. Faulkner, K. Lee, D. Jung, Y. Oh, and E. T. Won, "High data rate multiple input multiple output (MIMO) optical wireless communications using white LED lighting," *IEEE J. Sel. Areas Commun.*, vol. 27, no. 9, pp. 1654–1662, Dec. 2009.
- [95] T. Fath and H. Haas, "Performance comparison of MIMO techniques for optical wireless communications in indoor environments," *IEEE Trans. Commun.*, vol. 61, no. 2, pp. 733–742, Feb. 2013.
- [96] E. Ciaramella, Y. Arimoto, G. Contestabile, M. Presi, A. D'Errico, V. Guarino, and M. Matsumoto, "1.28 terabit/s (32x40 gbit/s) WDM transmission system for free space optical communications," *IEEE Journal on Selected Areas in Communications*, vol. 27, no. 9, pp. 1639–645, December 2009.
- [97] K. Wang, A. Nirmalathas, C. Lim, and E. Skafidas, "4 × 12.5 Gb/s WDM optical wireless communication system for indoor applications," *Journal of Lightwave Technology*, vol. 29, no. 13, pp. 1988–1996, July 2011.
- [98] P. Butala, H. Elgala, and T. Little, "SVD-VLC: A novel capacity maximizing VLC MIMO system architecture under illumination constraints," in *Proc. IEEE Globecom Workshops*, Atlanta GA, USA, Dec. 2013, pp. 1087–1092.
- [99] M. L. B. Riediger, R. Schober, and L. Lampe, "Fast multiple-symbol detection for free-space optical communications," *IEEE Transactions on Communications*, vol. 57, no. 4, pp. 1119–1128, April 2009.
- [100] Q. Gao, C. Gong, and Z. Xu, "Joint transceiver and offset design for visible light communications with input-dependent shot noise," *IEEE Trans. Wireless Commun.*, vol. 16, no. 5, pp. 2736–2747, May 2017.
- [101] M. Safari, *MIMO Free-Space Optical Communication*. Springer International Publishing, 2016, pp. 231–253.
- [102] D. Bushuev and S. Arnon, "Analysis of the performance of a wireless optical multi-input to multi-output communication system," *J. Opt. Soc. Am. A*, vol. 23, no. 7, pp. 1722–1730, July 2006.
- [103] E. Başar, E. Panayirci, M. Uysal, and H. Haas, "Generalized LED index modulation optical OFDM for MIMO visible light communications systems," in *Proc. of IEEE Int. Conf. Commun. (ICC)*, May 2016, pp. 1–5.

- [104] K. Xu, H. Y. Yu, Y. J. Zhu, and H. B. Cai, "Channel-adaptive space-collaborative constellation design for MIMO VLC with fast maximum likelihood detection," *IEEE Access*, vol. 5, pp. 842–852, Mar. 2017.
- [105] K. H. Park, Y. C. Ko, and M. S. Alouini, "On the power and offset allocation for rate adaptation of spatial multiplexing in optical wireless MIMO channels," *IEEE Trans. Commun.*, vol. 61, no. 4, pp. 1535–1543, Apr. 2013.
- [106] M. Arar and A. Yongacoglu, "Efficient detection algorithm for 2Nx2N MIMO systems using alamouti code and QR decomposition," *IEEE Commun. Lett.*, vol. 10, no. 12, pp. 819–821, Dec. 2006.
- [107] D. Tse and P. Viswanath, *Fundamentals of Wireless Communications*. Cambridge University Press, 2005.
- [108] S. M. Haas and J. H. Shapiro, "Capacity of the multiple-input, multiple-output Poisson channel," in *Stochastic Theory and Control*, ser. Lecture Notes in Control and Information Sciences, B. Pasik-Duncan, Ed. Springer Berlin Heidelberg, 2002, vol. 280, pp. 155–168.
- [109] —, "Capacity of wireless optical communications," *IEEE J. Sel. Areas Commun.*, vol. 21, no. 8, pp. 1346–1357, Oct. 2003.
- [110] A. Chaaban, Z. Rezki, and M.-S. Alouini, "Fundamental limits of parallel optical wireless channels: Capacity results and outage formulation," *IEEE Trans. Commun.*, vol. 65, no. 1, pp. 296–311, Jan. 2017.
- [111] —, "Capacity bounds for parallel optical wireless channels," in *Proc. of IEEE Int. Conf. Commun. (ICC)*, Kuala Lumpur, Malaysia, May 2016, pp. 1–6.
- [112] A. Chaaban, Z. Rezki, and M. S. Alouini, "Low-snr capacity of parallel im-dd optical wireless channels," *IEEE Commun. Letters*, vol. 21, no. 3, pp. 484–487, March 2017.
- [113] A. Chaaban, Z. Rezki, and M.-S. Alouini, "MIMO intensity-modulation channels: Capacity bounds and high SNR characterization," in *Proc. IEEE Int. Conf. Commun. (ICC)*, Paris, France, May 2017, pp. 1–6.
- [114] S. M. Moser, M. Mylonakis, L. Wang, and M. Wigger, "Asymptotic capacity results for MIMO wireless optical communication," in *Proc. IEEE Int. Symp. Inf. Theory (ISIT)*, Aachen, Germany, Jun. 2017, pp. 536–540.
- [115] A. Chaaban, Z. Rezki, and M.-S. Alouini, "Capacity bounds and high-SNR capacity of MIMO intensity-modulation optical channels," *IEEE Trans. Wireless Commun.*, vol. 17, no. 5, pp. 3003–3017, Feb. 2018.
- [116] —, "MIMO optical intensity channels with per-aperture constraints: Low-SNR capacity," in *Proc. IEEE Int. Symp. Inf. Theory (ISIT)*, Vail, CO, USA, June 2018.
- [117] —, "Low-SNR asymptotic capacity of MIMO optical intensity channels with peak and average constraints," *IEEE Trans. Commun.*, vol. 66, no. 10, pp. 4694–4705, Oct. 2018.
- [118] L. Li, S. M. Moser, L. Wang, and M. A. Wigger, "On the capacity of mimo optical wireless channels," *IEEE Trans. Inf. Theory*, vol. 66, no. 9, pp. 5660–5682, Sep. 2020.
- [119] S. M. Moser, L. Wang, and M. A. Wigger, "Capacity results on multiple-input single-output wireless optical channels," *IEEE Trans. Inf. Theory*, vol. 64, no. 11, pp. 6954–6966, Nov. 2018.
- [120] S. M. Moser, L. Wang, and M. Wigger, "Asymptotic high-snr capacity of miso optical intensity channels," in *Proc. IEEE Inf. Theory Workshop (ITW)*, Kaohsiung, Taiwan, Nov. 2017, pp. 6–10.
- [121] J. M. Kahn, J. R. Barry, M. D. Audeh, J. B. Carruthers, W. J. Krause, and G. W. Marsh, "Non-directed infrared links for high-capacity wireless LANs," *IEEE Personal Commun.*, vol. 1, no. 2, pp. 12–25, 2nd quarter 1994.
- [122] D. Tsonev, S. Videv, and H. Haas, "Light fidelity (Li-Fi): Towards all-optical networking," in *Proc. of SPIE*, vol. 9007, 2013, pp. 900 702–1–900 702–10.
- [123] H. Marshoud, D. Dawoud, V. M. Kapinas, G. K. Karagiannidis, S. Muhaidat, and B. Sharif, "MU-MIMO precoding for VLC with imperfect CSI," in *Proc. Int. Workshop Opt. Wireless Commun. (IWOW)*, Sep. 2015, pp. 93–97.
- [124] J. M. H. Elmirghani and R. A. Cryan, "Hybrid PPM-CDMA systems utilising OOC for indoor wireless infrared communication," *Microwave and Opt. Tech. Lett.*, vol. 8, no. 1, pp. 44–47, Jan. 1995.
- [125] B. M. Ghaffari, M. Matinfar, and J. A. Salehi, "Wireless optical CDMA LAN: Digital design concepts," *IEEE Trans. Commun.*, vol. 56, no. 12, pp. 2145–2155, Dec. 2008.
- [126] U. N. Griner and S. Arnon, "Multiuser diffuse indoor wireless infrared communication using equalized synchronous CDMA," *IEEE Trans. on Communications*, vol. 54, pp. 1654–1662, Sep. 2006.
- [127] H. Marshoud, V. M. Kapinas, G. K. Karagiannidis, and S. Muhaidat, "Non-orthogonal multiple access for visible light communications," *IEEE Photon. Technol. Lett.*, vol. 28, no. 1, pp. 51–54, Jan 2016.
- [128] T. V. Pham and A. T. Pham, "Max-min fairness and sum-rate maximization of MU-VLC local networks," in *Proc. IEEE Globecom Workshop Opt. Wireless Commun.*, San Diego, CA, Dec. 2015.
- [129] J. Lian and M. Brandt-Pearce, "Distributed power allocation for multiuser MISO indoor visible light communications," in *Proc. IEEE Global Commun. Conf. (GLOBECOM)*, San Diego, CA, Dec. 2015.
- [130] A. M. Abdelhady, O. Amin, A. Chaaban, and M.-S. Alouini, "Downlink resource allocation for multichannel TDMA visible light communications," in *Proc. of the IEEE Global Conference on Signal and Information Processing (GlobalSIP)*, Washington, D.C., USA, Dec. 2016.
- [131] A. M. Abdelhady, O. Amin, A. Chaaban, B. Shihada, and M. S. Alouini, "Spectral-efficiency-Illumination Pareto front for energy harvesting enabled VLC systems," *IEEE Trans. Commun.*, vol. 67, no. 12, pp. 8557–8572, Dec. 2019.
- [132] M. Kashef, M. Abdallah, and K. Qaraqe, "Power allocation for downlink multi-user SC-FDMA visible light communication systems," in *49th Annu. Conf. Inform. Sci. Syst. (CISS)*, Mar. 2015, pp. 1–5.
- [133] H. Ma, L. Lampe, and S. Hranilovic, "Coordinated broadcasting for multiuser indoor visible light communication systems," *IEEE Trans. Commun.*, vol. 63, no. 9, pp. 3313–3324, Sep. 2015.
- [134] T. M. Cover, "Broadcast channels," *IEEE Trans. on Info. Theory*, vol. IT-18, no. 1, pp. 2–14, Jan. 1972.
- [135] R. Ahlswede, "Multi-way communication channels," in *Proc. 2nd Int. Symp. Inf. Theory*, Tsahkadsor, Armenian S.S.R., Sep. 1971, pp. 23–52.
- [136] H. H. J. Liao, "Multiple Access Channels," Ph.D. dissertation, Department of Electrical Engineering, University of Hawaii, Honolulu, Sep. 1972.
- [137] A. Lapidoth and S. M. Moser, "On the capacity of the discrete-time Poisson channel," *IEEE Trans. on Info. Theory*, vol. 55, no. 1, pp. 303–322, Jan. 2009.
- [138] A. Lapidoth, J. H. Shapiro, V. Venkatesan, and L. Wang, "The discrete-time poisson channel at low input powers," *IEEE Tran. Inf. Theory*, vol. 57, no. 6, pp. 3260–3272, June 2011.
- [139] H. Kim, B. Nachman, and A. E. Gamal, "Superposition coding is almost always optimal for the poisson broadcast channel," *IEEE Tran. Inf. Theory*, vol. 62, no. 4, pp. 1782–1794, April 2016.
- [140] A. Lapidoth and S. Shamai, "The Poisson multiple-access channel," *IEEE Tran. Inf. Theory*, vol. 44, no. 2, pp. 488–501, Mar 1998.
- [141] A. Chaaban, Z. Rezki, and M.-S. Alouini, "On the capacity of the intensity-modulation direct-detection optical broadcast channel," *IEEE Trans. Wireless Commun.*, vol. 15, no. 5, pp. 3114–3130, May 2016.
- [142] A. Chaaban, O. M. S. Al-Ebraheemy, T. Y. Al-Naffouri, and M. S. Alouini, "Capacity bounds for the Gaussian IM-DD optical multiple-access channel," *IEEE Trans. Wireless Commun.*, vol. 16, no. 5, pp. 3328–3340, May 2017.
- [143] M. Soltani, Z. Rezki, and A. Chaaban, "Sum-capacity-achieving distributions in the input-dependent Gaussian noise optical multiple access channel with peak and average intensity constraints," in *Proc. Canadian Workshop Inf. Theory (CWIT)*, Hamilton, Canada, June 2019.
- [144] B. Mamandipoor, K. Moshksar, and A. K. Khandani, "Capacity-achieving distributions in Gaussian multiple access channel with peak power constraint," *IEEE Trans. Inf. Theory*, vol. 60, no. 10, pp. 6080–6092, Oct. 2014.
- [145] A. Mostafa and L. Lampe, "Optimal and robust beamforming for secure transmission in MISO visible-light communication links," *IEEE Trans. Sig. Process.*, vol. 64, no. 24, pp. 6501–6516, 2016.
- [146] —, "Physical-layer security for MISO visible light communication channels," *IEEE J. Sel. Areas Commun.*, vol. 33, no. 9, pp. 1806–1818, 2015.
- [147] M. Soltani and Z. Rezki, "Optical wiretap channel with input-dependent Gaussian noise under peak-and average-intensity constraints," *IEEE Trans. Inf. Theory*, vol. 64, no. 10, pp. 6878–6893, 2018.
- [148] M.-A. Arfaoui, H. Zaid, Z. Rezki, A. Ghrayeb, A. Chaaban, and M.-S. Alouini, "Artificial Noise Based Beamforming for the MISO VLC Wiretap Channel," *IEEE Trans. Commun.*, vol. 67, no. 4, Apr. 2019.
- [149] Z. Zhang, A. Chaaban, and L. Lampe, "Physical layer security of LiFi systems," *Phil. Trans. Royal Soc. A*, 2019.
- [150] J. Wang, C. Liu, J. Wang, Y. Wu, M. Lin, and J. Cheng, "Physical-layer security for indoor visible light communications: Secrecy capacity analysis," *IEEE Trans Commun.*, 2018.
- [151] Z. Zhang and A. Chaaban, "On the capacity of the two-user IM/DD interference channel," in *16th Canadian Workshop Inf. Theory (CWIT)*, Hamilton, Canada, June 2019.
- [152] J. Pierce, E. Posner, and E. Rodemich, "The capacity of the photon counting channel," *IEEE Tran. Inf. Theory*, vol. 27, no. 1, pp. 61–77, Jan. 1981.

- [153] S. Shamaï, "Capacity of a pulse amplitude modulated direct detection photon channel," *IEEE Proceedings I - Communications, Speech and Vision*, vol. 137, no. 6, pp. 424–430, Dec 1990.
- [154] A. Martinez, "Spectral efficiency of optical direct detection," *Journal of the Optical Society of America B*, vol. 24, no. 4, pp. 739–749, Apr. 2007.
- [155] J. Cao, S. Hranilovic, and J. Chen, "Capacity-achieving distributions for the discrete-time Poisson channel – Part I: General properties and numerical techniques," *IEEE Trans. Commun.*, vol. 62, no. 1, pp. 194–202, Jan. 2014.
- [156] M. Soltani and Z. Rezki, "The discrete-time Poisson optical wiretap channel with peak intensity constraints," in *Proceedings of the IEEE Int. Symp. Inf. Theory*, Paris, France, July 2019.
- [157] Y. Kabanov, "The capacity of a channel of the Poisson type," *Theory of Probability and Its Applications*, vol. 23, no. 1, pp. 143–147, 1976.
- [158] M. H. A. Davis, "Capacity and cutoff rate for Poisson-type channels," *IEEE Trans. on Info. Theory*, vol. 26, no. 6, pp. 710–715, Nov. 1980.
- [159] A. Laourine and A. B. Wagner, "The degraded Poisson wiretap channel," *IEEE Tran. Inf. Theory*, vol. 58, no. 12, pp. 7073–7085, Dec. 2012.
- [160] A. T. Mecherikunnel and J. C. Richmond, "Spectral distribution of solar radiation (NASA-TM-82021)," *NASA Technical Memorandum 82021*, Sept. 1980.
- [161] *An overview of laser diode characteristics - AN05*, ILX Lightwave Corporation, 2005.
- [162] *818 series calibrated photodiode sensors*, Newport Corporation.
- [163] S. Hranilovic, "Minimum bandwidth optical intensity Nyquist pulses," *IEEE Trans. Commun.*, vol. 55, no. 3, pp. 574–583, Mar. 2007.
- [164] J. Proakis and M. Salehi, *Digital Communications, 5th Edition*. The McGraw-Hill Companies, Inc., 2008.
- [165] J. Wang, Z. Yang, Y. Wang, and M. Chen, "On the performance of spatial modulation-based optical wireless communications," *IEEE Photonics Technol. Letters*, vol. 28, no. 19, pp. 2094–2097, Oct 2016.
- [166] J. Wang, J. Wang, M. Chen, and J. Wang, "Capacity bounds for dimmable visible light communications using PIN photodiodes with input-dependent Gaussian noise," in *IEEE Global Commun. Conf.*, Dec 2014, pp. 2066–2071.
- [167] G. Aminian, H. Ghourchian, A. Gohari, M. Mirmohseni, and M. Nasiri-Kenari, "On the capacity of signal dependent noise channels," in *Iran Workshop Commun. Inf. Theory (IWCIT)*, May 2017, pp. 1–6.
- [168] H. Ghourchian, G. Aminian, A. Gohari, M. Mirmohseni, and M. Nasiri-Kenari, "On the capacity of a class of signal-dependent noise channels," *IEEE Trans Inf. Theory*, 2018.
- [169] K. A. Dadamahalleh and G. A. Hodtani, "A general upper bound for FSO channel capacity with input-dependent Gaussian noise and the corresponding optimal input distribution," in *IEEE Int. Symp. Inf. Theory*, July 2013, pp. 1700–1704.
- [170] A. Elmoslimany and T. M. Duman, "On the discreteness of capacity-achieving distributions for fading and signal-dependent noise channels with amplitude-limited inputs," *IEEE Trans. Inf. Theory*, vol. 64, no. 2, pp. 1163–1177, Feb. 2018.
- [171] M. Soltani and Z. Rezki, "Results on the rate-equivocation region of the degraded signal-dependent noise wiretap channel," *IEEE Commun. Lett.*, vol. 24, no. 9, pp. 1914–1918, Sep. 2020.
- [172] K. Xu, H. Yu, Y. Zhu, and Y. Sun, "On the ergodic channel capacity for indoor visible light communication systems," *IEEE Access*, vol. 5, pp. 833–841, 2017.
- [173] D. H. Sliney and S. L. Trokel, *Safety Standards and Laser Exposure Limits*. New York, NY: Springer New York, 1993, pp. 87–97.
- [174] W.K.E. Osterhaus, "Office lighting: A review of 80 years of standards and recommendations," in *IEEE Industry Applications Conf. Twenty-Eighth IAS Annual Meeting*, United States. Dept. of Energy, 5 1993.
- [175] A. C. Boucouvalas, "IEC 825-1 eye safety classification of some consumer electronic products," in *IEE Colloquium on Optical Free Space Communication Links*, Feb 1996, pp. 13/1–13/6.
- [176] J. Wang, M. K. Haldar, L. Li, and F. V. C. Mendis, "Enhancement of modulation bandwidth of laser diodes by injection locking," *IEEE Photonics Technol. Letters*, vol. 8, no. 1, pp. 34–36, Jan 1996.
- [177] K. J. Quirk and J. W. Gin, "Optical PPM combining loss for photon counting receivers," in *Proc. IEEE Military Commun. Conf. (MIL-COM)*, Washington, DC, Oct. 2006.
- [178] S. G. Wilson, M. Brandt-Pearce, Q. Cao, and J. H. Leveque, "Free-space optical MIMO transmission with Q-ary PPM," *IEEE Trans. Commun.*, vol. 53, no. 8, pp. 1402–1412, Aug 2005.
- [179] S. G. Wilson, M. Brandt-Pearce, Q. Cao, and M. Baedke, "Optical repetition MIMO transmission with multipulse PPM," *IEEE J. Sel. Areas Commun.*, vol. 23, no. 9, pp. 1901–1910, Sep. 2005.
- [180] J. R. Barry, J. M. Kahn, W. J. Krause, E. A. Lee, and D. G. Messerschmitt, "Simulation of multipath impulse response for indoor wireless optical channels," *IEEE J. Sel. Areas Commun.*, vol. 11, no. 3, pp. 367–379, Apr. 1993.
- [181] S. Arnon, "Effects of atmospheric turbulence and building sway on optical wireless-communication systems," *Opt. Lett.*, vol. 28, no. 2, pp. 129–131, Jan 2003.
- [182] X. Liu, "Free-space optics optimization models for building sway and atmospheric interference using variable wavelength," *IEEE Trans. on Communications*, vol. 57, no. 2, pp. 492–498, Feb. 2009.
- [183] W. Gappmair, S. Hranilovic, and E. Leitgeb, "OOK performance for terrestrial FSO links in turbulent atmosphere with pointing errors modeled by Hoyt distributions," *IEEE Commun. Lett.*, vol. 15, no. 8, pp. 875–877, Aug. 2011.
- [184] H. AlQuwaiee, H. Yang, and M. S. Alouini, "On the asymptotic capacity of dual-aperture FSO systems with generalized pointing error model," *IEEE Trans. Wireless Commun.*, vol. 15, no. 9, pp. 6502–6512, Sept. 2016.
- [185] I. B. Djordjevic, "Adaptive modulation and coding for free-space optical channels," *IEEE/OSA Journal of Optical Communications and Networking*, vol. 2, no. 5, pp. 221–229, May 2010.
- [186] C. E. Shannon, "A mathematical theory of communication," *The Bell System Technical Journal*, vol. 27, pp. 379–423, 623–656, 1948.
- [187] T. Cover and J. Thomas, *Elements of Information Theory (Second Edition)*. John Wiley and Sons, Inc., 2006.
- [188] R. Blahut, "Computation of channel capacity and rate-distortion functions," *IEEE Trans. Inf. Theory*, vol. 18, no. 4, pp. 460–473, 1972.
- [189] S. Arimoto, "An algorithm for computing the capacity of arbitrary discrete memoryless channels," *IEEE Trans. Inf. Theory*, vol. 18, no. 1, pp. 14–20, 1972.
- [190] J. G. Smith, "The information capacity of amplitude- and variance-constrained scalar Gaussian channels," *Information and Control*, vol. 18, no. 3, pp. 203–219, 1971.
- [191] S. Shamaï (Shitz) and I. Bar-David, "The capacity of average and peak-power-limited quadrature Gaussian channels," *IEEE Trans. Inf. Theory*, vol. 41, no. 4, pp. 1060–1071, Jul. 1995.
- [192] I. C. Abou-Faycal, M. D. Trott, and S. S. (Shitz), "The capacity of discrete-time memoryless Rayleigh-fading channels," *IEEE Trans. Inf. Theory*, vol. 47, no. 4, pp. 1290–1301, May 2001.
- [193] A. Goldsmith, *Wireless Communications*. Cambridge University Press, 2005.
- [194] S. Boyd and L. Vandenberghe, *Convex Optimization*. Cambridge University Press, 2004.
- [195] A. Lapidoth and S. M. Moser, "Capacity bounds via duality with applications to multiple-antenna systems on flat-fading channels," *IEEE Trans. Inf. Theory*, vol. 49, no. 10, pp. 2426–2467, Oct. 2003.
- [196] C. E. Shannon, "Communication in the presence of noise," *Proceedings of the IRE*, vol. 37, no. 1, pp. 10–21, Jan. 1949.
- [197] A. L. McKellips, "Simple tight bounds on capacity for the peak-limited discrete-time channel," in *Int. Symp. Inf. Theory*, June 2004, pp. 348–348.
- [198] A. Thangaraj, G. Kramer, and G. Böcherer, "Capacity bounds for discrete-time, amplitude-constrained, additive white Gaussian noise channels," *IEEE Trans. Inf. Theory*, vol. 63, no. 7, pp. 4172–4182, July 2017.
- [199] J. M. Wozencraft and I. M. Jacobs, *Principles of Communication Engineering*. John Wiley and Sons, Inc., 1965.
- [200] A. Chaaban, J.-M. Morvan, and M.-S. Alouini, "Free-space optical communications: Capacity bounds, approximations, and a new sphere-packing perspective," *KAUST Technical Report* <http://hdl.handle.net/10754/552096>, Apr. 2015.
- [201] S. Rabinowitz, "The volume of an n-simplex with many equal edges," *Missouri Journal of Mathematical Sciences*, vol. 1, pp. 11–17, 1989.
- [202] M. Abramowitz and I. A. Stegun, *Handbook of Mathematical Functions*. Dover Publications, 1964.
- [203] V. V. Prelov and E. C. van der Meulen, "An asymptotic expression for the information and capacity of a multidimensional channel with weak input signals," *IEEE Trans. Inf. Theory*, vol. 39, no. 5, pp. 1728–1735, Sep. 1993.
- [204] A. M. Abdelhady, O. Amin, A. Chaaban, B. Shihada, and M. Alouini, "Downlink resource allocation for dynamic TDMA-based VLC systems," *IEEE Trans. Wireless Commun.*, vol. 18, no. 1, pp. 108–120, Jan 2019.
- [205] L. Li, S. M. Moser, L. Wang, and M. A. Wigger, "On the capacity of block fading optical wireless channels," in *Proc. IEEE Global Commun. Conf. (GLOBECOM)*, Waikoloa, Hawaii, USA, Dec. 2019.

- [206] S. Haas, "Capacity of and coding for multiple-aperture, wireless, optical communications," Ph.D. dissertation, Massachusetts Institute of Technology, Cambridge, Massachusetts, USA, 2003.
- [207] D. Guo, S. Shamai, and S. Verdú, "Mutual information and minimum mean-square error in Gaussian channels," *IEEE Trans. Inf. Theory*, vol. 51, no. 4, pp. 1261–1282, April 2005.
- [208] A. E. Gamal and Y.-H. Kim, *Network Information Theory*. Cambridge University Press, 2011.
- [209] A. Chaaban, Z. Rezk, and M.-S. Alouini, "On the capacity of the 2-user IM-DD optical broadcast channel," in *IEEE Globecom Workshop on Optical Wireless Communication*, San Diego, CA, Dec. 2015.
- [210] P. Bergmans, "A simple converse for broadcast channels with additive white Gaussian noise," *IEEE Trans. on Info. Theory*, vol. 20, no. 2, pp. 279–280, March 1974.
- [211] J. Zhou and W. Zhang, "Bounds on the capacity region of the optical intensity multiple access channel," *IEEE Trans. Commun.*, vol. 67, no. 11, pp. 7629–7641, Nov 2019.
- [212] A. Mostafa, "Physical-layer security for visible-light communication systems," Ph.D. dissertation, University of British Columbia, Vancouver, Canada, 2017.
- [213] I. Abdalla, M. B. Rahaim, and T. D. C. Little, "Interference in multi-user optical wireless communications systems," *Phil. Trans. R. Soc. A*, vol. 378, no. 20190190, March 2020.
- [214] S. Ma, H. Li, Y. He, R. Yang, S. Lu, W. Cao, , and S. Li, "Capacity bounds and interference management for interference channel in visible light communication networks," *IEEE Trans. Wireless Commun.*, vol. 18, no. 1, pp. 182–193, 2019.
- [215] M. Obeed, A. M. Salhab, S. A. Zummo, and M.-S. Alouini, "Joint optimization of power allocation and load balancing for hybrid VLC/RF networks," *J. Opt. Commun. Netw.*, vol. 10, no. 5, pp. 553–562, May 2018.
- [216] M. Obeed, A. M. Salhab, M. S. Alouini, and S. A. Zummo, "On optimizing VLC networks for downlink multi-user transmission: A survey," *IEEE Commun. Surveys Tuts.*, vol. 21, no. 3, pp. 2947–2976, 2019.