

Policy choice in experiments with unknown interference^{*}

Davide Viviano[†]

October 15, 2021

Abstract

This paper discusses experimental design for inference and estimation of individualized treatment allocation rules in the presence of *unknown* interference, with units being organized into large independent clusters. The contribution is two-fold. First, we design a short pilot study with few clusters for testing whether base-line interventions are welfare-maximizing, with its rejection motivating larger-scale experimentation. Second, we introduce an *adaptive* randomization procedure to estimate welfare-maximizing individual treatment allocation rules valid under unobserved interference. We propose non-parametric estimators of direct treatments and marginal spillover effects, which serve for hypothesis testing and policy-design. We discuss the asymptotic properties of the estimators and small sample regret guarantees of the estimated policy. Finally, we illustrate the method's advantage in simulations calibrated to an existing experiment on information diffusion.

Keywords: Policy Targeting, Causal Inference, Experimental Design, Welfare Maximization, Spillovers, Individualized Treatments.

JEL Codes: C10, C14, C31, C54.

^{*}I thank Graham Elliott, James Fowler, Yixiao Sun and Kaspar Wüthrich for helpful comments and discussion. All mistakes are my own.

[†]Department of Economics, UC San Diego. Correspondence: dviviano@ucsd.edu.

1 Introduction

One of the main objectives of experiments for policy-makers is to identify the most effective policy. This paper addresses two questions of independent interest that the decision-maker faces in practice: (i) “Does the baseline policy lead to the largest welfare compared to *any* possible alternative, and, hence, is a possibly large-scale experiment necessary for improving current decisions?” (ii) “How should the experiment be designed for estimating welfare-maximizing treatment allocation rules?”. These questions are challenged by the presence of *unobserved* interference: treatment effects may spillover into unknown dimensions across individuals as a result of unobserved interactions.

We answer these questions in a setting where units are organized into large independent clusters, such as cities, schools, or districts. Within each cluster, interference occurs through an unobserved network. Policies define individual-specific probabilistic treatment allocation rules. For inference on baseline interventions, we propose a short pilot study consisting of sampling n units from only *two or more* clusters in a single period. For estimation of welfare-maximizing decisions, we instead design a larger-scale experiment consisting of *sequential* randomizations, with the number of clusters being twice as large as the number of periods of experimentation.

The contribution of this paper is two-fold. First, we introduce, to the best of our knowledge, the first procedure that allows us to formally test whether treatment allocation rules are welfare-maximizing decisions (i.e., they outperform *any* possible alternative) under network interference, without imposing parametric assumptions. Second, we propose the first *adaptive* experiment for the design of treatment allocation rules that allows for *unknown* interference. The experiment has two desirable properties: (1) it estimates the welfare-maximizing allocation rule at the population level; (2) it guarantees control of the average and worst-case in-sample welfare loss relative to the best-performing policy across all clusters participating in the experiment. We allow the treatment assignment mechanism to possibly depend on a given set of observable covariates and exploit *unobserved* heterogeneity in treatment and spillover effects for targeting individualized treatments. One key aspect of the design is that we remain agnostic on each cluster’s interference mechanism.

For each pair of clusters, the design consists of deterministically assigning a given cluster to a target policy and the other cluster in the pair to the same policy with a *local* deviation. We then independently assign treatments to individuals within each cluster based on cluster-specific individualized treatment rules. This allows *non-parametric* and consistent estimation of direct effect and marginal spillover effects in the presence of *finitely* many clusters. The estimators serve to test whether current decisions are welfare-maximizing and guide future treatment assignments to maximize welfare through sequential randomizations.

Our framework encompasses a large number of examples from the literature where interference naturally occurs: information campaigns (Banerjee et al., 2013; Bond et al., 2012; Jones et al., 2017), cash transfer programs (Egger et al., 2019), health-programs

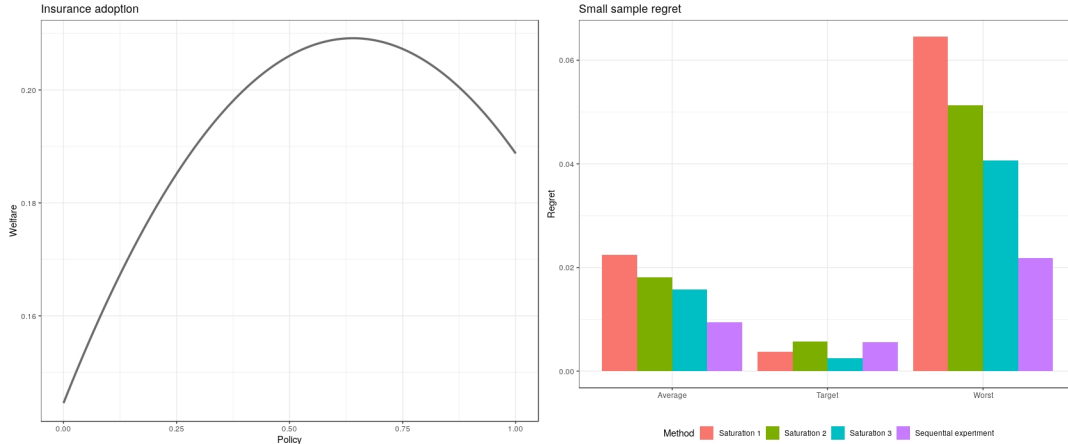


Figure 1: Data on insurance adoption in rural China from [Cai et al. \(2015\)](#). The left panel reports the probability of insurance adoption as a function of the percentage of treated individuals, showing decreasing marginal effects. The right panel reports the average regret from the experimental design on the experimental participants (first column), the regret on the target population from deploying the estimated policy (middle column), the worst regret from the experimental design across clusters (right column). The regret of the proposed design is colored in purple. Further details are discussed in Section 7.

([Kim et al., 2015](#)), development and public policy programs ([Baird et al., 2018](#); [Muralidharan et al., 2017](#); [Muralidharan and Niehaus, 2017](#)), subsidies campaigns ([Dupas, 2014](#)), and marketing campaigns ([Zubcsek and Sarvary, 2011](#)) among others. For an illustrative example, consider the problem of maximizing insurance adoption among farmers in rural villages subject to environmental disasters ([Cai et al., 2015](#)). Three main facts must be taken into consideration when designing an information session: (a) effects may spillover within two individuals connected under an unobserved - or often very expensive to collect ([Breza et al., 2020](#)) - network structure; (b) treating all units may be sub-optimal since the overall effect of the treatment on each individual may have decreasing marginal effects on the number of friends participating in information sessions, as shown in the left panel of Figure 1; (c) the design must detect the welfare-maximizing decision for target villages while having *minimal harm* on in-sample villages. The right panel in Figure 1 illustrates (c), where we compare the proposed design (colored in purple), to three alternative saturation experiments ([Pouget-Abadie, 2018](#); [Baird et al., 2018](#)) with a *correctly specified* extrapolation model for policy-choice.¹ In the figure, we compare the regrets,

¹These are global experiments consisting of first randomizing clusters to different probabilities of treatment assignment uniformly, and then randomizing treatments within each cluster at the individual level, with the estimated optimal assignment obtained after correctly specifying a quadratic regression of welfare onto the saturation probabilities.

i.e., the difference between the maximum attainable welfare and the social welfare attained when deployed a given policy. The figure shows that all designs lead to comparable regret once the estimated policy is deployed in new villages (column at the center). However, the saturation experiments lead to a significantly larger regret on the experimental participants (in-sample regret) both once averaged across all clusters (left-column) and once the worst-case regret across all clusters is considered (right-column). Intuitively, a standard saturation experiment requires substantial exploration to detect welfare-maximizing decisions, which causes large in-sample regret. On the contrary, the proposed design exploits local cluster variation for policy design, minimizing the worst regret across all the clusters and the out-of-sample regret. One additional feature is considered: the global effects of the treatments may differ based on the education or age of the treated individuals. Whenever policy-makers target heterogeneously individuals, we exploit local variation in spillover effects and the direct treatment effects weighted by the marginal probability of treatments to design targeting policies.

We now discuss our contributions in detail. The first contribution consists of identification and estimation of marginal effects under interference through a small pilot study. The key idea for identifying marginal effects is to exploit the independence of treatment assignments, conditional, on the assignment mechanism and the between cluster variation. Given an exogenous individual-specific assignment mechanism, *without loss of generality*, outcomes are defined as the sum of an individual specific mean function, which depends on an individual assignment, covariates, and the *assignment mechanism*, as well as unobservables. Unobservables also depend on other units' treatment assignments and covariates as a result of unobserved interference. We impose restrictions on the maximum cross-sectional dependence growing at a slower rate than the sample size, without, however, requiring knowledge of the dependence structure. Under the above decomposition, the marginal welfare effects of a local change in policy depend on the direct effect of the treatment, weighted by the marginal change in the probability of exposure, and the marginal spillover effect, for a given level of individual-treatment assignment. These two components are separately estimated non-parametrically by exploiting the within-cluster independence of treatment assignments and the between-cluster *local* variation of policy assignment. The paired design guarantees a vanishing bias of the proposed estimator. Our approach allows not to impose assumptions on potential outcomes under *all* possible assignment mechanisms (Hudgens and Halloran, 2008), and to leave unspecified the exposure mapping (i.e., how units interact with each other) (Aronow et al., 2017) within each cluster.

The second contribution consists of inference on policy-optimality of treatment allocation rules under interference. We exploit a simple, testable implication: under differentiability of the objective function (but not necessarily concavity), welfare-maximizing policies must have marginal effects equal to zero as long as those are not at the boundaries of the decision space. We discuss a practical test statistic for testing the null hypothesis of global optimality based on the estimated marginal effect and derive its asymptotic properties. We use results from Ibragimov and Müller (2010) to conduct inference without necessi-

tating within-cluster variance estimation. The idea of using the information on marginal effects for policy-design connects to the literature on optimal taxation (Saez, 2001; Kasy, 2017, 2018), which differently considers observational studies with independent units. To the best of our knowledge, the above testable implication has not been used in previous literature for testing for the optimality of individualized treatment allocation rules.²

The third contribution is the design of the sequential experiment to estimate welfare-maximizing individualized treatments under unknown interference. The sequential experiment for policy-design presents one major challenge: the estimated treatment assignment rule over each iteration is data-dependent, and the time-dependence of unobservables may lead to a confounded experiment. This problem is generally not incurred in adaptive experiments, where units are assumed to be drawn without replacements (Kasy and Sautmann, 2019; Wager and Xu, 2019). We break dependence using a novel cross-fitting algorithm (Chernozhukov et al., 2018), where, in our case, the algorithm consists of “circular” updates of the policies using information from subsequent clusters. The circular approach’s key idea is that treatments in each pair depend on the outcomes and assignments in the subsequent pair, in the *previous* period. As a result, as long as the number of pairs of clusters exceeds the number of iterations, the experiment is never confounded.

We use a gradient descent method for policy updates (Bottou et al., 2018). The choice of the learning rate allows for *strict* quasi-concavity through the gradient’s norm rescaling (Hazan et al., 2015), while it controls the gradient’s estimation error and the error resulting from the circular updates. Wager and Xu (2019) discuss local experimentation in the different context of estimation of prices in a single two-sided market with asymptotically independent agents, through randomization of prices to individuals. However, as noted by the authors, the assumptions imposed in the above reference do not allow for unknown interference. These differences motivate our identification strategy and algorithmic procedures, which exploits two-level local randomization at the cluster and individual level instead of individual-based randomization, as well as our proposed non-parametric estimator of marginal effects based on the clustering, which estimates separately direct and marginal spillover effects.

From a theoretical perspective, we discuss small sample guarantees of the proposed design. Under regularity conditions, we show that the *worst-case* in-sample regret across all clusters converges to zero at rate $\log(T)/T$, where T denotes the number of iterations. We also show that the *out-of-sample* regret, i.e., the regret incurred after deploying the estimated policy on a new sample, scales to zero at a rate $1/T$.

Finally, we discuss extensions allowing for dynamic effects and using local deviations over triads of clusters for detecting marginal effects over time. We conclude our discussion with a calibrated experiment. Using data from Cai et al. (2015), we show the advantages of the method relative to existing experimental designs.

²The reader may refer to Section 1.1 for a comprehensive discussion and comparison with previous literature on statistical treatment choice.

The rest of the paper is organized as follows. We discuss the set-up, and the definition of welfare in Section 2. We introduce the marginal effects’ estimator in Section 3. We discuss hypothesis testing in Section 4. The adaptive experiment for policy-design is introduced in Section 5. Section 6 presents an extension in the presence of dynamic effects. Section 7 collects the numerical experiments and Section 8 concludes.

1.1 Related literature

This paper relates to three main strands of literature: (i) experimental design; (ii) causal inference under network interference; (iii) empirical welfare maximization and statistical treatment choice. We review the main references in the following lines.

In the context of experimental design under network interference, common designs include clustered experiments (Eckles et al., 2017; Taylor and Eckles, 2018; Ugander et al., 2013) and saturation design experiments (Baird et al., 2018; Basse and Feller, 2018; Pouget-Abadie, 2018). However, our analysis focuses on detecting welfare-maximizing policies instead of inference on treatment and spillover effects differently from those designs. The different target estimand motivates the sequential procedure of our experiment. Recent literature discusses alternative design mechanisms for inference on treatment effects only, often assuming knowledge of the underlying network structure. Examples include Basse and Airoidi (2018b), which only allows for dependence but not interference, Jagadeesan et al. (2020) who discuss the design of experiments for estimating *direct* treatment effects only in the presence of observed networks, Breza et al. (2020) which discuss inference on treatment effects with aggregated relational data, and Viviano (2020) who discusses the design of two-wave experiments under an observed network, focusing on variance reduction of treatment effect estimators. Additional references include Basse and Airoidi (2018a) that discuss limitations of design-based causal inference under interference, Kang and Imbens (2016), which discuss encouragement designs instead in the presence of interference. None of the above references neither address the problem of policy-design nor discuss inference on welfare-maximizing policies.

Our paper also relates to the literature on adaptive experimentation, which includes experimentation through first-order approximation methods (Bubeck et al., 2017; Flaxman et al., 2004; Kleinberg, 2005), and local optimization of prices in a market-place (Wager and Xu, 2019). However, these references focus on individual-level randomization procedure, as opposed to the cluster-based and individual-based sequential procedure proposed in the current paper, due to the absence of *unknown* interference. Additional references include bandit algorithms, Thompson sampling (Cesa-Bianchi and Lugosi, 2006; Bubeck et al., 2012; Russo et al., 2017), and the recent econometric literature on adaptive and two-stage experiments (Kasy and Sautmann, 2019; Bai, 2019; Tabord-Meehan, 2018) which, however, does not allow for network interference.

We build a connection to the literature on inference under interference (Aronow et al., 2017; Manski, 2013; Leung, 2020; Ogburn et al., 2017; Choi, 2017; Forastiere et al., 2020;

Vazquez-Bare, 2017; Athey et al., 2018; Goldsmith-Pinkham and Imbens, 2013; Doudchenko et al., 2020; Christakis et al., 2020; Bhattacharya et al., 2019; Li and Wager, 2020). Unlike the current paper, the above references focus on inference on treatment effects instead of inference on welfare-maximizing policies. Sävje et al. (2020) discuss conditions for valid inference of the *direct* effect of treatment only, under unknown interference, focusing on an offline setting. In contrast, estimating optimal policies requires estimating the marginal spillover effects, which motivate further theoretical analysis and experimental design discussed in the current paper. Viviano (2019) discusses instead targeting on networks in an off-line scenario, where data are observed from an existing experiment or quasi-experiment, without therefore discussing the problem of experimental design. Finally, Li et al. (2019), Graham et al. (2010), Bhattacharya (2009) consider the problem of optimal *allocation of individuals* across *small* groups such as room’s dormitories, using data from a single wave experiment. However, the above procedures neither allow for the design of individualized treatment allocation rules nor sequential experimentation.

This paper also contributes to the growing literature on statistical treatment rules by proposing a design mechanism to test and estimate treatment allocation rules. References on off-line policy estimation include Manski (2004), Athey and Wager (2020) Kitagawa and Tetenov (2018) Kitagawa and Tetenov (2019), Elliott and Lieli (2013), Mbakop and Tabord-Meehan (2016), Bhattacharya and Dupas (2012), Dehejia (2005), Stoye (2009), Stoye (2012), Tetenov (2012), Murphy (2003), Nie et al. (2020), Kallus (2017), Lu et al. (2018) among others. However, none of the above references allows for network interference.

Finally, the literature on inference on welfare-maximizing decisions has mostly focused on constructing confidence intervals around welfare estimators, which, however, do not permit to compare a target policy against any possible alternative (Guo et al., 2020; Chin et al., 2018; Kato and Kaneko, 2020; Zhang et al., 2020; Hadad et al., 2019; Andrews et al., 2019; Imai and Li, 2019; Bhattacharya et al., 2013; Luedtke and Van Der Laan, 2016). In the context of independent observations, exceptions are Armstrong and Shen (2015); Rai (2018); Kasy (2016), which propose procedures for constructing sets of welfare-maximizing policies (or rank of policies), whose validity, however, does not allow for dependence and interference, and which often require global optimization procedures. Finally, Hirano and Porter (2020) discuss first order local asymptotics without however discussing inference on marginal effects.

2 Interference and welfare

This section discusses the model, the definition of welfare, and the estimand of interest.

2.1 Assignment mechanism

We start by introducing necessary notation. We define $Y_{i,t} \in \mathcal{Y}$ the outcome of interest of unit i at time t , $D_{i,t} \in \{0, 1\}$ the treatment assignment of unit i at time t . We define

$$X_i \in \mathcal{X}, \quad X_i \sim F_X$$

base-line time-invariant observable covariates, assumed to be identically distributed across units.

Units are assumed to be organized into K independent *large* clusters. We denote $k(i) \in \{1, \dots, K\}$ the cluster of unit i , N_k the number of units in cluster k , $N = \sum_{k=1}^K N_k$. For notational convenience only, we assume that $N_k = N/K = n$, while all our results extend to the case of different-sized clusters.³ Interference *within* each cluster occurs in unknown dimensions. However, no interference between clusters is allowed. Therefore, throughout the rest of our discussion, we will implicitly assume that SUTVA (Rubin, 1990) holds at the cluster level only.

Let

$$e(\cdot; \beta) : \mathcal{X} \mapsto \mathcal{E} \subset (0, 1), \quad \beta \in \mathcal{B}, \quad (1)$$

denote a class of individual treatment assignments, where β denotes a vector of parameters, and $e(x; \beta)$ is a twice continuously differentiable function. We denote $\dim(\beta) = p$.

We now define a (conditional) Bernoulli allocation rule as follows.

Definition 2.1 (Conditional Bernoulli allocation rule). A Bernoulli allocation rule with parameters $\beta_t = \{(\beta_{k,0}, \dots, \beta_{k,t})\}_{k \in \{1, \dots, K\}}$, assigns treatment as follows

$$D_{i,t} | X_i = x \sim \text{Bern}\left(e(x; \beta_{k(i),t})\right),$$

independently across units and time.

Definition 2.1 defines an allocation where treatments are assigned independently in each cluster, with cluster-specific and time specific conditional assignments $e(X_i; \beta_{k(i),t})$, parametrized by the *exogenous* vector of parameters β_t .

We discuss an example in the following lines.

Example 2.1 (Homogenous treatment). Suppose that the researcher assigns treatments homogenously in the population, i.e., $X_i = \emptyset$. Treatments are then assigned as

$$e(x; \beta) = \beta, \quad \beta \in (0, 1),$$

where β denotes the probability of treatment.

³The reader may refer to the Appendix (e.g., Lemma B.8) to see how the different cluster's size impact the properties of the method.

2.2 Outcomes and interference

Under a conditional Bernoulli allocation rule, we can define outcomes as functions of distribution of the treatment assignments and unobservables and the realized treatment assignments of units within each cluster. Namely, *without loss of generality*, under a conditional Bernoulli assignment, outcomes within each cluster are defined as

$$Y_{i,t} = \tilde{m}_i(D_{i,t}, X_i, \beta_{k(i),1:t}) + \varepsilon_{i,t}, \quad \mathbb{E}_{\beta_{k(i),1:t}}[\varepsilon_{i,t}|X_i, D_{i,t}] = 0, \quad (2)$$

where $\mathbb{E}_{\beta_{k,1:t}}[\cdot]$ is the expectation operator under the distribution of treatment assignments in cluster k from time 1 to time t , as well as over *covariates* of units $j \neq i$. Observe that the above equation is a simple decomposition, and it does not require any assumption other than no-interference between clusters.

The function $\tilde{m}_i(\cdot)$ depends on three main effects: (i) direct effect of the treatment ($D_{i,t}$); (ii) *average* spillover effects induced by the policy $\beta_{k(i),1:t}$; (iii) unknown heterogeneity in direct and spillover effects, captured by the sub-index i . Spillover propagation mechanisms are left unspecified. As a result, unobservables $\varepsilon_{i,t}$ depend arbitrarily and heterogeneously on treatment assignments of other units in the cluster (i.e., $\varepsilon_{i,t}$ are not identically distributed across units).

Motivated by empirical studies (Cai et al., 2015; Banerjee et al., 2013), we assume that units within each cluster are connected under a possibly unobserved network structure, and interference occurs within *unknown* neighborhoods, whose size is allowed to grow with the number of units within each cluster. Local interference is a common assumption in causal inference and network interference, see e.g., Sävje et al. (2020), Forastiere et al. (2020), Aronow et al. (2017), and the discussion in Athey et al. (2018). In our setting, it is motivated by the presence of *finitely many large* clusters. For expositional convenience, we also assume that \tilde{m}_i only depends on the present and not past assignment mechanism, imposing that average treatment effects do not carry over in time (Athey and Imbens, 2018). We extend our framework to carry-over effects in Section 6.

Assumption 1 (Outcomes under conditional Bernoulli allocation rule). For any conditional Bernoulli allocation rule as defined in Definition 2.1, with (exogenous) parameters β_t , assume that $\forall(i, t)$

- (A) Let $\tilde{m}_i(d, x, \beta_{k,1:t}) = m_i(d, x, \beta_{k,t})$, for some unknown function $m_i(\cdot)$;
- (B) $(\varepsilon_{i,t}, X_i)$ depends on at most γ_n many contemporaneous unobservables $\{(\varepsilon_{j,t}, X_j)\}_{j:k(j)=k(i)}$, for some $\gamma_n/n^{1/4} \rightarrow 0$, while being independent with observables and unobservables in different clusters.⁴

Assumption 1 (A) assumes that treatment do not carry-over in time. This condition is imposed for expositional convenience only, and extensions are discussed in later sections.

⁴Formally, for any unit i at time t , define $\mathcal{J}_{i,t} = \{j : (X_i, \varepsilon_{i,t}) \not\perp (X_j, \varepsilon_{j,t})\}$. Then $\mathcal{J}_{i,t} \cap \{v : k(v) \neq k(i)\} = \emptyset$, and $|\mathcal{J}_{i,t}| \leq \gamma_n$, and $(X_i, \varepsilon_{i,t})$ is independent with $(X_v, \varepsilon_v)_{v \in \{1, \dots, N\}, t} \setminus (X_j, \varepsilon_j)_{j \in \mathcal{J}_{i,t}, t}$.

Condition (B) requires that within each (large) cluster, individuals only depend on the assignments of at most γ_n many individuals, with γ_n being allowed to grow with the size of each cluster. The arbitrary time dependence across unobservables is allowed. Local dependence assumptions on the outcomes have been discussed for causal inference on direct treatment effects in [Sävje et al. \(2020\)](#), and inference on linear estimators in [Aronow et al. \(2018\)](#). In the presence of known interference [Leung \(2020\)](#), [Ogburn et al. \(2017\)](#), [Jagadeesan et al. \(2020\)](#), among others, assume local exogenous interference among units, which reflects in the above formulation into local dependence of $\varepsilon_{i,t}$. However, Condition (B) does *not* require knowledge of the structure of the dependence. As a result, our design does not require (i) a model for how spillovers propagate within each cluster and (ii) collecting network information within each cluster.

To gain further intuition, we provide examples in the following lines.

Example 2.2 (Information diffusion). [Cai et al. \(2015\)](#) consider the problem of informing individuals for insurance adoption. Units are organized in villages $k(i) \in \{1, \dots, K\}$, and within each village k , units are connected according to a *non-random* adjacency matrix A^k (i.e., A^k is exogenous). The matrix A^k remains *unobserved* to the researcher. Let $Y_{i,t}$ follow the following process (unknown to the researcher)

$$Y_{i,t} = D_{i,t}\phi_1 + \frac{1}{|N_i|} \sum_{j \neq i} A_{i,j}^{k(i)} D_{j,t}\phi_2 - \left(\frac{1}{|N_i|} \sum_{j \neq i} A_{i,j}^{k(i)} D_{j,t} \right)^2 \phi_3 + X_i\phi_4 + \eta_{i,t},$$

$$|N_i| = \max \left\{ \sum_{j \neq i} A_{i,j}^k, 1 \right\}, \quad X_i \sim_{i.i.d.} F_X, \quad \mathbb{E}[\eta_{i,t}|X_i] = 0,$$

with $\eta_{i,t}$ being cross-sectionally independent residuals.⁵ By taking expectations over the treatment assignments and *neighbors' covariates*, the model reads as follows

$$Y_{i,t} = m_i(D_{i,t}, X_i, \beta_{k(i),t}) + \varepsilon_{i,t}, \quad m_i(D_{i,t}, X_i, \beta_{k(i),t}) = D_{i,t}\phi_1 + X_i\phi_4 + S_1(\beta_{k(i),t}) + S_2(\beta_{k(i),t})$$

$$\varepsilon_{i,t} = \frac{1}{|N_i|} \sum_{j \neq i} A_{i,j}^{k(i)} D_{j,t}\phi_2 - \left(\frac{1}{|N_i|} \sum_{j \neq i} A_{i,j}^{k(i)} D_{j,t} \right)^2 \phi_3 + \eta_{i,t} - S_1(\beta_{k(i),t}) - S_2(\beta_{k(i),t}),$$
(3)

where

$$S_1(\beta_{k(i),t}) = \left(\phi_2 - \frac{\phi_3}{|N_i|} \right) \int e(x; \beta_{k(i),t}) dF_X(x),$$

$$S_2(\beta_{k(i),t}) = -\frac{(|N_i| - 1)}{|N_i|} \phi_3 \left[\int e(x; \beta_{k(i),t}) dF_X(x) \right]^2.$$

Intuitively, the unobservables $\varepsilon_{i,t}$ depend on neighbors' assignments centered around their expectation. A graphical representation of the dependence structure is in [Figure 2](#). Here,

⁵The independence assumption of residuals and covariates is not necessary, but it simplifies exposition.

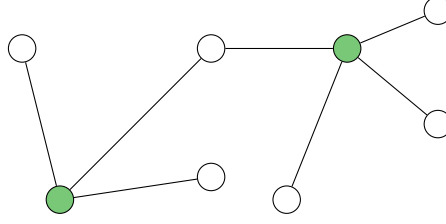


Figure 2: Example of unknown network interactions. Green dots denote the treatment assignments, and white dots denote individuals' outcomes. Connections capture the (unobserved) dependencies between the neighbors' treatment assignments and the outcomes. In Example 2.2, two unobservables $\varepsilon_{i,t}$ are dependent if they are both connected to the same green dot.

$\varepsilon_{i,t}$ depends on at most $\max_{j \in \{1, \dots, n\}} |N_j|^2$ many unobservables $\varepsilon_{j,t}$.⁶ Assumption 1 holds as long as $\max_j |N_j| \leq \sqrt{\gamma_n}$.

Example 2.3 (Educational program). Consider the problem of design educational programs in schools (Oppen, 2016) for test-scores improvements. Students are clustered in $k \in \{1, \dots, K\}$ schools. Each student is assigned to equally-sized classes $c(i)$ of fixed size C , *unobserved* to the researcher. Test-scores depend on assignments as follows

$$Y_{i,t} = \mathcal{P}\left(D_{i,t}, \sum_{j \neq i: c(j)=c(i)} D_{j,t}, X_i, \eta_{i,t}\right), \quad (\eta_{i,t}, X_i) \sim_{i.i.d.} F_{\eta, X}$$

for some arbitrary polynomial function $\mathcal{P}(\cdot)$, and independent stationary unobservables $\eta_{i,t}$.⁷ Assumption 1 holds, with

$$m_i(d, x, \beta) = \mathbb{E}_\beta \left[\mathcal{P}\left(d, \sum_{j \neq i: c(j)=c(i)} D_{j,t}, X_i, \eta_{i,t}\right) \middle| X_i = x \right]. \quad (4)$$

For each individual $\varepsilon_{i,t}$ depends on at most C other units.

The second condition that we impose is on the clusters being representative of the underlying population.

Assumption 2 (Representative clusters). For any conditional Bernoulli allocation rule as defined in Definition 2.1, with (exogenous) parameters β_t , for any $d \in \{0, 1\}$, any *random* sample \mathcal{J}_k , of size \bar{n} from cluster k is such that

$$\frac{1}{\bar{n}} \sum_{i \in \mathcal{J}_k} m_i(d, x, \beta) = m(d, x, \beta) + \mathcal{O}(J_{\bar{n}}), \quad J_{\bar{n}} \rightarrow 0,$$

⁶This follows from the fact that every unit i depends on at most $|N_i|$ many treatment assignments D_j . Therefore $\varepsilon_{i,t}$ at time t , can depend on at most unobservables $\varepsilon_{j \in N_k, k \in N_{i,t}}$, whose total number is bounded by $\max_j |N_j|^2$.

⁷Observe that stationarity is not required if the model is separable in $\eta_{i,t}$.

for any $x \in \mathcal{X}$, for some possibly unknown twice continuously differentiable function $m(\cdot)$.

The function $m(\cdot)$ denotes the within-cluster expectation, conditional on $X_i = x$. The assumption imposes that units in different clusters have the same joint distribution, and random sampling occurs. Assuming the representativeness of cluster is a common assumption for causal inference. For instance, [Baird et al. \(2018\)](#) assumes that cluster-level expectations are not cluster-specific, and [Vazquez-Bare \(2017\)](#) assumes that the joint distribution of outcomes from each cluster is the same across different clusters. Relaxations of Assumption 2 consist of indexing the cluster-level expectation based on cluster type with finite and discrete support, as in [Park and Kang \(2020\)](#), and conducting separate analysis within different cluster types. We omit this extension for the sake of brevity.

In Example 2.2, Assumption 2 holds if the average inverse degree is approximately the same across different clusters, whereas it fails otherwise. In Example 2.3 instead the assumption always holds with $J_{\bar{n}} = 0$. In the following sections, we derive our results as functions of $J_{\bar{n}}$.

2.3 Welfare and policies

The scope of this paper is to estimate the conditional Bernoulli assignment that maximizes social welfare. We introduce the notion of (utilitarian) welfare ([Manski, 2004](#)).

Definition 2.2 (Welfare). For a given conditional Bernoulli assignment with parameters $\beta_{k,t} = \beta$, define the (utilitarian) welfare as follows:

$$\tau(\beta) = \int \left[e(x; \beta) \left(m(1, x, \beta) - m(0, x, \beta) \right) + m(0, x, \beta) \right] dF_X(x) - \int c(x) e(x; \beta) dF_X(x), \quad (5)$$

where $c(x) < \infty$ denotes the cost of treatment for units with $X_i = x$.

Welfare is defined as the average effect under the treatment assignment $e(X_i; \beta)$, net of its implementation cost, assumed to be known to the policy-maker.

We can now introduce our main estimand.

Definition 2.3 (Estimand). Define the welfare-maximizing policy as

$$\beta^* \in \arg \sup_{\beta \in \mathcal{B}} \tau(\beta), \quad (6)$$

where $\mathcal{B} = [\mathcal{B}_1, \mathcal{B}_2]^p$ denotes a pre-specified compact set.

Equation (6) defines the vector of parameters that maximizes social welfare. In our setting, policy-makers choose β^* based on an experiment conducted over a pre-specified time-window. Once the experiment is terminated, the policy cannot be updated, and no additional information is collected.

Remark 1 (Carry-over effects). In Section 6, we consider the following augmented model

$$Y_{i,t} = m_i(D_{i,t}, X_i, \beta_{k(i),t}, \beta_{k(i),t-1}, \dots) + \varepsilon_{i,t},$$

with the conditional mean function also depending on past decisions, and discuss policy-choice in this setting. We consider both stationary and non-stationary decisions, allowing the present policy to possibly depend on past decisions.

3 Marginal effects under unknown interference

Estimation and inference on welfare-maximizing decisions crucially rely on identifying and estimating the marginal effects of the treatment. We discuss those in the following lines.

3.1 Definitions

Definition 3.1 (Marginal effects). The marginal effect of treatment is defined as follows:

$$V(\beta) = \frac{\partial \tau(\beta)}{\partial \beta}.$$

The marginal effect defines the derivative of the welfare with respect to the vector of parameters β . Before providing a formal decomposition of the above estimand, let the following assumption hold.

Assumption 3 (Regularity 1). Let the following conditions hold.

- (A) Let $\|m(\cdot)\|_\infty < \infty$, and twice continuously differentiable in β , with uniformly bounded derivatives;
- (B) $\varepsilon_{i,t}$ is a sub-gaussian random variable with parameter $\sigma < \infty$;
- (C) $\beta \mapsto e(X; \beta)$ is twice continuously differentiable in β with uniformly bounded first and second order derivative almost surely.

Assumption 3 (A) is a regularity assumption, which imposes bounded conditional mean with bounded derivative. (B) holds whenever, for instance, $\varepsilon_{i,t}$ is uniformly bounded; (C) assumes bounded derivative of the propensity score, which holds for general functions such as logistic or probit assignments, whenever covariates have compact support.

Under the above regularity condition, the marginal effect takes an intuitive form. Define

$$\Delta(x, \beta) = m(1, x, \beta) - m(0, x, \beta)$$

the average *direct* effect, averaged over the spillovers, for a given level of covariate x . Then marginal effects are defined as⁸

$$\int \left[\underbrace{e(x; \beta) \frac{\partial m(1, x, \beta)}{\partial \beta} + (1 - e(x; \beta)) \frac{\partial m(0, x, \beta)}{\partial \beta}}_{(S)} + \underbrace{\frac{\partial e(x; \beta)}{\partial \beta} \Delta(x, \beta) - c(x) \frac{\partial e(x, \beta)}{\partial \beta}}_{(D)} \right] dF_X(x). \quad (7)$$

The above expression shows that the effect depends on (a) the direct effect of changing β , captured by the component (D); (b) the indirect effect of changing β due to marginal spillover effects, captured by the component (S).

3.2 Local variations at the cluster level: estimators and rationale

Consider two clusters, indexed by $\{k, k+1\}$, with k being an odd number. Define $e_j = 0$ for all entries except entry j and $e_j^{(j)} = 1$. Define $(-j)$ all index of a vector except index (j) . For expositional convenience, here we discuss the problem of estimating one single entry $V^{(j)}(\beta)$, with β being *exogenous*.

The key idea for estimating marginal effects consists of assigning treatments as follows

$$D_{i,t} | X_i = x \sim \begin{cases} \text{Bern}\left(e(x; \beta)\right) & \text{if } k(i) = k \\ \text{Bern}\left(e(x; \beta + \eta_n e_j)\right) & \text{if } k(i) = k+1 \end{cases}, \quad n^{-1/2} < \eta_n < n^{-1/4}. \quad (8)$$

Intuitively, the treatment assignment in cluster k depends on the parameter β , whereas in the cluster $k+1$ depends on β plus a small deviation η_n . For notational convenience, it will be convenient to define

$$b_h^j(\beta) = \beta + \eta_n e_j 1\{h \text{ is even}\}, \quad v_h = \begin{cases} -1 & \text{if } h \text{ is odd;} \\ 1 & \text{otherwise} \end{cases}, \quad (9)$$

the parameter used for the randomization in cluster h after inducing the small deviation η_n .

The design exploits the two-level randomization, i.e., the between-clusters *local* variation, and the within-cluster *independent* randomization to identify separately the direct and marginal spillover effect up-to a bias converging to zero. We discuss the estimators of direct and marginal spillover effects in the following lines.

Example 2.2 Cont'd Let $e(x; \beta) = \beta \in (0, 1)$. At time t , researchers invite to information sessions each individual in village $k = 1$ with probability β , while they invite each individual in village $k = 2$ with probability $\beta + \eta_n$. Invitations are allocated randomly within each village.

⁸The identity below follows from the dominated convergence theorem.

Estimation of direct effects We estimate the direct effects using an Horowitz-Thompson estimator (Horvitz and Thompson, 1952), reweighted by the marginal effect on the propensity score. Namely, we define

$$\hat{\Delta}_{k,t}^{(j)}(\beta) = \frac{1}{2n} \sum_{i:k(i) \in \{k, k+1\}} \frac{\partial e(X_i; \beta)}{\partial \beta^{(j)}} \left[\frac{Y_{i,t} D_{i,t}}{e(X_i; b_{k(i)}^j(\beta))} - \frac{Y_{i,t}(1 - D_{i,t})}{1 - e(X_i; b_{k(i)}^j(\beta))} \right]. \quad (10)$$

The above expression denotes the average effect of treating an individual in cluster k and cluster $k + 1$, once we reweight the expression by the marginal effect on the treatment assignment. Observe that the outcome of each individual is weighted by the inverse probability of treatment, evaluated at the parameter β_h . However, the derivative $\frac{\partial e(X_i; \beta)}{\partial \beta^{(j)}}$ is evaluated at the same parameter β for each cluster. To gain further intuition, we study the expectation of the above estimator. Using Assumption 2, we can write (the reader may refer to the Appendix for further details)

$$\mathbb{E}[\hat{\Delta}_{k,t}^{(j)}(\beta)] = \frac{1}{2} \int \frac{\partial e(x; \beta)}{\partial \beta^{(j)}} \Delta(x, \beta) dF_X(x) + \frac{1}{2} \int \frac{\partial e(x; \beta)}{\partial \beta^{(j)}} \Delta(x, \beta + \eta_n e_j) dF_X(x) + \mathcal{O}(J_n), \quad (11)$$

where the first component is the within-cluster expectation over the first cluster k , the second component is the within-cluster expectation of the cluster $k + 1$, and the last component is the error as a result of small discrepancies of the average within-cluster expectation between the two clusters. Observe now that using a first order Taylor expansion of $\Delta(x, \beta + \eta_n e_j)$ around β , we have

$$(11) = \int \frac{\partial e(x; \beta)}{\partial \beta^{(j)}} \Delta(x, \beta) dF_X(x) + \mathcal{O}(\eta_n + J_n).$$

As a result, a smaller deviation of η_n , decreases the bias of the estimated direct effect.

Estimation of marginal spillover effects Next, we discuss estimation of marginal spillover effects, which is what defined as (S) in Equation (7), averaged over the distribution of covariates. The estimators respectively on the treated and control units take the following form:

$$\begin{aligned} \hat{S}_{k,t}^{(j)}(1, \beta) &= \frac{1}{2n} \sum_{i:k(i) \in \{k, k+1\}} \frac{2v_{k(i)}e(X_i; \beta)}{\eta_n} \times \frac{Y_{i,t}D_{i,t}}{e(X_i; b_{k(i)}^j(\beta))}, \\ \hat{S}_{k,t}^{(j)}(0, \beta) &= \frac{1}{2n} \sum_{i:k(i) \in \{k, k+1\}} \frac{2v_{k(i)}(1 - e(X_i; \beta))}{\eta_n} \times \frac{Y_{i,t}(1 - D_{i,t})}{(1 - e(X_i; b_{k(i)}^j(\beta)))}. \end{aligned}$$

Observe that $\hat{S}_{k,t}^{(j)}(1)$ (and similarly $\hat{S}_{k,t}^{(j)}(0)$) depends on several components. First, (i) it depends on the weighted outcome on treated individuals of each cluster in the pair.

Second, (ii) it reweights observations by the propensity score evaluated at the coefficient β . Finally, (iii) it takes the difference (i.e., it weights observations by v_k) of the weighted outcomes between the two clusters. The overall expression is then divided by the deviation parameter η_n . Its rationale is discussed in the following sub-section.

Marginal effect estimator The final estimator of the marginal effect defined in Equation (7) is the sum of the direct and marginal spillover effect, taking the following form:

$$\widehat{Z}_{k,t}^{(j)}(\beta) = \hat{S}_{k,t}^{(j)}(1, \beta) + \hat{S}_{k,t}^{(j)}(0, \beta) + \hat{\Delta}_{k,t}^{(j)}(\beta) - \frac{1}{2n} \sum_{i: k(i) \in \{k, k+1\}} c(X_i) \frac{\partial e(X_i, \beta)}{\partial \beta}, \quad (12)$$

where the last component captures the average marginal cost.

Theorem 3.1. *Let Assumptions 1, 2, 3 hold, and consider a randomization as in Equation (8) with an exogenous parameter β . Then*

$$\left| \mathbb{E} \left[\widehat{Z}_{k,t}^{(j)}(\beta) \right] - V^{(j)}(\beta) \right| = \mathcal{O}(J_n/\eta_n + \eta_n).$$

The proof is contained in the Appendix. The above theorem showcases the estimator's expectation converges to the target estimand for a fixed, exogenous coefficient.

3.2.1 Rationale of the marginal spillover effect

We now discuss the rationale of the marginal spillover effect, studying its expectation. By taking expectation over covariates and treatment assignments, we have

$$\mathbb{E} \left[\hat{S}_{k,t}^{(j)}(1, \beta) \right] = \frac{1}{2} \sum_{h \in \{k, k+1\}} \frac{2v_h}{\eta_n} \underbrace{\int e(x; \beta) m(1, x, b_h^j(\beta)) dF_X(x)}_{(I_h)} + \mathcal{O}(J_n/\eta_n). \quad (13)$$

The above expression follows under Assumption 2. We now observe that (I) depends on the propensity score, evaluated at the target parameter, and the conditional mean function evaluated at $b_h(\beta)$. As a result we have that

$$(I_h) = \begin{cases} \int e(x; \beta) m(1, x, \beta) dF_X(x) & \text{if } h = k \\ \int e(x; \beta) m(1, x, \beta + \eta_n e_j) dF_X(x) & \text{if } h = k + 1. \end{cases}$$

Consider now the case of $h = k + 1$. Using a second order Taylor expansion of $m(1, x, \beta + e_j \eta_n)$ around β , we obtain

$$\begin{aligned} (I_{k+1}) &= \int e(x; \beta) m(1, x, \beta + \eta_n e_j) dF_X(x) \\ &= \underbrace{\int e(x; \beta) m(1, x, \beta) dF_X(x)}_{(A)} + \underbrace{\eta_n \int e(x; \beta) \frac{\partial m(1, x, \beta)}{\partial \beta} dF_X(x)}_{(B)} + \mathcal{O}(\eta_n^2). \end{aligned}$$

(B) is one of the target estimands that we aim to recover: the marginal spillover effect on the treated units evaluated at β . However, it is not identifiable if we only use information from cluster $k + 1$ because of the presence of (A) in the expression. Instead, we use information from I_k in the first cluster to recover (B). Namely, plugging the above expression in Equation (13) we obtain

$$\begin{aligned} (13) = & \underbrace{\frac{v_k}{\eta_n} \int e(x; \beta) m(1, x, \beta) dF_X(x)}_{(i)} + \underbrace{\frac{v_{k+1}}{\eta_n} \int e(x; \beta) m(1, x, \beta) dF_X(x)}_{(ii)} \\ & + v_{k+1} \int e(x; \beta) \frac{\partial m(1, x, \beta)}{\partial \beta} dF_X(x) + \mathcal{O}(\eta_n) + \mathcal{O}(J_n/\eta_n). \end{aligned}$$

The first component (i) in the expression is the average effect in cluster k . The remaining components instead depend on the effect on cluster $k + 1$. Since $v_{k+1} = 1$ and $v_k = -1$, we have that (i) + (ii) equal *exactly* to zero. As a result, the above expression simplifies to

$$\int e(x; \beta) \frac{\partial m(1, x, \beta)}{\partial \beta} dF_X(x) + \mathcal{O}(\eta_n) + \mathcal{O}(J_n/\eta_n),$$

which denotes the average marginal spillover effect on the treated units, plus an error that converge to zero for a suitable choice of η_n .

Remark 2 (Sequential randomization). In the presence of sequential randomization, the choice of β may depend on past information. As a result, the exogeneity condition of β does not necessarily hold. We propose estimators that address this issue in Section 5.

Remark 3 (Pairing clusters). In the presence of more than two clusters, we estimate marginal effects by first *pairing* clusters and then estimate the effects in each pair. In the absence of pairing, the bias resulting from the sum of (i) and (ii), would not be equal to zero. Instead, it would only be of the undesirable order $1/\sqrt{K\eta_n^2}$, after averaging across all clusters.⁹ This is an additional difference from saturation experiments, where probabilities of treatments are randomly allocated across clusters.

Throughout the rest of our discussion, it will be convenient to refer to \hat{Z} as an average of random variables. It can be easily shown that the estimator in Equation (12) reads as

$$\hat{Z}_{k,t}^{(j)}(\beta) = \frac{1}{2} \sum_{i:k(i) \in \{k, k+1\}} W_{i,t}^{(j)}(\beta), \quad (14)$$

⁹This follows from the fact that in the absence of pairing, clusters would be randomly assigned to either β (the target parameter) or $\beta + \eta_n e_j$ (the target parameter with a deviation). In this scenario, v_k would be a Rademacher random variable whose average concentrates around zero at rate $1/\sqrt{K}$.

where

$$\begin{aligned}
W_{i,t}^{(j)}(\beta) &= \frac{Y_{i,t}D_{i,t}}{e(X_i; b_{k(i)}^j(\beta))} \times G_i^{(j)}(\beta) - \frac{Y_{i,t}(1 - D_{i,t})}{1 - e(X_i; b_{k(i)}^j(\beta))} \times \left(G_i^{(j)}(\beta) - \frac{2v_{k(i)}}{\eta_n} \right) - c(X_i) \frac{\partial e(X_i; \beta)}{\partial \beta^{(j)}} \\
G_i^{(j)}(\beta) &= \frac{\partial e(X_i; \beta)}{\partial \beta^{(j)}} + \frac{2v_{k(i)}e(X_i; \beta)}{\eta_n}.
\end{aligned} \tag{15}$$

4 Should we experiment? Pilot study for inference on marginal effects

Before discussing the sequential experiment, we ask whether the base-line policy is welfare-maximizing. Namely, this section answers to the following question:

$$\text{“given a base-line policy } e(\cdot; \iota), \iota \in \mathcal{B}, \text{ is } \iota = \beta^*, \text{ i.e., does it maximize welfare?”} \tag{16}$$

The question is equivalent to test the hypothesis

$$\tau(\iota) \geq \tau(\beta), \quad \forall \beta \in \mathcal{B}. \tag{17}$$

Observe that we do not compare the policy ι to a specific alternative, but instead, we ask whether ι outperforms *all* other policies. The above equation represents a natural null hypothesis whenever its rejection motivates possibly expensive larger-scale experimentation.

The following testable implication is considered.

Testable implication *Let ι be an interior point of \mathcal{B} . Then*

$$V^{(j)}(\iota) = 0 \quad \forall j \in \{1, \dots, p\} \text{ if } \tau(\iota) \geq \tau(\beta), \quad \forall \beta \in \mathcal{B}.$$

The above implication follows by standard properties of continuously differentiable functions, and it allows us to perform the test without comparing ι to any possible alternatives. Instead, we can test the following hypothesis

$$H_0 : V(\iota) = 0, \quad j \in \{1, \dots, \tilde{p}\} \tag{18}$$

where we test $1 \leq \tilde{p} \leq p$ arbitrary many coordinates of the vector $V(\beta)$.

We formalize our intuition in the following lines, where we discuss estimation and inference on marginal effects. We assume possibly finitely many clusters $K \geq 4\tilde{p}$, and a *single* experimentation period (i.e., $t = 1$).

4.1 Pilot study for estimation of marginal effects

We discuss the pilot study in the following lines.

Selecting participants Participants denotes those individuals for which the outcome variable is collected. However, treatments are assigned to all individuals in the cluster. The experimenter selects the number of participants, with $t = 1$, as

$$(n_{1,t}, n_{3,t}, \dots, n_{K-1,t}), \quad n_{k,t} = n_{k-1,t} \text{ if } k \text{ is even,}$$

in each experiment. For expositional convenience, we let $n_{k,t} = n$ (i.e., all units in a cluster are participants). This assumption is not necessary, but it simplifies explanation.

Pairing clusters Next, we pair clusters. Without loss of generality, we assume that pairs consist of two consecutive clusters $k, k + 1$ for each odd k . We assign v_k as in Equation (9).

Assigning coordinates to different pairs Assign any element in the set of odd cluster's indexes $\{1, 3, \dots, K - 1\}$ to a set $\mathcal{K}_j \subseteq \{1, 3, \dots, K - 1\}$, for each coordinate $j \in \{1, \dots, \tilde{p}\}$, with the set $|\mathcal{K}_j| = \tilde{K} \geq 2$.

Small deviations The experimenter assigns treatments according to the allocation rule in Definition 2.1. Each pair estimates a single coordinate (j). Let $\beta_{k,1}^{(-j)}$ the vector of coefficients after excluding the j th entry. We set for all $k \in \{\mathcal{K}_j \cup \{h + 1, h \in \mathcal{K}_j\}\}$,

$$\beta_{k,1}^{(j)} = \begin{cases} \iota^{(j)} & \text{if } k \text{ is odd;} \\ \iota^{(j)} + \eta_n & \text{otherwise} \end{cases}, \quad \beta_{k,1}^{(-j)} = \iota^{(-j)}. \quad (19)$$

Estimation of marginal effects We estimate marginal effects similarly to what discussed in Equation (12). For any pair of clusters $(k, k + 1)$, $k \in \mathcal{K}_j$, the estimator of the marginal effects at ι reads as $\hat{Z}_{k,1}^{(j)}(\iota)$. Define for each pairs of clusters $(k, k + 1)$, $k \in \mathcal{K}_j$,

$$\hat{Z}_k = \hat{Z}_{k,1}^{(j)}(\iota).$$

Example 2.2 Cont'd Suppose that individuals are targeted based on education, with $\beta = (\beta_0, \beta_1)$. Then the design selects at least four clusters. Clusters are paired. In the first pair, the design chooses treatments (β_0, β_1) for cluster $k = 1$ and cluster $k = 3$, and treatments $(\beta_0 + \eta_n, \beta_1)$ for cluster $k = 2$. It chooses treatments $(\beta_0, \beta_1 + \eta_n)$ for cluster $k = 4$. Whereas we do not require conditions for pairing, pairing may be performed based on the clusters' similarity measures.

4.2 Inference on marginal effects

In the following lines, we discuss the asymptotic properties of the proposed estimator that allows us to test Equation (18). Before discussing the next theorem, we introduce regularity conditions. Observe first that under Assumption 3, $W_{i,t}^{(j)}(\beta)$ in Equation (15) is of order $1/\eta_n$.¹⁰ In the following assumption, we impose that the within-cluster variance is bounded away from zero after appropriately rescaling.

Assumption 4 (Regularity 2). Assume that for any $\beta \in \mathcal{B}$, under a conditional bernoulli trial, for all $k \in \{1, \dots, K\}$, for $t = 1$,

$$\text{Var}\left(\frac{1}{n} \sum_{i:k(i)=k}^n W_{i,t}^{(j)}(\beta)\right) = \bar{C}_k \rho_n,$$

where $\rho_n \geq \frac{1}{n\eta_n^2}$, for a constant $\bar{C}_k > 0$.

Assumption 4 imposes a lower bound on the variance of the estimator. It guarantees that the inverse-probability estimator does not converge at a faster rate than $1/\sqrt{n}$, after appropriately rescaling by η_n . Observe that Assumption 4 is satisfied as long as

$$\text{Var}\left(\frac{1}{n} \sum_{i:k(i)=k}^n W_{i,1}^{(j)}(\beta)\right) \geq \frac{1}{n^2} \sum_{i:k(i)=k}^n \text{Var}\left(W_{i,1}^{(j)}(\beta)\right)$$

which is attained under independence and positive correlation across W_i . For the following theorem define

$$\tilde{Z}_n = [\hat{Z}_1, \hat{Z}_3, \dots, \hat{Z}_{K-1}],$$

the vector of estimators of the marginal effect for each pair of clusters.

Theorem 4.1. *Let Assumption 1, 2, 3, 4, hold. Then*

$$\Sigma_n^{-1/2}(\tilde{Z}_n - \mu) + B_n \rightarrow_d \mathcal{N}(0, 1),$$

where

$$B_n = \mathcal{O}\left(\eta_n^2 \times \sqrt{n} + J_n \times \sqrt{1/(\eta_n^2 \rho_n)}\right), \quad \Sigma_n = \begin{bmatrix} \text{Var}(\hat{Z}_1) \\ \text{Var}(\hat{Z}_2) \\ \dots \\ \text{Var}(\hat{Z}_{K/2}) \end{bmatrix}^\top I_{K/2}, \quad (20)$$

and for $k \in \mathcal{K}_j$, $\mu_k = V^{(j)}(\iota)$.

¹⁰To see why, observe first that $\frac{Y_{i,t}(1-D_{i,t})}{1-e(X_i, b_{k(i)}(\beta))} = O(1)$ by definition of \mathcal{E} in Definition 2.1, while it is reweighted by $2v_{k(i)}/\eta_n$. Similarly, $G_i(\beta)$ is of order $1/\eta_n$ since $e(X_i; \beta) = O(1)$. More discussion on the decomposition of G_i is in Lemma B.2.

Theorem 4.1 showcases that the estimated gradient converges in distribution to a Gaussian distribution after appropriately rescaling by its variance. The asymptotic distribution is centered around the true marginal effect and a bias component B_n , which captures discrepancy between the expectation across different clusters (i.e., clusters being drawn from different distributions). For identically distributed clusters, $J_n = 0$. The theorem allows for $J_n = o(1/\sqrt{n})$ for the bias having a smaller order than the standard error. Observe also that η_n should be selected such that $\eta_n = o(n^{-1/4})$. Whenever J_n is of order larger than $o(1/\sqrt{n})$, inference on H_0 can be conducted through a worst-case analysis, with J_n representing a small sensitivity parameter.

Given Theorem 4.1, we construct a scale invariant test statistics without necessitating estimation of the (unknown) variance (Ibragimov and Müller, 2010). Define

$$P_n^{(j)} = \frac{1}{\tilde{K}} \sum_{k \in \mathcal{K}_j} \hat{Z}_k,$$

the average marginal effect for coordinate j estimated from those clusters. We construct

$$Q_{j,n} = \frac{\sqrt{\tilde{K}} P_n^{(j)}}{\sqrt{(\tilde{K} - 1)^{-1} \sum_{k \in \mathcal{K}_j} (\hat{Z}_k^{(j)} - P_n^{(j)})^2}}, \quad \mathcal{T}_n = \max_{j \in \{1, \dots, \tilde{p}\}} |Q_{j,n}|,$$

where \mathcal{T}_n denotes the test statistics employed to test the null-hypothesis in Equation (18). The choice of the l -infinity norm as above is often employed in statistics for testing global null hypotheses (Chernozhukov et al., 2014). In our application it is motivated by its theoretical properties: the statistics $Q_{j,n}$ follows an unknown distribution as a result of possibly heteroskedastic variances of \hat{Z}_k across different clusters. However, the upper-bound on the critical quantiles of the proposed test-statistic for unknown variance attains a simple expression under the proposed test-statistics. From a conceptual stand-point, the proposed test-statistic is particularly suited when a large deviation occurs over one dimension of the vector.

Theorem 4.2 (Nominal coverage). *Let Assumption 1, 2, 3, 4, hold. Let $\tilde{K} \geq 2$, H_0 be as defined in Equation (18), and $B_n = o(1)$. For any $\alpha \leq 0.08$,*

$$\lim_{n \rightarrow \infty} P\left(\mathcal{T}_n \leq q_\alpha \mid H_0\right) \geq 1 - \alpha, \text{ where } q_\alpha = \text{cv}_{\tilde{K}-1}\left(1 - (1 - \alpha)^{1/\tilde{p}}\right), \quad (21)$$

with $\text{cv}_{\tilde{K}-1}(h)$ denotes the critical value of a t -test with level h with test-statistic having $\tilde{K} - 1$ degrees of freedom.

Theorem 4.2 allows for inference on marginal effects, and ultimately for testing policy optimality, using few clusters and a single experimentation period. The derivation exploits properties of the t -statistics discussed in Ibragimov and Müller (2010), combined with Theorem 4.1 and properties of the proposed test statistic \mathcal{T}_n used to test the global null hypothesis H_0 .

5 Adaptive experiment for decision making

In this section, we discuss the experimental design to estimate β^* as defined in Equation (6) through sequential randomization. We consider T randomization periods and K clusters paired into $K/2$ pairs. Each period $t \in \{1, \dots, T\}$ has $j \in \{1, \dots, p\}$ iterations, over which a gradient descent algorithm is implemented, with in total $T \times p$ randomizations. Each iteration j is used to estimate a different coordinate of the vector of marginal effects. Whenever the larger-scale experiment is conducted conditional on the rejection of the null hypothesis in Equation (17), the larger-scale experiment must be performed on a set of clusters different from the ones used to test the above null hypothesis.

5.1 Experimental design: algorithmic procedure

First, researchers *select participants*, and *pair clusters* as discussed in Section 4. Each pair consists of consecutive clusters $\{k, k+1\}$ with k being odd. Recall the definition of $b_h^j(\cdot)$ in Equation (9).

Preliminaries and notation Over each period $t \in \{1, \dots, T\}$, and iteration $j \in \{1, \dots, p\}$, for each pair of clusters, researchers choose the vector of parameters for treatment assignments. We denote this vector as $\check{\beta}_{k,t} = \check{\beta}_{k+1,t}$, for k being an odd number. At iteration j , researchers draw treatment assignments as follows

$$D_{i,t}|X_i, \check{\beta}_{k(i),t} \sim_{i.i.d.} \text{Bern}\left(e(X_i; b_{k(i)}^j(\check{\beta}_{k(i),t}))\right). \quad (22)$$

Intuitively, over each iteration, researchers perturbate a different entry of the vector $\check{\beta}_{k,t}$ for one of the two clusters in the pair. Observe that the parameters $\check{\beta}_{k,t}$ are data-dependent, and therefore restrictions on the estimation procedure must be imposed to guarantee unconfoundedness. We discuss those in the following lines.

Initialization The user defines an initialization value $\iota \in \mathcal{B}$, and chooses initialization values

$$(\check{\beta}_{1,0}, \check{\beta}_{2,0}, \dots, \check{\beta}_{K,0}) = (\iota, \dots, \iota). \quad (23)$$

Circular cross-fitting For a fixed t , and iterations $j \in \{1, \dots, p\}$, we apply a small deviation *sequentially* to coefficients to clusters. Namely, for each iteration $j \in \{1, \dots, p\}$, we assign treatments as in Equation (22). The marginal effect for each group is estimated non-parametrically using a cross fitting algorithm, which works as follows: for any odd k , define

$$\widehat{Z}_{k,jt}^{(j)} = \frac{1}{2n} \sum_{i:k(i) \in \{k, k+1\}} W_{i,jt}^{(j)}(\check{\beta}_{k(i),t}), \quad (24)$$

where $W^{(j)}(\cdot)$ is as defined in Equation (15). We then estimate the gradient using the marginal effect obtained in the *subsequent* pair:

$$\hat{V}_{k,t}^{(j)} = \begin{cases} \hat{Z}_{k+2,jt}^{(j)} & \text{if } k \leq K-1 \\ \hat{Z}_{1,jt}^{(j)} & \text{otherwise.} \end{cases}$$

Therefore, we estimate the gradient in each pair using the gradient estimated in the subsequent pair of clusters. Since each cluster has the same starting point, the algorithm guarantees convergence to the oracle solution, as shown in the following section.

Gradient descent within each pair At each new round t , each policy $\check{\beta}_{k,t}$ is updated through a gradient descent update with gradient $\hat{V}_{k,t}$ and learning rate $\alpha_{k,t}$. Formally, for any odd k , we have

$$\check{\beta}_{k,t+1} = \Pi_{\mathcal{B}_1, \mathcal{B}_2 - \eta_n} [\check{\beta}_{k,t} + \alpha_{k,t} \hat{V}_{k,t}]. \quad (25)$$

Here, $\Pi_{\mathcal{B}_1, \mathcal{B}_2 - \eta_n}$ denotes the projection operator onto the set $[\mathcal{B}_1, \mathcal{B}_2 - \eta_n]^p$.¹¹

The algorithm stops at time T , and it returns the average coefficients in each pair

$$\hat{\beta}^* = \frac{1}{K} \sum_{k=1}^K \check{\beta}_{k,T}.$$

In summary, the algorithm first constructs pairs of clusters. The algorithm assigns probabilities based on gradient updates, with the gradient estimated in the next pair of clusters. Dependence plays an important role in our setting, where some of all the units in a cluster may participate in the experiment in several periods. We break dependence using a novel cross-fitting algorithm, consisting of “circular” updates of the policies using information from subsequent clusters, as shown in Figure 3.

We use a local optimization procedure for policy updates, with the gradient being estimated non-parametrically.¹² We devise an *adaptive* gradient descent algorithm to trade-off the error of the method and the estimation error of the gradient. We choose a learning rate to accommodate *non-concave* functions, taking

$$\alpha_{k,t} = \begin{cases} \frac{1}{\sqrt{t+1} \|\hat{V}_{k,t}\|} & \text{if } \|\hat{V}_{k,t}\|_2 > \frac{\gamma}{\sqrt{T}} - \epsilon_n, \\ 0 & \text{otherwise} \end{cases},$$

for a positive ϵ_n , $\epsilon_n \rightarrow 0$, and small constant $1 \geq \gamma > 0$. The reader may refer to Lemma B.8 in the Appendix for further details.¹³ The choice of the learning rate allows for strict

¹¹For example, in one dimensional setting, we have $\Pi_{a,b}(c) = c$, if $c \in [a, b]$ and $\Pi_{a,b}(c) = a$ if $c \leq a$, and $\Pi_{a,b}(c) = b$ if $c \geq b$.

¹²The algorithm performs full gradient updates instead of coordinate-wise gradient updates due to the dependence structure, since otherwise for large p , the circular cross-fitting may not guarantee unconfoundedness.

¹³Formally, we let $\epsilon_n \propto \sqrt{\frac{\gamma_n}{\eta_n^2 n}} + J_n/\eta_n + \eta_n$.

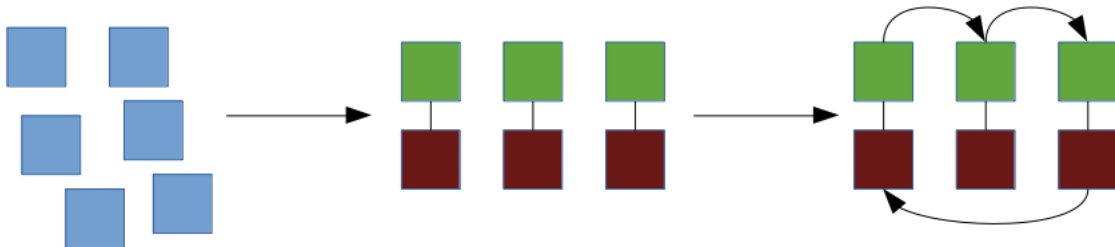


Figure 3: Circular cross-fitting method for gradient estimation. Clusters are first paired. Within each pair, a small policy deviation is considered. The gradient used to update the saturation level in a given pair is updated using information from the consecutive pair.

quasi-concavity through the gradient’s norm rescaling (Hazan et al., 2015), while it controls the estimation error after rescaling by $1/\sqrt{t}$.

Remark 4 (Design with fewer clusters). Whenever $K \geq T$, an alternative, and equivalently valid procedure consists of randomizing treatments twice in the same cluster over each iteration. The first randomization assigns the target policy intervention, whereas the second iteration applies the small deviation η_n . Pairs are constructed using sampled units from a *same* cluster over two consecutive iterations. Since independence between each pair is *not* required, such an alternative procedure has the same guarantees as the one discussed in the current section.

Example 2.2 Cont’d Suppose that individuals are targeted based on education, with $\beta = (\beta_0, \beta_1)$. Consider $T = 10$ experimentation periods. Then the researchers selects 20 clusters (or equivalently 10 clusters observed over two consecutive periods). They pair clusters. For each pair of cluster, over each wave of experimentation, they consider two iterations. In each iteration they assign treatments (β_0, β_1) for cluster k . In the first iteration they assign treatments $(\beta_0 + \eta_n, \beta_1)$ to cluster $k + 1$, and $(\beta_0, \beta_1 + \eta_n)$ in the second iteration. They then compute the gradient for each pair. Finally they updated β for a pair $\{k, k + 1\}$ using the gradient estimated from the clusters $\{k + 2, k + 3\}$.

5.2 Theoretical guarantees

Next, we discuss the theoretical properties of the algorithm. The following assumption is imposed on the number of clusters.

Assumption 5 (Number of clusters). Suppose that $K \geq 2(T + 1)$.

Assumption 5 imposes that the number of clusters exceeds the number of periods of experimentation. Since $T \ll n$ for many applications, the assumptions particularly apply to applications where K and T are of the (same) order of tens or hundreds (Baird et al.,

2018), while the participants are of a higher order. Under the above condition, we can state the following lemma.

Lemma 5.1 (Unconfoundedness). *Let Assumption 1, 5 hold. Consider $\check{\beta}_{k,t}$ estimated through the circular cross-fitting. Then for any $k \in \{1, \dots, K\}$,*

$$\left(\check{\beta}_{k,1}, \dots, \check{\beta}_{k,t}\right) \perp \left\{\varepsilon_{i,t}, X_i\right\}_{i:k(i)=k}.$$

The proof is contained in the Appendix. Lemma 5.1 guarantees that the experimentation is not confounded due to time dependence between unobservables. In the following lines, we motivate the gradient descent method as a valid optimization procedure also under lack of concavity, only imposing that the function is quasi-concave.

Assumption 6 (Strict quasi-concavity). Assume that the following conditions hold.

- (A) For every $\beta, \beta' \in \mathcal{B}$, such that $\tau(\beta') - \tau(\beta) \geq 0$, then $V(\beta)^\top(\beta' - \beta) \geq 0$.
- (B) For every $\beta \in \mathcal{B}$, $\|V(\beta)\|_2 \geq \mu\|\beta - \beta^*\|_2$, for a positive constant $\mu > 0$;
- (C) $\left.\frac{\partial \tau(\beta)}{\partial \beta}\right|_{\beta=\beta^*}$ has negative eigenvalues bounded away from zero at β^* (but not necessarily at $\beta \neq \beta^*$).

Condition (A) imposes a quasi-concavity of the objective function. The condition is *equivalent* to assuming that any α -sub level set of $-\tau(\beta)$ is convex, being equivalent to common definitions of quasi concavity (Boyd et al., 2004). Condition (B) and (C) are a restrictions commonly attained by concave as well as *non-concave* functions. Condition (B) assumes that the gradient only vanishes at the optimum, allowing for saddle points, but ruling out regions over which marginal effects remain constant at zero. A simple sufficient condition such that (B) holds is under decreasing marginal effects (see the next example). A similar notion of strict quasi-concavity can be found in Hazan et al. (2015). Condition (C) imposes that the function has negative definite Hessian at β^* only (whereas no conditions on the hessian are imposed at other points $\beta \neq \beta^*$). It is much weaker than concavity, which instead would require negative definite Hessian globally (i.e., for all $\beta \in \mathcal{B}$).

Example 2.2 Cont'd (Concavity). Consider the task of maximizing the probability of treatment $e(x; \beta) = \beta \in (0, 1)$. Then, under decreasing marginal effects ($\phi_3 > 0$) the objective function is concave.

The above example showcases that concavity naturally occurs as a result of decreasing marginal spillover effects.

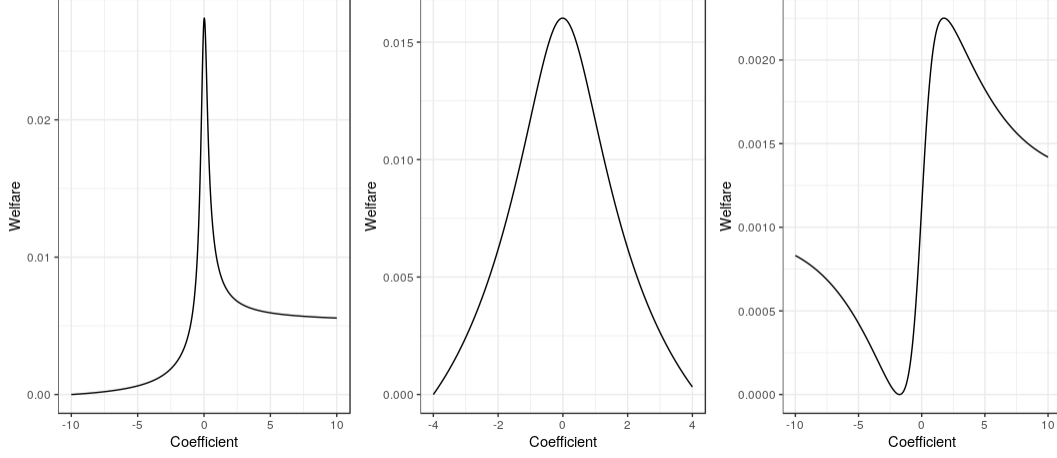


Figure 4: Three example of welfare functions with a logit assignment mechanism. The first two panels are examples of quasi-concave functions, whereas the third panel is an example of lack of quasi-concavity.

Example 5.1 (Quasi-Concavity). Consider a logistic treatment assignment of the form

$$e(x; \beta) = \frac{e^{x\beta}}{1 + e^{x\beta}}, \quad \beta \in \mathcal{B}.$$

Consider the model in Example 2.2. In Figure 4 we report three examples of the above welfare function in a uni-dimensional setting. In the first panel we choose $X \sim \mathcal{U}(-10, 10)$ while in the second and third panel we choose $X \sim \mathcal{N}(0, 1)$. The first two panels set $\phi_2 = 1, \phi_3 = 0.1$, whereas the third panel sets $\phi_3 = 0$. We let $|N_i| \rightarrow \infty, \phi_1 = \phi_4 = 0, c(x) = 0.5$ for simplicity.

The above example discusses three cases, two of which being quasi-concave and the latter failing quasi-concavity.

We can now state the following theorem.

Theorem 5.2 (Guarantees under quasi-concavity). *Let Assumptions 1, 2, 3, 5, 6 hold . Let $n^{1/4} \geq \bar{C} \sqrt{\log(n)p\gamma_n T^2 e^{B\sqrt{p}T} \log(KT)}$, $J_n \leq 1/\sqrt{n}$, $\eta_n = 1/n^{1/4+\xi}$, for a small $\xi > 0$, and finite constants $\infty > B, \bar{C} > 0$. Let $T \geq \zeta$, for a finite constant $\zeta < \infty$. Then with probability at least $1 - 1/n$,*

$$\|\beta^* - \hat{\beta}^*\|^2 \leq \frac{p\bar{C}}{T}.$$

The proof is in the Appendix. Theorem 5.2 provides a *small sample* upper bound on the out-of-sample regret of the algorithm. The upper bound only depends on T (and not n), since n is assumed to be sufficiently larger than T . The following corollary holds.

Corollary. *Let the conditions in Theorem 5.2 hold. Then with probability at least $1 - 1/n$*

$$\tau(\beta^*) - \tau(\hat{\beta}^*) \leq \frac{p\bar{C}'}{T}$$

for a finite constant $\bar{C}' < \infty$.

The above corollary formalizes the “out-of-sample” regret bound scaling *linearly* with the number of periods. Theorem 5.2 provides guarantees on the estimated policy and resulting welfare.

The above theorem guarantees that the estimated policy, once implemented in future periods, leads to the largest welfare up to an error factor scaling linearly with the number of periods and the dimension of the parameter space. However, researchers may wonder whether the procedure is “harmless” also on the in-sample units, i.e., whether the procedure has guarantees on the in-sample regret (Bubeck et al., 2012). We provide guarantees in the following theorem.

Theorem 5.3 (In-sample regret). *Let the conditions in Theorem 5.2 hold. Then with probability at least $1 - 1/n$,*

$$\max_{(k,j) \in \{1, \dots, K\} \times \{1, \dots, p\}} \frac{1}{T} \sum_{t=1}^T \left[\tau(\beta^*) - \tau(b_k^j(\check{\beta}_{k,t})) \right] \leq \bar{C} p \frac{\log(T)}{T}$$

for a finite constant $\bar{C} < \infty$.

The proof is contained in the Appendix. Theorem 5.3 guarantees that the cumulative welfare in *each* cluster k , incurred by deploying the possibly perturbed policy $b_h^j(\check{\beta}_{k,t})$ at time t , iteration j , converges to the largest achievable welfare at a rate $\log(T)/T$, also for those units participating in the experiment. This result guarantees that the proposed design is not *harmful* to experimental participants in each cluster.

In the following theorem, we discuss similar guarantees, imposing weaker conditions on the sample size, at the expense of assuming strong-concavity of the objective function (Boyd et al., 2004). Strong concavity can occur, for instance, when optimizing over the probability of treatment as in Example 2.1. In this case, the learning rate is chosen as $\alpha_t = \gamma/(t+1)$, without necessitating rescaling by the size of the gradient. We formalize our result in the following theorem.

Theorem 5.4 (Guarantees under strong concavity). *Let Assumptions 1, 2, 3, 5 hold. Let $\alpha_{k,t} = \gamma/(t+1)$ for a small $\gamma > 0$. Let $n^{1/4} \geq \bar{C} \sqrt{p \log(n) \gamma_n T^B \log(KT)}$, $J_n \leq 1/\sqrt{n}$, $\eta_n = 1/n^{1/4+\xi}$, for a small $\xi > 0$, and finite constants $B, \bar{C} > 0$. Assume that $\tau(\beta)$ is strongly concave in β . Then with probability at least $1 - 1/n$,*

$$\|\beta^* - \hat{\beta}^*\|^2 \leq \frac{p\bar{C}}{T}$$

for a finite constant $\bar{C} < \infty$.

We now contrast the result with past literature. Regret guarantees are often the object of interest in analyzing policy assignments (Kitagawa and Tetenov, 2018; Mbakop and Tabord-Meehan, 2018; Athey and Wager, 2020; Kasy and Sautmann, 2019; Bubeck et al., 2012; Viviano, 2019). However, the above references either assume a lack of interference or consider partially observable network structures. In online optimization, the rate $1/T$ is common for stochastic gradient descent methods under concavity (Bottou et al., 2018). In particular, using a local-optimization method Wager and Xu (2019) derive regret guarantees of the same order in the different setting of market pricing, under mean-field asymptotics (i.e., $n \rightarrow \infty$), with units and samples over each wave being independent. Differently, our results provide small sample guarantees, without imposing independence or modeling assumptions, other than partial interference. This requires a different proof technique. The proof of the theorem (i) uses concentration arguments for locally dependent graphs (Janson, 2004), to derive an exponential rate of convergence, adjusted by the dependence component γ_n ; (ii) it uses the within-cluster and between-cluster variation for consistent estimation of the marginal effect, together with the matching design to guarantee that there is non-vanishing bias when estimating marginal spillover effects; (iii) it exploits in-sample regret bounds for the adaptive gradient descent method with norm rescaling; (iv) it uses a recursive argument to bound the cumulative error obtained through the estimation and circular cross-fitting, where the cumulative error depends on the sample size and the number of iterations.

5.3 Conditional inference

We conclude this section by discussing inference on marginal effects. To conduct inference, we let K, T be finite while imposing the stronger assumption that $K \geq 4T$, i.e., a twice as large pool of clusters compared to Assumption 5 is available. In this scenario, for each group of pairs $\{k, k+1, k+2, k+3\}$, we run the same algorithm as in Section 5.1, with a small modification: we group clusters into groups of four clusters, we let

$$\check{\beta}_{k,t} = \check{\beta}_{k+1,t} = \check{\beta}_{k+2,t} = \check{\beta}_{k+3,t} \quad (26)$$

The definition of marginal effects $\hat{Z}_{k,t}$ remains the same as in Equation (24).

Given the policy $\check{\beta}_{k,T}$, we test the hypothesis

$$H_0^{post,k} : V(\check{\beta}_{k,T})| \check{\beta}_{k,T} = 0,$$

for some (or all) $k \in \{1, 4, 8, \dots\}$. We can then construct the following test statistic to test $H_0^{post,k}$ as follows. For $k \in \{1, 4, 8, \dots\}$, we define (recall that $\hat{Z}_{k,t}$ contains information from cluster k and $k+1$),

$$Q_{k,j}^{post} = \frac{\sqrt{2}(\hat{Z}_k^{(j)} + \hat{Z}_{k+2}^{(j)})}{\sqrt{(\hat{Z}_k^{(j)} - \hat{Z}_{k+2}^{(j)})^2}}, \quad \mathcal{T}_n^{post,k} = \max_j |Q_{k,j}^{post}|,$$

with $\mathcal{T}_n^{post,k}$ denoting the test statistic for the k th hypothesis. We now introduce the following theorem.

Theorem 5.5. *Let Assumption 1, 2, 3, 5 hold, and Assumption 4 hold for $t = T$. Let $K \geq 4T$, and consider a design mechanism as Section 5.1 with policies as in Equation (26). Let $\eta_n = n^{-1/4-\xi}$, for a small $\xi > 0$, and $J_n = 0$. Let $\alpha/p \leq 0.08$. Then*

$$\lim_{n \rightarrow \infty} P\left(\mathcal{T}_n^{post,k} \leq \text{cv}(\alpha/p) \middle| \check{\beta}_{k,t}, H_0^{post,k}\right) \geq 1 - \alpha,$$

where $\text{cv}(h)$ denotes the $(1 - h)$ -th quantile of a standard Cauchy random variable.

The above theorem allows for separate testing. In the presence of multiple testing, size adjustments to control the compound error rate should be considered.

6 Policy choice in dynamic environments

In this section we discuss extensions of the model to allow for carry-over effects. For expositional convenience, we allow carry-over only through two consecutive periods, whereas all our results extend to carry-overs over multiple periods.

6.1 Assumptions and estimand

We start our discussion by introducing the dynamic model.

Assumption 7 (Dynamic model). For a conditional Bernoulli allocation with exogenous parameters as in Definition 2.1, let the followig hold

$$Y_{i,t} = m_i\left(D_{i,t}, X_i, \beta_{k(i),t}, \beta_{k(i),t-1}\right) + \varepsilon_{i,t}, \quad \mathbb{E}_{\beta_{k(i),1:t}}[\varepsilon_{i,t} | D_{i,t}, X_i] = 0,$$

for some unknown $m_i(\cdot)$.

Assumption 7 defines the outcomes as functions of their present treatment assignment, covariates, and the policy-decision β implemented in the current and past period. The component $\beta_{k,t-1}$ captures carry-over effects that result from neighbors' treatments in the past.

Similarly to Assumption 2, we assume that clusters are representative of the underlying population of interest.

Assumption 8 (Representative clusters). Let the following hold: for any random sample \mathcal{J}_k from cluster k , with size $|\mathcal{J}_k| = \bar{n}$, with

$$\frac{1}{\bar{n}} \sum_{i \in \mathcal{J}_k} m_i(d, x, \beta_t, \beta_{t-1}) = m(d, x, \beta_t, \beta_{t-1}) + \mathcal{O}(J_{\bar{n}}), \quad J_{\bar{n}} \rightarrow 0.$$

Discussion on the above condition can be found in Section 2. Given the above definitions, we can introduce the notion of welfare.

Definition 6.1 (Instantaneous welfare). Define

$$\Gamma(\beta, \phi) = \int \left\{ e(x; \beta) \left[m(1, x, \beta, \phi) - m(0, x, \beta, \phi) \right] + m(0, x, \beta, \phi) - c(x) e(x; \beta) \right\} dF_X(x)$$

the instantaneous welfare.

Definition 6.1 defines welfare as a function of parameters β , the current policy, and past policy ϕ . It captures the notion of welfare at a given point in time. We now introduce our estimand of interest.

Definition 6.2 (Estimand). Define the estimand as follows

$$\beta^{**} \in \arg \sup_{\beta \in \mathcal{B}} \Gamma(\beta, \beta).$$

Definition 6.2 defines the estimand of interest, which is defined as the vector of parameters that maximizes welfare, *under the constraint* that the decision remains invariant over time. The motivation follows similarly to Section 2: the researchers aim to report a single policy-recommendation, which can be implemented once the experimentation is concluded. Observe that optimization must take into consideration the instantaneous and dynamic effects of the treatment.

6.2 Algorithmic procedure and guarantees

Carry-over effects introduce challenges for optimization due to dynamics. A simple gradient descent may not converge, since every next iteration, the function $\Gamma(\beta_t, \beta_{t-1})$ also depend on past decisions. Motivated by this observation, we propose *patient* gradient descent updates.

“Patient” gradient descent First, we introduce the optimization algorithm in full generality. We begin our iteration from the starting value ι , we evaluate $\Gamma(\iota, \iota)$, and compute its *total* derivative $\nabla(\iota)$. We then update the current policy choice in the direction of the total derivative and wait for one more iteration before making the next update. Formally, the first three iteration consists of the following updates:

$$\Gamma(\iota, \iota) \Rightarrow \Gamma(\iota + \nabla(\iota), \iota) \Rightarrow \Gamma(\iota + \nabla(\iota), \iota + \nabla(\iota)).$$

We name the iterations “patient” since, in the third step, the algorithm makes a policy choice $\iota + \nabla(\iota)$, even if this choice may *decrease* utility in the third iteration, compared to the utility in the previous step. However, the overall utility from the first to the third iteration is increasing.

Estimation and updates The estimation procedure follows similarly to Section 5.1, with two small modifications: it initializes at $\beta = \iota$, implementing the policy for two consecutive periods. For every wave t , it performs the update as in Section 5.1 if t is even, and it applies no change to the current state if t is odd. Observe that whenever t is odd, no data-collection is required. Let the estimated coefficient be defined as $\hat{\beta}^{**}$.

Next, we discuss the theoretical guarantees of the proposed algorithm. The proof is included in the Appendix.

Theorem 6.1. *Let Assumptions 3, 5, 7, 8 hold. Let $n^{1/4} \geq \bar{C} \sqrt{\log(n) \gamma_n T^2 e^{B\sqrt{p}T} \log(KT)}$, $J_n \leq 1/\sqrt{n}$, $\eta_n = 1/n^{1/4+\xi}$, for a small $\xi > 0$, and finite constants $\infty > B, \bar{C} > 0$. Let $T \geq \zeta$, for a finite constant $\zeta < \infty$. Let $\beta \mapsto \Gamma(\beta, \beta)$ satisfying strict quasi-concavity in Assumption 6. Then with probability at least $1 - 1/n$,*

$$\|\beta^{**} - \hat{\beta}_T^{**}\|^2 \leq \frac{p\bar{C}}{T}$$

for a finite constant $\bar{C} < \infty$.

6.3 Non-stationary policies

First order conditions A natural question is whether β^{**} maximizes the long-run welfare defined as follows

$$\sum_{t=1}^{T^*} q^t \Gamma(\beta_t, \beta_{t-1})$$

where $q \in (0, 1)$ denotes a discounting factors. In the presence of concave $\Gamma(\cdot)$, linearity in carry-over effects, and lack of interactions of carry-overs with present assignments, the welfare-maximizing policy is stationary. To observe why, observe that the first order conditions read as follows:

$$\underbrace{\frac{\partial \Gamma(\beta_t, \beta_{t-1})}{\partial \beta_t}}_{(A)} + q \underbrace{\frac{\partial \Gamma(\beta_{t+1}, \beta_t)}{\partial \beta_t}}_{(B)} = 0, \quad \forall t. \quad (27)$$

Assuming that (B) is a constant and (A) does not depend on β_{t-1} , the solution to all the above equation is the same β_t in each equation. Whenever these conditions are not met, β^{**} finds a practical motivation instead: once the study is concluded, the policy-maker may prefer to adopt a single policy decision instead of a sequence of non-stationary decisions. However, in the following lines we also discuss non-stationary decisions, whenever those are of interest to the policy maker.

Policy parametrization The design of *non-stationary* decisions requires instead a more data-intense scenario. We sketch the main ideas in the following lines. From Equation (27), we observe that the welfare-maximizing β_{t+1} only depends on (β_t, β_{t-1}) . Using ideas from reinforcement learning (Sutton and Barto, 2018) we parametrize the policy function, by parameters $\theta \in \Theta$, with

$$\pi_\theta : \mathcal{B} \times \mathcal{B} \mapsto \mathcal{B}.$$

For any two past decisions, $\pi_\theta(\beta_t, \beta_{t-1})$ prescribes the welfare maximizing policy β_{t+1} in the subsequent iteration. The objective function takes the following form

$$W(\theta) = \sum_{t=1}^{T^*} q^t \Gamma\left(\pi_\theta(\beta_{t-1}, \beta_{t-2}), \pi_\theta(\beta_{t-2}, \beta_{t-3})\right), \quad (28)$$

such that $\beta_t = \pi_\theta(\beta_{t-1}, \beta_{t-2}) \quad \forall t \geq 1, \quad \beta_0 = \beta_{-1} = \iota.$

Here $W(\theta)$ denotes the long-run welfare indexed by a given policy's parameter θ . By taking first-order conditions, we have

$$\frac{\partial W(\theta)}{\partial \theta} = \sum_{t=1}^{T^*} q^t \left[\underbrace{\frac{\partial \Gamma\left(\pi_\theta(\beta_{t-1}, \beta_{t-2}), \pi_\theta(\beta_{t-2}, \beta_{t-3})\right)}{\partial \pi_\theta(\beta_{t-1}, \beta_{t-2})}}_{(i)} \times f_{\theta,t}(\iota) + \underbrace{\frac{\partial \Gamma\left(\pi_\theta(\beta_{t-1}, \beta_{t-2}), \pi_\theta(\beta_{t-2}, \beta_{t-3})\right)}{\partial \pi_\theta(\beta_{t-2}, \beta_{t-3})}}_{(ii)} \times f_{\theta,t-1}(\iota) \right],$$

where

$$f_{\theta,t}(\iota) = \frac{\partial \pi_\theta(\beta_t, \beta_{t-1})}{\partial \theta}, \quad \text{such that the constraint in Eq. (28) holds.}$$

Observe that the function $f_{\theta,t}(\iota)$ is known to the experimenter, that can be obtained through the chain rule. However, (i) and (ii) are unknown and must be estimated. The key idea consists of constructing triads of clusters and alternating perturbation over subsequent periods across two of the three clusters. An illustration is provided in Figure 5.

Grouping clusters Create groups of three clusters $\{k, k+1, k+2\}$;

Iterations Consider periods of experimentation $t \in \{1, \dots, T\}$. For each period, consider $j \in \{1, \dots, \dim(\theta)\}$ iterations and $s \in \{1, \dots, T^*\}$ sub-iterations. Over each period of experimentation a policy's parameter $\check{\theta}_{k,t}$ is chosen for each triad of clusters $\{k, k+1, k+2\}$. Denote $\check{\theta}_{k,t}(s)$ the policy recommendation under parameter $\check{\theta}_{k,t}$ after s iterations.¹⁴

¹⁴Formally, $\check{\theta}_{k,t}(s) = \pi_{\check{\theta}_{k,t}}(\beta_s, \beta_{s-1})$, $\beta_s = \pi_{\check{\theta}_{k,t}}(\beta_{s-1}, \beta_{s-2})$ if $s \geq 1$ and ι otherwise.

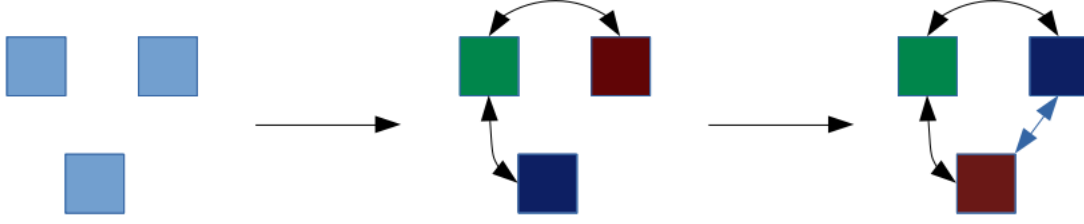


Figure 5: Randomization method for non-stationary policy design. Clusters are grouped into triads. In each triad a cluster (colored in green) is assigned the target policy $\check{\theta}_{k,t}$ over each $s \in \{1, \dots, T^*\}$ iterations. The policy in the remaining two clusters is perturbed every other iteration. As a result, the red cluster has the policy perturbed in the current period, but not in the past period, while the blue cluster has the policy perturbed in the past period, but not in the present period. The marginal effect is obtained by comparing the green cluster with respectively the blue (for marginal effects of past decisions) and red (for the marginal effect of present decisions).

Policy randomization Over each iteration (t, j, s) , and group of clusters $\{k, k+1, k+2\}$, randomize treatments as follows:

$$D_{i,jst} | X_i, \check{\theta}_{k,t} \sim \begin{cases} \text{Bern}\left(e(X_i; \check{\theta}_{k,t}(s))\right), & \text{if } k(i) = k \\ \text{Bern}\left(e(X_i; \check{\theta}_{k,t}(s) + \eta_n e_j)\right), & \text{if } k(i) = k+1 \text{ and } s \text{ is odd;} \\ \text{Bern}\left(e(X_i; \check{\theta}_{k,t}(s))\right), & \text{if } k(i) = k+1 \text{ and } s \text{ is even} \\ \text{Bern}\left(e(X_i; \check{\theta}_{k,t}(s) + \eta_n e_j)\right), & \text{if } k(i) = k+2 \text{ and } s \text{ is even;} \\ \text{Bern}\left(e(X_i; \check{\theta}_{k,t}(s))\right), & \text{if } k(i) = k+2 \text{ and } s \text{ is odd.} \end{cases} \quad (29)$$

Intuitively, one of the three clusters is assigned the same policy $\check{\theta}_{k,t}$. The remaining two clusters alternate over each sub-iteration $s \in \{1, \dots, T^*\}$ on whether a small deviation is applied or not to the policy.

Marginal effect estimator The estimator consists in taking the difference of the weighted outcomes between cluster k and cluster $k+1$ over odd iterations for estimating (i) and between k and $k+2$ over odd iterations for estimating (ii) and viceversa over even iterations. The j th entry of the gradient is computed at the end of T^* iteration defined as $\hat{F}_{k,t}^{(j)}$. A formal discussion is included in Appendix E.

Gradient update Similarly to Section 5.1, we perform gradient updates where the policy for the triad $\{k, k+1, k+2\}$ is updated using the gradient $\hat{F}_{k+3,t}$ is the subsequent triad.

The above procedure estimates the policy π_θ for out-of-sample implementation via

gradient descent method, requiring, however, a large number of iterations on the in-sample units. The estimated policy is then deployed on the target population, having a much larger size than the in-sample population.

Example 2.2 Cont'd Let $e(x; \beta) = \beta$ denote the percentage of treated individuals. Let $T = 10$ and $T^* = 5$. Then experimentation is conducted over 50 iterations. Clusters are first grouped into triads. Consider the triad $\{k, k + 1, k + 2\}$. Over each iteration cluster k is always assigned policy β ; cluster $k + 1$ alternates policy β in the first period, $\beta + \eta_n$ in the next period and so on; cluster $k + 2$ alternates policy $\beta + \eta_n$ in the first period, policy β in the next period and so on. At period $t = 1$, the marginal effect of changing the *current* decision is estimated using information from cluster k and cluster $k + 2$ since its policy is perturbed. At period $t = 2$, the marginal effect of changing the current policy is estimated using information from cluster k and $k + 1$. However the marginal effect of changing policy in the *previous period* is obtained using information from cluster k and $k + 2$. This follows from the fact that the policy of $k + 2$ was perturbed at period $t = 1$ but not $t = 2$.

7 Calibrated experiment

In this section, we study the numerical properties of the proposed estimator. We calibrate our experiments to data from Cai et al. (2015), and we consider as target estimand the percentage of individuals to be treated within each cluster.

7.1 Set up

The data¹⁵ contains network information of each individual over 47 villages in China and additional individual-specific characteristics. The outcome of interest is binary, and it consists of insurance adoption. We consider two graphs: (i) two individuals are connected if they had reciprocally indicated the other as a connection; (ii) two individuals are connected if either had indicated the other as a connection. In Table 1, we report summary statistics of the sample size across clusters. Clusters present a relatively small and heterogeneous sample size, centered around five-hundred observations, with the median equal to four-hundreds.

Let A^k denote the adjacency matrix in cluster k . We calibrate our simulations to the estimated linear-probability model

$$Y_{i,t} = \phi_0 + \phi_1 X_i + \phi_2 D_{i,t} + \phi_3 X_i \times D_{i,t} + S_i \phi_4 + S_i \times D_i \phi_5 + S_i^2 \phi_6 + \eta_{i,t},$$

¹⁵Data is accessible at <https://dataverse.harvard.edu/dataset.xhtml?persistentId=doi:10.7910/DVN/CXDJM0&widget=dataverse@harvard>.

where

$$S_i = \frac{\sum_{j \neq i} A_{i,j}^{k(i)} D_{i,t}}{\sum_{j \neq i} A_{i,j}^{k(i)}}$$

denotes the percentage of treated friends. The above equation captures direct effects through the coefficient ϕ_2 and ϕ_3 , where the latter also captures heterogeneity in effects; it captures spillover effects through the coefficient ϕ_4 and ϕ_6 , as well as interactions between spillover and direct effects through the coefficient ϕ_5 . We estimate those coefficients using a linear regressor with a small penalization (e^{-12}) to improve stability. The covariate matrix contains available individuals' information such as gender, age, rice-area, literacy, risk-aversion, the probability of disaster in a given region, and the number of friends. We simulate

$$\eta_{i,t} | \eta_{i,t-1} \sim \mathcal{N}(\rho \eta_{i,t-1}, \sigma^2), \quad X_i \sim_{i.i.d.} F_{X,n}$$

with $\rho = 0.8$, and $F_{X,n}$ denoting the empirical distribution of observations' covariates in the data. We calibrate the variance to be the estimated residuals variance, approximately equal to $\sigma^2 = 0.1$.

Table 1: Summary statistics of the distribution of the sample size across the forty-seven clusters.

Min	1st Quantile	Median	Mean	3rd Quantile	Max
120.0	249.0	396.0	477.8	670.5	1191.0

7.2 Adaptive experiment

We consider the problem of maximizing the probability of treatment assignments, with $\mathcal{E} = (0.1, 0.9)$. The population objective function obtained from the calibration is reported in Figure 1. We consider in total $T \in \{10, 15\}$ iterations, sampling from the first $K = T$ clusters. Following Remark 4, over each iteration, we randomize treatments twice in the same cluster, with the second randomization inducing a small perturbation. We consider two scenarios corresponding to two different within-cluster sample sizes:

- (A) Researchers sample once over each experimental wave from each cluster (i.e., $\bar{n} \approx 400$, where \bar{n} denotes the median sample size);
- (B) Researchers sample five times the *same participants* from each cluster over each experimental wave (i.e., $\bar{n} \approx 2000$).

Scenario (A) is less data-demanding since it requires to collect outcome variable only once over each sample, whereas it is subject to larger noise; Scenario (B) instead allows to construct of more precise estimators of the marginal effect at each iteration by collecting outcomes over five consecutive periods. In Scenario (B), the approximately 2000 sampled

units showcase *strong dependence* due to the persistency of the idiosyncratic errors and the fact that individuals observed over multiple periods have the same covariates. As a result, (B) reduces the variability occurring from the treatment assignments, but not from covariates. We choose $\eta_n = \bar{n}^{-1/2}$, with $\eta_n = 0.05$ for Scenario (A) and 0.022 for Scenario (B). Given the heterogeneity in the sample size $\bar{n}^{-1/2}$ does not affect consistency for the larger clusters, while controlling the bias across all clusters. We consider the adaptive learning rate of the gradient descent with $\gamma = 0.1$, and random initializations drawn uniformly between (0.2, 0.8).

We compare the proposed experiment to three alternative saturation experiments: (i) the first considers an equally spaced grid between (0.1, 0.9) and it assigns treatment saturations to clusters deterministically ; (ii) the second randomizes probabilities of treatments across clusters uniformly between (0.1, 0.9); the third is as (ii), but it only considers half of the clusters, excluding those clusters having less than four hundred observations (i.e., it performs less exploration, while keeping less noisy observations). Each saturation experiment collects information over $2 \times T$ consecutive periods in Scenario (A) and over $10 \times T$ consecutive periods in Scenario (B). The competitors estimate the welfare-maximizing probability using a *correctly specified* quadratic regression of the average outcomes onto the saturation probabilities, which is expected to have a small out-of-sample regret.

Figure 1 collects results for $T = 10$ for the strong network. A more comprehensive set of results is in Figure 6, where each column in the panel reports the average in-sample regret, the out-of-sample regret, and the worst-case regret across all clusters. The top panels show that under a denser network structure, the proposed design’s in-sample regret is significantly smaller across all T under consideration. The *out-of-sample* regret of the proposed estimator is comparable to the regret of the saturation experiment for $\bar{n} = 1200$ and slightly larger for $\bar{n} = 400$. We observe similar behavior in the bottom panel, where the proposed method achieves a significantly smaller in-sample regret. As \bar{n} increases, the in and out-of-sample regret of the algorithm decreases. The out-of-sample regret of the competitors also decreases, while the in-sample regret increases by design. We also observe that as T increases, the error of the sequential experiment may either increase or decrease. These mixed results document the trade-off between the number of iterations and the small sample size. Whenever the estimation error dominates the gradient descent’s optimization error, the number of waves increases the estimation error faster than the linear rate. As a result, longer experiments requires much larger samples for better accuracy. In practice, we recommend that practitioners carefully select the number of iterations by considering the overall sample size. Our results show that a small number of waves suffices to achieve the global optimum while controlling the in-sample regret.

7.3 Hypothesis testing

In this section, we discuss hypothesis testing. Similarly as before, we let $\eta_n = \bar{n}^{-1/2}$ and we consider scenarios with varying \bar{n} and number of clusters. Namely, we consider

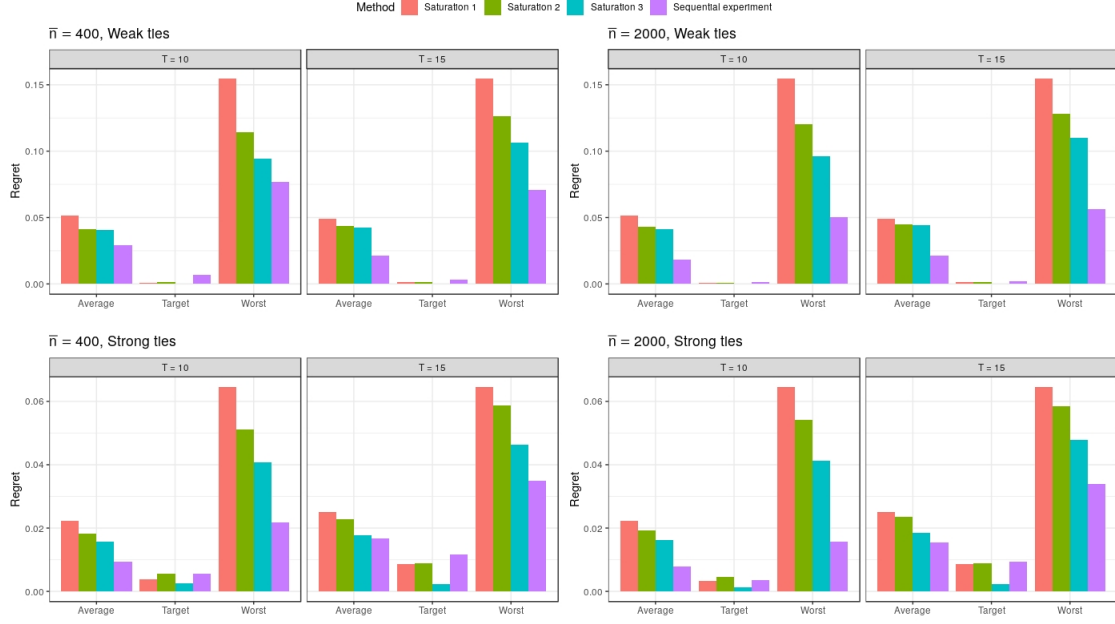


Figure 6: Results from adaptive experiment for $T \in \{10, 15\}$ with 200 replications. The top (weak ties) panels correspond to the denser network and at the bottom to the sparser network (strong ties). Saturation 1 corresponds to a saturation experiment with equally spaced saturation probabilities, Saturation 2, a design with saturation probabilities drawn randomly from a uniform distribution, and Saturation 3 as Saturation 2, but with half of the clusters, excluding those with less than four hundred observations. Matching is performed with the same cluster over two consecutive periods.

Table 2: Coverage Probability of testing the null hypothesis of optimality over 500 replications with test with size 5%. Here K denotes the number of clusters, with the first two, four, etc., clusters being considered. Median cluster’s size across all clusters is $\bar{n} \approx 400$. Iter (rows) corresponds to the number of periods the outcome from the same cluster participants are sampled. Matching is performed with the same cluster over two consecutive periods.

$K =$	Sparse network						Dense network					
	2	4	6	10	20	40	2	4	6	10	20	40
iter = 1	0.95	0.95	0.96	0.96	0.96	0.94	0.95	0.96	0.95	0.95	0.94	0.91
iter = 3	0.96	0.95	0.95	0.93	0.96	0.96	0.96	0.95	0.94	0.93	0.96	0.95
iter = 5	0.95	0.94	0.95	0.95	0.94	0.96	0.94	0.94	0.94	0.94	0.91	0.95

“iteration = 1” ($\bar{n} = 400$), “iteration = 3” ($\bar{n} = 1200$) , “iteration = 5” ($\bar{n} = 2000$), respectively corresponding to inference after one, three and five consecutive samplings from the participants in the cluster. We consider $K \in \{2, 4, 6, 10, 20, 40\}$ clusters. We match clusters with themselves over two consecutive iterations (see Remark 4). In Table 2, we report the coverage probability under the null hypothesis of welfare-optimality for a test with size 5%. The result shows that the coverage probability is approximately 95% across all designs. In Figure 7, we plot the power, i.e., the probability of rejection, whenever the coefficient moves away from the welfare-maximizing policy within a range from zero to 0.2. Results show that power increases with the number of clusters and the number of samples. Larger power occurs for the denser network due to stronger spillover effects.

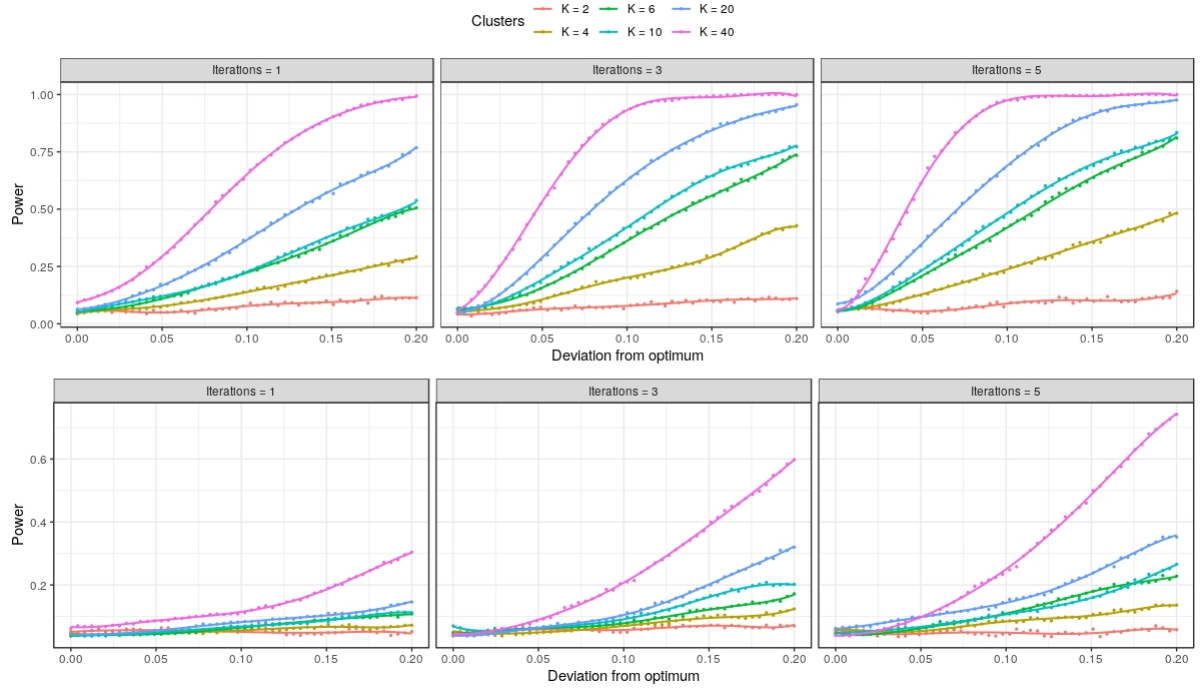


Figure 7: Power plot, five-hundred replications. The top panel corresponds to the dense network and the bottom panel to the sparse network. Different colors correspond to different numbers of clusters.

8 Conclusion

This paper has introduced a novel method for experimental design under unobserved interference to test and estimate welfare-maximizing policies. The proposed methodology exploits between and within-cluster *local* variation to estimate non-parametrically marginal spillover and direct effects. It uses the marginal effects of the treatment for hypothesis testing and policy-design. We discuss the method’s theoretical properties, showcase valid coverage in the presence of finitely many clusters for the hypothesis testing procedure, and guarantees on the in and out-of-sample regret of the design.

We outlined the importance of allowing for general unknown interactions without imposing a particular exposure-mapping. We make two assumptions: within-clusters interactions are local, and clusters are representative of the underlying population. We leave for future research addressing experimental design in the presence of heterogeneous clusters and global interaction mechanisms.

The hypothesis testing mechanism allows us to test for policy-optimality. Future extensions may be considered: (i) low-cost experimentation may prefer null hypotheses of no-policy optimality; (ii) the testing may be used for continuous treatments or observational studies. Finally, we introduced experimental designs for non-stationary policy-decision, discussing marginal effects under limited carry-overs. The design under infinitely long carry-over effects remains an open research question.

References

- Andrews, I., T. Kitagawa, and A. McCloskey (2019). Inference on winners. Technical report, National Bureau of Economic Research.
- Armstrong, T. and S. Shen (2015). Inference on optimal treatment assignments.
- Aronow, P. M., F. W. Crawford, J. R. Zubizarreta, et al. (2018). Confidence intervals for linear unbiased estimators under constrained dependence. *Electronic Journal of Statistics* 12(2), 2238–2252.
- Aronow, P. M., C. Samii, et al. (2017). Estimating average causal effects under general interference, with application to a social network experiment. *The Annals of Applied Statistics* 11(4), 1912–1947.
- Athey, S., D. Eckles, and G. W. Imbens (2018). Exact p-values for network interference. *Journal of the American Statistical Association* 113(521), 230–240.
- Athey, S. and G. W. Imbens (2018). Design-based analysis in difference-in-differences settings with staggered adoption. Technical report, National Bureau of Economic Research.

- Athey, S. and S. Wager (2020). Policy learning with observational data. *Econometrica*, *Forthcoming*.
- Bai, Y. (2019). Optimality of matched-pair designs in randomized controlled trials. *Available at SSRN 3483834*.
- Baird, S., J. A. Bohren, C. McIntosh, and B. Özler (2018). Optimal design of experiments in the presence of interference. *Review of Economics and Statistics* 100(5), 844–860.
- Bakirov, N. K. and G. J. Szekely (2006). Student’s t-test for gaussian scale mixtures. *Journal of Mathematical Sciences* 139(3), 6497–6505.
- Banerjee, A., A. G. Chandrasekhar, E. Duflo, and M. O. Jackson (2013). The diffusion of microfinance. *Science* 341(6144), 1236498.
- Basse, G. and A. Feller (2018). Analyzing two-stage experiments in the presence of interference. *Journal of the American Statistical Association* 113(521), 41–55.
- Basse, G. W. and E. M. Airoldi (2018a). Limitations of design-based causal inference and a/b testing under arbitrary and network interference. *Sociological Methodology* 48(1), 136–151.
- Basse, G. W. and E. M. Airoldi (2018b). Model-assisted design of experiments in the presence of network-correlated outcomes. *Biometrika* 105(4), 849–858.
- Bhattacharya, D. (2009). Inferring optimal peer assignment from experimental data. *Journal of the American Statistical Association* 104(486), 486–500.
- Bhattacharya, D. and P. Dupas (2012). Inferring welfare maximizing treatment assignment under budget constraints. *Journal of Econometrics* 167(1), 168–196.
- Bhattacharya, D., P. Dupas, and S. Kanaya (2013). Estimating the impact of means-tested subsidies under treatment externalities with application to anti-malarial bednets. Technical report, National Bureau of Economic Research.
- Bhattacharya, D., P. Dupas, and S. Kanaya (2019). Demand and welfare analysis in discrete choice models with social interactions. *Available at SSRN 3116716*.
- Bond, R. M., C. J. Fariss, J. J. Jones, A. D. Kramer, C. Marlow, J. E. Settle, and J. H. Fowler (2012). A 61-million-person experiment in social influence and political mobilization. *Nature* 489(7415), 295.
- Bottou, L., F. E. Curtis, and J. Nocedal (2018). Optimization methods for large-scale machine learning. *Siam Review* 60(2), 223–311.

- Boyd, S., S. P. Boyd, and L. Vandenberghe (2004). *Convex optimization*. Cambridge university press.
- Breza, E., A. G. Chandrasekhar, T. H. McCormick, and M. Pan (2020). Using aggregated relational data to feasibly identify network structure without network data. *American Economic Review* 110(8), 2454–84.
- Brooks, R. L. (1941). On colouring the nodes of a network. In *Mathematical Proceedings of the Cambridge Philosophical Society*, Volume 37, pp. 194–197. Cambridge University Press.
- Bubeck, S., N. Cesa-Bianchi, et al. (2012). Regret analysis of stochastic and nonstochastic multi-armed bandit problems. *Foundations and Trends® in Machine Learning* 5(1), 1–122.
- Bubeck, S., Y. T. Lee, and R. Eldan (2017). Kernel-based methods for bandit convex optimization. In *Proceedings of the 49th Annual ACM SIGACT Symposium on Theory of Computing*, pp. 72–85.
- Cai, J., A. De Janvry, and E. Sadoulet (2015). Social networks and the decision to insure. *American Economic Journal: Applied Economics* 7(2), 81–108.
- Cesa-Bianchi, N. and G. Lugosi (2006). *Prediction, learning, and games*. Cambridge university press.
- Chernozhukov, V., D. Chetverikov, M. Demirer, E. Duflo, C. Hansen, W. Newey, and J. Robins (2018). Double/debiased machine learning for treatment and structural parameters.
- Chernozhukov, V., D. Chetverikov, K. Kato, et al. (2014). Gaussian approximation of suprema of empirical processes. *The Annals of Statistics* 42(4), 1564–1597.
- Chin, A., D. Eckles, and J. Ugander (2018). Evaluating stochastic seeding strategies in networks. *arXiv preprint arXiv:1809.09561*.
- Choi, D. (2017). Estimation of monotone treatment effects in network experiments. *Journal of the American Statistical Association* 112(519), 1147–1155.
- Christakis, N., J. Fowler, G. W. Imbens, and K. Kalyanaraman (2020). An empirical model for strategic network formation. In *The Econometric Analysis of Network Data*, pp. 123–148. Elsevier.
- Dehejia, R. H. (2005). Program evaluation as a decision problem. *Journal of Econometrics* 125(1-2), 141–173.

- Doudchenko, N., M. Zhang, E. Drynkin, E. Airoidi, V. Mirrokni, and J. Pouget-Abadie (2020). Causal inference with bipartite designs. *arXiv preprint arXiv:2010.02108*.
- Dupas, P. (2014). Short-run subsidies and long-run adoption of new health products: Evidence from a field experiment. *Econometrica* 82(1), 197–228.
- Durrett, R. (2019). *Probability: theory and examples*, Volume 49. Cambridge university press.
- Eckles, D., B. Karrer, and J. Ugander (2017). Design and analysis of experiments in networks: Reducing bias from interference. *Journal of Causal Inference* 5(1).
- Egger, D., J. Haushofer, E. Miguel, P. Niehaus, and M. W. Walker (2019). General equilibrium effects of cash transfers: experimental evidence from kenya. Technical report, National Bureau of Economic Research.
- Elliott, G. and R. P. Lieli (2013). Predicting binary outcomes. *Journal of Econometrics* 174(1), 15–26.
- Flaxman, A. D., A. T. Kalai, and H. B. McMahan (2004). Online convex optimization in the bandit setting: gradient descent without a gradient. *arXiv preprint cs/0408007*.
- Forastiere, L., E. M. Airoidi, and F. Mealli (2020). Identification and estimation of treatment and interference effects in observational studies on networks. *Journal of the American Statistical Association*, 1–18.
- Goldsmith-Pinkham, P. and G. W. Imbens (2013). Social networks and the identification of peer effects. *Journal of Business & Economic Statistics* 31(3), 253–264.
- Graham, B. S., G. W. Imbens, and G. Ridder (2010). Measuring the effects of segregation in the presence of social spillovers: A nonparametric approach. Technical report, National Bureau of Economic Research.
- Guo, R., J. Li, and H. Liu (2020). Counterfactual evaluation of treatment assignment functions with networked observational data. In *Proceedings of the 2020 SIAM International Conference on Data Mining*, pp. 271–279. SIAM.
- Hadad, V., D. A. Hirshberg, R. Zhan, S. Wager, and S. Athey (2019). Confidence intervals for policy evaluation in adaptive experiments. *arXiv preprint arXiv:1911.02768*.
- Hazan, E., K. Levy, and S. Shalev-Shwartz (2015). Beyond convexity: Stochastic quasi-convex optimization. In *Advances in Neural Information Processing Systems*, pp. 1594–1602.
- Hirano, K. and J. R. Porter (2020). Asymptotic analysis of statistical decision rules in econometrics. *Handbook of Econometrics*.

- Horvitz, D. G. and D. J. Thompson (1952). A generalization of sampling without replacement from a finite universe. *Journal of the American statistical Association* 47(260), 663–685.
- Hudgens, M. G. and M. E. Halloran (2008). Toward causal inference with interference. *Journal of the American Statistical Association* 103(482), 832–842.
- Ibragimov, R. and U. K. Müller (2010). t-statistic based correlation and heterogeneity robust inference. *Journal of Business & Economic Statistics* 28(4), 453–468.
- Imai, K. and M. L. Li (2019). Experimental evaluation of individualized treatment rules. *arXiv preprint arXiv:1905.05389*.
- Jagadeesan, R., N. S. Pillai, A. Volfovsky, et al. (2020). Designs for estimating the treatment effect in networks with interference. *Annals of Statistics* 48(2), 679–712.
- Janson, S. (2004). Large deviations for sums of partly dependent random variables. *Random Structures & Algorithms* 24(3), 234–248.
- Jones, J. J., R. M. Bond, E. Bakshy, D. Eckles, and J. H. Fowler (2017). Social influence and political mobilization: Further evidence from a randomized experiment in the 2012 us presidential election. *PloS one* 12(4), e0173851.
- Kallus, N. (2017). Recursive partitioning for personalization using observational data. In *Proceedings of the 34th International Conference on Machine Learning-Volume 70*, pp. 1789–1798. JMLR. org.
- Kang, H. and G. Imbens (2016). Peer encouragement designs in causal inference with partial interference and identification of local average network effects. *arXiv preprint arXiv:1609.04464*.
- Kasy, M. (2016). Partial identification, distributional preferences, and the welfare ranking of policies. *Review of Economics and Statistics* 98(1), 111–131.
- Kasy, M. (2017). Who wins, who loses? identification of the welfare impact of changing wages.
- Kasy, M. (2018). Optimal taxation and insurance using machine learning—sufficient statistics and beyond. *Journal of Public Economics* 167, 205–219.
- Kasy, M. and A. Sautmann (2019). Adaptive treatment assignment in experiments for policy choice. *Econometrica*.
- Kato, M. and Y. Kaneko (2020). Off-policy evaluation of bandit algorithm from dependent samples under batch update policy. *arXiv preprint arXiv:2010.13554*.

- Kim, D. A., A. R. Hwang, D. Stafford, D. A. Hughes, A. J. O'Malley, J. H. Fowler, and N. A. Christakis (2015). Social network targeting to maximise population behaviour change: a cluster randomised controlled trial. *The Lancet* 386(9989), 145–153.
- Kitagawa, T. and A. Tetenov (2018). Who should be treated? Empirical welfare maximization methods for treatment choice. *Econometrica* 86(2), 591–616.
- Kitagawa, T. and A. Tetenov (2019). Equality-minded treatment choice. *Journal of Business & Economic Statistics*, 1–14.
- Kleinberg, R. D. (2005). Nearly tight bounds for the continuum-armed bandit problem. In *Advances in Neural Information Processing Systems*, pp. 697–704.
- Leung, M. P. (2020). Treatment and spillover effects under network interference. *Review of Economics and Statistics* 102(2), 368–380.
- Li, S. and S. Wager (2020). Random graph asymptotics for treatment effect estimation under network interference. *arXiv preprint arXiv:2007.13302*.
- Li, X., P. Ding, Q. Lin, D. Yang, and J. S. Liu (2019). Randomization inference for peer effects. *Journal of the American Statistical Association*, 1–31.
- Lu, C., B. Schölkopf, and J. M. Hernández-Lobato (2018). Deconfounding reinforcement learning in observational settings. *arXiv preprint arXiv:1812.10576*.
- Luedtke, A. R. and M. J. Van Der Laan (2016). Statistical inference for the mean outcome under a possibly non-unique optimal treatment strategy. *Annals of statistics* 44(2), 713.
- Manski (2004). Statistical treatment rules for heterogeneous populations. *Econometrica* 72(4), 1221–1246.
- Manski, C. F. (2013). Identification of treatment response with social interactions. *The Econometrics Journal* 16(1), S1–S23.
- Mbakop, E. and M. Tabord-Meehan (2016). Model selection for treatment choice: Penalized welfare maximization. *arXiv preprint arXiv:1609.03167*.
- Mbakop, E. and M. Tabord-Meehan (2018). Model selection for treatment choice: Penalized welfare maximization. *arXiv.org* 1609.03167.
- Muralidharan, K. and P. Niehaus (2017). Experimentation at scale. *Journal of Economic Perspectives* 31(4), 103–24.
- Muralidharan, K., P. Niehaus, and S. Sukhtankar (2017). General equilibrium effects of (improving) public employment programs: Experimental evidence from india. Technical report, National Bureau of Economic Research.

- Murphy, S. A. (2003). Optimal dynamic treatment regimes. *Journal of the Royal Statistical Society: Series B (Statistical Methodology)* 65(2), 331–355.
- Nie, X., E. Brunskill, and S. Wager (2020). Learning when-to-treat policies. *Journal of the American Statistical Association* (just-accepted), 1–58.
- Ogburn, E. L., O. Sofrygin, I. Diaz, and M. J. van der Laan (2017). Causal inference for social network data. *arXiv preprint arXiv:1705.08527*.
- Oppen, I. M. (2016). Does helping john help sue? evidence of spillovers in education. *American Economic Review* 109(3), 1080–1115.
- Park, C. and H. Kang (2020). Efficient semiparametric estimation of network treatment effects under partial interference. *arXiv preprint arXiv:2004.08950*.
- Pouget-Abadie, J. (2018). *Dealing with Interference on Experimentation Platforms*. Ph. D. thesis.
- Rai, Y. (2018). Statistical inference for treatment assignment policies. *Unpublished Manuscript*.
- Ross, N. et al. (2011). Fundamentals of stein’s method. *Probability Surveys* 8, 210–293.
- Rubin, D. B. (1990). Formal mode of statistical inference for causal effects. *Journal of statistical planning and inference* 25(3), 279–292.
- Russo, D., B. Van Roy, A. Kazerouni, I. Osband, and Z. Wen (2017). A tutorial on thompson sampling. *arXiv preprint arXiv:1707.02038*.
- Saez, E. (2001). Using elasticities to derive optimal income tax rates. *The review of economic studies* 68(1), 205–229.
- Sävje, F., P. M. Aronow, and M. G. Hudgens (2020). Average treatment effects in the presence of unknown interference. *The Annals of Statistics, Forthcoming*.
- Stoye, J. (2009). Minimax regret treatment choice with finite samples. *Journal of Econometrics* 151(1), 70–81.
- Stoye, J. (2012). Minimax regret treatment choice with covariates or with limited validity of experiments. *Journal of Econometrics* 166(1), 138–156.
- Sutton, R. S. and A. G. Barto (2018). *Reinforcement learning: An introduction*. MIT press.
- Tabord-Meehan, M. (2018). Stratification trees for adaptive randomization in randomized controlled trials. *arXiv preprint arXiv:1806.05127*.

- Taylor, S. J. and D. Eckles (2018). Randomized experiments to detect and estimate social influence in networks. In *Complex Spreading Phenomena in Social Systems*, pp. 289–322. Springer.
- Tetenov, A. (2012). Statistical treatment choice based on asymmetric minimax regret criteria. *Journal of Econometrics* 166(1), 157–165.
- Ugander, J., B. Karrer, L. Backstrom, and J. Kleinberg (2013). Graph cluster randomization: Network exposure to multiple universes. In *Proceedings of the 19th ACM SIGKDD international conference on Knowledge discovery and data mining*, pp. 329–337. ACM.
- Vazquez-Bare, G. (2017). Identification and estimation of spillover effects in randomized experiments. *arXiv preprint arXiv:1711.02745*.
- Viviano, D. (2019). Policy targeting under network interference. *arXiv preprint arXiv:1906.10258*.
- Viviano, D. (2020). Experimental design under network interference. *arXiv preprint arXiv:2003.08421*.
- Wager, S. and K. Xu (2019). Experimenting in equilibrium. *arXiv preprint arXiv:1903.02124*.
- Wainwright, M. J. (2019). *High-dimensional statistics: A non-asymptotic viewpoint*, Volume 48. Cambridge University Press.
- Zhang, K. W., L. Janson, and S. A. Murphy (2020). Inference for batched bandits. *arXiv preprint arXiv:2002.03217*.
- Zubcsek, P. P. and M. Sarvary (2011). Advertising to a social network. *Quantitative Marketing and Economics* 9(1), 71–107.

A Preliminaries and notation

First, we introduce conventions and notation. Whenever we take summation, we sum over *experimental participants* unless otherwise specified. We define $x \lesssim y$ if x is less or equal than y times a universal constant. We refer to the number of clusters as $k \in \{1, \dots, K, 1 \dots\}$ with the cluster index $k = K + 1 = 1$. With abuse of notation, we define

$$\beta_{k,j,t} = b_k^j(\check{\beta}_{k,t}), \quad j \in \{1, \dots, p\}.$$

We define $n_{k,t}$ the sample size for cluster k for wave t , allowing for possibly different sample sizes, but assuming that clusters in the same pair have the same number of participants.

Throughout our proofs, we will implicitly condition on v_1, \dots, v_K . Finally, observe that $\beta_{k,1:p,t}$ is a measurable function of $\check{\beta}_{k,t}$, and therefore conditioning on $\check{\beta}_{k,t}$ will implicitly result into conditioning also on $\beta_{k,1:p,t}$. We define $G_{i,t}^{(j)} = G(\check{\beta}_{k(i),t})$.

Oracle gradient descent We define

$$\beta_t^* = \Pi_{\mathcal{B}_1, \mathcal{B}_2} \left[\beta_{t-1}^* + \alpha_{t-1} V(\beta_{t-1}^*) \right], \quad \beta_0^* = \iota, \quad (30)$$

the *oracle* solution of the local optimization procedure, for known welfare function. $\alpha_t = \frac{\gamma}{\sqrt{t+1} \|V(\beta_t^*)\|}$ unless otherwise specified. Take $T > 0$. The algorithm terminates if $\|V(\beta_t^*)\|_2 \leq \frac{1}{\mu\sqrt{T}}$.

We now discuss definitions of dependency graphs.

Definition A.1 (Adjacency matrix and dependency graph). Given n random variables R_i , we denote A_n an adjacency matrix with $A_n^{(i,j)} = 1$ if and only if R_i and R_j are dependent. The variables connected under A_n forms a dependency graph (Janson, 2004), i.e., units that are not connected are mutually independent.

Lemma A.1. (Ross et al., 2011) Let X_1, \dots, X_n be random variables such that $\mathbb{E}[X_i^4] < \infty$, $\mathbb{E}[X_i] = 0$, $\sigma^2 = \text{Var}(\sum_{i=1}^n X_i)$ and define $W = \sum_{i=1}^n X_i / \sigma$. Let the collection (X_1, \dots, X_n) have dependency neighborhoods N_i , $i = 1, \dots, n$ and also define $D = \max_{1 \leq i \leq n} |N_i|$. Then for Z a standard normal random variable, we obtain

$$d_W(W, Z) \leq \frac{D^2}{\sigma^3} \sum_{i=1}^n \mathbb{E}|X_i|^3 + \frac{\sqrt{28}D^{3/2}}{\sqrt{\pi}\sigma^2} \sqrt{\sum_{i=1}^n \mathbb{E}[X_i^4]}, \quad (31)$$

where d_W denotes the Wasserstein metric.

Definition A.2. (Proper Cover) Given an adjacency matrix A_n , with n rows and columns, a family $\mathcal{C}_n = \{\mathcal{C}_n(j)\}$ of disjoint subsets of $[n]$ is a proper cover of A_n if $\cup \mathcal{C}_n(j) = [n]$ and $\mathcal{C}_n(j)$ contains units such that for any pair of elements $\{(i, k) \in \mathcal{C}_n(j), k \neq i\}$, $A_n^{(i,k)} = 0$.

The size of the smallest proper cover is the chromatic number, defined as $\chi(A_n)$.

Definition A.3. (Chromatic Number) *The chromatic number $\chi(A_n)$, denotes the size of the smallest proper cover of A_n .*

Lemma A.2. (Brook's Theorem, [Brooks \(1941\)](#)) *For any connected undirected graph G with maximum degree Δ , the chromatic number of G is at most Δ unless G is a complete graph or an odd cycle, in which case the chromatic number is $\Delta + 1$.*

B Lemmas

In the first Lemma, we extend results from [Janson \(2004\)](#) for the concentration of unbounded sub-gaussian random variables. We state the lemma for general random variables R_i forming a dependency graph with adjacency matrix A_n .

Lemma B.1. *Define $\{R_i\}_{i=1}^n$ sub-gaussian random variables, forming a dependency graph with adjacency matrix A_n with maximum degree bounded by γ_n . Then with probability at least $1 - \delta$,*

$$\left| \frac{1}{n} \sum_{i=1}^n (R_i - \mathbb{E}[R_i]) \right| \leq \bar{C} \sqrt{\frac{\gamma_n \log(\gamma_n/\delta)}{n}}.$$

for a finite constant $\bar{C} < \infty$.

Proof. First, we construct a proper cover \mathcal{C}_n as in Definition [A.2](#), with minimal chromatic number $\chi(A_n)$. We can write

$$\left| \frac{1}{n} \sum_{i=1}^n (R_i - \mathbb{E}[R_i]) \right| \leq \sum_{\mathcal{C}_n(j) \in \mathcal{C}_n} \underbrace{\left| \frac{1}{n} \sum_{i \in \mathcal{C}_n(j)} (R_i - \mathbb{E}[R_i]) \right|}_{(A)}.$$

Observe now that by definition of the dependency graph, components in (A) are mutually independent. Using the Chernoff's bound ([Wainwright, 2019](#)), we have that with probability at least $1 - \delta$,

$$\left| \sum_{i \in \mathcal{C}_n(j)} (R_i - \mathbb{E}[R_i]) \right| \leq \bar{C} \sqrt{|\mathcal{C}_n(j)| \log(1/\delta)},$$

for a finite constant $\bar{C} < \infty$, where $|\mathcal{C}_n(j)|$ denotes the number of elements in $\mathcal{C}_n(j)$. As a result, using the union bound, we obtain that with probability at least $1 - \delta$,

$$\left| \frac{1}{n} \sum_{i=1}^n (R_i - \mathbb{E}[R_i]) \right| \leq \underbrace{\frac{\bar{C}}{n} \sum_{\mathcal{C}_n(j) \in \mathcal{C}_n} \sqrt{|\mathcal{C}_n(j)| \log(\chi(A_n)/\delta)}}_{(B)}.$$

Using concavity of the square-root function, after multiplying and dividing (B) by $\chi(A_n)$, we have

$$\begin{aligned} (B) &\leq \frac{\bar{C}}{n} \chi(A_n) \sqrt{\frac{1}{\chi(A_n)} \sum_{\mathcal{C}_n(j) \in \mathcal{C}_n} |\mathcal{C}_n(j)| \log(\chi(A_n)/\delta)} \\ &= \frac{\bar{C}}{n} \sqrt{\chi(A_n) n \log(\chi(A_n)/\delta)}. \end{aligned}$$

The last equality follows by the definition of proper cover. The final result follows by Lemma A.2. \square

Lemma B.2. *Under Assumption 3, $\eta_n W_{i,t}^{(j)}(\beta)$ is sub-gaussian for some parameter $\tilde{\sigma}^2 < \infty$, for any $\beta \in \mathcal{B}$.*

Proof. Observe that we can write

$$\begin{aligned} \eta_n W_{i,t}^{(j)}(\beta) &= Y_{i,t} \eta_n \underbrace{\frac{\partial e(X_i; \beta)}{\partial \beta} \times \left[\frac{D_{i,t}}{e(X_i; b_{k(i)}^j(\beta))} - \frac{(1 - D_{i,t})}{1 - e(X_i; b_{k(i)}^j(\beta))} \right]}_{(A)} \\ &\quad + Y_{i,t} \times \underbrace{2v_{k(i)} e(X_i; \beta) \left[\frac{Y_{i,t} D_{i,t}}{e(X_i; b_{k(i)}^j(\beta))} - \frac{Y_{i,t} (1 - D_{i,t})}{1 - e(X_i; b_{k(i)}^j(\beta))} \right]}_{(B)} - \underbrace{\eta_n c(X_i) \frac{\partial e(X_i; \beta)}{\partial \beta}}_{(C)}. \end{aligned}$$

By definition of \mathcal{E} and Assumption 3, (A) in the expression is bounded by $\bar{C} \eta_n$ for a finite constant \bar{C} . Similarly, (B) is bounded by a finite constant \bar{C} , while (C) is uniformly bounded by Assumption 3. Since $Y_{i,t}$ is sub-gaussian by Assumption 3, and $\eta_n \leq 1$, the result follows. \square

We now introduce the main lemmas.

Lemma B.3. *Let Assumption 1, 5 hold. Consider the experimental design in Equation (22) with $\check{\beta}_{k,t}$ estimated as in Section 5.1. Then for any pair of clusters $\{k, k+1\}$, with k being odd*

$$\left(\check{\beta}_{k,1}, \dots, \check{\beta}_{k,t} \right) \perp \left\{ \varepsilon_{i,t}, X_i \right\}_{i:k(i) \in \{k, k+1\}}.$$

Proof. We prove the statement recursively. At time $s = 1$, the claim holds trivially, since treatment are assigned exogenously, with $\check{\beta}_{k,1} = \iota$. Suppose now that the claim holds until $s = t - 1$. Then we want to show that it holds at time t . By the recursive argument, each component $\check{\beta}_{k,1}, \dots, \check{\beta}_{k,t-1}$ is independent on $\left\{ \varepsilon_{i,t}, X_i \right\}_{i:k(i) \in \{k, k+1\}}$. In addition, $\check{\beta}_{k,t}$ reads as follows

$$\check{\beta}_{k,t} = \Pi \left[\check{\beta}_{k,t-1} + \alpha_{k,t} \hat{V}_{k,t} \right].$$

Therefore, we are only left to show that $\hat{V}_{k,t}$ is independent on $\left\{\varepsilon_{i,t}, X_i\right\}_{i:k(i) \in \{k, k+1\}}$, since also $\alpha_{k,t}$ only depends on $\hat{V}_{k,t}$. To show the latter claim, we observe that $\hat{V}_{k,t}$ depends on observables and unobservables $\{X_i, \varepsilon_{i,t-1}, D_{i,t-1}\}_{i:k(i) \in \{k+2, k+3\}}$ in the clusters $k+2, k+3$, that conditional on $\check{\beta}_{k+2,t-1}$, are independent on $\{X_i, \varepsilon_{i,t}, D_{i,t}\}_{i:k(i) \in \{k, k+1\}}$ by Assumption 1. Observe that $\check{\beta}_{k+2,t-1}$ depends on observables and unobservables $\left\{\varepsilon_{i,t-2}, X_i, D_{i,t-2}\right\}_{i:k(i) \in \{k+4, k+5\}}$ and $\check{\beta}_{k+4,t-2}$ and so recursively. Under Assumption 5, the recursive chain stops at time $t = 0$ before reaching clusters $k, k+1$, which guarantees that $\check{\beta}_{k+2,t-1}$ is independent on $\left\{\varepsilon_{i,t}, X_i\right\}_{i:k(i) \in \{k, k+1\}}$. \square

Lemma B.4. *Let Assumption 1, 5 hold. Consider the experimental design in Section 5.1. Then, the following holds:*

$$\begin{aligned}\mathbb{E}\left[\frac{Y_{i,jt}D_{i,jt}}{e(X_i; \beta_{k(i),j,t})} \middle| \beta_{k(i),1:p,t}, X_i\right] &= m_i(1, X_i, \beta_{k(i),j,t}) \\ \mathbb{E}\left[\frac{Y_{i,jt}(1-D_{i,jt})}{1-e(X_i; \beta_{k(i),j,t})} \middle| \beta_{k(i),1:p,t}, X_i\right] &= m_i(0, X_i, \beta_{k(i),j,t}).\end{aligned}$$

Proof. We prove the first statement, while the second statement follows similarly. Under Assumption 1

$$\mathbb{E}\left[\frac{Y_{i,jt}D_{i,jt}}{e(X_i; \beta_{k(i),j,t})} \middle| \beta_{k(i),1:p,t}, X_i\right] = \mathbb{E}\left[\frac{m_i(1, X_i, \beta_{k(i),j,t})D_{i,jt}}{e(X_i; \beta_{k(i),j,t})} \middle| \beta_{k(i),1:p,t}, X_i\right] + \mathbb{E}\left[\frac{\varepsilon_{i,jt}D_{i,jt}}{e(X_i; \beta_{k(i),j,t})} \middle| \beta_{k(i),1:p,t}, X_i\right].$$

Observe that by design

$$\mathbb{E}\left[\frac{m_i(1, X_i, \beta_{k(i),j,t})D_{i,jt}}{e(X_i; \beta_{k(i),j,t})} \middle| \beta_{k(i),1:p,t}, X_i\right] = m_i(1, X_i, \beta_{k(i),j,t}).$$

In addition, by Lemma B.3,

$$\mathbb{E}\left[\frac{\varepsilon_{i,jt}D_{i,jt}}{e(X_i; \beta_{k(i),j,t})} \middle| \beta_{k(i),1:p,t}, X_i\right] = 0$$

completing the proof. \square

Lemma B.5. *Let Assumption 1, 2, 3, 5, hold. Let $W_{i,t}^{(j)}$ be defined as in Equation (15). Then for any odd k ,*

$$\frac{1}{2n_{k,j,t}} \sum_{i:k(i) \in \{k, k+1\}} \mathbb{E}\left[W_{i,t}^{(j)}\left(\check{\beta}_{k(i),t}\right) \middle| \check{\beta}_{k,1:t}\right] = V^{(j)}(\check{\beta}_{k,t}) + \mathcal{O}(\eta_n) + \mathcal{O}(J_{n_{k,t}} \times \frac{1}{\eta_n}).$$

Proof. Recall the definition of $V(\beta)$ in Definition 3.1. Throughout the proof we refer to J_n as $J_{n_{k,t}}$. Observe that by Lemma B.4, since v_k is deterministic, we can write

$$\begin{aligned} & \frac{1}{2n_{k,t}} \sum_{i:k(i) \in \{k,k+1\}} \mathbb{E} \left[W_{i,t}^{(j)} \left(\check{\beta}_{k(i),t} \right) \middle| \check{\beta}_{k,1:t} \right] = \\ & \underbrace{\frac{1}{2n_{k,t}} \sum_{i:k(i) \in \{k,k+1\}} \mathbb{E} \left[m_i(1, X, \beta_{k(i),t}) G_{i,t}^{(j)} - m_i(0, X, \beta_{k(i),t}) \left(G_{i,t}^{(j)} - \frac{2v_{k(i)}}{\eta_n} \right) \middle| \check{\beta}_{k,t} \right]}_{(A)} - \underbrace{\mathbb{E} \left[c(X) \frac{\partial e(X; \check{\beta}_{k,t})}{\partial \beta^{(j)}} \middle| \check{\beta}_{k,t} \right]}_{(B)}. \end{aligned} \quad (32)$$

By the dominated convergence theorem (Durrett, 2019), and Lemma B.3 we have

$$(B) = \frac{\partial \int c(x) e(x; \check{\beta}_{k,t}) dF_X(x)}{\partial \beta^{(j)}}. \quad (33)$$

We decompose (A) in the following components.

$$\begin{aligned} (A) &= \underbrace{\frac{1}{2n_{k,t}} \sum_{i:k(i) \in \{k,k+1\}} \mathbb{E} \left[\frac{\partial e(X; \check{\beta}_{k(i),t})}{\partial \beta} \left(m_i(1, X, \beta_{k(i),j,t}) - m_i(0, X, \beta_{k(i),j,t}) \right) \middle| \check{\beta}_{k,t} \right]}_{(i)} \\ &+ \underbrace{\frac{1}{2n_{k,t}} \sum_{i:k(i) \in \{k,k+1\}} \mathbb{E} \left[e(X; \check{\beta}_{k(i),t}) \left(m_i(1, X, \beta_{k(i),j,t}) - m_i(0, X, \beta_{k(i),j,t}) \right) \middle| \check{\beta}_{k,t} \right] \frac{2v_{k(i)}}{\eta_n}}_{(ii)} \\ &+ \underbrace{\frac{1}{2n_{k,t}} \sum_{i:k(i) \in \{k,k+1\}} \mathbb{E} \left[m_i(0, X, \beta_{k(i),j,t}) \middle| \check{\beta}_{k,t} \right] \frac{2v_{k(i)}}{\eta_n}}_{(iii)}. \end{aligned}$$

We now discuss each of the above terms separately. We start from (i). By Lemma B.3, we can write (recall that $\check{\beta}_{k,t} = \check{\beta}_{k+1,t}$ for k being odd)

$$(i) = \int \frac{\partial e(x; \check{\beta}_{k,t})}{\partial \beta} \frac{1}{2n_{k,t}} \sum_{i:k(i) \in \{k,k+1\}} \left(m_i(1, x, \beta_{k(i),j,t}) - m_i(0, x, \beta_{k(i),j,t}) \right) dF_X(x).$$

Under Assumption 2, and Lemma B.3, we have

$$(i) = \frac{1}{2} \sum_{h \in \{k,k+1\}} \underbrace{\int \frac{\partial e(x; \check{\beta}_{k,t})}{\partial \beta} \left(m(1, x, \beta_{h,j,t}) - m(0, x, \beta_{h,j,t}) \right) dF_X(x)}_{(v)} + \mathcal{O}(J_n)$$

since $\frac{\partial e(x; \beta)}{\partial \beta}$ is uniformly bounded over the parameter space. Therefore, we can write

$$(i) = \underbrace{\frac{1}{2} \int \frac{\partial e(x; \check{\beta}_{k,t})}{\partial \beta} \left(m(1, x, \check{\beta}_{k,t} + \eta_n e_j) - m(0, x, \check{\beta}_{k,t} + \eta_n e_j) \right) dF_X(x)}_{(vv)} \\ + \underbrace{\frac{1}{2} \int \frac{\partial e(x; \check{\beta}_{k,t})}{\partial \beta} \left(m(1, x, \check{\beta}_{k,t}) - m(0, x, \check{\beta}_{k,t}) \right) dF_X(x)}_{(vvv)}.$$

Consider (vv) . Using a Taylor expansion around the j th coordinate, by Assumption 3, we write

$$(vv) = (vvv) + \frac{\eta_n}{2} \int \frac{\partial e(x; \check{\beta}_{k,t})}{\partial \beta} C(x) dF_X(x)$$

for some $\|C(\cdot)\|_\infty < \infty$. As a result by Assumption 3, we can write

$$(i) = \int \frac{\partial e(x; \check{\beta}_{k,t})}{\partial \beta} \left(m(1, x, \check{\beta}_{k,t}) - m(0, x, \check{\beta}_{k,t}) \right) dF_X(x) + \mathcal{O}(\eta_n + J_n). \quad (34)$$

We now consider each term in (ii). We discuss first

$$\underbrace{\frac{1}{2n_{k,t}} \sum_{i: k(i) \in \{k, k+1\}} \mathbb{E} \left[e(X; \check{\beta}_{k(i),t}) m_i(1, X, \beta_{k(i),j,t}) \right] \frac{2v_{k(i)}}{\eta_n}}_{(I)}.$$

By Lemma B.3, we have (recall that $\check{\beta}_{k,t} = \check{\beta}_{k+1,t}$ for k being odd)

$$(I) = \int e(x; \check{\beta}_{k(i),t}) \frac{1}{2n_{k,t}} \sum_{i: k(i) \in \{k, k+1\}} m_i(1, x, \beta_{k(i),j,t}) dF_X(x) \frac{2v_{k(i)}}{\eta_n} \\ = \frac{1}{2} \sum_{h \in \{k, k+1\}} \int e(x; \check{\beta}_{h,t}) m(1, x, \beta_{h,j,t}) dF_X(x) \frac{2v_h}{\eta_n} + \mathcal{O}(J_n/\eta_n) \\ = -\frac{1}{2} \int e(x; \check{\beta}_{k,t}) m(1, x, \check{\beta}_{k,t}) dF_X(x) \frac{2}{\eta_n} \\ + \underbrace{\frac{1}{2} \int e(x; \check{\beta}_{k,t}) m(1, x, \check{\beta}_{k,t} + \eta_n e_j) dF_X(x) \frac{2}{\eta_n}}_{(II)} + \mathcal{O}(J_n/\eta_n).$$

Using a Taylor expansion of second-order and Assumption 3, we can write

$$(II) = \frac{1}{2} \int e(x; \check{\beta}_{k,t}) m(1, x, \check{\beta}_{k,t}) dF_X(x) \frac{2}{\eta_n} + \int e(x; \check{\beta}_{k,t}) \frac{\partial m(1, x, \check{\beta}_{k,t})}{\partial \beta^{(j)}} dF_X(x) + \mathcal{O}(\eta_n).$$

Combining (II) with the expression above for (I), we can write

$$(I) = \int e(x; \check{\beta}_{k,t}) \frac{\partial m(1, x, \check{\beta}_{k,t})}{\partial \beta^{(j)}} dF_X(x) + \mathcal{O}(\eta_n + J_n/\eta_n).$$

Using a similar reasoning for the second component in (ii) and (iii), we can write

$$\begin{aligned} (ii) &= \int e(x; \check{\beta}_{k,t}) \frac{\partial m(1, x, \check{\beta}_{k,t})}{\partial \beta^{(j)}} dF_X(x) - \int e(x; \check{\beta}_{k,t}) \frac{\partial m(0, x, \check{\beta}_{k,t})}{\partial \beta^{(j)}} dF_X(x) + \mathcal{O}(\eta_n + J_n/\eta_n) \\ (iii) &= \int \frac{\partial m(1, x, \check{\beta}_{k,t})}{\partial \beta^{(j)}} dF_X(x) + \mathcal{O}(\eta_n + J_n/\eta_n). \end{aligned} \tag{35}$$

Combining the above equation with Equation (33) and (34), the result follows from the dominated convergence theorem. \square

Lemma B.6. *Consider the experimental design in Section 5.1. Let Assumption 1, 2, 3, 5, hold. Then with probability at least $1 - \delta$, for every k being odd, and every $t \in \{1, \dots, T\}$*

$$\hat{Z}_{k,jt}^{(j)} = V(\check{\beta}_{k,t}) + \mathcal{O}\left(\sqrt{\gamma_n \frac{\log(\gamma_n KT/\delta)}{\eta_n^2 n_{k,j,t}}} + \eta_n + J_{n_{k,t}}/\eta_n\right)$$

Proof. Recall the definition of \hat{Z} is Equation (14). Observe that by Lemma B.2, $\eta_n W_{i,t}^{(j)}$ is sub-gaussian with parameter $\tilde{\sigma}^2$. In addition, under Assumption 1, by Lemma B.3,

$$\left\{ W_{i,t}^{(j)} \right\}_{i:k(i) \in \{k, k+1\}}$$

form a dependency graph (e.g., see Ross et al. (2011)), with maximum degree bounded by γ_n . By Lemma B.1 with probability at least $1 - \delta$,

$$\left| \hat{Z}_{k,t}^{(j)} - \mathbb{E}[\hat{Z}_{k,t}^{(j)} | \check{\beta}_{k,t}] \right| \leq \bar{C}' \sqrt{\frac{\gamma_n \log(\gamma_n/\delta)}{\eta_n^2 n_{k,t}}}, \tag{36}$$

for a universal finite constant $\bar{C}' < \infty$. Using the triangular inequality we obtain

$$\left| \hat{Z}_{k,t}^{(j)} - V(\check{\beta}_{k,t}) \right| \leq \left| \hat{Z}_{k,t}^{(j)} - \mathbb{E}[\hat{Z}_{k,t}^{(j)} | \check{\beta}_{k,t}] \right| + \left| V(\check{\beta}_{k,t}) - \mathbb{E}[\hat{Z}_{k,t}^{(j)} | \check{\beta}_{k,t}] \right|,$$

The first term is bounded as in Equation (36) and the second term by Lemma B.5. The final result follows by the union bound over K, T . \square

Lemma B.7 (Adaptive gradient descent for quasi-concave functions). *Let \mathcal{B} be compact. Define $\sup_{\beta \in \mathcal{B}} 2\|\beta\|^2 = G$. Let Assumption 3, 6 hold. Let κ be a positive finite constant, defined as in Equation (37). Then for any $t \leq T$, $t \geq \frac{1}{\gamma}(\kappa + 1)e^{(G+1)/\gamma}$, the following holds:*

$$\|\beta_t^* - \beta^*\|^2 \leq \frac{\kappa}{t}.$$

Proof. To prove the statement, we use properties of gradient descent methods (Hazan et al., 2015) with key differences from the previous reference. Instead of fixing the estimation error over all iterations, we let the estimation error decrease with t .

Preliminaries Clearly, if the algorithm terminates at t , under Assumption 6 (B), this implies that

$$\|\beta_t - \beta^*\|_2^2 \leq \frac{1}{T},$$

proving the claim. Therefore, assume that the algorithm did not terminate at time t . Define $\epsilon_t = 1/t$ and let ∇_t to be the gradient evaluated at β_{t-1}^* . For every $\beta \in \mathcal{B}$, define $H(\beta) \Big|_{[\beta^*, \beta]}$ the Hessian evaluated at some point $\beta \in [\beta^*, \beta]$, such that

$$\tau(\beta) = \tau(\beta^*) + \frac{1}{2}(\beta - \beta^*)^\top H(\beta) \Big|_{[\beta^*, \beta]} (\beta - \beta^*),$$

which always exist by the mean-value theorem and differentiability of the objective function. Define

$$\frac{1}{2}(\beta - \beta^*)^\top H(\beta) \Big|_{[\beta^*, \beta]} (\beta - \beta^*) = f(\beta) \leq 0,$$

where the inequality follows by definition of β^* .

Claim We claim that

$$-|\lambda_{\max}| \|\beta - \beta^*\|^2 \leq f(\beta) \leq -|\lambda_{\min}| \|\beta - \beta^*\|^2$$

for constants $\lambda_{\max}, \lambda_{\min} > 0$. The lower bound follows directly by Assumption 3, while the upper bound follows from Assumption 6 (iii) and compactness of \mathcal{B} . We provide details for the upper bound in the following paragraph.

Proof of the claim on the upper bound We now use a contradiction argument. Suppose that the upper bound does not hold. Then there must exist a sequence $\beta_s \in \mathcal{B}$ such that $f(\beta_s) \geq o(\|\beta_s - \beta^*\|^2)$. Observe first of all that since the parameter space \mathcal{B} is compact, any sequence such that $\beta_s \rightarrow \beta \neq \beta^*$ would contradict the statement due to global optimality of β^* , and the fact that $\|\beta - \beta^*\|^2 < \infty$. As a result, we only have to discuss sequences $\beta_s \rightarrow \beta^*$. Recall that twice continuously differentiability of $\tau(\beta)$, we have that $H(\beta_s) \rightarrow H(\beta^*)$. As a result, we can find, for $s \geq S$, for S large enough, a point in the sequence such that (since p is finite)

$$2f(\beta_s) \leq (\beta_s - \beta^*)^\top H(\beta^*) \Big|_{[\beta^*, \beta]} (\beta_s - \beta^*) + \delta(s) \|\beta_s - \beta^*\|^2,$$

for $\delta(s) = p\|H(\beta_s) - H(\beta^*)\|_\infty$. Since $H(\beta^*)$ is negative definite, the above expression is bounded as follows

$$2f(\beta_s) \leq -(|\tilde{\lambda}_{min}| - \delta(s))\|\beta_s - \beta^*\|^2,$$

where $|\tilde{\lambda}_{min}| > 0$ is the minimum eigenvalue of $H(\beta^*)$ (in absolute value) bounded away from zero by Assumption 6 (iii). Since $\delta(s) \rightarrow 0$, we reach a contradiction.

Cases Define

$$\kappa = \frac{|\lambda_{max}|}{|\lambda_{min}|} \geq 1. \quad (37)$$

Observe now that if $\|\beta_t^* - \beta^*\|^2 \leq \epsilon_t \kappa$, the claim trivially holds. Therefore, consider the case where

$$\|\beta_t^* - \beta^*\|^2 > \epsilon_t \kappa.$$

Comparisons within the neighborhood Take $\tilde{\beta} = \beta^* - \sqrt{\epsilon_t} \frac{\nabla_t}{\|\nabla_t\|_2}$. Observe that

$$\tau(\tilde{\beta}) - \tau(\beta_t^*) = \frac{1}{2}(\tilde{\beta} - \beta^*)^\top H(\tilde{\beta})(\tilde{\beta} - \beta^*) - \frac{1}{2}(\beta_t^* - \beta^*)^\top H(\beta_t^*)(\beta_t^* - \beta^*) \geq -|\lambda_{max}|\epsilon_t + |\lambda_{min}|\epsilon_t \kappa = 0.$$

As a result, for all $\beta_t^* : \|\beta_t^* - \beta^*\|^2 > \epsilon_t \kappa$, using quasi-concavity

$$\nabla_t^\top(\tilde{\beta} - \beta_t^*) \geq 0 \Rightarrow \nabla_t^\top(\beta^* - \beta_t^*) \geq \sqrt{\epsilon_t} \|\nabla_t\|_2 \quad (38)$$

Plugging in the above expression in the definition of β_t^* By construction of the algorithm, we write

$$\|\beta^* - \beta_t^*\|^2 \leq \|\beta^* - \beta_{t-1}^*\|^2 - 2\alpha_{t-1}\nabla_t^\top(\beta^* - \beta_t^*) + \alpha_{t-1}^2\|\nabla_t\|^2.$$

By Equation (38), we can write

$$\|\beta^* - \beta_t^*\|^2 \leq \|\beta^* - \beta_{t-1}^*\|^2 - 2\alpha_{t-1}\sqrt{\epsilon_t}\|\nabla_t\|_2 + \alpha_{t-1}^2\|\nabla_t\|^2.$$

Plugging in the expression for α_t , and using the fact that $\gamma \leq 1$, we have

$$\epsilon_t \kappa \leq \|\beta^* - \beta_t^*\|^2 \leq \|\beta^* - \beta_{t-1}^*\|^2 - \gamma \epsilon_t.$$

Recursive argument Observe that if $\|\beta^* - \beta_{t-1}^*\|^2 \leq \epsilon_{t-1} \kappa$, then we have

$$\epsilon_t \kappa \leq \|\beta^* - \beta_t^*\|^2 \leq \frac{\kappa}{(t-1)} - \frac{\gamma}{t} \Rightarrow \frac{\kappa + \gamma}{t} \leq \frac{\kappa}{t-1} \Rightarrow (t-1)(\kappa + \gamma) \leq t\kappa \Rightarrow t \leq \frac{\kappa + \gamma}{\gamma},$$

which leads to a contradiction. As a result, we can assume that $\|\beta^* - \beta_{t-1}^*\|^2 > \kappa \epsilon_{t-1}$. Observe that now β_{t-1}^* satisfies the same conditions discussed above. Using the recursion for all $s \geq \frac{\kappa+1}{\gamma}$, we have

$$\|\beta^* - \beta_t^*\|^2 \leq \|\beta^* - \beta_{(\kappa+1)/\gamma}^*\|^2 - \gamma \sum_{s=(\kappa+1)/\gamma}^t \epsilon_s \leq G + 1 - \gamma \log(t) + \gamma \log(\kappa/\gamma + 1/\gamma).$$

Whenever $t > \frac{1}{\gamma}(\kappa + 1)e^{G/\gamma+1/\gamma}$, we have a contradiction. The proof completes. \square

Lemma B.8. *Let Assumptions 1, 2, 3, 5, 6 hold. Assume that*

$$\epsilon_n \geq \sqrt{p} \left[\max_{k,t} \bar{C} \sqrt{\gamma_n \frac{\log(\gamma_n TK/\delta)}{\eta_n^2 n_{k+2,t}}} + \eta_n + J_{n_{k+2,t}}/\eta_n \right], \quad \frac{1}{4\mu\sqrt{T}} - \epsilon_n \geq 0$$

for a universal constant $\bar{C} < 0$.

Then with probability at least $1 - \delta$, for any $t \leq T$,

$$\text{either (i) } \left\| \check{\beta}_{k,t} - \beta_t^* \right\|_\infty = \mathcal{O}(P_{k,t}(\delta) + p\eta_n), \text{ or (ii) } \left\| \check{\beta}_{k,t} - \beta^* \right\|_2^2 \leq \frac{p}{T}$$

where $P_{k,0}(\delta) = \text{err}_{k,0}(\delta)$ and $P_{k,t}(\delta) = \frac{2\sqrt{p}}{\nu_n} B \frac{1}{\sqrt{t}} P_{k+2,t-1}(\delta) + P_{k,t-1}(\delta) + \frac{2\sqrt{p}}{\nu_n} \frac{1}{\sqrt{t}} \text{err}_{k+2,t}(\delta)$, for a finite constant $B < \infty$, and $\text{err}_{k,t}(\delta) = \mathcal{O}\left(\sqrt{\gamma_n \frac{\log(\gamma_n TK/\delta)}{\eta_n^2 n_{k+2,t}}} + p\eta_n + J_{n_{k+2,t}}/\eta_n\right)$, with $\nu_n = \frac{1}{\mu\sqrt{T}} - 2\epsilon_n$

Proof. First, recall that by Lemma B.6 we can write for every k and t ,

$$\hat{V}_{k,t} = V(\check{\beta}_{k+2,t}) + \mathcal{O}\left(\sqrt{\gamma_n \frac{\log(\gamma_n KT/\delta)}{\eta_n^2 n_{k+2,t}}} + \eta_n + J_{n_{k+2,t}}/\eta_n\right).$$

We now proceed by induction. We first prove the statement, assuming that the constraint is never attained. We then discuss the case of the constrained solution. Define

$$B = p \sup_{\beta} \left\| \frac{\partial^2 \tau(\beta)}{\partial \beta^2} \right\|_\infty.$$

Unconstrained case Consider $t = 0$. Then since all clusters start from the same starting point ι , we can write

$$\left\| \hat{V}_{k,0} - V(\beta_0^*) \right\|_\infty \leq \text{err}_{k,0}. \quad (39)$$

Consider now the case where the algorithm stops, i.e., $\|\hat{V}_{k,0}\|_2 \leq \frac{1}{\mu\sqrt{T}} - \epsilon_n$. By Lemma B.6

$$\|V_0(\beta_0^*)\|_2 \leq \|\hat{V}_{k,0}\|_2 + \sqrt{p} \text{err}_{k,0} \leq \frac{1}{\mu\sqrt{T}} - \epsilon_n + \sqrt{p} \text{err}_{k,0} \leq \frac{1}{\mu\sqrt{T}}. \quad (40)$$

since $\epsilon_n \geq \sqrt{p}\text{err}_{k,0}$. As a result, also the oracle algorithm stops at β_0^* and the error equals to zero. Suppose the algorithm does not stop. Then it must be that $\|\hat{V}_{k,0}\| \geq \frac{1}{\mu\sqrt{T}} - \epsilon_n$ and

$$\|\hat{V}_{k,0}\| \geq \frac{1}{\mu\sqrt{T}} - \epsilon_n - \sqrt{p}\text{err}_{k,0} \geq \frac{1}{\mu\sqrt{T}} - 2\epsilon_n := \nu_n > 0.$$

Observe now that

$$\begin{aligned} \left\| \frac{\hat{V}_{k,0}}{\|\hat{V}_{k,0}\|_2} - \frac{V(\beta_0^*)}{\|V(\beta_0^*)\|_2} \right\|_\infty &\leq \left\| \frac{\hat{V}_{k,0} - V(\beta_0^*)}{\|V(\beta_0^*)\|_2} \right\|_\infty + \left\| \frac{\hat{V}_{k,0}(\|\hat{V}_{k,0}\|_2 - \|V(\beta_0^*)\|_2)}{\|V(\beta_0^*)\|_2 \|\hat{V}_{k,0}\|_2} \right\|_\infty \\ &\leq \left\| \frac{\hat{V}_{k,0} - V(\beta_0^*)}{\|V(\beta_0^*)\|_2} \right\|_\infty + \sqrt{p} \left\| \frac{\hat{V}_{k,0} - V(\beta_0^*)}{\|V(\beta_0^*)\|_2} \right\|_\infty. \end{aligned} \quad (41)$$

$$(41) \leq \frac{1}{\nu_n} \times 2\sqrt{p}\text{err}_{k,0}.$$

completing the claim for $t = 0$. Consider now a general t . Define the error until time $t - 1$ at $P_{k,t-1}$. Then for every $j \in \{1, \dots, p\}$, by Assumption 3, we have

$$\begin{aligned} \hat{V}_{k,t}^{(j)} &= V^{(j)}(\check{\beta}_{k+2,t}) + \text{err}_{k,t} = V^{(j)}(\beta_{t-1}^* + P_{k,t}) + \text{err}_{k,t} \\ \Rightarrow \left\| \hat{V}_{k,t} - V(\beta_{t-1}^*) \right\|_\infty &\leq BP_{k,t} + \text{err}_{k,t}, \end{aligned}$$

where the above inequality follows by the mean-value theorem. Suppose now that $\|\hat{V}_{k,t}\|_2 \leq \frac{1}{\mu\sqrt{T}} - \epsilon_n$. Then for the same argument as in Equation (40), we have

$$\|V(\hat{\beta}_{k,t})\|_2 \leq \frac{1}{\mu\sqrt{T}}.$$

Under Assumption 6 (B) this implies that

$$\|\hat{\beta}_{k,t} - \beta^*\|_2^2 \leq \frac{1}{T},$$

which proves the statement. Suppose instead that the algorithm does not stop. Then we can write by the induction argument

$$\left\| \check{\beta}_{k,t-1} + \frac{1}{\sqrt{t}} \frac{\hat{V}_{k,t}}{\|\hat{V}_{k,t}\|_2} - \beta_{t-1}^* - \frac{1}{\sqrt{t}} \frac{V(\beta_t^*)}{\|V(\beta_t^*)\|_2} \right\|_\infty \leq P_{k,t-1} + \underbrace{\frac{1}{\sqrt{t}} \left\| \frac{\hat{V}_{k,t}}{\|\hat{V}_{k,t}\|_2} - \frac{V(\beta_t^*)}{\|V(\beta_t^*)\|_2} \right\|_\infty}_{(B)}. \quad (42)$$

Using the same argument in Equation (41), we have

$$(B) \leq \frac{2\sqrt{p}}{\nu_n} [\text{err}_{k,t} + BP_{k,t-1}],$$

which completes the proof for the unconstrained case.

Constrained case Since the statement is true for $t = 0$, we can assume that it is true for all $s \leq t - 1$ and prove the statement by induction. Since \mathcal{B} is a compact space, we can write

$$\begin{aligned} & \left\| \Pi_{\mathcal{B}_1, \mathcal{B}_2 - \eta_n} \left[\sum_{s=1}^t \alpha_{k,s} \hat{V}_{k,s} \right] - \Pi_{\mathcal{B}_1, \mathcal{B}_2} \left[\sum_{s=1}^t \alpha_s V(\beta_{s-1}^*) \right] \right\|_{\infty} \\ & \leq \left\| \Pi_{\mathcal{B}_1, \mathcal{B}_2 - \eta_n} \left[\sum_{s=1}^t \alpha_{k,s} \hat{V}_{k,s} \right] - \Pi_{\mathcal{B}_1, \mathcal{B}_2 - \eta_n} \left[\sum_{s=1}^t \alpha_s V(\beta_{s-1}^*) \right] \right\|_{\infty} + p\mathcal{O}(\eta_n) \\ & \leq 2 \left\| \sum_{s=1}^t \alpha_{k,s} \hat{V}_{k,s} - \sum_{s=1}^t \alpha_s V(\beta_{s-1}^*) \right\|_{\infty} + p\mathcal{O}(\eta_n). \end{aligned}$$

For the first component in the last inequality, we follow the same argument as above. \square

C Theorems

Proof of Theorem 3.1. The proof follows directly from Lemma B.5, where β replaces $\check{\beta}_{k,t}$ since exogenous. \square

Theorem C.1. *Let the conditions in Lemma B.8 hold. Let $n_{k,t} = n$. Then with probability at least $1 - \delta$, for any $k \in \{1, \dots, K\}$, for any $T \geq t \geq \zeta$, for $\zeta < \infty$ being a universal constant*

$$\|\beta^* - \check{\beta}_{k,t}\|_2^2 \leq \frac{\kappa}{t} + \frac{1}{\nu_n^2} p e^{B\sqrt{pTt}} \times \mathcal{O}\left(\gamma_n \frac{\log(\gamma_n TK/\delta)}{\eta_n^2 n} + p^2 \eta_n^2 + J_n^2 / \eta_n^2\right),$$

with $\nu_n = \frac{1}{\mu\sqrt{T}} - \epsilon_n$, $\kappa, B < \infty$ being a universal constant and ϵ_n as defined in Lemma B.8.

Proof. We invoke Lemma B.8. Observe that we only have to assume that (i) holds since for (ii) the claim trivially holds. Using the triangular inequality, we can write

$$\|\beta^* - \check{\beta}_{k,t}\|_2^2 \leq \|\beta^* - \beta_t^*\|_2^2 + \|\check{\beta}_{k,t} - \beta_t^*\|_2^2.$$

The first component on the right-hand side is bounded by Lemma B.7 with ζ defined as in the lemma. Using Lemma B.8, we bound the second component as follows

$$\|\check{\beta}_{k,t} - \beta_t^*\|_2^2 \leq p \|\check{\beta}_{k,t} - \beta_t^*\|_{\infty}^2 = p \times \mathcal{O}(P_{k,t-1}^2(\delta)).$$

We conclude the proof by explicitly defining the rate of $P_{k,t}(\delta)$. Observe that since $n_{k,t}$ does not depend on k, t , we can simplify $P_{k,t}$ to the expression

$$P_{k,t} = \left(1 + \frac{2B\sqrt{p}}{\nu_n\sqrt{t}}\right) P_{k,t-1} + \frac{1}{\sqrt{t}} \text{err}_n.$$

where $\text{err}_n = \frac{2\sqrt{p}}{\nu_n} \mathcal{O}(\sqrt{\gamma_n \frac{\log(TK/\delta)}{\eta_n^2 n}} + p\eta_n + J_n/\eta_n)$, and $B < \infty$ denotes a universal finite constant. Using a recursive argument, we obtain

$$P_{k,t} = \text{err}_n \sum_{s=1}^t \alpha_s \prod_{j=s}^t \left(\frac{2B\sqrt{p}}{\nu_n \sqrt{j}} + 1 \right).$$

Recall now that $\nu_n \geq \frac{1}{2\mu\sqrt{T}}$ as in Lemma B.8. As a result we can bound the above expression as

$$\text{err}_n \sum_{s=1}^t \alpha_s \prod_{j=s}^t \left(\frac{2B\sqrt{p}}{\nu_n \sqrt{j}} + 1 \right) \leq \sum_{s=1}^t \alpha_s \prod_{j=s}^t \left(\frac{8\mu^2 \sqrt{T} B \sqrt{p}}{\sqrt{j}} + 1 \right) \leq \sum_{s=1}^t \alpha_s \exp \left(\sum_{j=s}^t \frac{8\mu^2 \sqrt{T} B \sqrt{p}}{\sqrt{j}} \right).$$

Now we have

$$\exp \left(\sum_{j=s}^t \frac{8\mu^2 \sqrt{T} B \sqrt{p}}{\sqrt{j}} \right) \leq \exp \left(8\mu^2 \sqrt{T} B \sqrt{p} (t^{1/2} - s^{1/2} + 1) \right) \lesssim \exp \left(\sqrt{p} \sqrt{T} \sqrt{t} \right) e^{-s^{1/2}}.$$

We now write

$$\sum_{s=1}^t \alpha_s \prod_{j=s}^t \left(\frac{2B\sqrt{p}}{\nu_n \sqrt{j}} + 1 \right) \lesssim \sum_{s=1}^t \frac{1}{\sqrt{s}} e^{-s^{1/2}} e^{B\sqrt{p}\sqrt{T}\sqrt{t}} \lesssim e^{B\sqrt{p}\sqrt{T}\sqrt{t}},$$

completing the proof. □

Corollary. *Theorem 5.2 holds.*

Proof. Consider Lemma B.8 where we choose $\delta = 1/n$. Observe that we choose $\epsilon_n \leq \frac{1}{4\mu\sqrt{T}}$, which is attained by the conditions in Lemma B.8 as long as n is small enough such that

$$\sqrt{p} \left[\bar{C} \sqrt{\log(n) \gamma_n \frac{\log(\gamma_n T K / \delta)}{\eta_n^2 n}} + \eta_n + J_n / \eta_n \right] \leq \frac{1}{4\mu\sqrt{T}}$$

attained under the assumptions stated. As a result, we have $\nu_n = \frac{1}{4\mu\sqrt{T}}$. The claim directly follows from Theorem C.1. □

Corollary. *Let the conditions in Theorem C.1 hold. Then with probability at least $1 - \delta$, for a finite constant $B < \infty$,*

$$\tau(\beta^*) - \tau(\hat{\beta}^*) \leq \mathcal{O}(1/T) + \frac{1}{\nu_n^2} p e^{B\sqrt{p}T} \times \mathcal{O} \left(\gamma_n \frac{\log(\gamma_n T K / \delta)}{\eta_n^2 n} + p^2 \eta_n^2 + J_n^2 / \eta_n^2 \right).$$

Proof. We have

$$\|\beta^* - \frac{1}{K} \sum_k \check{\beta}_{k,t}\|^2 \leq \frac{1}{K} \sum_k \|\check{\beta}_{k,T} - \beta^*\|^2.$$

The proof concludes by Theorem C.1 and Assumption 3. \square

Corollary. *Theorem 5.3 holds.*

Proof. By the mean value theorem and Assumption 3, we have

$$\sum_{t=1}^T \tau(\beta^*) - \tau(\beta_{k,j,t}) = \sum_{t=1}^T \tau(\beta^*) - \tau(\check{\beta}_{k,t}) + T\mathcal{O}(\eta_n),$$

since $\beta_{k,j,t} = \check{\beta}_{k,t} + \eta_n e_j$. Under Assumption 3, we have

$$\sum_{t=1}^T \tau(\beta^*) - \tau(\check{\beta}_{k,t}) \leq \bar{C} \sum_{t=1}^T \|\beta^* - \check{\beta}_{k,t}\|_2^2,$$

for a universal constant $\bar{C} < \infty$. We now take $t \geq \zeta$, for $\zeta < \infty$ such that Lemma B.7 holds. By Theorem C.1, for n satisfying the conditions in Theorem 5.2, with $\delta = 1/n$, with probability at least $1 - 1/n$,

$$\sum_{t > \zeta}^T \tau(\beta^*) - \tau(\check{\beta}_{k,t}) \leq \sum_{t > \zeta}^T \frac{p\kappa'}{t} \lesssim p \log(T)$$

for $\kappa' < \infty$ being a finite constant. Finally, using the fact that \mathcal{B} is a compact space, we write

$$\sum_{t \leq \zeta} \|\beta^* - \check{\beta}_{k,t}\|_2^2 \leq \zeta B < \infty$$

for a universal constant B , completing the proof. \square

Corollary. *Theorem 6.1 holds.*

Proof. The proof follows directly from Theorem C.1, after noticing that every two periods, the function is evaluated at the same vector of parameter $\Gamma(\check{\beta}_t, \check{\beta}_t)$. Therefore, we can apply all our results to the function $\beta \mapsto \Gamma(\beta, \beta)$ which satisfies the same conditions as $\tau(\beta)$. \square

Theorem C.2. *Let Assumption 1, 2, 3, 4, 5. Then*

$$\frac{\hat{Z}_{k,t}^{(j)} - V^{(j)}(\check{\beta}_{k,t})}{\sqrt{\text{Var}(\hat{V}_{k,t}|\check{\beta}_{k,t})}} + B_n \rightarrow_d \mathcal{N}(0, 1), \quad \text{where } B_n = \mathcal{O}(\eta_n^2 \times \sqrt{n} + J_{n_{k,t}} / \sqrt{\eta_n^2 \rho_n})$$

Proof. By Lemma B.5, we have

$$\mathbb{E}[\widehat{Z}_{k,t}^{(j)}|\check{\beta}_{k,t}] = V^{(j)}(\check{\beta}_{k,t}) + \mathcal{O}(\eta_n + J_{n_{k,t}}/\eta_n).$$

We have

$$\frac{\widehat{Z}_{k,t}^{(j)} - \mathbb{E}[\widehat{Z}_{k,t}^{(j)}|\check{\beta}_{k,t}]}{\sqrt{\text{Var}(\widehat{Z}_{k,t}^{(j)}|\check{\beta}_{k,t})}} = \frac{\widehat{Z}_{k,t}^{(j)} - V^{(j)}(\check{\beta}_{k,t})}{\sqrt{\text{Var}(\widehat{Z}_{k,t}^{(j)}|\check{\beta}_{k,t})}} + \mathcal{O}\left(\frac{\eta_n + J_{n_{k,t}}/\eta_n}{\sqrt{\text{Var}(\widehat{Z}_{k,t}^{(j)}|\check{\beta}_{k,t})}}\right).$$

Observe that under Assumption 4,

$$\mathcal{O}\left(\frac{\eta_n + J_{n_{k,t}}/\eta_n}{\sqrt{\text{Var}(\widehat{Z}_{k,t}^{(j)}|\check{\beta}_{k,t})}}\right) \leq \mathcal{O}(\eta_n^2 \times \sqrt{n_{k,t}} + J_{n_{k,t}}/\sqrt{\eta_n^2 \rho_n}).$$

We now invoke Lemma A.1. First, define

$$H_{i,t} = \frac{1}{n_{k,t}} W_{i,t}(\check{\beta}_{k,t}).$$

Observe that under Assumption 1, by Lemma B.3, $W_i(\cdot)$ forms a dependency graph, with maximum degree bounded by γ_n . In addition, under Assumption 3 and Lemma B.2

$$\mathbb{E}[H_{i,t}^4] \leq \frac{c'}{n_{k,t}^4 \eta_n^4} < \infty,$$

since $1/\eta_n \leq n$. Define $\sigma = \text{Var}(\sum_{i:k(i) \in \{k,k+1\}} H_{i,t})$. Using Lemma A.1, we can write

$$d_W\left(\sum_{i:k(i) \in \{k,k+1\}} H_{i,t}, \mathcal{G}\right) \leq \underbrace{\frac{\gamma_n^2}{\sigma^3} \sum_{i=1}^n \frac{1}{n_{k,t}^3} \mathbb{E}|H_{i,t}|^3}_{(A)} + \underbrace{\frac{\sqrt{28}\gamma_n^{3/2}}{\sqrt{\pi}\sigma^2} \frac{1}{n_{k,t}^4} \sqrt{\sum_{i=1}^n \mathbb{E}[H_{i,t}^4]}}_{(B)}, \quad \mathcal{G} \sim \mathcal{N}(0, 1)$$

and d_W denotes the Wasserstein metric. We now inspect each argument on the right hand side. Observe that under Assumption 3, $H_{i,t} = \mathcal{O}(1/\eta_n)$. Under Assumption 4, we have

$$(A) \leq C' \frac{\gamma_n^2}{n_{k,t}^3 \eta_n^3} \times n_{k,t}^{3/2} \eta_n^3 = \frac{\gamma_n^2}{n_{k,t}^{1/2}} \rightarrow 0.$$

Similarly, for (B), we have

$$(B) \leq c' \frac{\gamma_n^{3/2} n_{k,t} \eta_n^4}{\eta_n^2 n_{k,t}^3} = \frac{\gamma_n^{3/2} \eta_n^2}{n_{k,t}^2} \rightarrow 0.$$

The proof completes. □

Corollary. *Theorem 4.1 holds.*

Proof. First observe that since $T = 1$ and $K \geq 2$, Assumption 5 is satisfied. Therefore, the result follows by Theorem C.2, and between cluster independence over the first period $t = 1$ (Assumption 1). \square

Proof of Theorem 4.2. Take

$$t_z^j = \frac{\frac{1}{\sqrt{z}} \sum_{i=1}^z X_i^j}{\sqrt{(z-1)^{-1} \sum_{i=1}^z (X_i^j - \bar{X}^j)^2}}, \quad X_i^j \sim \mathcal{N}(0, \sigma_i^j).$$

Recall that by Theorem 1 in Ibragimov and Müller (2010) and Bakirov and Szekely (2006), we have that for $\alpha \leq 0.08$

$$\sup_{\sigma_1, \dots, \sigma_q} P(|t_z| \geq \text{cv}_\alpha) = P(|T_{z-1}| \geq \text{cv}_\alpha),$$

where cv_α is the critical value of a t-test with level α , and T_{z-1} is a t-student random variable with $z - 1$ degrees of freedom. The equality is attained under homoskedastic variances (Ibragimov and Müller, 2010). We now write

$$P(\mathcal{T}_n \geq q | H_0) = P\left(\max_{j \in \{1, \dots, \tilde{p}\}} |Q_{j,n}| \geq q | H_0\right) = 1 - P(|Q_{j,n}| \leq q \forall j | H_0) = 1 - \prod_{j=1}^{\tilde{p}} P(|Q_{j,n}| \leq q | H_0),$$

where the last equality follows by between cluster independence (Assumption 1). Observe now that by Theorem 4.1¹⁶, for all j , for some $(\sigma_1, \dots, \sigma_z)$, $z = \tilde{K}$,

$$\sup_q \left| P(|Q_{j,n}| \leq q | H_0) - P(|t_{\tilde{K}}^j| \leq q) \right| = o(1).$$

As a result, we can write

$$\sup_{\sigma_1, \dots, \sigma_K} \lim_{n \rightarrow \infty} 1 - \prod_{j=1}^{\tilde{p}} P(|Q_{j,n}| \leq q | H_0) = 1 - \prod_{j=1}^{\tilde{p}} \inf_{\sigma_1^j, \dots, \sigma_{\tilde{K}}^j} P(|t_{\tilde{K}}^j| \leq q).$$

Using the result in Bakirov and Szekely (2006), we have

$$\inf_{\sigma_1^j, \dots, \sigma_{\tilde{K}}^j} P(|t_{\tilde{K}}^j| \leq q) = P(|T_{\tilde{K}-1}| \leq q | H_0).$$

Therefore,

$$1 - \prod_{j=1}^{\tilde{p}} \inf_{\sigma_1^j, \dots, \sigma_{\tilde{K}}^j} P(|t_{\tilde{K}}^j| \leq q | H_0) = 1 - P^{\tilde{p}}(|T_{\tilde{K}-1}| \leq q).$$

¹⁶Here we use continuity of the Gaussian distribution, and the fact that \tilde{p} is finite.

Setting the expression equal to α , we obtain

$$1 - P^{\tilde{p}}(|T_{\tilde{K}-1}| \leq q) = \alpha \Rightarrow P(|T_{\tilde{K}-1}| \geq q) = 1 - (1 - \alpha)^{1/\tilde{p}}.$$

The proof completes after solving for q . \square

Corollary. *Theorem 5.5 holds.*

Proof. The proof follows directly as a corollary of Theorem 4.1 and results on t-statistics in Ibragimov and Müller (2010). \square

D Regret guarantees under concavity

In this section, we discuss theoretical guarantees of the algorithm, assuming the concavity of the objective function $\tau(\beta)$.

Oracle gradient descent under concavity We define

$$\beta_t^* = \Pi_{\mathcal{B}_1, \mathcal{B}_2} \left[\beta_{t-1}^* + \alpha_{t-1} V(\beta_{t-1}^*) \right], \quad \beta_0^* = \iota, \quad (43)$$

with

$$\alpha_t = \frac{\eta}{t+1},$$

equal for all clusters.

In the following lemmas and theorem, we consider the concave version of the gradient descent.

The following lemma follows by standard properties of the gradient descent algorithm (Bottou et al., 2018).

Lemma D.1. *For the learning rate as $\alpha_t = \eta/(t+1)$, and β_t^* as defined in Equation (43), under Assumption 3, for $\eta \leq 1/l$ and let $L = \max\{2p(\mathcal{B}_2 - \mathcal{B}_1)^2, G^2/\eta^2\}$, with G being the upper bound on the gradient and $l > 0$ a positive upper bound on the negative of the Hessian of $\tau(\beta)$. Let $\tau(\beta)$ be strongly concave. Then the following holds:*

$$\|\beta_t^* - \beta^*\|^2 \leq \frac{L}{t}$$

for a constant $L < \infty$.

The proof is contained in Appendix E, and it follows standard arguments.

Lemma D.2. *Let Assumption 1, 2, 3, 5. Then with probability at least $1 - \delta$,*

$$\left\| \Pi_{\mathcal{B}_1, \mathcal{B}_2 - \eta_n} \left[\sum_{s=0}^T \alpha_s \hat{V}_{k,s} \right] - \Pi_{\mathcal{B}_1, \mathcal{B}_2} \left[\sum_{t=0}^T \alpha_t V(\beta_t^*) \right] \right\|_{\infty} = \mathcal{O}(P_{k,T}(\delta))$$

where $P_{k,0}(\delta) = \alpha_0 \times \text{err}_{k,0}(\delta)$ and $P_{k,t}(\delta) = B\alpha_t P_{k+2,t-1}(\delta) + P_{k,t-1}(\delta) + \alpha_t \text{err}_{k+2,t}(\delta)$, for a finite constant $B < \infty$, and $\text{err}_{k,t}(\delta) = \mathcal{O}\left(\sqrt{\gamma_n \frac{\log(TK/\delta)}{\eta_n^2 n_{k+2,t}}} + p\eta_n + J_{n_{k+2,t}}/\eta_n\right)$.

Proof. Recall that by Lemma B.6 we can write for every k and t ,

$$\hat{V}_{k,t} = V(\check{\beta}_{k+2,t}) + \mathcal{O}\left(\sqrt{\gamma_n \frac{\log(KT/\delta)}{\eta_n^2 n_{k+2,t}}} + \eta_n + J_{n_{k+2,t}}/\eta_n\right).$$

We now proceed by induction. We first prove the statement, assuming that the constraint is never attained. We then discuss the case of the constrained solution. Define

$$B = p \sup_{\beta} \left\| \frac{\partial^2 \tau(\beta)}{\partial \beta^2} \right\|_{\infty}.$$

Unconstrained case Consider $t = 0$. Then since all clusters start from the same starting point ι , we can write

$$\left\| \alpha_0 \hat{V}_{k,0} - \alpha_0 V(\beta_0^*) \right\|_{\infty} = \alpha_0 \text{err}_{k,0}.$$

Consider $t = 1$, then we obtain for every $j \in \{1, \dots, p\}$,

$$\alpha_1 \hat{V}_{k,1}^{(j)} = \alpha_1 V^{(j)}(\check{\beta}_{k+2,1}) + \alpha_1 \text{err}_{k,1} = \alpha_1 V^{(j)}(\beta_0^* + \alpha_0 V(\beta_0^*) + \alpha_0 \text{err}_{k+2,0}) + \alpha_1 \text{err}_{k,1}.$$

Using the mean value theorem and Assumption 3, we obtain

$$\begin{aligned} \left\| \alpha_1 \hat{V}_{k,1}^{(j)} - \alpha_1 V^{(j)}(\beta_1^*) \right\|_{\infty} &\leq \alpha_1 \text{err}_{k,1} + B\alpha_1 \alpha_0 \text{err}_{k+2,0} \\ &\Rightarrow \left\| \sum_{s=0}^1 \alpha_s \hat{V}_{k,s}^{(j)} - \sum_{s=0}^1 \alpha_s V^{(j)}(\beta_s^*) \right\|_{\infty} \leq \alpha_1 \text{err}_{k,1} + B\alpha_1 \alpha_0 \text{err}_{k+2,0} + \alpha_0 \text{err}_{k,0}, \end{aligned}$$

Consider now a general t . Then we can write

$$\alpha_t \hat{V}_{k,t} = \alpha_t V(\check{\beta}_{k+2,t-1}) + \alpha_t \text{err}_{k,t}.$$

Let $P_{k,t} = \alpha_t P_{k+2,t-1} + P_{k,t-1} + \alpha_t \text{err}_{k,t}$, with $P_{k,0} = \alpha_0 \text{err}_{k,0}$. Using the induction argument, we write

$$\alpha_t \hat{V}_{k,t} \leq \alpha_t V(\beta_{t-1}^* + P_{k+2,t-1}) + \alpha_t \text{err}_{k,t}.$$

Using the mean value theorem and Assumption 3, we obtain

$$\alpha_t \hat{V}_{k,t} \leq \alpha_t V(\beta_{t-1}^*) + \alpha_t B P_{k+2,t-1} + \alpha_t \text{err}_{k,t}.$$

Taking the sum, we obtain

$$\left\| \sum_{s=1}^t \alpha_s \hat{V}_{k,s} - \sum_{s=1}^t \alpha_s V(\beta_{s-1}^*) \right\|_{\infty} \leq \alpha_t B P_{k+2,t-1} + P_{k,t-1} + \alpha_t \text{err}_{k,t}.$$

Constrained case Since the statement is true for $t = 0$, we can assume that it is true for all $s \leq t - 1$ and prove the statement by induction. Since \mathcal{B} is a compact space, we can write

$$\begin{aligned} & \left\| \Pi_{\mathcal{B}_1, \mathcal{B}_2 - \eta_n} \left[\sum_{s=1}^t \alpha_s \hat{V}_{k,s} \right] - \Pi_{\mathcal{B}_1, \mathcal{B}_2} \left[\sum_{s=1}^t \alpha_s V(\beta_{s-1}^*) \right] \right\|_{\infty} \\ & \leq \left\| \Pi_{\mathcal{B}_1, \mathcal{B}_2 - \eta_n} \left[\sum_{s=1}^t \alpha_s \hat{V}_{k,s} \right] - \Pi_{\mathcal{B}_1, \mathcal{B}_2 - \eta_n} \left[\sum_{s=1}^t \alpha_s V(\beta_{s-1}^*) \right] \right\|_{\infty} + p\eta_n \\ & \leq 2 \left\| \sum_{s=1}^t \alpha_s \hat{V}_{k,s} - \sum_{s=1}^t \alpha_s V(\beta_{s-1}^*) \right\|_{\infty} + p\eta_n \end{aligned}$$

completing the proof. \square

Theorem D.3. *Let the conditions in Theorem C.1 and Lemma D.1 hold. Choose $\alpha_t = \eta/(t+1)$. Then with probability at least $1 - \delta$,*

$$\|\beta^* - \check{\beta}_{k,T}\|_2^2 \leq \frac{1}{T} + pT^{2B} \times \mathcal{O}\left(\gamma_n \frac{\log(TK/\delta)}{\eta_n^2 n} + p^2 \eta_n^2 + J_n^2 / \eta_n^2\right),$$

for a finite constant $B < \infty$.

Proof. Using the triangular inequality, we can write

$$\|\beta^* - \check{\beta}_{k,T}\|_2^2 \leq \|\beta^* - \beta_T^*\|_2^2 + \|\check{\beta}_{k,T} - \beta_T^*\|_2^2.$$

The first component on the right-hand side is bounded by Lemma D.1. Using Lemma D.2, we bound the second component as follows

$$\|\check{\beta}_{k,T} - \beta_T^*\|_2^2 \leq p \|\check{\beta}_{k,T} - \beta_T^*\|_{\infty}^2 = p \times \mathcal{O}(P_{k,T-1}^2(\delta)).$$

We conclude the proof by explicitly defining the rate of $P_{k,T}(\delta)$. Observe that since $n_{k,t}$ does not depend on k, t , we can simplify $P_{k,T}$ to the expression

$$P_{k,t} = (1 + \frac{B}{t})P_{k,t-1} + \frac{1}{t}\text{err}_n.$$

where $\text{err}_n = \mathcal{O}(\sqrt{\gamma_n \frac{\log(TK/\delta)}{\eta_n^2 n}} + p\eta_n + J_n/\eta_n)$. Using a recursive argument, we obtain

$$P_{k,t} = \text{err}_n \sum_{s=1}^t \alpha_s \prod_{j=s}^t (\frac{B}{j} + 1).$$

We now write

$$\sum_{s=1}^t \alpha_s \prod_{j=s}^t (\frac{B}{j} + 1) \lesssim \sum_{s=1}^t \frac{1}{s^2} e^{B \log(t)} \lesssim t^B,$$

completing the proof. \square

E Further mathematical details

E.1 Gradient estimator for non-stationary policies

We conclude this section by formalizing the gradient estimator for non-stationary decisions. For expositional simplicity we only consider a triad $\{k, k+1, k+2\}$. For notational convenience, we define $\beta_{k,t}$ the policy assigned to cluster k at time t according to the randomization in Equation (29). Define

$$\Delta(x, \beta, \phi) = m(1, x, \beta, \phi) - m(0, x, \beta, \phi).$$

Observe that we can write

$$\begin{aligned} \frac{\partial \Gamma(\beta, \phi)}{\partial \beta} &= \int \left\{ \frac{\partial e(x; \beta)}{\partial \beta} \Delta(x, \beta, \phi) + \frac{\partial m(0, x, \beta, \phi)}{\partial \beta} + e(x; \beta) \frac{\partial \Delta(x, \beta, \phi)}{\partial \beta} + c(x) \frac{\partial e(x; \beta)}{\partial \beta} \right\} dF_X(x) \\ \frac{\partial \Gamma(\beta, \phi)}{\partial \phi} &= \int \left\{ e(x; \beta) \frac{\partial \Delta(x, \beta, \phi)}{\partial \phi} + \frac{\partial m(0, x, \beta, \phi)}{\partial \phi} \right\} dF_X(x). \end{aligned}$$

We now discuss the estimation of each component. First, observe that estimation of

$$\int \frac{\partial e(x; \beta)}{\partial \beta} \Delta(x, \beta, \phi) dF_X(x)$$

can be performed similarly to what is discussed in Section 3. Namely, we take

$$\hat{\Delta}_{k,t}(\beta) = \frac{1}{3n} \sum_{i: k(i) \in \{k, k+1, k+2\}} \frac{\partial e(X_i; \beta)}{\partial \beta} \left[\frac{Y_{i,t} D_{i,t}}{e(X_i; \beta_{k(i),t})} - \frac{Y_{i,t}(1 - D_{i,t})}{1 - e(X_i; \beta_{k(i),t})} \right].$$

The above estimator is centered around the target estimand up to a factor of order $\mathcal{O}(\eta_n + J_n)$ as discussed in Section 4. We now discuss the estimation of the marginal effects. Define

$$u_{h,t} = \begin{cases} -1 & \text{if } h = k \\ 1 & \text{if } h = k+1, t \text{ is odd or } h = k+2 \text{ and } t \text{ is even;} \\ 0 & \text{otherwise.} \end{cases}$$

Intuitively, the above indicator equals minus one whenever the cluster is the cluster in the triad that is assigned a perturbation in the *current* period. The estimator of the marginal spillover effect in the current period is constructed by taking

$$\hat{S}_{k,t}(\beta) = \frac{1}{n} \sum_{i: k(i) \in \{k, k+1, k+2\}} \frac{u_{k(i),t}}{\eta_n} e(X_i; \beta) \left[\frac{Y_{i,t} D_{i,t}}{e(X_i; \beta_{k(i),t})} - \frac{Y_{i,t}(1 - D_{i,t})}{1 - e(X_i; \beta_{k(i),t})} \right] + \frac{u_{k(i),t}}{\eta_n} \frac{Y_{i,t}(1 - D_{i,t})}{1 - e(X_i; \beta_{k(i),t})}.$$

Its justification follows similarly to what is discussed in Section 3, with the difference here that the cluster under perturbation is one of the three clusters, which alternate every other

period t . As a result, we can estimate the marginal effect of coordinate (j) in the current period by taking

$$\widehat{\Delta}_{k,sjt}(\check{\theta}_{k,t}) + \widehat{S}_{k,sjt}(\check{\theta}_{k,t}).$$

We now discuss estimating the marginal effect in the previous period. Define

$$p_{h,t} = \begin{cases} -1 & \text{if } h = k \\ 1 & \text{if } h = k+1, t \text{ is even or } h = k+2 \text{ and } t \text{ is odd;} \\ 0 & \text{otherwise.} \end{cases}$$

The above indicator equals one for the cluster that in the *previous* period was subject to perturbation. We can now use the same rationale as before and estimate the effect in the previous period as

$$\widehat{U}_{k,t}(\beta) = \frac{1}{n} \sum_{i:k(i) \in \{k, k+1, k+2\}} \frac{p_{k(i),t}}{\eta_n} e(X_i; \beta) \left[\frac{Y_{i,t} D_{i,t}}{e(X_i; \beta_{k(i),t})} - \frac{Y_{i,t}(1 - D_{i,t})}{1 - e(X_i; \beta_{k(i),t})} \right] + \frac{p_{k(i),t}}{\eta_n} \frac{Y_{i,t}(1 - D_{i,t})}{1 - e(X_i; \beta_{k(i),t})}.$$

The final estimator of the marginal effect reads as follows

$$\widehat{F}_{k,t}^{(j)} = \sum_{s=1}^{T^*} \widehat{\Delta}_{k,sjt}(\check{\theta}_{k,t}) + \widehat{S}_{k,sjt}(\check{\theta}_{k,t}) + \widehat{U}_{k,sjt}(\check{\theta}_{k,t}).$$

E.2 Proof of Lemma D.1

Proof. We follow a standard argument for the gradient descent. Denote β^* the estimand of interest and recall the definition of β_t^* in Equation (43). We define ∇_t the gradient evaluated at β_{t-1}^* . From strong concavity, we can write

$$\begin{aligned} \tau(\beta^*) - \tau(\beta_t^*) &\leq \frac{\partial \tau(\beta_t^*)}{\partial \beta} (\beta^* - \beta_t^*) - \frac{l}{2} \|\beta^* - \beta_t^*\|_2^2 \\ \tau(\beta_t^*) - \tau(\beta^*) &\leq \frac{\partial \tau(\beta^*)}{\partial \beta} (\beta_t^* - \beta^*) - \frac{l}{2} \|\beta^* - \beta_t^*\|_2^2. \end{aligned}$$

As a result, since $\frac{\partial \tau(\beta^*)}{\partial \beta} = 0$, we have

$$\left(\frac{\partial \tau(\beta^*)}{\partial \beta} - \frac{\partial \tau(\beta_t^*)}{\partial \beta} \right) (\beta^* - \beta_t^*) = \frac{\partial \tau(\beta_t^*)}{\partial \beta} (\beta^* - \beta_t^*) \geq l \|\beta_t^* - \beta^*\|_2^2. \quad (44)$$

In addition, we can write:

$$\|\beta_t^* - \beta^*\|_2^2 = \|\beta^* - \Pi_{\mathcal{B}_1, \mathcal{B}_2}(\beta_t^* + \alpha_t \nabla_t)\|_2^2 \leq \|\beta^* - \beta_t^* - \alpha_t \nabla_t\|_2^2$$

where the last inequality follows from the Pythagorean theorem. Observe that we have

$$\|\beta^* - \beta_t^*\|_2^2 \leq \|\beta^* - \beta_{t-1}^*\|_2^2 - 2\alpha_t \nabla_t(\beta^* - \beta_{t-1}^*) + \alpha_t^2 \|\nabla_t\|_2^2.$$

Using Equation (44), we can write

$$\|\beta_{t+1}^* - \beta^*\|_2^2 \leq (1 - 2l\alpha_t)\|\beta_t^* - \beta^*\|_2^2 + \alpha_t^2 G^2.$$

We now prove the statement by induction. Clearly at time $t = 0$, the statement trivially holds. Consider a general time t . Then using the induction argument, we write

$$\begin{aligned} \|\beta_{t+1}^* - \beta^*\|_2^2 &\leq \left(1 - 2\frac{1}{t+1}\right)\frac{L}{t} + \frac{L}{(t+1)^2} \\ &\leq \left(1 - 2\frac{1}{t+1}\right)\frac{L}{t} + \frac{L}{t(t+1)} \\ &= \left(1 - \frac{1}{t+1}\right)\frac{L}{t} = \frac{L}{t+1}. \end{aligned}$$

□