

Generating Target Graph Couplings for QAOA from Native Quantum Hardware Couplings

Joel Rajakumar,¹ Jai Moondra,² Swati Gupta,² and Creston D. Herold^{1,*}

¹Georgia Tech Research Institute, Atlanta, GA 30332, USA

²Georgia Institute of Technology, Atlanta, GA 30332, USA

(Dated: December 22, 2024)

We present methods for constructing any target coupling graph using limited global controls in an Ising-like quantum spin system. Our approach is motivated by implementing the quantum approximate optimization algorithm (QAOA) on trapped ion quantum hardware to find approximate solutions to Max-Cut. We present a mathematical description of the problem and provide approximately optimal algorithmic constructions which generate arbitrary unweighted coupling graphs with n nodes in $O(n)$ global control pulses and weighted graphs with m edges in $O(m)$ pulses. These upper bounds are not tight in general, and we formulate a mixed-integer program to solve the graph coupling problem to optimality. We perform numeric experiments on small graphs with $n \leq 8$ show that optimal pulse sequences, which use fewer operations, can be found using mixed-integer programs.

I. INTRODUCTION

While the capabilities of quantum computing hardware continue to increase both in qubit number and quality of operations, the field is still a long way from quantum error correction. Numerous near-term applications for the so-called NISQ hardware have been proposed including quantum chemistry, the variational quantum eigensolver, and optimization [1]. Important experimental demonstrations of these applications have been performed, but to date the hardware has been too small to be computationally useful compared to classical methods [2–4]. Quantum hardware naturally performs better on problems which match the native qubit connectivity, while general problems tend to require significant compilation resulting in increased gate count and worse performance [5].

A prominent example of an optimization problem is Max-Cut, which asks to partition the vertices of a given weighted graph $G = (V, E, z)$, with edge weights z , into two sets $S, V \setminus S$ so that the total weight of the edges in the cut $(S, V - S)$ is maximized. To solve Max-Cut with the Quantum Approximate Optimization Algorithm (QAOA) [6–8], each vertex is represented by a qubit and the Z -eigenstates label the two sets. The cut size is encoded as the energy of a cost Hamiltonian, consisting of a sum over two-qubit operators for each edge in E , where the Max-Cut corresponds to the lowest energy eigenvector. Max-Cut QAOA was recently demonstrated on tens of ions [9], however, the problem graph matched the native hardware coupling graph. To implement Max-Cut for an any graph, an arbitrary qubit coupling graph (cost Hamiltonian) must be produced.

In this paper, we will show how arbitrary coupling operations can be constructed on a quantum spin system using a limited set of operations. While we specialize

to a trapped-ion system, our method is general and is applicable to other quantum systems with natural long-range interactions like NMR manipulation of multi-spin molecules [10] or arrays of Rydberg atoms [11–13]. While our results have immediate application to efficient implementation of Max-Cut QAOA on crystals of trapped ions, they may also enable new classes of quantum simulations.

In section Section II, we provide a physical definition of a coupling graph as well as implementation details for the trapped ion systems. In Section III, we physically motivate the problem and then give a problem statement in purely mathematical terms. In Section IV, we discuss various solution methods, including (i) a lower bound of $\Omega(\log n)$ [14] on the graph coupling number, i.e., smallest possible number of pulses required to construct a general graph with n nodes, (ii) an $O(n)$ pulse sequence for the construction of unweighted graphs which we refer to as *union-of-stars*, and (iii) an $O(m)$ pulse sequence for constructing arbitrary weighted graphs with m edges. Finally, preliminary numerical experiments using a mixed integer program (MIP) are presented in Section V which validate the performance of our constructions and show that optimal sequences can be found which use fewer pulses than the upper bounds from the constructions. This MIP can be used to find optimal pulse sequences for small instances (up to the scale of the NISQ hardware in the near future), but for large graphs this approach quickly becomes intractable, and instead, the union-of-stars construction can be used to find a provable near-optimal solution.

II. COUPLING OPERATORS AND PHYSICAL CONTROLS

Many quantum systems exhibit intrinsic couplings between qubits. Physically, these spin-spin couplings comprise the zero field Ising model with coupling Hamilto-

* Creston.Herold@gtri.gatech.edu

nian

$$H_{\text{Ising}} = \sum_{i=1}^{n-1} \sum_{j=i+1}^n J_{i,j} \sigma_i^z \sigma_j^z, \quad (1)$$

where σ_j^z denotes the Pauli-Z matrix acting on the j th ion [15]. The term $\sigma_i^z \sigma_j^z$ is a “ZZ-coupling” qubits i and j , and the values of the $J_{i,j}$ depend on the details of the underlying quantum hardware.

We define an arbitrary coupling operator as

$$C = \sum_{i=1}^{n-1} \sum_{j=i+1}^n a_{i,j} \sigma_i^z \sigma_j^z \quad (2)$$

where $a_{i,j} \in \mathbb{R}$ and $\sigma_i^z \sigma_j^z$ is a unit-strength coupling between qubits i and j . In this paper, we will use an abstraction of the coupling operation called the coupling graph, as defined below.

Definition 1. (Coupling Graph) We define a coupling graph $G(V, E)$, $|V| = n$ as a mathematical abstraction of a coupling operation on an n -qubit system, where each vertex $v \in V$ represents a qubit and each edge $e \in E$ represents the strength of the ZZ-coupling between two qubits. The coupling operation given by Eq. (2) produces a coupling graph with adjacency matrix A of entries $a_{i,j} = a_{j,i}$.

H_{Ising} is a particular physical coupling operator (compare to Eq. (2)), and the adjacency matrix of the corresponding coupling graph has elements $a_{i,j} = J_{i,j}$. In Section III, we show that a coupling operator C with any arbitrary adjacency matrix can be constructed from two simple operations: (A) a global coupling operation, H_{Ising} , native to the quantum hardware, and (B) individual qubit bit flips. Here, we specialize to collections of ions trapped in a common potential and describe how each of these operations is realized.

A. H_{Ising} implementation

For trapped ion crystals, a wide variety of coupling graphs, facilitated by the collective normal modes of motion of the ions, are possible. One method for generating H_{Ising} is the Mølmer-Sørensen (MS) interaction [16]. With one-dimensional ion crystals, the MS interaction has been used extensively for quantum simulations of interacting spins [17, 18] as well as lattice gauge models [19]. For experiments to date with two-dimensional ion crystals, an optical dipole force (ODF) was used to produce H_{Ising} [20, 21]. While the exact dependence of the interaction strength on the optical fields is different, the dependence of $J_{i,j}$ on the motional mode structure is identical.

The MS interaction is created by illuminating the ions with a pair of lasers tuned near red and blue motional

sidebands, and the $J_{i,j}$ in Eq. (1) are

$$J_{i,j} = \Omega_i \Omega_j \frac{\hbar^2 (\Delta k)^2}{2M} \sum_m \frac{b_{i,m} b_{j,m}}{\mu^2 - \omega_m^2}, \quad (3)$$

where M is the single-ion mass, Δk is the momentum imparted by the laser interaction, \hbar is the reduced Planck constant, and Ω_j is the Rabi rate for the j th ion, which depends on atomic matrix elements and the optical intensity at the ion [22]. Within the sum over motional modes m , the normal mode frequencies have angular frequency ω_m , and the $b_{i,m}$ are the displacement amplitudes for ion i in mode m (see, e.g., [23]); μ is the angular frequency of the laser with respect to the qubit frequency. The natural basis for the MS interaction can be taken to be $\sigma_i^x \sigma_j^x$, however it can be transformed to $\sigma_i^z \sigma_j^z$ through global rotations with the same pair of laser beams [24, 25].

We define the gate detuning as the difference between the laser detuning and the m th normal mode, i.e.:

$$\delta_m = \mu - \omega_m. \quad (4)$$

While a wide variety of $J_{i,j}$ are possible through variation of the laser intensities, the gate detuning, and the motional modes [26], here we focus on two specific cases. The $m = 0$ mode is the center of mass mode for which all the $b_{j,0}$ are equal. If the MS interaction is detuned very close to this mode such that $|\delta_0| \ll \delta_m \forall m \neq 0$, the $m = 0$ term in the sum in Eq. (3) dominates, and we have:

$$J_{i,j} = \text{sgn}(\delta_0) J_0, \quad (5)$$

for positive constant J_0 . In the language of spin models of magnetism, this produces an infinite range ferromagnetic or antiferromagnetic interaction depending on the sign of the detuning [22]. In particular, in this work, we assume that $J_{i,j}$ all identically equal to either 1 or -1 for $i \neq j$ and $J_{i,j} = 0$ otherwise.

B. Bit flip implementation

One-qubit operations can be envisioned as rotations of a qubit vector on the Bloch sphere. The unitary $R_j^x(\theta) = \exp\{-i(\theta/2)\sigma_j^x\}$ is a rotation through an angle θ about the x -axis. We define a bit flip on the j th qubit as:

$$X_j = R_j^x(\pi) = -i\sigma_j^x. \quad (6)$$

X_j will flip the state of a qubit in the z - or y -basis. We assume that these bit flips can be applied to an individual ion within the ion crystal, which is accomplished through tightly focused control beams. Such rotations can be performed sequentially or in parallel on many ions since they do not change the motional state of the crystal.

III. PROBLEM STATEMENT

Arbitrary coupling graphs can be composed from the hardware-native H_{Ising} global interaction and single-qubit bit flips introduced in Section II. Following a physical motivation, we give a precise mathematical description of this construction problem which does not require any background physical knowledge.

A. Physical Description

Motivated by solving Max-Cut with QAOA [6], we want to find a set of physical operations which efficiently implements the cost Hamiltonian for a particular target graph. The cost Hamiltonian is exactly the coupling operation defined in Eq. (2) apart from overall constants. This is similar to any quantum operation compilation problem, where a desired unitary is constructed from a limited set of physical operations. We can succinctly describe the physical problem:

Problem Statement 1 (Physical). Find a “pulse sequence”, composed by interleaving H_{Ising} interactions and single-qubit bit flips X_j , that produces a desired coupling operation. To mitigate operation error, a short pulse sequence is desired; we will optimize for minimum number of H_{Ising} applications or the minimum total strength of H_{Ising} operations.

The intuition behind this limited set of controls is as follows. By surrounding a ZZ term with bit flips, the sign of that term in H_{Ising} can be reversed:

$$X_j^\dagger \sigma_i^z \sigma_j^z X_j = -\sigma_i^z \sigma_j^z. \quad (7)$$

However, $X_j^\dagger H_{\text{Ising}} X_j$ will change the sign of all ZZ terms acting on ion j . Repeated applications of H_{Ising} surrounded by carefully chosen sequences of bit flips were previously used to isolate individual two-qubit interactions within molecules in NMR quantum computing [27].

The coupling for the p th application of H_{Ising} with strength w_p is:

$$C^{(p)} = \sum_{i=1}^{n-1} \sum_{j=i+1}^n c_{p,i,j} \sigma_i^z \sigma_j^z, \quad (8)$$

$$\text{where } c_{p,i,j} = w_p J_{i,j} P_{p,i} P_{p,j},$$

and the $P_{p,i}$ are elements of a “pulse matrix” P with values ± 1 . The pulse matrix has a column for each qubit and a row for each application of H_{Ising} . The sign of each entry in a row encodes the bit flips surrounding that application of H_{Ising} . If there is a -1 in a given column the corresponding qubit is flipped, and for a 1 it is not. This can be seen by considering the four possible bit

flips for the i, j term:

$$w_p J_{i,j} \sigma_i^z \sigma_j^z, \\ P_{p,i} = P_{p,j} = 1, \quad (9a)$$

$$X_j^\dagger (w_p J_{i,j} \sigma_i^z \sigma_j^z) X_j = -w_p J_{i,j} \sigma_i^z \sigma_j^z, \\ P_{p,i} = 1, P_{p,j} = -1, \quad (9b)$$

$$X_i^\dagger (w_p J_{i,j} \sigma_i^z \sigma_j^z) X_i = -w_p J_{i,j} \sigma_i^z \sigma_j^z, \\ P_{p,i} = -1, P_{p,j} = 1, \quad (9c)$$

$$X_j^\dagger X_i^\dagger (w_p J_{i,j} \sigma_i^z \sigma_j^z) X_i X_j = w_p J_{i,j} \sigma_i^z \sigma_j^z, \\ P_{p,i} = P_{p,j} = -1. \quad (9d)$$

The net coupling of a series of k applications of H_{Ising} is given by the sum of their couplings:

$$C = \sum_{p=1}^k C^{(p)} = \sum_{i=1}^{n-1} \sum_{j=i+1}^n \left(\sum_{p=1}^k c_{p,i,j} \right) \sigma_i^z \sigma_j^z. \quad (10)$$

By comparison with Eq. (2), we identify that the term in parenthesis is an element of the total coupling adjacency matrix, which can therefore be expressed as

$$A = P^T W P \odot J, \quad (11)$$

where W is a diagonal $k \times k$ matrix of pulse strengths with $W_{p,p} = w_p$, \odot represents element wise matrix multiplication, and the pulse matrix $P \in \{1, -1\}^{k \times n}$.

Both positive and negative strengths w_p are possible. For $J_{i,j} = +|J_0|$, we can choose the strength of H_{Ising} by changing the intensity of the lasers creating the MS interaction; however, this only permits $w_p > 0$. To achieve an effective $w_p < 0$, the MS interaction detuning can be negated for $J_{i,j} = -|J_0|$ through Eq. (5). In Appendix A, we give an example of a pulse sequence which creates a particular three-qubit coupling graph.

An optimal pulse sequence is one which produces the desired coupling graph for the target problem with the least total error. It is expected that the infidelity of H_{Ising} will be much larger than for the X_j bit flips. We propose two optimization criteria: (i) minimizing the total number of H_{Ising} applications, and (ii) minimizing the total absolute strength of the H_{Ising} pulses. The first accounts for errors which are fixed for every entangling pulse, while the second criterion will account for strength-dependent effects like residual spin-motion entanglement. In the mathematical description that follows, these two criteria are expressed as the L_0 and L_1 norms of W , respectively.

B. Mathematical Description

We present in this section a mathematical statement of the graph compilation problem, as motivated from the experimental setup:

Problem Statement 2 (Mathematical). Given the target adjacency matrix $A \in \mathbb{R}^{n \times n}$ of graph G and an intrinsic (hardware-dependent) adjacency matrix $J \in \mathbb{R}^{n \times n}$

for $n \in \mathbb{Z}_+$, find $P \in \{1, -1\}^{k \times n}$ and a diagonal strength matrix $W \in \mathbb{R}^{k \times k}$ such that

$$A = P^T W P \odot J \quad (12)$$

where \odot is the element-wise multiplication operation. We want to minimize either $\|W\|_0$ or $\|W\|_1$, which denote the L_0 and L_1 norms of the diagonal of W , respectively. That is, $\|W\|_0$ is the number of non-zero entries along the diagonal, and $\|W\|_1$ is the sum of the absolute values of the diagonal entries.

Motivated by the discussion leading to Eq. (5), for the rest of the paper we restrict ourselves to J corresponding to the unweighted complete graph K_n . Let the strength matrix W take arbitrary values, and fix J to be $J_{i,j} = 1$ for $i \neq j$, and $J_{i,i} = 0$ for all $i \in \{1, \dots, n\}$.

In particular we are interested in minimizing the number of pulses, i.e., the L_0 norm of the strength matrix W , and define a coupling number of the graph accordingly:

Definition 2. (Graph Coupling number) We denote the minimum number of pulses needed to construct a graph, i.e., the L_0 norm $\|W\|_0$, as the graph coupling number, denoted by $\text{gc}(G)$.

We are not aware of any previous combinatorial optimization or algorithmic formulation for this problem, however it has interesting connections to the biclique partition number. Given a graph G , a biclique in the graph is a complete bipartite subgraph, and a clique is a complete subgraph. In Section IV, we give an approximation algorithm for this problem that relies on partitioning the graph edges into bicliques. The size of a minimum such partition is called the *biclique partition number*, defined as follows:

Definition 3. Given an undirected graph G , the *biclique partition number* of graph G is defined as the minimum number of edge-disjoint bicliques (i.e., complete bipartite graphs) of G whose union includes all of the edges of G . We denote this number by $\text{bp}(G)$.

The problem of determining the biclique partition number of a graph was introduced by Graham and Polak in 1971 [28] and is known to be NP-hard [29]. We will show that one can construct any biclique using a constant number of pulses (irrespective of the size of the graph), which can be used to show $\text{gc}(G) \leq 3\text{bp}(G) + 1$ for any unweighted graph G . However, this does not immediately imply NP-hardness for the graph coupling problem – indeed, $\text{bp}(K_n) = n - 1$ [28] while $\text{gc}(K_n) = 1$. In this work, we lay down some initial observations and approximation bounds for the graph coupling number. We verify experimentally that our worst-case approximation bounds are order-optimal for small graphs (modulo the choice of a parameter M , defined in Appendix B), and therefore, these methods can be of immediate use to quantum physicists.

IV. SOLUTION METHODS

In this section, we give combinatorial methods for constructing pulse sequences with small L_0 norm. Our proposed construction of unweighted graphs has a linear upper bound on the L_0 norm, i.e., $\|W\|_0 = O(n)$, and our construction for weighted graphs requires $\|W\|_0 = O(m)$ number of pulses. We also show that any graph with distinct edge weights needs at least $\Omega(\log n)$ pulses, i.e., the maximum graph coupling number on all graphs with n vertices is $\text{gc}(G) = \Omega(\log n)$. Finally, we describe a simple mixed-integer program to find optimal solutions on small graphs.

Prior work by Leung *et al.* [27] outlined a deterministic method to couple any desired pair of qubits within the molecules used for NMR quantum computing. NMR qubits are subject to a global pairwise ZZ -coupling, like H_{Ising} , which is always on. They proposed a construction to decouple all qubits and selectively recouple any single pair of qubits in $O(n)$ H_{Ising} pulses interleaved with single-qubit bit flips, which can be mapped to the problem formulation in Eq. (12) with strictly non-negative W . Therefore, using this construction for all $m = |E|$ edges in E , a target coupling graph can be produced in $O(nm)$ H_{Ising} pulses. In our trapped ion system, however, H_{Ising} strengths can also be negative, and therefore, we are able to simplify the construction as well as reduce the upper bound on the number of pulses to $O(m)$ for weighted graphs and $O(n)$ for unweighted graphs.

A. Union-of-Stars

In this section, we give general constructions for weighted and unweighted graphs. We will construct a weighted graph in $O(m) = O(n^2)$ pulses by constructing each edge in a constant number of steps and composing those constructions. For unweighted graphs, we will construct a star subgraph (wherein single node is adjacent to a set of non-adjacent nodes) in a constant number of steps and compose these constructions to build the graph. Since the edge set of an unweighted graphs is the union of at most $n - 1$ edge-disjoint stars, this results in an $O(n)$ construction for unweighted graphs. We denote a graph G as $G = (V, E, z)$, where $z \in \mathbb{R}^{|E|}$ is the weight function on edges E .

We first claim that pulse sequences for constructing two different edge weights on the same graph can be combined. In particular, this will imply that we can simply augment the pulse sequences of disjoint subgraphs (with weight 0 on non-edges) to construct the graph.

Lemma 1. *For weighted graphs $G_1 = (V, E, z_1)$ and $G_2 = (V, E, z_2)$ with vertex set V and edge set E with weights $z_1, z_2 \in \mathbb{R}^E$ respectively, if $G = (V, E, z_1 + z_2)$, then $\text{gc}(G) \leq \text{gc}(G_1) + \text{gc}(G_2)$.*

Proof. Let A_1, A_2 be the adjacency matrices of G_1, G_2 respectively (i.e., $A_{i,j} = z_{(i,j)}$ if $(i, j) \in E$ and 0 otherwise).

Then, the adjacency matrix of G is $A_1 + A_2$.

Let $A_1 = (P_1^T W_1 P_1) \odot J$ and $A_2 = (P_2^T W_2 P_2) \odot J$, where P_1 is a $k_1 \times n$ matrix and P_2 is a $k_2 \times n$ matrix for some k_1, k_2 . We construct the matrix $P \in \{-1, 1\}^{(k_1+k_2) \times n}$ by augmenting P_1 and P_2 as follows: for all $j \in [1, n]$,

$$P_{i,j} = \begin{cases} (P_1)_{i,j} & \text{if } i \leq k_1 \\ (P_2)_{i-k_1,j} & \text{if } k_1 < i \leq k_1 + k_2. \end{cases}$$

That is, the first k_1 rows are the matrix P_1 , and the next k_2 rows are the matrix P_2 . We define a diagonal square matrix W of size $k_1 + k_2$ as follows:

$$W_{i,i} = \begin{cases} (W_1)_{i,i} & \text{if } i \leq k_1, \\ (W_2)_{i-k_1,i-k_1} & \text{if } k_1 < i \leq k_1 + k_2. \end{cases}$$

That is, the diagonal entries in the first k_1 rows in W are the diagonal entries in W_1 , and those in the next k_2 rows are the diagonal entries in W_2 . From a simple calculation,

$$P^T W P \odot J = P_1^T W_1 P_1 \odot J + P_2^T W_2 P_2 \odot J = A_1 + A_2$$

Choose $k_1 = \text{gc}(G_1)$ and $k_2 = \text{gc}(G_2)$, so that $\text{gc}(G) \leq k = \text{gc}(G_1) + \text{gc}(G_2)$. This proves our claim. \square

Corollary 2. *For unweighted graphs $G_1 = (V, E_1)$ and $G_2 = (V, E_2)$ where $E_1 \cap E_2 = \emptyset$, if $G = (V, E_1 \cup E_2)$, then $\text{gc}(G) \leq \text{gc}(G_1) + \text{gc}(G_2)$.*

In many cases, one can do better than adding graph coupling numbers together by removing duplicate rows in the pulse matrix P . For a matrix P and a row vector r of P , let $P \setminus r$ denote the matrix P with row r removed.

Lemma 3. *Suppose matrices P, W satisfy $(P^T W P) \odot J = A$, where A is the adjacency matrix of some graph G . If there are rows r, s in P such that $r = \pm s$, then there exists matrix W_1 such that $((P \setminus s)^T W_1 (P \setminus s)) \odot J = A$.*

Proof. Let $r = \eta s$, where $\eta \in \{-1, 1\}$. Let w_r, w_s be the diagonal entries in W corresponding to rows r, s respectively in P . To obtain matrix W_1 from W , delete the row and column containing w_s and replace w_r by $w_r + \eta w_s$. Then, it is easily seen that $((P \setminus s)^T W_1 (P \setminus s)) \odot J = (P^T W P) \odot J = A$. \square

We next show that any biclique (i.e., complete bipartite graph) and a union of isolated vertices can be constructed using 4 pulses, which will give us an upper bound on the graph coupling number for arbitrary graphs.

Lemma 4. *Given a weighted graph $G = (V, E, z)$, where V is the disjoint union of V_1, V_2, V_3 , (i.e., $V = V_1 \cup V_2 \cup V_3$ and $V_i \cap V_j = \emptyset$ for $(i \neq j)$), $E = \{(u, v) : u \in V_1, v \in V_2\}$, and $z_e = \mu$ for all $e \in E$, (that is, G is a complete bipartite graph except some isolated vertices, with all edge weights being equal), $\text{gc}(G) \leq 4$.*

Proof. We give matrices P, W with $k = 4$ such that $P^T W P \odot J = A$. We let column j of P correspond to vertex $v_j \in V$. To define entry $P_{a,j}$ of the matrix P for each $a \in \{1, 2, 3, 4\}$ and $j \in \{1, \dots, n\}$, we define numbers $P_{a,V_1}, P_{a,V_2}, P_{a,V_3}$ and let

$$P_{a,j} = \begin{cases} P_{a,V_1} & \text{if } v_j \in V_1, \\ P_{a,V_2} & \text{if } v_j \in V_2, \\ P_{a,V_3} & \text{if } v_j \in V_3. \end{cases}$$

We now give matrix W and specify entries P_{a,V_l} for $l \in \{1, 2, 3\}, a \in \{1, 2, 3, 4\}$:

$$\begin{array}{ccc} V_1 & V_2 & V_3 \\ P = \begin{pmatrix} 1 & 1 & -1 \\ 1 & -1 & -1 \\ 1 & 1 & 1 \\ 1 & -1 & 1 \end{pmatrix}, & W = \begin{pmatrix} \frac{\mu}{4} & 0 & 0 & 0 \\ 0 & -\frac{\mu}{4} & 0 & 0 \\ 0 & 0 & \frac{\mu}{4} & 0 \\ 0 & 0 & 0 & -\frac{\mu}{4} \end{pmatrix}. \end{array}$$

Note that $(P^T W P)_{i,j} = \sum_{a=1}^k P_{a,i} P_{a,j} W_{a,a}$. Suppose $v_i \in V_1, v_j \in V_2$. We show that the edge weight of (v_i, v_j) in our construction is μ , as expected: since $i \neq j$,

$$\begin{aligned} (P^T W P \odot J)_{i,j} &= \left[(1)(1)\frac{\mu}{4} + (1)(-1)\frac{-\mu}{4} + (1)(1)\frac{\mu}{4} \right. \\ &\quad \left. + (1)(-1)\frac{-\mu}{4} \right] \times 1 = \mu = A_{i,j}. \end{aligned}$$

A similar calculation shows that when $v_i \in V_1, v_j \in V_3$, $(P^T W P \odot J)_{i,j} = 0$ since there is no edge between V_1, V_3 and therefore $A_{i,j} = 0$. One can check this for every possibility of v_i, v_j , so that $P^T W P \odot J = A$. Therefore, $\text{gc}(G) \leq 4$. \square

The above decomposition is crucial in constructing graphs edge-by-edge while incorporating arbitrary edge weights, i.e., decompose the graph into a union of edges (wherein each edge is a trivial biclique), which gets us the following theorem.

Theorem 5. *For any weighted graph $G = (V, E, z)$, $\text{gc}(G) \leq 3m + 1 = O(m)$, where m is the number of edges in G .*

Proof. Suppose we are given a weighted graph G on n vertices. Then, every edge can be constructed in at most 4 steps by the above lemma: given an edge $e = (u, v) \in E$, choose $A = \{u\}, B = \{v\}, C = V - \{u, v\}$, so that $E = \{e\}$, and $\mu = z_e$. Lemma 1 then implies that $\text{gc}(G) \leq 4m$. Further note that the third row in the pulse matrix is all ones, and this is common across the constructions for each edge. Therefore, from Lemma 3, we can combine these rows into a single row by summing their strengths, thus giving us an upper bound of $3m + 1$ on the total number of pulses. \square

Lemma 4 implies that the number of pulses required to construct any given graph is at most four times the minimum size of a partition of the edge set into complete bipartite graphs, which can be further reduced

to $3 \text{bp}(G) + 1$ using the observation that the all ones row is common across each biclique's construction, i.e., $\text{gc}(G) \leq 3 \text{bp}(G) + 1$. The biclique partition number of an arbitrary graph is however NP-hard to compute, and therefore, there is a need for approximate constructions.

For unweighted graphs, we show that a decomposition of the edge set into at most $n - 1$ star graphs (i.e., bicliques where one side of the partition has only one vertex) can be used to give a linear bound on the graph coupling number.

Theorem 6. *For any unweighted graph $G = (V, E)$, E can be partitioned into $n - 1$ star graphs (i.e., $K_{1,s}$ for $s < n$) which in turn implies that the graph coupling number $\text{gc}(G) \leq 3n - 2 = O(n)$.*

Proof. We first show that we can write the edge-set of $G = (V, E)$ as the disjoint union of at most $n - 1$ stars. Consider an arbitrary ordering of vertices v_1, \dots, v_n . For $1 \leq i \leq n - 1$, define the star $S_i = \{(v_i, v_j) \in E : i < j\}$, that is, it consists of all edges (v_i, v_j) where i is the lower index. Each S_i is a star and that each edge in E belongs to exactly one S_i . Therefore, E is the disjoint union of at most $n - 1$ non-empty stars.

We now show how to construct each S_i in at most 4 steps: since G is unweighted, choose $\mu = 1$ in Lemma 4. Then, each S_i (with possibly other isolated vertices) can be constructed in at most 4 steps since a star is also a biclique. This, combined with Corollary 2, implies that $\text{gc}(G) \leq 4(n - 1)$, which after combining rows with all ones in each construction give us the bound in the theorem, by Lemma 3. \square

The bound in Theorem 6 can be improved by finding a smaller sized partition of the edge set of the graph into bicliques. However, it is known that for complete graphs on n vertices, the biclique partition number $\text{bp}(K_n) = n - 1$ [28], so that the upper bound on $\text{gc}(G)$ still remains $3n - 2$ (using union-of-stars construction). Moreover, in any construction, one can further get a reduction in the L_0 norm by removing repeating rows in P , using Lemma 3, although this reduction can be instance dependent.

B. A Lower Bound

We next discuss a lower bound on the graph coupling number of any arbitrary graph with distinct edge weights:

Lemma 7. *For each n , there is a weighted graph G with n vertices such that $\text{gc}(G) = \Omega(\log n)$.*

Proof. For any k note that $(P^T W P \odot J)_{i,j} =$

$$\sum_{a=1}^k P_{a,i} P_{a,j} W_{a,a} \text{ if } i \neq j \text{ and it is equal to 0 otherwise.}$$

That is, each non-diagonal entry of $P^T W P \odot J$ is a linear combination of pulse strengths $W_{a,a}$ with coefficients either 1 or -1 (since $P \in \{-1, 1\}^{k \times n}$). The set of all such

linear combinations has cardinality at most 2^k . Consider any complete graph on n vertices with distinct edge weights. Then, there are at least $\frac{n(n-1)}{2}$ distinct entries in A . When $\frac{n(n-1)}{2} > 2^k + 1$, by our previous observation, $A \neq P^T W P \odot J$ for *any* diagonal matrix $W \in \mathbb{R}^{k \times k}$ and matrix $P \in \{\pm 1\}^{k \times n}$. That is, for $P^T W P \odot J = A$ to hold, we need $k \geq \log_2 \left(\frac{n(n-1)}{2} - 1 \right)$, which implies that $\text{gc}(G) = \Omega(\log n)$. \square

C. Optimal Solutions Through Brute Force

We describe a mixed-integer program (MIP) that can be solved to optimality. In the preceding sections, we have given polynomial constructions for generating both weighted and unweighted coupling graphs, which gave upper bounds for the graph coupling number. It is important to note that MIPs are not generally solvable in polynomial time; therefore, this is not an efficient method for finding pulse sequences. Instead, by solving the MIP to optimality, we identify the optimality gap and quantify the potential gains if a more efficient construction can be found.

To convert the graph coupling problem into a MIP, we construct a *complete* pulse matrix P by enumerating all possible rows with elements ± 1 . In other words, we must consider all possible pulse sequences to prove a given sequence is optimal. Since negating a row in P does not change $P^T W P$, there are 2^{n-1} unique rows of P to consider. Thus, finding the optimal sequence to produce a coupling graph with adjacency matrix A reduces to finding a strength matrix W such that $P^T W P \odot J = A$. The only variable is the diagonal strength matrix W , and the objective is to minimize its L_0 or L_1 norm. A complete description of the MIP is included in Appendix B.

We note that in practice, we have observed that subsampling the complete P matrix and running the MIP for a fixed amount of time often produces a tractable *good* solution (i.e., better running time and memory requirements), however in this case, we cannot obtain provable bounds to optimality. In the next section, we compare optimal solutions to the constructions for small graphs of up to 8 vertices (optimal up to the choice of the parameter M , which was set to the sum of the edge weights in the simulations). The brute force search to optimality is time intensive with some graphs taking hours to complete or even longer than 24 hours [30].

V. NUMERICAL EXPERIMENTS: OPTIMAL RESULTS

We compare the union-of-stars construction with optimal [31] sequences of uniform H_{Ising} operations, where J is the adjacency matrix of the graph K_n . First, we generated 96 Erdős-Rényi random unweighted graphs with 7 vertices, where each edge has a probability p to exist,

with 4 random graphs for each $p \in 0.04 \times \{1, 2, \dots, 24\}$. For each graph, we determined the optimal solution using the brute force MIP optimizing for either the minimal L_0 or L_1 norm. While the union-of-stars construction has upper bound $3n - 2$ for the number of H_{Ising} pulses (L_0 norm), in practice many graphs can be constructed with fewer than $n - 1$ stars. We chose to start with the largest star (highest degree vertex), then add the next largest star, and so on until the target graph was realized. In addition, we check each P matrix for identical rows and combine them by summing the corresponding strengths.

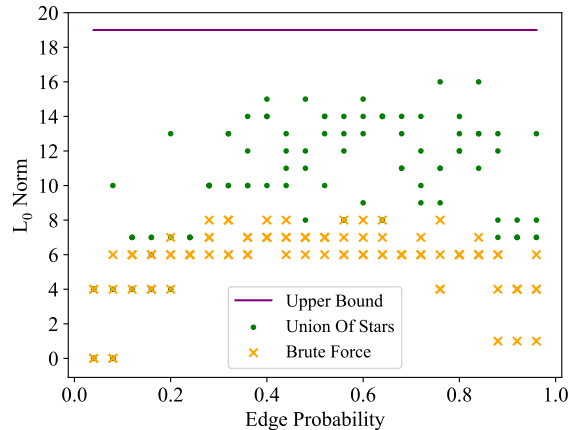
Figure 1 compares the union-of-stars solution with the upper bound and the brute force optimal solution. We observe that the union-of-stars typically performs within a factor of two of optimality in the L_0 norm, while the L_1 norm is closer to a factor of 3 worse.

Next, we tested random weighted graphs by randomly assigning edge weights sampled uniformly from $\{1, 2, 3\}$ to Erdős-Rényi graphs with seven vertices and similar edge inclusion probabilities. As shown in Figure 2, the union-of-stars method again performs well. For comparison, the *expected* upper bounds of $3\bar{m} + 1$ for the L_0 norm and $3\bar{m}$ for the L_1 norm are plotted, where $\bar{m} = pn(n - 1)/2$ is the expected number of edges for edge inclusion probability p . Notably, solving the MIP to optimality for the L_0 norm takes significantly longer compared to the unweighted graphs. Some instances in Figure 2(a) timed out (24 hrs) before reaching optimality; in this case, the sub-optimal values are plotted instead. In Figure 2(b), we observe that when we optimize instead for L_1 norm on weighted graphs, the optimal solution is much better than the union-of-stars construction for graphs with many edges.

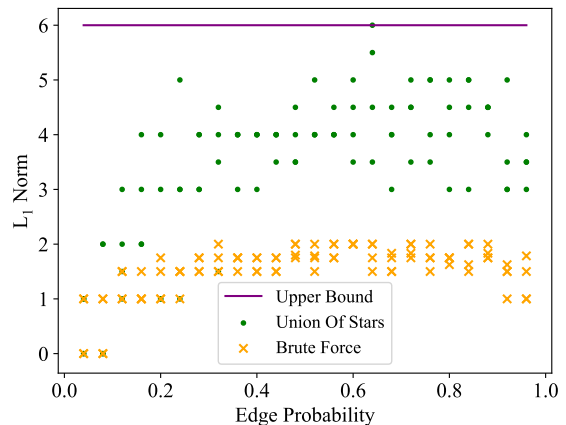
Finally, we used the MIP to find the worst case graph coupling number (L_0 norm) for all non-isomorphic unweighted graphs with up to 8 vertices, using the enumeration of McKay [32]. These results are given in Figure 3. While the linear pattern we see between the worst case graph coupling number and the number of vertices does not necessarily hold for larger graphs, it leads us to suppose that the number of continuous H_{Ising} pulses required to construct any unweighted graph on n vertices with uniform H_{Ising} and single-qubit bit flips may be bounded from above by $n + 1$ (i.e., graph coupling number is linear), and, therefore, the union-of-stars method is order-optimal for small graphs.

VI. CONCLUDING REMARKS

We have provided a method to construct arbitrary coupling operations on quantum spin-systems using only global H_{Ising} operations and single qubit bit flips. With this method, the number of H_{Ising} pulses necessary scales linearly in the number of qubits for unweighted graphs, and linearly in the number of edges for weighted graphs. An interesting consequence of this trend is that the use of global, infinite-range entangling gates may be more effi-



(a) unweighted graphs, L_0 norm



(b) unweighted graphs, L_1 norm

FIG. 1. A comparison of the union-of-stars construction to the optimal sequence found with the brute force MIP for random unweighted graphs with 7 vertices. The upper bound proved with the union-of-stars is $3n - 2$ for the L_0 norm (total number of H_{Ising} pulses) and $n - 1$ for L_1 (sum of the absolute magnitude of strengths).

cient than the use of individual two-qubit gates when applied to algorithms extensively involving dense, unweighted coupling operations (such as QAOA). This is because the number of two-qubit gates needed to construct a coupling operation scales in the number of edges rather than vertices. Although some two-qubit gates can be performed in parallel on certain hardware, sparse hardware connectivity graphs may also require many SWAP operations.

While our union-of-stars construction performs well, we have not provided an efficient, scalable algorithm to find the optimal pulse sequence for any arbitrary graph. We speculate that this problem is NP-hard, but as we have been approaching it from a numerical perspective, we have not rigorously proven NP-hardness. Therefore, there is scope for further research to answer several im-

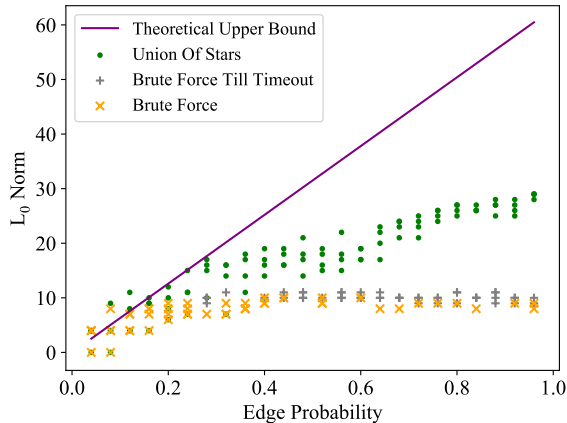
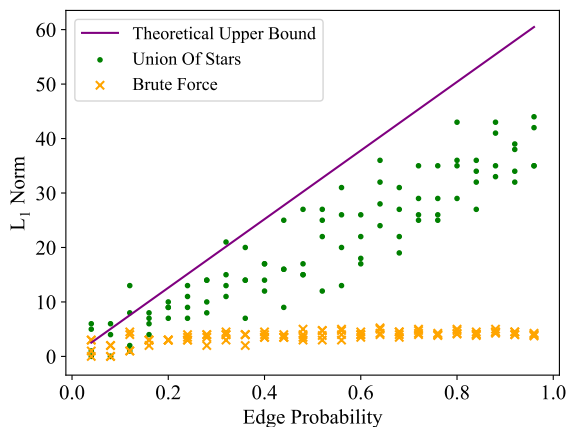
(a) weighted graphs, L_0 norm(b) weighted graphs, L_1 norm

FIG. 2. A comparison of union-of-stars against optimality for random weighted graphs on 7 vertices. The upper bound now depends on the *expected* number of edges as described in the main text. That some constructions exceed this expectation reflects the non-zero probability of having more edges than \bar{m} .

portant questions. For example, can we solve the problem quickly and optimally for certain types of graphs? Can we establish a tighter upper bound on construction? And is this problem even NP-hard?

It is interesting to consider whether the complexity of compilation will ever affect the what we define as the complexity of our quantum algorithm. For example, if we apply our compilation technique to an implementation of the QAOA for the Max-Cut problem, are we just replacing an NP-hard Max-Cut problem with an NP-hard compilation problem? One reason why this may not be a significant concern is that we can solve the compilation problem polynomially (using union-of-stars) without the guarantee of optimality and still find a feasible implementation of the target quantum circuit. This optimality gap will only ever be a serious concern if we find that our

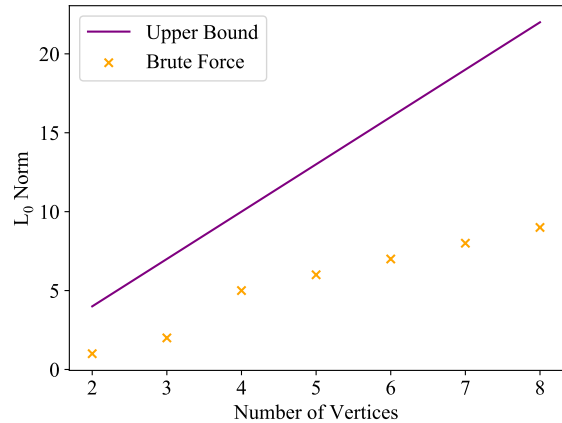


FIG. 3. Largest graph coupling number observed in the optimal generation of unweighted graphs of up to 8 vertices compared to the $3n - 2$ upper bound from the union-of-stars construction.

distance to optimality in graph construction is directly correlated to our distance to optimality of our target algorithm (e.g. QAOA) due to a significant increase noisy operation count. For now, particularly for unweighted graphs, the sub-optimal union-of-stars method we have presented serves as an effective solution to construct arbitrary coupling operations.

ACKNOWLEDGMENTS

This material is based upon work supported by the Defense Advanced Research Projects Agency (DARPA) under Contract No. HR001120C0046. The authors are also grateful to Hassan Mortagy for his help in running the experiments on the high performance computing cluster at Georgia Tech.

Appendix A: Example

As a simple example, we will show the construction of a target coupling graph on 3 qubits using only global H_{Ising} (characterized by J) and single-qubit bit flips. We will assume that our global H_{Ising} is perfectly uniform, so J is the adjacency matrix of K_3 , and we will consider the construction of the simple coupling graph with a unit-weight edge between qubits 1 and 2, and a unit-weight edge between qubits 2 and 3. Therefore, we have the following A and J ,

$$A = \begin{pmatrix} 0 & 1 & 0 \\ 1 & 0 & 1 \\ 0 & 1 & 0 \end{pmatrix}, J = \begin{pmatrix} 0 & 1 & 1 \\ 1 & 0 & 1 \\ 1 & 1 & 0 \end{pmatrix} \quad (\text{A1})$$

Now, we must find some diagonal $W \in \mathbb{R}^{k \times k}$ and $P \in \mathbb{R}^{k \times 3}$ so that $A = P^T W P \odot J$ is satisfied. A solution

P and W that happens to be optimal in graph coupling number (k) can be found via the union-of-stars method and they are,

$$P = \begin{pmatrix} 1 & 1 & 1 \\ 1 & -1 & 1 \end{pmatrix}, W = \begin{pmatrix} 0.5 & 0 \\ 0 & -0.5 \end{pmatrix} \quad (\text{A2})$$

To translate this to an experimental implementation of H_{Ising} and X_j pulses, we iterate through each diagonal element of W and each corresponding row of P . So first, because $W_{1,1} = 0.5$ we apply a global H_{Ising} of strength 0.5, and because $P_1 = [1, 1, 1]$, we apply no X_j operations. The coupling operator is given by

$$C_1 = 0.5\sigma_1^z\sigma_2^z + 0.5\sigma_2^z\sigma_3^z + 0.5\sigma_1^z\sigma_3^z. \quad (\text{A3})$$

This corresponds to a complete coupling graph K_3 with edge-weights of 0.5. In the second step, we apply a global H_{Ising} of strength -0.5 . We achieve the negation by switching the sign of our detuning from the center of mass mode (see Eq. (5)). Because $P_2 = [1, -1, 1]$, we also apply X_2 before and after the H_{Ising} . These bit flip operations invert the basis of qubit 2 and negate coupling operation, i.e. $\sigma_x\sigma_z\sigma_x = -\sigma_z$. This coupling operator is

$$\begin{aligned} C_2 &= (i\sigma_2^x)(-0.5\sigma_1^z\sigma_2^z - 0.5\sigma_2^z\sigma_3^z - 0.5\sigma_1^z\sigma_3^z)(-i\sigma_2^x) \\ &= 0.5\sigma_1^z\sigma_2^z + 0.5\sigma_2^z\sigma_3^z - 0.5\sigma_1^z\sigma_3^z. \end{aligned} \quad (\text{A4})$$

The overall coupling operation is

$$C = C_1 + C_2 = \sigma_1^z\sigma_2^z + \sigma_2^z\sigma_3^z. \quad (\text{A5})$$

This corresponds to the desired coupling graph, a unit-weight ZZ -spin coupling between qubits 1 and 2 as well as between qubits 2 and 3.

Appendix B: MIP Formulation of Brute Force L_0 minimization

As discussed in Section IV, we can use a mixed integer program to find the optimal pulse sequence for small graphs that minimizes the L_0 norm of the strength matrix W . Recall that our problem is:

$$\min \|W\|_0 : \{P^T W P \odot J = A\},$$

where W is the diagonal strength matrix, P is a pulse matrix with $\{\pm 1\}$ entries, A is the weighted adjacency matrix of the graph to be constructed and J is the coupling matrix given by $J_{i,j} = 1$ for $i \neq j$ and 0 otherwise. One can formulate a mixed integer program to track the L_0 norm of W , given all possible pulse sequences as a pulse matrix $P \in \{\pm 1\}^{k \times n}$ ($k = 2^{n-1}$ for an n node graph). Let b_i denote a binary variable that is equal to 1 whenever $W_{i,i}$ is non-zero, and 0 otherwise. Then, the

MIP formulation is simply:

$$\min \sum_i b_i \quad (\text{B1})$$

$$W_{i,i} \leq b_i M, \text{ for } i \in [k], \quad (\text{B2})$$

$$W_{i,i} \geq -b_i M, \text{ for } i \in [k], \quad (\text{B3})$$

$$(P^T W P)_{i,j} = A_{i,j} \text{ for } i \neq j, \quad (\text{B4})$$

$$b_i \in \{0, 1\}, \text{ for } i \in [k], \quad (\text{B5})$$

where M is an upper bound on the absolute value of the strength matrix. We show that for large enough and finite M (set equal to the upper bounds on $\|W_\star\|_\infty$ in the following theorem), the above formulation is equivalent to minimizing the L_0 norm of the strength matrix W .

Theorem 8. *Given a graph $G = (V, E, z)$, let W_\star be the optimal strength matrix for the graph coupling problem for G , and let $r = \text{gc}(G) = \|W_\star\|_0$. Also let $Z = \sum_{e \in E} |z(e)|$. Then, for $r > 1$,*

$$\|W_\star\|_\infty \leq \begin{cases} r(r-1)^{\frac{r+1}{2}} & \text{if } G \text{ is unweighted,} \\ Z(r-1)^{\frac{r+1}{2}} & \text{if } G \text{ is weighted.} \end{cases}$$

Consequently, using Theorems 5 and 6, we get:

$$\|W_\star\|_\infty \leq \begin{cases} (3n-2)^{\frac{3n-1}{2}} & \text{if } G \text{ is unweighted,} \\ Z(3m)^{\frac{3m+1}{2}} & \text{if } G \text{ is weighted.} \end{cases}$$

We defer the proof of this theorem to Appendix C. These upper bounds help us show provable optimality of the mixed-integer program using an appropriately large value of M . In practice though, it may not make sense to use large strength matrices W due to instability of the quantum system and potential introduction of noise at high strengths. In our computations therefore, we set this constant as the sum of edge weights in the graph, i.e., $M = \sum_e |z(e)|$ for 8 node graphs, and obtain solutions with strengths much smaller than M .

We further note that if the objective is to minimize the L_1 norm, then the program becomes linear:

$$\min \sum_i b_i \quad (\text{B6})$$

$$W_{i,i} \leq b_i, \text{ for } i \in [k], \quad (\text{B7})$$

$$W_{i,i} \geq -b_i, \text{ for } i \in [k], \quad (\text{B8})$$

$$(P^T W P)_{i,j} = A_{i,j} \text{ for } i \neq j, \quad (\text{B9})$$

$$b_i \in \mathbb{R}_+, \text{ for } i \in [k], \quad (\text{B10})$$

which is typically easier to solve compared to the L_0 norm minimization and can be solved to optimality without using the big- M constraints.

Appendix C: Proof for Theorem 8.

For a real matrix B , we define $\|B\|_0 = \sum_{B_{i,j} \neq 0} 1$, $\|B\|_1 = \sum_{i,j} |B_{i,j}|$ and $\|B\|_\infty = \max_{i,j} |B_{i,j}|$, that is,

we look at the matrix B as a vector and use the corresponding vector norms. Further, for a square matrix $B \in \{-1, 1\}^{r \times r}$, we use the bound known as Hadamard's inequality [33]:

$$\det(B) \leq r^{\frac{r}{2}}.$$

Suppose B is invertible. For $r = 1$, $\|B^{-1}\|_\infty = 1$. For $r > 1$,

$$\|B^{-1}\|_\infty = \frac{\|\text{adj}(B)\|_\infty}{|\det(B)|} \leq (r-1)^{\frac{r-1}{2}}. \quad (\text{C1})$$

The inequality holds because $\det(B) \geq 1$ (due to invertibility) and the entries of $\text{adj}(B)$ are minors of B , and are therefore bounded by Hadamard's inequality above.

We now proceed to prove the theorem. Recall the graph coupling problem:

$$\min \|W\|_0 : \{P^T W P \odot J = A\},$$

where W is the diagonal strength matrix, P is a pulse matrix with entries in ± 1 , A is the weighted adjacency matrix of the graph to be constructed and J is the coupling matrix given by $J_{i,j} = 1$ for $i \neq j$ and 0 otherwise.

As in the MIP formulation in Appendix B, we can assume that the rows of pulse matrix P are all possible sequences $\{\pm 1\}^n$ up to sign so that P has $k = 2^{n-1}$ rows, and W is a $k \times k$ diagonal matrix. Then, for $i \neq j$, the constraint $(P^T W P \odot J)_{i,j} = \sum_{a=1}^k P_{a,i} P_{a,j} W_{a,a} = A_{i,j}$ is linear in strengths $W_{a,a}$. Let us say $Q_{(i,j),a} = P_{a,i} P_{a,j}$ for $a \in [k]$ and $i, j \in [n], i \neq j$. For ease of notation, we treat W and A as vectors and throughout this proof, we use the following reformulation of the problem:

$$\min_{W \in \mathbb{R}^k} \|W\|_0 : QW = A,$$

where Q is an appropriately defined matrix in $\{\pm 1\}^{\frac{n(n-1)}{2} \times k}$ and $A \in \mathbb{R}^{\frac{n(n-1)}{2}}$. As in the statement

of the theorem, let W_\star be an optimal strength matrix for this problem and let $r = \|W_\star\|_0$.

Let Q' be the submatrix of Q obtained by removing all columns with indices j for which $(W_\star)_j = 0$, and let W'_\star be the corresponding restriction of W_\star . Then, since $QW_\star = A$, we have $Q'W'_\star = A$, and $Q' \in \{\pm 1\}^{\frac{n(n-1)}{2} \times r}$. We claim that the columns of Q' are linearly independent, and therefore that $\text{rank}(Q') = r$. To see this, let C_1, \dots, C_r be the columns of Q' . Suppose $C_r = \sum_{i=1}^{r-1} \alpha_i C_i$ for some numbers $\alpha_i \in \mathbb{R}$. Define $v \in \mathbb{R}^r$ as

$$v_j = \begin{cases} (W'_\star)_j + \alpha_j (W'_\star)_r & \text{if } 1 \leq j \leq r-1, \\ 0 & \text{if } j = r. \end{cases}$$

Then, $Q'v = A$ and $\|v\|_0 \leq r-1 < r = \|W'_\star\|_0$, a contradiction. Therefore, columns C_1, \dots, C_r are independent.

Since $\text{rank}(Q') = r$, Q' has a set of r linearly independent rows $\{R_1, \dots, R_r\}$ such that the restriction of Q' to these rows is an invertible matrix. Call this matrix Q'' and call the corresponding restriction of A as A' . Then, $Q''W'_\star = A'$, where Q'' is an invertible matrix in $\{\pm 1\}^{r \times r}$. Eq. (C1) gives us that for $r > 1$,

$$\begin{aligned} \|W_\star\|_\infty &= \|W'_\star\|_\infty \\ &= \|(Q'')^{-1} A'\|_\infty \\ &\leq \|(Q'')^{-1}\|_\infty \times \|A'\|_1 \\ &\leq \|A'\|_1 (r-1)^{\frac{r-1}{2}}. \end{aligned}$$

For unweighted graphs, $\|A'\|_1 = \|A'\|_0 \leq r$ and therefore $\|W_\star\|_\infty \leq r(r-1)^{\frac{r-1}{2}} \leq r^{\frac{r+1}{2}}$. For weighted graphs, $\|A'\|_1 \leq \|A\|_1 \leq Z$, establishing the bound.

The second set of bounds follow using bounds on r in Theorems 5 and 6: $r = \text{gc}(G) \leq 3n - 2$ for unweighted graphs and $r \leq 3m + 1$ for weighted graphs.

-
- [1] J. Preskill, Quantum Computing in the NISQ era and beyond, *Quantum* **2**, 79 (2018).
- [2] N. Klco, E. F. Dumitrescu, A. J. McCaskey, T. D. Morris, R. C. Pooser, M. Sanz, E. Solano, P. Lougovski, and M. J. Savage, Quantum-classical computation of Schwinger model dynamics using quantum computers, *Phys. Rev. A* **98**, 032331 (2018).
- [3] Y. Nam, J.-S. Chen, N. C. Pisenti, K. Wright, C. Delaney, D. Maslov, K. R. Brown, S. Allen, J. M. Amini, J. Apisdorf, K. M. Beck, A. Blinov, V. Chaplin, M. Chmielewski, C. Collins, S. Debnath, K. M. Hudek, A. M. Ducore, M. Keesan, S. M. Kreikemeier, J. Mizrahi, P. Solomon, M. Williams, J. D. Wong-Campos, D. Moehring, C. Monroe, and J. Kim, Ground-state energy estimation of the water molecule on a trapped-ion quantum computer, *npj Quantum Inf* **6**, 1 (2020), number: 1 Publisher: Nature Publishing Group.
- [4] F. Arute, K. Arya, R. Babbush, D. Bacon, J. C. Bardin, R. Barends, S. Boixo, M. Broughton, B. B. Buckley, D. A. Buell, B. Burkett, N. Bushnell, Y. Chen, Z. Chen, B. Chiaro, R. Collins, W. Courtney, S. Demura, A. Dunsworth, E. Farhi, A. Fowler, B. Foxen, C. Gidney, M. Giustina, R. Graff, S. Habegger, M. P. Harrigan, A. Ho, S. Hong, T. Huang, W. J. Huggins, L. Ioffe, S. V. Isakov, E. Jeffrey, Z. Jiang, C. Jones, D. Kafri, K. Kechedzhi, J. Kelly, S. Kim, P. V. Klimov, A. Korotkov, F. Kostritsa, D. Landhuis, P. Laptev, M. Lindmark, E. Lucero, O. Martin, J. M. Martinis, J. R. McClean, M. McEwen, A. Megrant, X. Mi, M. Mohseni, W. Mroczkiewicz, J. Mutus, O. Naaman, M. Neeley, C. Neill, H. Neven, M. Y. Niu, T. E. O'Brien, E. Ostby, A. Petukhov, H. Putterman, C. Quintana, P. Roushan, N. C. Rubin, D. Sank, K. J. Satzinger, V. Smelyanskiy, D. Strain, K. J. Sung, M. Szalay, T. Y. Takeshita,

- A. Vainsencher, T. White, N. Wiebe, Z. J. Yao, P. Yeh, and A. Zalcman, Hartree-Fock on a superconducting qubit quantum computer, *Science* **369**, 1084 (2020).
- [5] F. Arute, K. Arya, R. Babbush, D. Bacon, J. C. Bardin, R. Barends, S. Boixo, M. Broughton, B. B. Buckley, D. A. Buell, B. Burkett, N. Bushnell, Y. Chen, Z. Chen, B. Chiaro, R. Collins, W. Courtney, S. Demura, A. Dunsworth, E. Farhi, A. Fowler, B. Foxen, C. Gidney, M. Giustina, R. Graff, S. Habegger, M. P. Harrigan, A. Ho, S. Hong, T. Huang, L. B. Ioffe, S. V. Isakov, E. Jeffrey, Z. Jiang, C. Jones, D. Kafri, K. Kechedzhi, J. Kelly, S. Kim, P. V. Klimov, A. N. Korotkov, F. Kostritsa, D. Landhuis, P. Laptev, M. Lindmark, M. Leib, E. Lucero, O. Martin, J. M. Martinis, J. R. McClean, M. McEwen, A. Megrant, X. Mi, M. Mohseni, W. Mruczkiewicz, J. Mutus, O. Naaman, M. Neeley, C. Neill, F. Neukart, H. Neven, M. Y. Niu, T. E. O’Brien, B. O’Gorman, E. Ostby, A. Petukhov, H. Putterman, C. Quintana, P. Roushan, N. C. Rubin, D. Sank, K. J. Satzinger, A. Skolik, V. Smelyanskiy, D. Strain, M. Streif, K. J. Sung, M. Szalay, A. Vainsencher, T. White, Z. J. Yao, P. Yeh, A. Zalcman, and L. Zhou, Quantum Approximate Optimization of Non-Planar Graph Problems on a Planar Superconducting Processor, [arXiv:2004.04197 \[quant-ph\]](https://arxiv.org/abs/2004.04197) (2020).
- [6] E. Farhi, J. Goldstone, and S. Gutmann, A Quantum Approximate Optimization Algorithm, [arXiv:1411.4028 \[quant-ph\]](https://arxiv.org/abs/1411.4028) (2014).
- [7] S. Bravyi, A. Kliesch, R. Koenig, and E. Tang, Obstacles to State Preparation and Variational Optimization from Symmetry Protection, [arXiv:1910.08980 \[cond-mat, physics:quant-ph\]](https://arxiv.org/abs/1910.08980) (2019).
- [8] E. Farhi, D. Gamarnik, and S. Gutmann, The Quantum Approximate Optimization Algorithm Needs to See the Whole Graph: A Typical Case, [arXiv:2004.09002 \[quant-ph\]](https://arxiv.org/abs/2004.09002) (2020).
- [9] G. Pagano, A. Bapat, P. Becker, K. S. Collins, A. De, P. W. Hess, H. B. Kaplan, A. Kyprianidis, W. L. Tan, C. Baldwin, L. T. Brady, A. Deshpande, F. Liu, S. Jordan, A. V. Gorshkov, and C. Monroe, Quantum Approximate Optimization with a Trapped-Ion Quantum Simulator, [arXiv:1906.02700 \[cond-mat, physics:quant-ph\]](https://arxiv.org/abs/1906.02700) (2019).
- [10] L. M. Vandersypen, M. Steffen, G. Breyta, C. S. Yannoni, M. H. Sherwood, and I. L. Chuang, Experimental realization of Shor’s quantum factoring algorithm using nuclear magnetic resonance., *Nature* **414**, 883 (2001).
- [11] H. Levine, A. Keesling, A. Omran, H. Bernien, S. Schwartz, A. S. Zibrov, M. Endres, M. Greiner, V. Vuletić, and M. D. Lukin, High-Fidelity Control and Entanglement of Rydberg-Atom Qubits, *Phys. Rev. Lett.* **121**, 123603 (2018).
- [12] T. Graham, M. Kwon, B. Grinkemeyer, Z. Marra, X. Jiang, M. Lichtman, Y. Sun, M. Ebert, and M. Saffman, Rydberg-Mediated Entanglement in a Two-Dimensional Neutral Atom Qubit Array, *Phys. Rev. Lett.* **123**, 230501 (2019).
- [13] L. Henriët, L. Beguin, A. Signoles, T. Lahaye, A. Browaeys, G.-O. Reymond, and C. Jurczak, Quantum computing with neutral atoms, *Quantum* **4**, 327 (2020).
- [14] We use standard notation for limiting behavior of real-valued functions. Given functions $f, g : \mathbb{N} \rightarrow \mathbb{R}$, we say $f(n) = O(g(n))$ if there exists a positive real M and a positive integer n_0 such that $|f(x)| \leq M|g(x)|$ for all $n \geq n_0$, and we say that $g(n) = \Omega(f(n))$ if $f(n) \in O(g(n))$.
- [15] Explicitly, this is defined on an n -qubit system by the tensor product $\sigma_i^z = \mathbb{I}^{\otimes i-1} \otimes \sigma^z \otimes \mathbb{I}^{\otimes n-i}$, i.e. an embedding of the 2×2 Pauli-Z matrix in $2^n \times 2^n$ space.
- [16] A. Sørensen and K. Mølmer, Entanglement and quantum computation with ions in thermal motion, *Physical Review A* **62**, 022311 (2000).
- [17] J. Zhang, G. Pagano, P. W. Hess, A. Kyprianidis, P. Becker, H. Kaplan, A. V. Gorshkov, Z.-X. Gong, and C. Monroe, Observation of a many-body dynamical phase transition with a 53-qubit quantum simulator, *Nature* **551**, 601 (2017).
- [18] H. B. Kaplan, L. Guo, W. L. Tan, A. De, F. Marquardt, G. Pagano, and C. Monroe, Many-Body Dephasing in a Trapped-Ion Quantum Simulator, *Phys. Rev. Lett.* **125**, 120605 (2020).
- [19] C. Kokail, C. Maier, R. v. Bijnen, T. Brydges, M. K. Joshi, P. Jurcevic, C. A. Muschik, P. Silvi, R. Blatt, C. F. Roos, and P. Zoller, Self-verifying variational quantum simulation of lattice models, *Nature* **569**, 355 (2019).
- [20] J. W. Britton, B. C. Sawyer, A. C. Keith, C.-C. J. Wang, J. K. Freericks, H. Uys, M. J. Biercuk, and J. J. Bollinger, Engineered two-dimensional Ising interactions in a trapped-ion quantum simulator with hundreds of spins, *Nature* **484**, 489 (2012).
- [21] J. G. Bohnet, B. C. Sawyer, J. W. Britton, M. L. Wall, A. M. Rey, M. Foss-Feig, and J. J. Bollinger, Quantum spin dynamics and entanglement generation with hundreds of trapped ions, *Science* **352**, 1297 (2016).
- [22] K. Kim, M.-S. Chang, R. Islam, S. Korenblit, L.-M. Duan, and C. Monroe, Entanglement and Tunable Spin-Spin Couplings between Trapped Ions Using Multiple Transverse Modes, *Phys. Rev. Lett.* **103**, 120502 (2009).
- [23] D. James, Quantum dynamics of cold trapped ions with application to quantum computation, *Applied Physics B: Lasers and Optics* **66**, 181 (1998).
- [24] P. J. Lee, K.-A. Brickman, L. Deslauriers, P. C. Haljan, L.-M. Duan, and C. Monroe, Phase control of trapped ion quantum gates, *Journal of Optics B: Quantum and Semiclassical Optics* **7**, S371 (2005).
- [25] J. M. Pino, J. M. Dreiling, C. Figgatt, J. P. Gaebler, S. A. Moses, M. S. Allman, C. H. Baldwin, M. Foss-Feig, D. Hayes, K. Mayer, C. Ryan-Anderson, and B. Neyenhuis, Demonstration of the QCCD trapped-ion quantum computer architecture, [arXiv:2003.01293 \[quant-ph\]](https://arxiv.org/abs/2003.01293) (2020).
- [26] K. R. Islam, *Quantum Simulation of Interacting Spin Models with Trapped Ions*, PhD, University of Maryland (2012).
- [27] D. W. Leung, I. L. Chuang, F. Yamaguchi, and Y. Yamamoto, Efficient implementation of coupled logic gates for quantum computation, *Physical Review A* **61**, 042310 (2000).
- [28] R. L. Graham and H. Pollak, On the addressing problem for loop switching, *Bell System Technical Journal* **50**, 2495 (1971).
- [29] J. Orlin, Contentment in graph theory: Covering graphs with cliques, *Indagationes Mathematicae (Proceedings)* **80**, 406 (1977).
- [30] The MIP was solved using Python 3.5 and Gurobi 9 on a high performance computing (HPC) cluster of machines with an Intel Xeon E5-2670 2.3-GHz CPU and 128GB of main memory.
- [31] Subject to the M -constraint described in the previous

section and in Appendix B.

[32] B. McKay, Combinatorial data, <http://users.cecs.anu.edu.au/~bdm/data/>, accessed March 1st, 2020.

[33] D. J. H. Garling, *Inequalities: A Journey into Linear Analysis* (Cambridge University Press, 2007) p. 233.