

Reconciling Security and Utility in Next-Generation Epidemic Risk Mitigation Systems

Pierfrancesco Ingo¹, Nichole Boufford², Ming Cheng Jiang², Rowan Lindsay², Roberta De Viti¹, Matthew Lentz³, Gilles Barthe⁴, Manuel Gomez-Rodriguez¹, Bernhard Schölkopf⁵, Deepak Garg¹, Peter Druschel¹, Aastha Mehta²

¹Max Planck Institute for Software Systems (MPI-SWS) ²University of British Columbia (UBC)

³Duke University ⁴Max Planck Institute for Security and Privacy (MPI-SP)

⁵Max Planck Institute for Intelligent Systems (MPI-IS)

Abstract

We present Silmarillion, a novel, inclusive system for digital contact tracing and epidemic risk notification, which simultaneously provides utility as well as security. Silmarillion relies on a low-cost infrastructure of strategically placed beacons, inexpensive and low-maintenance user devices like dongles (if smartphones are inaccessible), and a backend that assists in epidemiological analysis and risk dissemination. Unlike today’s smartphone-based contact tracing systems, Silmarillion records encounters between users’ devices and beacons installed in well-known and strategic locations, which enables capturing contextual information relevant for epidemiological analysis, individual risk prediction, and prevention of spread of false risk information. Silmarillion keeps a user’s encounter history local to their device and allows the user to control what information they share with the backend. Furthermore, it provides differential privacy for patients in risk dissemination and information-theoretic privacy for users receiving the risk information. We have evaluated a prototype of Silmarillion using small IoT boards and show that the battery and speed of risk dissemination is adequate for a practical deployment. Furthermore, we ran a small-scale deployment within a university building, demonstrating Silmarillion’s practicality.

1 Introduction

Contact tracing (CT) is a mechanism to identify and trace infected individuals and those who came in close contact with them during their infection period. Contact tracing aids in strategically deploying the test resources of a state and provides knowledge of the circumstances of contagion, which in turn helps inform the implementation of public health policies and interventions to contain the disease. For example, outbreaks of COVID-19 in meat packing plants in Germany [2] provided insights into conditions that can potentially breed infection hotspots, which led to regulatory action [14].

The traditional practice of manual contact tracing by health workers fails to scale when infection rates are high, as was seen in the early days of COVID-19. To expedite contact tracing, there is a need for digital contact tracing, which can also provide personalized risk notifications. However, building digital CT systems is fraught with several privacy, utility, and performance challenges as it involves potentially an entire population and collecting their sensitive data.

A popular proposal in recent times is using smartphones for pairwise contact tracing, which we call SPECTS (Smartphone-based Pairwise Encounter-based Systems) [4, 5, 7, 10, 11, 13, 22, 26, 32]. SPECTS rely on collecting person-to-person (P2P) encounters between individuals’ phones via close-range Bluetooth proximity messages. SPECTS treat security as a paramount design concern and thus deliberately choose to collect minimal data related to the human encounters. However, this security-first approach has prevented them from collecting data that would be useful for epidemiological analysis, such as circumstances of infection transmission. Moreover, they exclude demographic segments who do not have access to smartphones, e.g., elderly, physically challenged or economically challenged individuals. Overall, SPECTS’ design decisions made them less useful than anticipated in the recent COVID-19 pandemic [27, 33, 39, 45, 50].

Contrary to SPECTS, there have also been several proposals for digital CT based on person-to-infrastructure (P2I) encounters. Many P2I applications record users’ location history on smartphones using GPS [16, 29], using encounters with WiFi access points [47], or using QR code-based check-ins at registered locations [1, 12, 15, 40]. These systems provide weaker privacy guarantees than SPECTS. For instance, GPS can be invasive and QR codes allow linking a user’s multiple visits to the same location. They also add to users’ burden, as explicit user action is required at every place of visit.

Recent proposals like PanCast [23] and Lighthouses [44] are also based on P2I encounters, but rely instead on Bluetooth encounters between users’ devices (e.g., dongles or smart-

phone apps) and beacons installed in strategic public locations (e.g., restaurants, theatres). Strategically-placed beacons can provide important circumstantial information associated with users’ encounters, such as location, environment (e.g., indoor vs outdoor), ventilation, air quality, ambient noise level, etc. Such features can help in building accurate epidemiological models and, subsequently, in understanding disease transmissions [41], justifying policy decisions, reducing false positive rates when alerting individuals, and enabling economical use of test resources [21]. However, PanCast and Lighthouses are conceptual architectures. No real Bluetooth-based P2I system has been built yet and the security and efficiency of such an approach has not been analyzed in detail.

We present Silmarillion, a digital CT system that realizes the P2I encounter architecture using low-cost, Bluetooth-capable IoT devices (i.e., beacons and dongles). Unlike prior work [23, 44], we provide the design, implementation, and evaluation of an actual system, and show that it achieves the required scalability, energy efficiency for user devices and beacons, and security. To the best of our knowledge, Silmarillion is the first digital CT system based on P2I encounters that is simultaneously secure, high-utility, inclusive, scalable, and economical. In addition, Silmarillion can complement existing SPECTS and interoperate with manual tracing. Moreover, Silmarillion can be adopted incrementally and strategically by deploying beacons in locations of primary interest first (§8).

We provide an overview of Silmarillion and how it satisfies the key features desired in a practical and effective CT system (§2). We present in detail our protocols for encounter data collection (§3) and risk dissemination (§4), which are the two key components in any digital CT system. We provide a security analysis of Silmarillion’s design (§5). We then present a prototype (§6), and an empirical evaluation of its performance and energy efficiency, including an experience report from a pilot deployment in a university building (§7). We discuss related work in §9 and conclude in §10.

2 Overview

An effective CT system must have the following security (S1-S2), utility (U1-U4), and performance (P1) features.

S1. User Privacy. To maximize the privacy of individuals, a CT system must prevent ad-hoc collection of data by any single party, disclose minimal information about infected individuals and only to affected individuals, and minimize disclosures about healthy individuals.

S2. Robustness against failures and attacks. The system must be robust against failures, misconfigurations, as well as misuse aimed at generating false alarms and spreading misinformation or panic [48]. Furthermore, the trust assumptions regarding the system components must be minimal.

U1. Capture relevant transmission vectors. The system must be able to capture infection transmissions through multiple vectors, such as direct contact or physical proximity

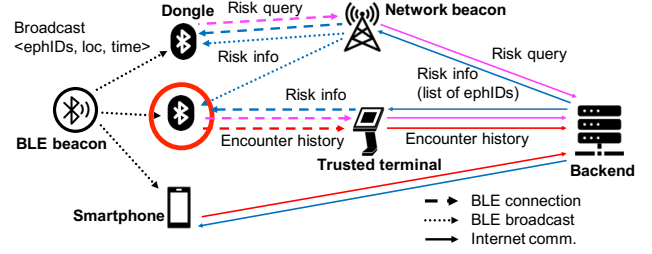


Figure 1: Silmarillion’s architecture.

between individuals (contemporaneous transmissions), and through air contaminated by infected individuals and later exposed to others (non-contemporaneous transmissions).

U2. Enable precise risk estimation. The system must facilitate collection of information about the circumstances of encounters between individuals in case of a transmission, such as location, ventilation, etc., which can be used for more accurate epidemiology, contact tracing, and risk notification.

U3. Inclusiveness. The system must be inexpensive to deploy, rely on easy-to-use technology, and be accessible to all individuals, including those who cannot use a smartphone.

U4. Maximum automation. The system must enable automatic collection of data relevant to actual infections without requiring users to manually recall their encounter history.

P1. Performance. The system must disseminate risk information to affected users in a timely manner and with low compute, bandwidth, and power costs for devices.

Existing SPECTS and P2I solutions do not satisfy all of the above requirements (see §9 for a detailed comparison). In contrast, Silmarillion satisfies all the requirements. We provide an overview of Silmarillion’s components and functionalities (§2.1) and explain how Silmarillion satisfies the requirements (§2.2). We then provide a detailed threat model in §2.3.

2.1 Silmarillion components

Figure 1 shows an overview of Silmarillion’s architecture. Silmarillion consists of two types of beacons (BLE-only and network beacons), personal devices (dongles)¹, terminals, and a backend platform that relays risk notifications and aggregates data for epidemiological analysis. We elaborate on the components and their functionalities next.

Beacons. There are two types of beacons. *BLE beacons* are commodity, battery-operated BLE-only beacons that require no network connection to the backend and would account for the majority of beacons. These are installed in specific locations under the guidance of health authorities or by organizations who voluntarily place them on their own premises.

¹ In the rest of this document, we focus on personal devices in the form of dongles, unless stated otherwise. For smartphone users, Silmarillion also provides an app; the app and its data could be secured using encryption and isolation primitives, such as TEEs [28, 31].

Beacons may be installed in classrooms, restaurants, or even mobile locations, e.g., a city bus or a train. A smaller number of beacons, called *network beacons*, also use BLE, but additionally require mains power and a network connection to be able to disseminate risk information to user dongles. Network beacons may be installed, for instance, next to a WiFi router.

All beacons are registered with the backend using an id and a location id comprising their stationary coordinate or trajectory, as well as information about their location that may be epidemiologically relevant (e.g., ventilation, ambient noise level, etc.). This information can be used by the backend for intelligent risk estimation and/or epidemiological analysis. The beacons receive a secret key from the backend at the time of the registration, and have a coarse-grained timer and a small amount of flash storage.

The beacons serve one or both of the following purposes. First, every beacon periodically broadcasts an ephemeral id along with its device id, location id and its local clock. The ephemeral id essentially localizes every encounter between the beacon and a dongle to the beacon's location (e.g., an office, a bus), and epoch. Network beacons additionally assist in disseminating risk information from the backend to users using a protocol that balances privacy and efficiency.

To enable interoperation with SPECTS apps, Silmarillion's beacons also broadcast ephemeral ids compatible with the Google/Apple Exposure Notification (GAEN) protocol [38] that is used by many SPECTS.

Dongles. Dongles are small, simple devices that users can attach to a keyring, or wear on the wrist or around the neck. They operate off a coin battery and have a coarse-grained timer, a small amount of flash storage, a minimal user interface in the form of a LED that indicates risk status and battery condition, and a button to control the LED notification.

Similar to beacons, dongles are registered and authenticated with the backend and receive a secret key from the backend. In addition, users receive a list of one-time passwords (OTPs) that are also stored in the dongle. A user uses these OTPs to authenticate to the dongle during testing and to control upload of data from the dongle.

Dongles continuously listen for BLE transmissions from nearby beacons. They receive ephemeral ids from both types of beacons and store them along with the timestamps (stored entries are called encounters). In proximity of a network beacon, they additionally receive risk information (through local broadcast and optional queries), compare that information with the device's stored history of ephemeral ids, and alert the user in case of matches suggesting a possible infection due to proximity with one or more confirmed patients.

When a user tests positive for the disease, they may upload their encounter history to the backend. Depending on the local health policies, users may be allowed to select which parts of their history they wish to upload. Dongles transmit encounter history only in the presence of terminals (introduced below) and only with the owner's explicit consent.

Backend service. The backend, which may be managed by a health authority or an independent entity, maintains several databases. (i) *BeaconDB* contains each registered beacon's location/trajectory and the secret key used by the beacon to generate its unique sequence of ephemeral ids. (ii) *UserDB* contains registered users, their dongles, and the cryptographic keys required to authenticate each dongle. (iii) *RiskDB* contains the uploaded encounter histories of tested individuals.

The *RiskDB* is available to health authorities for risk dissemination and for analytics, e.g., to identify hotspots and superspreading events, and to estimate epidemiological parameters. Additionally, the backend consists of two non-colluding servers, which serve user queries for risk information of specific regions in a privacy-preserving manner.

Trusted terminals. Terminals are provided at locations that issue dongles as well as health care facilities that do testing. Terminals allow users to connect to their dongles over BLE to change their privacy settings, inspect what data is recorded on their dongles, upload data to the backend and, when allowed or required by law, decide what subset of the recorded information they wish to upload when they are diagnosed, and query the backend for risk information. Users can also use personal computers or smartphones as terminals to perform these tasks in the comfort of their homes, or use the smartphone of a care provider who visits their home.

Summary of functional workflow. The beacons, which are placed in strategic locations (e.g., shops, restaurants), continuously broadcast cryptographically-generated random strings called *ephemeral ids*. The dongles listen to these beacons passively (i.e., without transmitting anything) and store the beacons' ephemeral ids. When an individual tests positive for the infectious disease, they may be legally required to or may choose to disclose (a selected subset of) the list of ephemeral ids stored in their dongle to the backend. The individual must explicitly authorize the transmission of data to the backend from their dongle via a trusted terminal. The trusted terminal can be part of a kiosk installed in a test center, clinic, or doctor's office, or a personal device (e.g., a smartphone or a computer) owned by the user or a care provider. The backend, which may be managed by health authorities or an independent entity, periodically (e.g., daily) assimilates the information about which locations were contaminated at which times (which depends on users' visits and location features) into a risk database. The risk information is then disseminated back to all users whose dongles estimate their exposure risk locally. Finally, dongles download the risk information via the network beacons, compare the ephemeral ids in their storage against those in the risk information disseminated, and notify their owners in case of non-zero matches.

2.2 Silmarillion properties

Satisfying S1 and S2. Silmarillion takes several measures to provide privacy (S1). It ensures data minimization in accor-

dance with existing regulations for (manual) contact tracing—individuals who test positive control which information they disclose (much like in a manual tracing interview), while a healthy individual can use the system in a purely passive “radio” mode or retrieve risk information from the backend in a privacy-preserving way. Furthermore, the disclosed information is usable only by individuals at risk. The backend records user information received at the time of device registration and encounter histories uploaded by sick individuals. Data and computation on the backend can be secured using standard techniques such as sharing secrets between several administrative domains, further hardened by trusted execution environments, and multi-party computation (as in CoVault [35]). The backend allows users to query risk information using an IT-PIR (information-theoretic private information retrieval) protocol, thus preserving query privacy.

The registration information for all devices in the backend prevents injection of false data and helps in detection and mitigation of relay and replay attacks (S2).

Satisfying U1-U4. Silmarillion provides high utility as follows. First, by design, Silmarillion relies on low-cost infrastructure that can be easily deployed anywhere, and facilitates participation of technology-challenged, economically disadvantaged, or physically challenged individuals who cannot or do not use smartphones (U3). Second, users’ devices passively collect encounter data in the background, and require user interaction to upload encounter history only when sick and to download risk data from the backend at low frequency (e.g., once a day) (U4). Third, the beacons’ ephemeral ids, which are repeated for a short duration, help identify non-contemporaneous transmissions (U1). For example, a user entering an elevator shortly after an infected individual leaves the elevator can be exposed and thus could receive a notification with Silmarillion. Fourth, the location and other contextual information recorded in encounters facilitates accurate risk notification to users, as well as epidemic analytics (U2). For instance, the fine-grained location and time information can help in identifying the peak time of superspreading events or an emerging infection hotspot, and rapidly contacting the affected crowds. It can help in determining ambient information (e.g., air quality, humidity) even without deployment of extra sensors. Furthermore, the location-time and contextual data from multiple hotspots can be compared to refine epidemiological models.

Satisfying P1. Silmarillion uses a hybrid protocol, combining Bluetooth broadcasts and PIR-based querying to the backend, to enable dissemination of only relevant risk information with modest latency, bandwidth, compute, and power costs.

2.3 Threat model

Beacons. BLE and network beacons are managed by untrusted third parties, but they are registered and approved by the backend, run trusted firmware, and only accept firmware

updates signed by the backend. Failed network beacons can only cause denial-of-service, which can be mitigated by users moving to another network beacon. However, BLE beacons are prone to four types of issues, which may lead to inconsistencies in data collection and subsequently incorrect risk notification and epidemiological analysis.

First, beacons may fail; for example, they may run out of battery or may be rebooted at any time, or their clocks may drift. While a beacon is unavailable, transmissions in its vicinity may be missed by Silmarillion (false negatives). Second, a beacon may be accidentally moved or deliberately installed in a location different from the one it was registered for. Misconfigured beacons can cause the backend to mis-identify the physical location of potential transmissions, hotspots, or superspreading events. Third, attackers could relay and re-broadcast a legitimate beacon’s transmissions at a different location, even in near-real time [48]. Relay attacks can cause the system to temporarily infer transmission risks that do not actually exist (false positives). Fourth, an attacker could obtain illegitimate access to a beacon and hack it or break into it physically. A compromised beacon allows the attacker to steal its secret key and replicate the beacon’s broadcast, thus creating false positives as with relay attacks above.

We assume that such failures, misconfigurations, and attacks are sporadic and uncoordinated. Silmarillion’s backend aims to detect these issues, fix the inconsistencies in the collected data (§5.2), and generate repair requests for beacons.

Dongles. Like beacons, dongles are registered and approved by the backend, run trusted firmware, and only accept firmware updates signed by the backend. Also, like beacons, dongles may fail and be physically compromised. Dongle failures (e.g., reboots, permanent failures) may cause false negatives due to missed beacon broadcasts while the dongle is unavailable. A physical compromise may allow the attacker to steal the owner’s data from the dongle and make up plausible encounter histories, thereby generating false positives or false negatives, or misleading information about user behavior. The owner can simply obtain a new dongle in this case.

Silmarillion does not address leaks through the sizes and timing of location history uploads, nor the timing and number of risk queries from dongles to the backend. In principle, these can be mitigated by performing fake uploads at random times.

Backend. Silmarillion’s backend service and its controlling authority are trusted to not leak or misuse user registration information, secret keys shared with devices, the encounter histories that users upload, and the backend’s private key. The backend is also trusted to transmit risk information correctly to beacons. For this, the backend can rely on a combination of secret-sharing among multiple administrative domains, secure multi-party computation and trusted execution environments, as in CoVault [35]. Dongles can query for risk information without revealing to the backend their past whereabouts. The backend is assumed to use two non-colluding servers for serving dongles’ queries over an IT-PIR protocol. In practice,

non-collusion can be achieved, for instance, by renting the services of different Cloud providers or by hosting the servers in TEEs (trusted execution environments) of different hardware vendors.

While side channels are not the focus of our work, the PIR scheme provides information-theoretic guarantees and is free of side channels by design.

Terminals. The terminals must be trusted only when used for uploading encounter history from dongles. (i) When a terminal is used to select encounter information on a dongle prior to upload, the terminal must be trusted to not leak that information. (ii) When a terminal is used to send commands to a user dongle, the terminal is trusted to send the correct commands. All communication between the dongles and the backend is otherwise encrypted and MAC’ed end-to-end, and terminals are not trusted in any other way.

We make standard assumptions about crypto. We do not address physical side-channel attacks on any component, e.g., through power or EM radiation.

Other adversaries. BLE eavesdroppers can receive the transmissions of beacons they are close to and conspiring users may aggregate their observations. However, we assume that no party has the ability to continuously receive and collect the transmissions of a significant fraction of beacons within a large, contiguous geographic region. Malicious users and eavesdroppers may attempt to combine information obtained through Silmarillion with any amount of auxiliary information about a subset of users obtained through offline channels to try and violate the privacy of the remaining users.

3 Silmarillion data collection and processing

Digital contact tracing consists of two parts: collecting contact data and disseminating risk information based on the data. In this section, we explain how Silmarillion realizes data collection. In §4, we discuss the risk dissemination mechanism.

3.1 Initial configuration

Each beacon is configured with a unique beacon id b , the backend’s public key, a location id loc_b and a descriptor $desc_b$ corresponding to the location where the beacon is supposed to be installed, a initial clock C_b synced to real time, and a secret key sk_b from the backend that is known only to the beacon and the backend. Location ids are organized to tile the earth’s surface area hierarchically. Specifically, we consider a 3-level tiling: the lowest level tiles (L-tiles) correspond to 1x1 sq.km. areas, the medium level tiles (M-tiles) cover the L-tiles within a 100x100 sq.km., and the highest level tiles (H-tiles) cover the M-tiles within 6° longitude x 9° latitude areas. The hierarchical location ids enable efficient risk dissemination, as we elaborate in §4.3. The beacon descriptor, $desc$, encodes a beacon’s environmental description, e.g., humidity, ambient noise level etc., which may be configured statically or updated

based on additional on-board sensors. The descriptor can be used for intelligent risk estimation in dongles.

Similar to beacons, each dongle is configured with a unique id d , the backend’s public key, a initial clock C_d synced to real time, a secret key sk_d and a list of one-time passwords (OTPs) from the backend. The dongle’s secret key is known only to the dongle and the backend, and is used to mutually authenticate and establish a secure channel between the two, when required. The OTPs provided to a dongle are also given to the dongle’s owner in human-readable form (e.g., printed on paper). These OTPs are used to mutually authenticate the owner and the dongle whenever the owner interacts with the dongle (e.g., to initiate data upload to the backend as in §3.3).

The dongle and beacon configurations are registered with the backend, which stores this data in a device database in the form: $\{device\ type, device\ id, secret\ key, initial\ clock, clock\ offset, location\ id, desc\}$, where the location id and desc are set only for beacons. The clock offset in the backend is used to track any divergence between the real time and the local timer of a device known to the backend. It is initialized to 0 during device registration. The clock offsets for a dongle d and a beacon b are denoted δ_d and δ_b , respectively².

3.2 Capturing beacon encounters

Each dongle and beacon has a coarse-grained timer of 1-minute resolution (t_d and t_b respectively), which is set to the initial clock value provided by the backend, and subsequently increments every minute. A device stores its timer value to local storage at intervals of fixed length L , called epochs. A variable tracks the epoch id or the number of epochs elapsed since the device’s start (i_d and i_b for the dongle and beacon, respectively). In practice, we suggest epoch length $L = 15$ minutes.

A beacon generates a new ephemeral id every epoch. In the i^{th} epoch i_b , the beacon b generates an id $eph_{b,i}$ which is computed as: $eph_{b,i} = hash(sk_b, loc_b, i_b)$. Here $i_b = \lfloor (t_b - C_b)/L \rfloor$ and $hash$ is a one-way hash function. The beacon broadcasts $\{eph_{b,i}, b, loc_b, desc_b, t_b\}$, which is captured by nearby user dongles. Suppose a dongle d receives a new ephemeral id from a beacon b when the dongle’s timestamp is t_d , it logs an entry, $enctr: \{eph_{b,i}, b, loc_b, desc_b, t_{start}^b, t_{int}^b, t_{start}^d, t_{int}^d, rssi\}$, in its persistent storage. Beacons broadcast each ephemeral id several times within an epoch. Dongles persist a single entry for each unique ephemeral id along with the first beacon and dongle timestamps at which the id was received (t_{start}^b, t_{start}^d), the duration for which the id was observed (t_{int}^b, t_{int}^d), and the average of the RSSI values observed ($rssi$).

Storage requirements. Each beacon broadcast is 31 bytes long and fits in a single BLE advertisement message. The ephemeral id is generated by computing a SHA-256 hash of the inputs and taking the least significant 15 bytes of the result.

²For simplicity, we assume that all beacons and dongles are initialized synchronously, i.e., the initial clock is set to zero in all devices at the same time; however, this is not a necessary assumption.

The remaining four fields are 4 bytes long each. With the rssi and time intervals at 1 byte each, an encounter is 38 bytes long. Assuming that users encounter on average no more than one unique beacon ephemeral id every 10 minutes in a day, dongles need to store data for 2016 encounters in a 14-day window (the infectious period for the current COVID-19 disease as determined by health experts), which requires ~79KB of persistent storage in a dongle. In reality, a dongle is unlikely to encounter a distinct beacon ephemeral id every 10 minutes continuously for 14 days, so this estimate is conservative.

3.3 Encounter data upload

Diagnosed individuals may share their encounter data with health authorities to enable dissemination of risk information to people who might have been in their vicinity. Because dongles only have Bluetooth connectivity and a minimal user interface, users fundamentally need access to a separate device through which they can authorize their dongle to upload data to the backend in case of a positive test. This device, called a terminal, can be any device with a GUI, BLE, and Internet support. The terminal can be part of a kiosk installed in a test center, clinic, or doctor’s office, or a personal device (e.g., a phone) owned by the user or a care provider.

Upload overview. Users typically visit a test center or a clinic for testing and receive their results offline via email or phone. If the result is positive, they may wish to or be required by law to upload their data. We present different mechanisms that enable users with different levels of technological access to upload their data. The mechanisms vary in the time when data is uploaded and when it is actually released to the backend. In all cases, patients identify themselves at the time a test is taken using the normal procedures in place for this purpose. Normally, their contact details are recorded along with the id of the test kit used for the patient. Once the test results are available, the user is informed using their contact details. If the result is positive, the notification includes a certificate that the patient has tested positive on the given date, which the user can forward to the Silmarillion backend.

Delayed release. A user initiates the data upload after they receive a positive test result. They establish a secure connection to their dongle via the terminal. For this, the user enters one of the OTPs it shares with the dongle into the terminal. The dongle and the terminal, acting on behalf of the user, use this OTP as a common shared secret to authenticate each other and establish a secure connection. Once the connection is established, the user may enable the upload and attach their test certificate. The dongle then encrypts the data it stores with a symmetric secret key it shares with the backend, and uploads to the backend via the terminal, along with any certificate.

Early release. Alternatively, users may choose to upload their data into an escrow at the time of their testing, pending a positive result. The user establishes a secure connection to their dongle using a terminal at the testing site and consents to

contributing their data if the test result turns out positive. The data is immediately uploaded to the backend after encrypting with a key derived from one of the OTPs the dongle shares with the user. When the result is positive, the user reveals the OTP to the backend directly or via the testing site, which uploads it along with the certificate.

Selective upload. Where it is legally allowed, users may choose to select what parts of their history they wish to share with the backend. For this, they first transfer their dongle’s history to a trusted terminal, select the entries they wish to upload at the terminal and then send a command to the dongle via the terminal to upload only the selected encounters.

3.4 Encounter processing at the backend

Once the backend receives a user’s encryption key, it decrypts their dongle’s encounter entries and verifies their consistency. If the entries are consistent, the backend adds each encounter entry in the form of $\{eph_{b,i}, loc_b, desc_b, rssi, T\}$ to RiskDB. T corresponds to the real time of the start of a dongle-beacon encounter.

The consistency check verifies that the value of each ephemeral id $eph_{b,i}$ is consistent with the time at which the dongle received it. We explain this in more detail below. We discuss other forms of inconsistencies, e.g., due to misconfigured beacons or relay attacks in §5.2.

Verifying an encounter ephemeral id, $eph_{b,i}$. Recall that an encounter entry is of the form $\{eph_{b,i}, b, loc_b, desc_b, t_{start}^b, t_{int}^b, t_{start}^d, t_{int}^d, rssi\}$. Suppose the encounter happened at real time T . Taking timer offsets into account, we have: $t_{start}^d + \delta_d = T = t_{start}^b + \delta_b$. Here, δ_d and δ_b are the clock offsets of the dongle and the beacon known to the backend. The backend checks that $t_{start}^d + \delta_d = t_{start}^b + \delta_b$. Next, the backend calculates the beacon’s epoch id $i_b = \lfloor (t_b + \delta_b - C_b)/L \rfloor$ at the time of encounter. The backend retrieves the beacon’s secret key sk_b using the beacon identifier b from the encounter entry, and computes the expected ephemeral id $hash(sk_b, loc_b, i_b)$ for the epoch i_b . If the $eph_{b,i}$ in the encounter entry matches the expected ephemeral id, the encounter entry is consistent and the backend adds it to RiskDB, else the entry is ignored.

4 Risk dissemination

We start with an overview of the risk information structure and the risk notification mechanism in the dongles. The risk information consists of a list of ephemeral ids. The ephemeral id of a beacon b for epoch i is included in the list only if a diagnosed individual encountered b in epoch i . For accurate risk estimation, the risk information may contain additional encounter parameters, e.g., rssi, encounter duration, beacon’s descriptor, and weights for the beacon descriptors.

If a dongle has previously received any of the ephemeral ids listed in the risk information, its owner may have been

exposed to a diagnosed individual. The dongle computes a risk score based on the number of matched ephemeral ids and (optionally) other features of the matched encounters. A user presses a button on the dongle and, if the risk exceeds a certain threshold, the dongle notifies the user via a LED so they can self-isolate and get tested.

We now discuss how the risk information is disseminated from the backend to dongles with the help of network beacons (or terminals). We start with the requirements that the risk dissemination protocol needs to satisfy and then describe how Silmarillion satisfies each of the requirements.

4.1 Requirements

The risk dissemination protocol needs to address four requirements, which we discuss in this section. **D1.** the information disseminated must be correct, **D2.** the protocol must preserve the privacy of the diagnosed patients whose information is being disseminated (§4.2), **D3.** the protocol must maintain privacy of the users seeking the risk information (§4.3), and **D4.** the relevant information must reach potentially affected users in a timely manner and with low bandwidth, power, and computational costs for dongles (see §4.3). Note that the network beacons are untrusted intermediaries and all risk information is signed by the backend to allow detection of any tampering by intermediate network beacons, which addresses D1.

4.2 Noising the risk dissemination

We present two scenarios where the *number of entries* in the risk broadcast could potentially reveal an individual’s identity, location history, or health status to an adversary in the locality of the individual. We then describe our solution to mitigate such leaks, addressing requirement D2.

(i) *Whereabouts of diagnosed individuals.* Suppose Alice learns from the local news that there was only one case of infection in the past few days within some geographic region. Furthermore, Alice happens to know that Bob was diagnosed, that he carries a dongle, and that he agreed to upload his encounter history when he got diagnosed. Now, if Alice learns that the risk information for her region includes a non-zero number of ephemeral ids, she can infer that Bob left his home at some point while he was contagious. Dually, if Alice sees that no risk information is provided for her region, she can infer that Bob has not been near a beacon within the region during the period in question. In short, the length of a risk notification broadcast (zero vs. non-zero) reveals to an adversary information about the whereabouts of a diagnosed individual.

(ii) *Health status of an individual.* Suppose Alice lives in an area with very few people, say n people, and Alice is able to track the movements of $n - 1$ of these people through outside channels. Suppose the risk information Alice receives contains more ephemeral ids than can be accounted for by the movements of the $n - 1$ people Alice is tracking. At this

point, Alice knows that the n th person (whom Alice is not tracking) must be sick as well. Even though such an attack requires a significant amount of offline information and may be difficult in practice, it does raise privacy concerns.

Note that both these leaks rely solely on the *number of ephemeral ids in a risk notification* and arise without the adversary having even encountered the individual at all. We mitigate these leaks by adding noise to the risk information to hide the actual number of ephemeral ids. We add junk ids that do not correspond to any real beacon and, thus, do not match the history of any user dongle. Since our threat model assumes that no adversary can monitor the ephemeral ids from a significant fraction of beacons, no adversary can distinguish these junk ids from legitimate ids. The number of junk ids can be chosen to satisfy differential privacy as follows.

Differential privacy (DP). We adapt a mechanism proposed in prior work [20]. Given a risk broadcast, we add N junk ids to it, where $N = t + \lfloor \tilde{X} \rfloor$ is always non-negative; t is a natural number, and \tilde{X} is a random value sampled from a Laplacian distribution with mean 0 and parameter λ truncated to the interval $[-t, \infty)$. The values of t and λ depend on the privacy required. Specifically, to get (ϵ, δ) -differential privacy, we pick $\lambda = A/\epsilon$ and $t = \lceil \lambda \cdot \ln \left((e^{(A/\lambda)} - 1 + \delta)/2\delta \right) \rceil$. Here, A is the sensitivity of the risk broadcast function; it equals the maximum number of risk entries that could be contributed by a *single* diagnosed individual, which we conservatively set to 2016 (§3.2). We prove in Appendix D that this mechanism is (ϵ, δ) -differentially private and show its overheads in Table 3.

4.3 Dissemination protocol

A key requirement for Silmarillion is to ensure that users can receive risk information without revealing their own encounter history. A naïve way to satisfy this requirement would be to broadcast risk information of the entire world to users and let the users’ devices filter the data for relevant matches. However, the size of the risk information payload can be several hundreds of MBs or even GBs, particularly during times of rapid infection spread. Thus, a broadcast mechanism would generate a significant bandwidth pressure on both the infrastructure and the end users. Moreover, it would incur high latency, power, and computational costs for the dongles. Silmarillion balances between requirements D3-D4 by using two protocols: a broadcast protocol and a querying protocol.

Broadcast protocol. By default, network beacons download risk information of their *neighborhood* from the backend and then broadcast it over BLE’s periodic broadcast channel. The neighbourhoods are defined statically, e.g., L-level tiles (see §3.1). Each day, the backend encodes the set of RiskDB entries within an L-level tile into a cuckoo filter [37] and sends the filter to the network beacons in the corresponding neighbourhood. The cuckoo filter encoding ensures that users can only check for presence of specific ephemeral IDs but

RiskDB			PIR-DB _{H0}	
ephID	locID	time		
E0	H0:M0:L0	T7	M0:L0	B0
E4	H0:M0:L1	T2	M0:L1	B0
E1	H0:M1:L0	T0	M1:L0	B1
E3	H0:M1:L0	T5	M1:L1	X
E2	H0:M2:L1	T4	M2:L0	X
			M2:L1	B2
			M3:L0	X
			M3:L1	X

Block size, $B = 2$
 $X =$ dummy block with random encrypted entries

Figure 2: PIR datastructures in the backend on a given day.

not learn all the entries in the risk information, thus slowing down ephemeral ID harvesting by colluding users.

Later, when a user dongle is in the proximity of a network beacon, it syncs to the beacon’s channel and downloads the broadcast risk information. When the dongle syncs to the periodic channel, the network beacon does not learn about the dongle. Thus, users can receive risk information about their local region without revealing their presence or history to network beacons, the backend, or other users.

Querying protocol. While the neighborhood broadcast may be sufficient for many users, traveling individuals may require risk information of other regions they have recently visited. We use an IT-PIR protocol that allows users to query the backend for risk information without revealing the regions they are interested in and, by extension, they have visited.

The backend groups the RiskDB entries into blocks of fixed size. Unlike the broadcast protocol, grouping by the geographical tiling alone may not be efficient, since the distribution of risk entries may vary between regions at different times. Therefore, the backend dynamically adjusts the grouping of RiskDB entries into blocks based on the prevailing infection rate distribution and while maintaining a uniform block size B .

A block corresponds to a tile at a certain level if the total number of risk entries for all tiles below it is less than or equal to B . When the number of entries overflows B , the entries are split into blocks for all tiles at the next lower level. To ensure that a user does not learn the actual number of entries within each block, dummy entries are added to each block following the DP mechanism of §4.2. The entries are also encoded into a cuckoo filter as in the broadcast protocol. Next, the backend maintains a database, called the PIR-DB, indexed by the ID of an L-tile and pointing to the block containing the risk entries of the L-tile. Figure 2 shows the datastructures.

We adapt the original 2-server PIR protocol from Chor et al. [34] for l -bit blocks, with $l = B$ in our settings. We make the standard assumption that at least one server is non-malicious and does not collude with the other server. We assume separate PIR databases for each region corresponding to an H-tile and dongles can query for risk information one L-tile at a time. Thus, with location IDs consisting of H, M, L bits for identifying H-, M-, and L-tiles respectively, the don-

gle’s complexity for generating a query-pair and uploading the queries is $O(2^{(M+L)})$ each, and for receiving the response shares and retrieving the risk entries of a block is $O(B)$ each. Each backend’s computation complexity is $O(2^{(M+L)})$. We provide protocol and optimization details in Appendix A.

For querying, the dongle uses OTPs, similar to the encounter history upload process, to set up a secure session with each backend PIR server via a network beacon (or terminal). The dongle initiates a BLE connection to the beacon, which in turn connects to each backend over HTTP. All queries and results are encrypted end-to-end between the clients and servers to prevent leaks to eavesdroppers. The only remaining leak is through the timing and number of queries, which can be mitigated by sending fake queries at random times.

Summary. Silmarillion ensures strong privacy for users receiving risk information. In the broadcast protocol, users receive information without revealing their presence or encounter history to network beacons, the backend, or other users. In the querying protocol, end-to-end encryption protects against network adversaries, while PIR hides from the backend which risk information a dongle is requesting, and thereby the user’s recent whereabouts. Silmarillion also minimizes bandwidth overheads for users as they receive risk information only of their regions of interest. For diagnosed individuals, the DP mechanism protects the number of encounter entries uploaded by them, while the cuckoo filter encoding of risk information prevents others from easily learning the actual entries. Cuckoo filters also reduce bandwidth overheads, albeit at the cost of a small percentage of false positives. For instance, a cuckoo filter with entries of size 27 bits (as opposed to the 15-byte ephemeral ids) reduces risk payload sizes by $\sim 4.4x$ while incurring a false positive rate of 0.01% for a 14-day period.

5 Silmarillion security

5.1 Privacy analysis

BLE beacons learn nothing about nearby users since they only transmit information unidirectionally. On the other hand, the remaining principals could violate users’ privacy based on the information transmitted to them. We elaborate on the possible attacks and mitigations.

Leaks to the backend. The backend learns the information provided by users at the time of dongle registration by design. How much personally identifiable information (PII) the backend learns about users depends on the registration policies of a given jurisdiction. From a technical standpoint, it suffices if the backend knows a pseudonym for each registered user and the associated dongle. In practice, some additional information may be required for Sybil mitigation, e.g., an email address, phone number, or another id.

The backend learns that the owner of a dongle is sick when the dongle uploads its encounter history and the associated

test certificate. It also learns a subset of the owner’s recent whereabouts approved by the owner, at the granularity of beacon visits and epochs. The backend can also infer an over-approximation of the possible social contacts among sick users at the granularity of beacon visits and epochs. This information is similar to what can be collected with traditional manual tracing or current SPECTS (minus location info).

As long as one of the PIR servers is non malicious, the backend learns no information about healthy users except the times when they query for risk data.

Leaks to other users. In Silmarillion, user dongles learn nothing about other users except through the risk notifications and the only information they can learn is that which is uploaded by diagnosed users. Thus, it is impossible to learn anything about healthy users who never share any information with the system. Moreover, since risk notifications are differentially private (§4.2), users who were never in the vicinity of a diagnosed patient (who uploaded their history) do not learn anything about the patient’s whereabouts. The only possibility of leakage is through the following two scenarios.

(i) *Location history of a diagnosed individual.* Suppose Alice learns from the local news that there was one case of infection in the past few days, and she receives the associated risk information. If some ephemeral ids in the risk notification match Alice’s recorded ephemeral ids, Alice learns a partial location history of the infected individual. By intersecting the common locations visited by the patient with her out-of-band observations of who was present, Alice may identify the individual or narrow the list of candidates.

Such a leak is inherent in any risk notification system, including SPECTS, in which user devices compute their own risk score based on encounters with a patient. However, only users who have visited any of the same beacons around the same time as a sick person can exploit the leak. To learn the identity and whereabouts of arbitrary sick people, an attacker would require the ability to collect the ephemeral ids transmitted by all beacons within a geographic region of interest, which we assume to be impractical given our threat model.

(ii) *Identity of a diagnosed individual.* Suppose Alice visited a location at a time when there was only one other individual Bob around. Thus, the ephemeral id of the nearby beacon is recorded only in the dongles of Alice and Bob. If the ephemeral id in question appears in a risk notification, and Alice did not report sick, then she knows that Bob reported sick. This leak arises when only two (or a small number) of people were present at a given time at a given place. *Note that, such a leak is inherent to all digital CT systems.*

Leaks to network beacons. As long as a dongle listens to risk broadcasts passively, network beacons cannot learn about the presence or identity of the dongle. If a dongle queries the backend, a network beacon can observe the time and number of queries, but not the content of the communication, which is encrypted between the dongles and the backend.

Leaks to terminals. When a dongle uploads data to the

backend via a terminal, the terminal cannot observe the content of the (encrypted) communication. It can observe the size of the upload, which could reveal the number of beacons a dongle has recently visited. Uploads can be padded to obfuscate to this information. If the user uses the terminal to select records prior to upload, then the terminal learns the part of the user’s history that is stored on the dongle at the time of the selection. Hence, a user must use a trusted terminal for this purpose, e.g., their own computer or smartphone.

Similar to network beacons, a terminal can observe the time and number of risk queries issued by a dongle to the backend, but not the query or response contents.

Leaks from dongles. Dongles transmit data only over a secure connection and only after the dongle authenticates the other endpoint. Otherwise, retrieving the data stored in a dongle requires physical access.

5.2 Robustness analysis

Security risks in Silmarillion can arise from misconfigured devices and adversarial principals. These can generate inconsistent encounters causing false risk estimations, or withhold risk information preventing timely notifications.

Inconsistent encounters may arise in three ways: (i) the clocks of beacons or dongles are out of sync with real time; (ii) a beacon is misconfigured and placed at a location different from where it is registered; or, (iii) an illegitimate beacon re-transmits a legitimate beacon’s transmissions at a different location. We discuss mechanisms to identify and mitigate inconsistencies in encounters reported to the backend³.

Clock inconsistencies. Encounters become inconsistent when an ephemeral id is found to have been used for more than one epoch length in real time. This may happen when devices crash and reboot after a long time, leading to encounter timestamps that are out of sync with real clock time. The backend can detect and fix such an inconsistency if it receives at least two encounters of an inconsistent device with consistent devices, where one encounter occurred before and the other after the device’s crash. That is, the backend can fix an inconsistent beacon if it receives at least two encounters with the beacon from consistent dongles, and similarly, an inconsistent dongle if it receives at least two encounters of the dongle with consistent beacons. We explain the mechanism for fixing inconsistencies in Appendix C.

Beacon misconfiguration. Inconsistencies also arise if a beacon transmits information inconsistent with its location. Such inconsistencies can arise if (i) a beacon was (accidentally or maliciously) installed in a location different from where it was registered, (ii) a spoofed beacon configured with the secret key of a legitimate beacon re-transmits the same ephemeral ids in a different location, or (iii) an adversary

³Fixing inconsistencies in beacons and dongles is unnecessary as long as no infections are being reported. Nonetheless, they can be fixed by re-syncing with help of, e.g., a bystander’s smartphone.

Device	CPU (MHz)	RAM (KB)	Flash (KB)	Power (dbm)
BLE beacon	1.3	32	512	[-40, 4]
Nw. beacon	78.6	32	512	[-10, 8.5]
Dongle	78.6	32	512	NA

Table 1: Hardware configuration

replays the ephemeral ids of a legitimate beacon in other locations [24]. All cases lead to the same inconsistencies due to the fact that the spoofed beacon is in a location different from where it is expected. First, dongles that travel between a spoofed beacon and nearby, legitimate beacons will appear to have traveled implausibly long distances in a short period of time. The backend can detect this when such a dongle uploads its history. Second, users with GPS-enabled smartphones can directly observe the problem when they see a beacon transmission with a signed location that is different from the phone’s current location by more than the BLE range. Such phones may report the inconsistency to the backend.

Tampering or withholding upload data. In regimes mandating upload of the entire encounter history when diagnosed, users may attempt to evade the mandate by altering or withholding parts of their history. Modifying entries is impractical since it is infeasible to predict ephemeral ids without beacons’ secret keys. Withholding entire periods of history will be easily detected; so a user may instead leave out all but one beacon’s ephemeral ids in each epoch to provide a contiguous history and evade detection. Such an attack can be performed in two ways: (i) by using a jammer to selectively prevent transmission of certain entries, or (ii) by tampering the dongle. (i) can be mitigated by encrypting and MAC’ing the entire upload payload as a single chunk, while (ii) can be made harder by using a strong tamper-proof hardware casing.

6 Silmarillion prototype

Table 1 summarizes the hardware configuration of the devices used in Silmarillion’s prototype implementation. We implemented BLE beacons on Nordic nRF52832 development kits [3] and BLE dongles on SiLabs Thunderboard Kit SLTB010A [8]. All devices are powered through 3V/220mAh CR2032 coin cells. The network beacons consist of a SiLabs EFR32xG22 SoC (SLWSTK6021A) [9], which is connected to a Raspberry Pi 4B+ kit (4x 1.5 CPUs, 8GB RAM) [6] over a UART interface. All the Bluetooth devices support BLE 5.0.

Only 64KB of flash is usable in dongles, with the remaining used by the platform software. While the storage was sufficient in our deployment (§7.3), we recommend using devices with at least 128KB of log storage.

BLE beacons. All BLE beacons alternately transmit Silmarillion’s ephemeral ids and GAEN-compatible ephemeral ids as legacy advertisements on BLE’s advertising channels.

Backend. The backend server runs on two Dell PowerEdge R730 Servers, each with 16 Intel Xeon E5-2667, 3.2GHz cores, 512 GB RAM, and 1TB SSD. It uses MySQL for the databases, maintains PIR-DB as an in-memory array (more details in Appendix B), uses AVX256 for PIR, and computes new cuckoo filters daily from the uploaded ephemeral ids of the last 14 days. To enable incremental risk score updates in dongles, the backend splits the data into multiple cuckoo filters, which are transmitted as chunks with distinct ids. Each chunk includes a filter of 128 indices with 4 buckets per index.

Network beacons. The Raspberry Pi requests the risk data of the last 24 hours from the backend server over HTTPS and caches it locally. The bluetooth board broadcasts risk information using the chained periodic broadcast protocol over data channels and 1M PHY (available since BLE 5.0). At periodic intervals, the bluetooth board fetches 250 bytes of risk data from the Raspberry Pi and places it in a buffer used by the underlying hardware for transmission⁴.

Dongle. The key datastructure in the dongle is a circular log on flash, which is used to store records of beacon encounters. Additionally, the dongle implements five event handlers.

An *encounter handler* scans on the advertisement channel at 1s intervals with a duty cycle of 10%, and performs two actions based on the type of packet received. If the packet is an extended advertisement indicating the presence of a periodic broadcast on data channels, the handler initiates periodic scanning on the data channels. If the packet is a legacy advertisement, the handler decodes the encounter payload. It adds a new encounter to an in-memory list of "active" encounters, or updates an existing encounter’s interval since the first instance of the same encounter was observed.

A *clock handler*, triggered once per minute, increments the dongle’s clock and performs different actions on encounter entries in memory and on store depending on their state. It deletes stored encounters older than 14 days. For the "active" encounters older than one epoch (and thus ready to persist in the encounter log), it computes their cuckoo filter lookup indexes and appends the encounter and the indexes to the log.

A *download handler* receives a packet on the data channel and adds it to an in-memory buffer tracking the risk information payload. When the payload is complete, the handler decodes the cuckoo filter in the payload, looks up each dongle log entry in the filter, and sets a bit for each matched entry.

A *query handler*, triggered on a button press, initiates the active querying protocol for risk information. The dongle aggregates regions to query from the location ids of the recorded encounter entries. For each query, the dongle generates two secret shares using a hardware TRNG and encrypts each share using a separate AES256 key generated with hardware AES-CBC256. The keys can be derived from OTPs pre-shared with

⁴Our prototype network beacons do not emit ephemeral ids, since our development hardware cannot multiplex legacy advertisements and periodic broadcasts. In practice, this limitation can be mitigated by placing a BLE beacon close to a network beacon.

Operation	Frequency	Compute	Bandwidth	UI
ephid collect	high	low	low	no
risk calc	med	high	high	low
history upload	rare	med	med	med

Table 2: Dongle operations. (UI = User involvement)

each backend PIR server. The dongle then sends both queries to a network beacon over a BLE connection, and the beacon then forwards the queries to the respective server. Each server encrypts its PIR response with its AES key and sends the response to the network beacon, which then transmits the response to the listening dongle. The dongle decrypts and XORs the response shares to retrieve the final response, decodes the cuckoo filter in the response, and performs lookups as above.

An *LED handler* periodically toggles a device LED. Normally, the LED blinks 5 times at 1s intervals every two minutes to indicate that the device is alive. After downloading risk entries, the user can press a button to check for an exposure (new matches in cuckoo filter), which is indicated by the LED blinking continuously at 0.25s intervals for two minutes before resetting to the normal blinking rate.

Due to limited RAM, dongles compute risk scores in a streaming manner. The download handler downloads a chunk of risk payload, performs the necessary lookups, then discards the chunk before downloading another chunk. The chunk ids help to track pending chunks.

We also implemented the dongle functionalities as an Android 11 app. The app captures beacon encounters similar to the dongle, but downloads the complete risk data of the last 14 days from the backend over HTTPS.

Our prototype does not support an end-to-end PIR protocol for risk querying, although we benchmark the protocol separately (§7.1). It also does not support encounter history uploads from a dongle to a trusted terminal. However, our phone app supports uploading a user’s encounter history to the backend, thus enabling complete evaluation of Silmarillion. Lastly, we only transmit ephemeral ids in the risk information; extensions for intelligent risk scoring are left for future work.

7 Evaluation

We evaluate the practicality and usability of Silmarillion’s design and implementation. BLE beacons perform a single task of generating ephemeral ids periodically; thus, they require low maintenance and the only practical concern is their battery life. For users’ devices, the practicality and usability is determined by the time and frequency of interactions required with the devices and the battery life of the devices. Table 2 shows the compute, bandwidth, and user involvement characteristics of the three main operations performed by the devices: (i) ephemeral id collection, (ii) risk calculation for

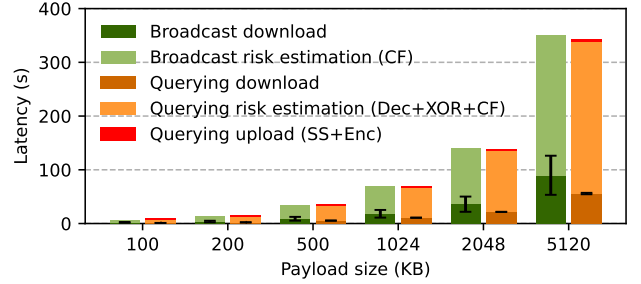


Figure 3: End-to-end risk dissemination latency vs. risk payload sizes. Every 100KB \approx 30340 ephemeral ids and 410 250B sized BLE packets. Error bars indicate standard deviation. SS: Secret-share generation, CF: Cuckoo filter lookups.

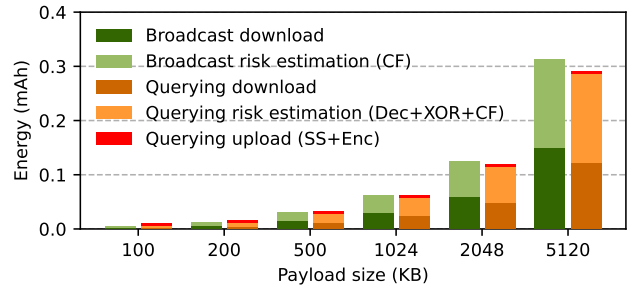


Figure 4: Energy consumption vs. risk payload sizes.

user, and (iii) encounter history upload. Given these characteristics, we care about the latency of (ii), since it requires high computation and bandwidth, and we care about power consumption of (i) and (ii), since they have the maximum impact on the device’s battery life. We evaluate these metrics in §7.1-§7.2. We then summarize our experience from Silmarillion’s pilot deployment in §7.3.

Although Silmarillion supports smartphones, our evaluation focuses on dongles. The dongles have no GUI and fewer compute, storage, power, and bandwidth resources; therefore, they present a more challenging performance target.

The beacons transmit on BLE channels with a power of -10 dbm or equivalently 0.1 mW, unless stated otherwise.

7.1 Risk dissemination

One of the key challenges for Silmarillion is to ensure reliable delivery of risk information to dongles over Bluetooth, which is prone to packet losses and corruption due to sharing of the frequency spectrum with other technologies such as WiFi. In this section, we measure the end-to-end latency for risk notification and dongle power consumption when downloading risk payloads of various sizes using the broadcast and the active querying protocols. In all experiments, a dongle and a network beacon are placed 2m apart in an indoor, barrier-free environment. The numbers are averaged over three runs.

Latency. Figure 3 shows the breakdown of latency involved in downloading risk payload and notifying the user of any matches as a function of different payload sizes. First, we observe that the download latency over the periodic broadcast is on average 70% higher than over a connection, which is used for active querying. A beacon must use a large broadcast interval to minimize packet losses for all dongles. Furthermore, if a chunk packet is lost, a dongle must wait for the beacon to cycle through all chunks before it can retry downloading the chunk with the missed packet. In contrast, a BLE connection internally handles flow control and retransmissions, and provides reliable delivery at low latency.

The risk estimation latency constitutes on average 75% of the end-to-end latency, which itself is dominated by the lookups of each of a dongle’s encounter entry in each cuckoo filter chunk downloaded (see streaming lookup in §6). By increasing the chunk size and reducing the number of chunks, we can reduce the number of repeated lookups of each dongle entry across chunks and thus reduce the risk estimation cost. In the querying protocol, the risk estimation also involves decrypting the PIR query results and XOR-ing the two result shares; the latency of these operations is ~8% of the risk estimation latency. Similarly, the latency of computing and uploading a PIR query is a constant 2.3s regardless of the risk payload size, and is at most 25% of the end-to-end latency. Finally, the query executes on the PIR-DB (Appendix B) in ~170ms in the backend, which is negligible compared to the dongle’s compute and communication latency.

Energy consumption. Figure 4 shows the energy consumption for risk notification as a function of different risk payload sizes. The broadcast protocol is ~35% more efficient than the querying protocol at 100KB payload size, but the querying protocol becomes more efficient with increasing payload size and is ~8% more efficient at 5 MB. The energy consumption of query upload is a fixed $3.8\mu\text{Ah}$, which gets compensated for by the efficiency of the download on the BLE connection.

Scalability. Broadcast is convenient for small downloads. However, the querying protocol is essential for scaling risk dissemination over large databases. Figure 5 shows the bandwidth required for risk dissemination using each protocol. With broadcast, the bandwidth depends on the infection rates in the total region covered by the system regardless of users’ location history. With querying, the bandwidth is proportional to the number of beacons (regions) visited by the user and the infection rates of those regions.

7.2 Battery life

We measured the current consumption of BLE beacons and dongles using Simplicity Studio’s energy profiler, and here we estimate the average battery life of the devices.

BLE Beacons. The average current draw of a BLE Beacon is 0.18 mA. Thus, with a single coin cell of 220 mAh capacity,

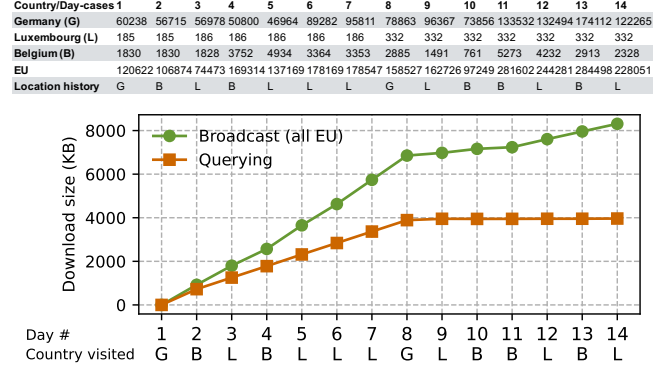


Figure 5: Download overheads based on regional infection rates [30] and a user’s randomly generated location history (above). Broadcast includes all of EU; querying includes only countries visited in the last 14 days.

a beacon can last ~50 days. With hardware supporting larger batteries, e.g., 2000 mAh or more, beacons can be built to last for one or more years [17–19].

Dongles. The dongle’s base current draw is 0.9 mA. In a 60-min period, the dongle’s average current consumption is 0.95 mA when only scanning for beacon ephemeral ids, and 1.08 mA when additionally downloading risk information from a network beacon once using either periodic broadcast or connection-oriented communication. Thus, with a coin cell of 220 mAh capacity, the dongle is expected to last ~8.4 days. Note that this is a conservative estimate, since users would download risk information only infrequently, e.g., once a day. With rechargeable cells of even 60 mAh capacity, the dongles can last ~2.3 days on a single charge. This is practical, since users can be asked to place their dongles on a (wireless) charger overnight.

7.3 Deployment

We tested the end-to-end functionality of Silmarillion using a pilot deployment in the university building over 16 days⁵. We simulated infected users to trigger uploading of encounter histories and risk dissemination. The backend server was hosted in a single core VM with Ubuntu 20.04.3 LTS guest OS, 1GB RAM, and 32GB disk. We placed 8 BLE beacons, one each in various meeting rooms, labs, and social areas, and 2 network beacons in a subset of these spaces for risk broadcast. We involved 15 volunteers, 10 of whom carried a dongle and the rest used our smartphone app. The app users were asked to upload their encounter history to the backend on three random days. All users checked their simulated exposure risk everyday. Their devices downloaded the risk information over periodic broadcast channel only and recorded the number of encounters matched with the broadcast. App users saw the

⁵We received the university IRB approval for the deployment.

number of matched entries on their phone screens, while the dongles’ LEDs blinked faster to indicate non-zero matches.

Statistics. Over the period of the experiment, the beacons generated a total of 12288 unique ephemeral ids, and the user devices captured a total of 11670 of these ephemeral ids. When the app users uploaded their encounter history, they uploaded an average of 155 ephemeral ids to the backend. The number of other participants whose devices found matching entries for each of the three uploads was 8, 6, and 5.

The battery life of beacons and dongles was observed to be ~80h and ~100h, respectively. The low lifetimes are due to debug prints, which we retained for data collection and analysis. In addition, users were asked to reboot their dongle to trigger risk download at arbitrary times in the day. The dongle performs a long initialization step upon reboot, which lasts ~1-2 min and draws ~4 mA. A couple of reboots in a day consume significant power and bring down the battery life to just 4-5 days. However, as §7.2 indicates, the expected battery life is much higher in the absence of debug prints. In the future, the dongle implementation can be optimized to eliminate the huge power consumption at risk data downloads.

User experience. Our users found both the dongles and the app intuitive and easy to use. In the future, the dongles could be allowed to pair with users’ (trusted) personal devices in order to provide similar visualizations of data as the phone app.

Summary. Our evaluation indicates that dongles can receive risk information of their regions of interest with modest latency costs and that, with straightforward optimizations and larger batteries in devices, Silmarillion can be practically deployed with low maintenance costs.

8 Discussion

Beacon placement. The density and placement of beacons is important for minimizing false negatives and false positives in Silmarillion. False positives arise when a user receives a risk notification even though they have not been in close contact with a diagnosed user. For instance, a false risk notification may be generated when two users encounter a beacon placed on a glass door but from opposite sides of the door. False positives can be reduced by placing a sufficient number of beacons in a location and using well-known localization techniques [42], and by relying on the beacons’ descriptors encoding information, such as temperature, humidity, etc.

False negatives arise when potential transmissions between users are missed, for instance, because of users meeting in locations where there are no beacons. Beacon deployments can be planned strategically to minimize false negatives. For instance, restaurants are likely to be more crowded than parks; therefore, restaurants must be prioritized in a partial rollout.

False positives in non-contemporaneous events. If Alice and Bob (who is infected) visit a beacon in the same epoch and Alice leaves before Bob’s visit, she would still receive

a risk notification for this beacon visit, even though she was not exposed to Bob. To eliminate such false positives, in addition to ephemeral ids, Silmarillion could transmit in the risk information the beacon’s start timestamp and interval as observed in the infected user’s encounter with the beacon. For the matched ephemeral ids, dongles would additionally compare the beacon’s timestamp and interval recorded in their own log and in the risk information for overlap. A user would be notified only if the time interval in dongle’s log overlaps with and starts later than the interval in the risk information.

Interoperability with existing CT systems. As mentioned in §6, Silmarillion’s beacons broadcast GAEN ephemeral IDs, thus making it interoperable with several SPECTS already deployed. Note that a system combining both Silmarillion and a SPECTS may need to carefully analyze the privacy implications of having location information alongside users’ pairwise encounters. We leave this analysis to future work.

9 Related work

We discuss digital CT systems that use various technologies, such as Bluetooth, GPS, or QR codes, to track users’ trajectory and/or proximity to other users. We also discuss privacy-preserving techniques relevant for risk information retrieval.

P2P CT systems. SPECTS record instances of physical proximity with devices of other individuals via close-range Bluetooth exchanges between user devices. Centralized SPECTS [4, 5, 11, 25] collect and manage user data centrally, placing a high degree of trust in the central authority. Decentralized SPECTS [10, 13, 26, 32] minimize data collection to preserve privacy, but this prevents aggregation of data for epidemiology. Silmarillion facilitates analysis by enabling collection of contextual information with encounters.

In SPECTS, users’ devices actively transmit BLE messages and, therefore, are vulnerable to eavesdropping and surveillance attacks [49]. Furthermore, an attacker could relay or replay captured ephemeral ids [24, 49]. Silmarillion overcomes these attacks because users’ devices mostly listen passively and beacons’ location and time configurations can be corroborated with external trusted sources.

P2I CT systems. Reichert et al. [44] propose an architecture where all beacons (“lighthouses”) and user devices are smartphones. Lighthouses collaborate with the backend for removing false positives in risk notification to a user who left a beacon before an infected user visited it (see §8). Consequently, users need to trust the lighthouses to not collude with the backend in leaking their data. Silmarillion eliminates the false positives in risk notification without requiring collaboration between the backend and the network beacons, which may be operated by untrusted third parties. Finally, unlike lighthouses, Silmarillion can handle relay/replay attacks.

PanCast [23] uses Bluetooth beacons and supports dongles similar to Silmarillion. However, PanCast focuses on

evaluating—through simulations—the effectiveness of a beacon-and-dongle architecture for risk notification, and the benefits of interoperating with manual tracing. Silmarillion, on the other hand, builds a real system using low-end IoT devices, addressing technical challenges in achieving scalability and performance efficiency. PanCast assumes a pure broadcast-based risk dissemination architecture; however, Bluetooth is a bottleneck for large-scale data transfers. Silmarillion combines local risk broadcasts with an IT-PIR based active querying protocol, thus minimizing bandwidth, latency, and power costs for dongles.

Systems that use QR codes [1, 12, 15, 40] rely on static QR codes for each registered location. Static codes allow linking a user’s multiple visits to the same locations, thus revealing more information about their location history. Other applications track location history using GPS [16, 29], which is imprecise and invasive, or using encounters with WiFi access points [47], which requires infrastructure that is relatively expensive compared to Silmarillion’s infrastructure.

Privacy-preserving risk querying. Silmarillion’s PIR technique with dynamic block sizes is similar to LBSPIR [43]. However, LBSPIR was designed for smartphone applications, which can retrieve the dynamic block layout of the PIR DB from the server and then adapt the size of each PIR query based on users’ privacy preferences. Given the storage and network limitations of dongles, Silmarillion relies on a hierarchical geographical tiling, which enables PIR with minimal interaction between the server and a dongle, and provides a fixed privacy guarantee with fixed overheads for all queries.

EpiOne [46] proposes a two-party private-set intersection cardinality (PSI-CA) technique, to enable users to find *how many* entries in their encounter history match those of patients. Silmarillion reveals *which* location-time entries in a user’s history match those in the risk information. Hence, Silmarillion provides more context for a user’s exposure risk without compromising patients’ privacy. Secondly, EpiOne relies on computational PIR (c-PIR), Merkle tree and zero-knowledge proofs to provide privacy for queriers and the infected individuals. These mechanisms have high computational and communication costs. Silmarillion provides similar guarantees but using IT-PIR, differential privacy, and cuckoo filters, which offload most computational costs to the server and thus are more suitable for low-end dongles.

10 Conclusion

We focus on building a systematic, inclusive, and scalable contact tracing and risk notification system in preparation for future needs. To this end, we present Silmarillion, a novel system for epidemic risk mitigation based on person-to-infrastructure encounters, showing that it is possible to extract significant utility without compromising on security. We presented the design and a prototype of Silmarillion along with a detailed analysis of its security, efficiency, and scala-

bility. We demonstrated Silmarillion’s practicality through a pilot deployment in a university building. We plan to evaluate Silmarillion in a real-world deployment in the future.

References

- [1] CrowdNotifier - Decentralized Privacy-Preserving Presence Tracing. <https://github.com/CrowdNotifier/documents>. Accessed on 22 October 2020.
- [2] More than 1,300 workers test positive: Germany fights to control coronavirus spread at meat plant. <https://www.thelocal.de/20200622/more-than-1300-workers-contract-coronavirus-dark-side-of-meat-industry-sparks-row-in-germany>. Accessed on 30 June 2020.
- [3] Nordic nRF52832 Development Kit. <https://www.nordicsemi.com/Products/Development-hardware/nrf52-dk>. Last accessed on Aug 04, 2022.
- [4] OpenTrace. <https://github.com/opentrace-community/opentrace-android>. Accessed on 28 June 2020.
- [5] PEPP-PT (20 April 2020) Data Protection and Information Security Architecture. <https://github.com/pepp-pt/pepp-pt-documentation/blob/master/10-data-protection/PEPP-PT-data-protection-information-security-architecture-Germany.pdf>. Accessed on 28 June 2020.
- [6] Raspberry Pi 4B. <https://www.raspberrypi.com/products/raspberry-pi-4-model-b/>. Last accessed on Aug 04, 2022.
- [7] ROBERT: ROBUst and privacy-presERVing proximity Tracing. https://github.com/ROBERT-proximity-tracing/documents/blob/master/ROBERT-specification-EN-v1_0.pdf. Accessed on 28 June 2020.
- [8] SLBT010A EFR32BG22 Thunderboard Kit. <https://www.silabs.com/development-tools/thunderboard/thunderboard-bg22-kit?tab=overview>. Last accessed on Aug 04, 2022.
- [9] SLWSTK6021A EFR32xG22 Wireless Gecko Starter Kit. <https://www.silabs.com/development-tools/wireless/efr32xg22-wireless-starter-kit?tab=overview>. Last accessed on Aug 04, 2022.
- [10] TCN Coalition. <https://github.com/TCNCoalition/TCN>. Accessed on 28 June 2020.

- [11] TraceTogether. <https://www.tracetogether.gov.sg/>. Accessed on 28 June 2020.
- [12] Canatrace. <https://canatrace.com>, 2020. Accessed on 15 Mar 2021.
- [13] Decentralized Privacy-Preserving Proximity Tracing. <https://github.com/DP-3T/documents/blob/master/DP3T%20White%20Paper.pdf>, 2020.
- [14] Draft of a law to improve the implementation of occupational safety (Occupational Health and Safety Control Act). *Deutscher Bundestag, 19th Parliamentary term*, 2020. Last accessed on Aug 17, 2022.
- [15] SafeEntry. <https://www.safeentry.gov.sg>, 2020. Accessed on 15 Mar 2021.
- [16] SafePlaces. <https://github.com/Path-Check/safeplaces-dct-app>, 2020. Accessed on 15 Mar 2021.
- [17] Estimote Beacons. <https://estimote.com/>, 2022. Last accessed on Oct 08, 2022.
- [18] Gimbal Beacons. <https://store.gimbal.com/collections/beacons/products/beacon-development-kits>, 2022. Last accessed on Oct 08, 2022.
- [19] Minew Beacons. <https://www.minew.com/product/mbm02-proximity-location-beacon/>, 2022. Last accessed on Oct 08, 2022.
- [20] Istemi Ekin Akkus, Ruichuan Chen, Michaela Hardt, Paul Francis, and Johannes Gehrke. Non-tracking web analytics. In *ACM Conference on Computer and Communications Security (CCS)*, 2012.
- [21] Benjamin M Althouse, Edward A Wenger, Joel C Miller, Samuel V Scarpino, Antoine Allard, Laurent Hébert-Dufresne, and Hao Hu. Stochasticity and heterogeneity in the transmission dynamics of sars-cov-2. *arXiv:2005.13689*, 2020.
- [22] Gennaro Avitabile, Vincenzo Botta, Vincenzo Iovino, and Ivan Visconti. Towards Defeating Mass Surveillance and SARS-CoV-2: The Pronto-C2 Fully Decentralized Automatic Contact Tracing System. *Cryptology ePrint Archive*, 2020.
- [23] Gilles Barthe, Roberta De Viti, Peter Druschel, Deepak Garg, Manuel Gomez-Rodriguez, Pierfrancesco Ingo, Heiner Kremer, Matthew Lentz, Lars Lorch, Aastha Mehta, and Bernhard Schölkopf. Listening to Bluetooth Beacons for Epidemic Risk Mitigation. *Scientific Reports*, 2022.
- [24] Lars Baumgärtner, Alexandra Dmitrienko, Bernd Freisleben, Alexander Gruler, Jonas Höchst, Joshua Kühlberg, Mira Mezini, Richard Mitev, Markus Mittinen, Anel Muhamedagic, Thien Duc Nguyen, Alvar Penning, Dermot Frederik Pustelnik, Filipp Roos, Ahmad-Reza Sadeghi, Michael Schwarz, and Christian Uhl. Mind the GAP: Security & Privacy Risks of Contact Tracing Apps. In *IEEE International Conference on Trust, Security and Privacy in Computing and Communications (TrustCom)*, 2020.
- [25] Jason Bay, Joel Kek, Alvin Tan, Chai Sheng Hau, Lai Yongquan, Janice Tan, and Tang Anh Quy. BlueTrace: A privacy-preserving protocol for community-driven contact tracing across borders. *Government Technology Agency-Singapore, Tech. Rep*, 2020.
- [26] Wasilij Beskorovajnov, Felix Dörre, Gunnar Hartung, Alexander Koch, Jörn Müller-Quade, and Thorsten Strufe. ConTra Corona: Contact Tracing against the Coronavirus by Bridging the Centralized–Decentralized Divide for Stronger Privacy. In *International Conference on the Theory and Application of Cryptology and Information Security*, 2021.
- [27] Isobel Braithwaite, Thomas Callender, Miriam Bullock, and Robert W Aldridge. Automated and partly automated contact tracing: a systematic review to inform the control of COVID-19. *The Lancet: Digital Health*, 2020.
- [28] Ferdinand Brasser, David Gens, Patrick Jauernig, Ahmad-Reza Sadeghi, and Emmanuel Stapf. Sanctuary: ARming TrustZone with User-space Enclaves. In *Network and Distributed Systems Symposium (NDSS)*, 2019.
- [29] MIT Media Lab Camera Culture Group. MIT Safe Paths Privacy Preserving WiFi Co-location for Contact Tracing without Prior Scanning of WiFi Signals. <https://github.com/PrivateKit/PrivacyDocuments/blob/master/WiFiPrivacy.pdf>, 2020. Accessed on 26 Oct 2020.
- [30] CDC. Worldometers. <https://www.worldometers.info/coronavirus/#countries>. Accessed on 11 October 2020.
- [31] David Cerdeira, José Martins, Nuno Santos, and Sandro Pinto. ReZone: Disarming TrustZone with TEE Privilege Reduction. In *USENIX Security Symposium*, 2022.
- [32] Justin Chan, Shyam Gollakota, Eric Horvitz, Joseph Jaeger, Sham Kakade, Tadayoshi Kohno, John Langford, Jonathan Larson, Sudheesh Singanamalla, Jacob

Sunshine, et al. PACT: Privacy Sensitive Protocols and Mechanisms for Mobile Contact Tracing. *arXiv:2004.03544*, 2020.

- [33] Fabio Chiusi. Digital contact tracing apps: do they actually work? A review of early evidence. <https://algorithmwatch.org/en/analysis-digital-contact-tracing-apps-2021/>. Last accessed on Oct 08, 2022.
- [34] Benny Chor, Oded Goldreich, Eyal Kushilevitz, and Madhu Sudan. Private Information Retrieval. In *IEEE Annual Foundations of Computer Science*, 1995.
- [35] Roberta De Viti, Isaac Sheff, Noemi Glaeser, Baltasar Dinis, Rodrigo Rodrigues, Jonathan Katz, Bobby Bhat-tacharjee, Anwar Hithnawi, Deepak Garg, and Peter Druschel. CoVault: A Secure Analytics Platform. *arXiv preprint arXiv:2208.03784*, 2022.
- [36] Cynthia Dwork, Aaron Roth, et al. The algorithmic foundations of differential privacy. *Foundations and Trends in Theoretical Computer Science*, 9(3-4), 2014.
- [37] Bin Fan, Dave G Andersen, Michael Kaminsky, and Michael D Mitzenmacher. Cuckoo Filter: Practically better than Bloom. In *ACM International on Conference on Emerging Networking Experiments and Technologies (CoNEXT)*, 2014.
- [38] Google/Apple Exposure Notification (GAEN) system. Exposure Notifications: Using technology to help public health authorities fight COVID-19. https://www.google.com/intl/en_us/covid19/exposurenotifications/.
- [39] George Grekousis and Ye Liu. Digital contact tracing, community uptake, and proximity awareness technology to fight COVID-19: a systematic review. *Sustainable Cities and Society*, 71:102995, 2021.
- [40] Andrew S Hoffman, Bart Jacobs, Bernard van Gastel, Hanna Schraffenberger, Tamar Sharon, and Berber Pas. Towards a seamful ethics of Covid-19 contact tracing apps? *Ethics and Information Technology*, pages 1–11, 2020.
- [41] Lidia Morawska, Julian W. Tang, William Bahnfleth, Philomena M. Bluysen, Atze Boerstra, Giorgio Buonanno, Junji Cao, Stephanie Dancer, Andres Floto, Francesco Franchimon, Charles Haworth, Jaap Hogeling, Christina Isaxon, Jose L. Jimenez, Jarek Kurnitski, Yuguo Li, Marcel Loomans, Guy Marks, Lindsey C. Marr, Livio Mazzarella, Arsen Krikor Melikov, Shelly Miller, Donald K. Milton, William Nazaroff, Peter V. Nielsen, Catherine Noakes, Jordan Peccia, Xavier Querol, Chandra Sekhar, Olli Seppänen, Shin ichi Tanabe, Raymond Tellier, Kwok Wai Tham, Pawel War-gocki, Aneta Wierzbicka, and Maosheng Yao. How can airborne transmission of COVID-19 indoors be minimised? *Environment International*, 142:105832, 2020.
- [42] Sharareh Naghdi and Kyle O’Keefe. Trilateration with BLE RSSI accounting for Pathloss due to Human Obstacles. In *Intl. Conf. on Indoor Positioning and Indoor Navigation (IPIN)*, 2019.
- [43] Femi Olumofin, Piotr K Tysowski, Ian Goldberg, and Urs Hengartner. Achieving Efficient Query Privacy for Location Based Services. In *International Symposium on Privacy Enhancing Technologies Symposium (PETS)*, 2010.
- [44] Leonie Reichert, Samuel Brack, and Björn Scheuermann. Lighthouses: A Warning System for Super-Spreader Events. In *IEEE International Conference on Communications Workshops (ICC Workshops)*, 2021.
- [45] Emily Seto, Priyanka Challa, Patrick Ware, et al. Adoption of COVID-19 Contact Tracing Apps: A Balance Between Privacy and Effectiveness. *Journal of Medical Internet Research*, 23(3):e25726, 2021.
- [46] Ni Trieu, Kareem Shehata, Prateek Saxena, Reza Shokri, and Dawn Song. Epione: Lightweight Contact Tracing with Strong Privacy. *arXiv preprint arXiv:2004.13293*, 2020.
- [47] Ameet Trivedi, Camellia Zakaria, Rajesh Balan, and Prashant Shenoy. WiFiTrace: Network-based Contact Tracing for Infectious Diseases Using Passive WiFi Sensing. *arXiv:2005.12045*, 2020.
- [48] Serge Vaudenay. Analysis of DP3T Between Scylla and Charbydis. <https://eprint.iacr.org/2020/399>, 2020.
- [49] Serge Vaudenay. Centralized or Decentralized? The Contact Tracing Dilemma. Technical report, 2020.
- [50] Florian Vogt, Bridget Haire, Linda Selvey, Anthea L Katelaris, and John Kaldor. Effectiveness evaluation of digital contact tracing for COVID-19 in New South Wales, Australia. *The Lancet Public Health*, 7(3):e250–e258, 2022.

A Silmarillion’s PIR scheme

In this section, we present our complete PIR scheme. We start with a description of the basic scheme and then explain our optimizations.

We use an IT-PIR scheme based on [34]. Our scheme relies on two servers, S_1 and S_2 , each of which has a complete copy

of the PIR-DB D . Let N be the number of blocks in D , each of which corresponds to a particular geographic L-tile, and let B bits be the size in bytes of the largest data block in our dataset. In the basic protocol, we assume that all tiles are padded with dummy risk entries up to size B .

Suppose a dongle wants to query for the n -th block in our dataset. It generates two secrets shares of its query, Q_1 and Q_2 as follows: Q_1 is a random bit string of length N , and Q_2 is same as Q_1 except with the n -th bit flipped. Then, the dongle sends Q_1 to S_1 and Q_2 to S_2 . Since dongles do not have network connectivity, they rely on a network beacon or a trusted terminal to forward their queries to the PIR servers.

Each server expands its query share from a vector of 1-bit entries to a vector of B -bits entries. For this, it simply replicates the bit at each index in the original query B times in the new query. Next, each server computes responses to the queries, R_1 and R_2 as follows:

$$R_1 = \bigoplus_{i=0}^N Q_1[i] \cdot D[i]$$

and

$$R_2 = \bigoplus_{i=0}^N Q_2[i] \cdot D[i].$$

Hence, the query response blocks R_1 and R_2 are the exclusive-or of all the blocks whose corresponding indices in Q_1 and Q_2 , respectively, are set to 1. Finally, the servers send back to the dongle the two query response blocks and the dongle XOR's the responses to retrieve the n -th block of the PIR-DB. Effectively, the query answer A is computed as:

$$A = R_1 \oplus R_2 = \bigoplus_{i=0}^N (Q_1[i] \cdot D[i]) \oplus (Q_2[i] \cdot D[i]).$$

Now, $(Q_1[i] \cdot D[i]) = (Q_2[i] \cdot D[i]) \forall i \neq n$. Therefore,

$$(Q_1[i] \cdot D[i]) \oplus (Q_2[i] \cdot D[i]) = \begin{cases} 0 & \forall i \neq n \\ D[i] & \text{otherwise} \end{cases}$$

User's privacy is protected from the servers, since each server receives only a share of the query and iterates over the entire DB regardless of the query, and only the user can recover the DB block from the response shares of the servers.

We now describe two optimizations to make the PIR implementation efficient in the backend.

Deduplication. Now recall from 4.3, Silmarillion's backend maintains a dynamic mapping (PIR-DB) of L-tile IDs to fixed-sized blocks containing the risk entries of the L-tile. If the total number of risk entries in an M-tile is less than the block size, all L-tiles map to a single block. In this case, the PIR-DB may contain a large number of duplicate blocks (see Figure 2), leading to unnecessary costs of PIR query computation in the backend. We use an optimization in the backend

to compress the database and the queries before performing the PIR operations on them.

The PIR-DB consists of unique blocks sorted by the longest prefix of the location IDs mapping to each block. Let Q_1 and Q_2 be the shares of query Q and let i be the index of the data block that the user wants to retrieve. Let $Q_{1,j}$ be the j -th bit of query Q_1 and $Q_{2,j}$ be the j -th bit of query Q_2 . We know that

$$Q_{1,j} = Q_{2,j} \forall j \neq i.$$

Without any loss of generality, suppose that index i identifies an L-tile which does not correspond to any data block and suppose that the M-tile M that contains the i -th tile does correspond to a data block. Let Q_{1,j_L} and Q_{2,j_L} be the bits corresponding to all the L-tiles contained in M in queries Q_1 and Q_2 , respectively. Remember that if M has not overflowed yet, all the L-tiles contained in M are empty. Server 1 computes

$$Q_{1,j_M} = Q_{1,j_M} \oplus \left(\bigoplus_{j \in j_L} Q_{1,j} \right)$$

where Q_{1,j_M} is the bit corresponding to M-tile M in Q_1 and then sets all Q_{1,j_L} to 0. Server 2 computes

$$Q_{2,j_M} = Q_{2,j_M} \oplus \left(\bigoplus_{j \in j_L} Q_{2,j} \right)$$

and then sets all Q_{2,j_L} to 0. We are guaranteed that if the number of ones in Q_{1,j_L} is even then Q_{2,j_L} is odd and vice-versa because $Q_{1,i} \neq Q_{2,i}$ and $i \in j_L$. Therefore, $Q_{1,j_M} \neq Q_{2,j_M}$. Therefore, now the query issued by the user will allow the user to retrieve the data block corresponding to M-tile M , i.e. the M-tile that contains the i -th L-tile.

Removing block padding. As a further optimization, the PIR implementation handles blocks of varying sizes without requiring padding to be persisted in the data blocks. It allocates a buffer for the response share corresponding to the max block size and initializes it to 0. Next, it reads each PIR block and XORs it into the response share buffer. Each block affects the XOR in the same way in both shares, regardless of the block size. Thus, if the client requested a small block the remaining bytes in the response shares will be automatically XOR'ed out, without revealing to the server which block was requested.

Note that each PIR block still includes dummy data to hide the number of risk entries uploaded by sick individuals; only the padding added to make all blocks uniform in size is removed.

B PIR DB

Recall from §4.3, Silmarillion dynamically generates a PIR-DB based on static geographical tiling and the distribution of infection rates in the region of interest. Furthermore, it uses

ϵ	$\delta = 0.001$	$\delta = 0.01$
0.5	39098	29925
0.2	86969	64559
0.1	159131	115991
0.05	290088	210058

Table 3: 99th %ile noise required for various ϵ , δ .

a separate PIR-DB for each H-tile. For our experiment, we chose an H-tile over central Europe with a total of 434,448 tiles under it. We simulated a very high infection rate in 130,040 tiles, such that the maximal infection rate in a tile resulted in a block of risk entries of maximum size 5 MB. The total size of the resulting dataset is 16.58 GB.

C Clock inconsistencies

In this section, we explain with an example how the backend fixes beacon and dongle inconsistencies.

Suppose, at real time T , a dongle and a beacon encountered each other with local timers at t_d and t_b respectively and clock offsets at δ_d and δ_b , respectively. Suppose the beacon crashes and reboots at real time $T + \tau$ where $\tau > L$. Without loss of generality, assume that the same dongle encounters the beacon after the beacon has rebooted. The beacon’s timer after reboot is $t_b + 1$, while the dongle’s timer is $t_d + \tau$. Assume that t_b and $t_b + 1$ lie in a single epoch interval, i.e., the beacon’s epoch id corresponding to the two times is the same. The dongle’s encounter history includes an entry: $\{eph_{b,i}, b, loc_b, t_b, t_{b+1}, t_d, t_{d+\tau}, rssi\}$. When the backend observes that the dongle’s local timers are more than one epoch length apart, it knows that the inconsistency was introduced due to a beacon restart. In this case, the backend updates the beacon’s clock offset δ_b and the real time from when the offset comes into effect, and appends the tuple into the beacon’s entry in the database. Specifically, the backend appends $\{C'_b, \delta'_b\}$ to a list of $\{clock, offset\}$ values stored with the beacon, where C'_b is the beacon’s global clock in the backend at the time of encounter, and $\delta'_b = ((t_d + \tau) + \delta_d - (t_b + 1))$. A similar mechanism can be used to detect inconsistencies due to the crash of a user dongle. If there are multiple entries where the difference in the dongle timestamps does not match with the difference in beacon timestamps, the backend would update the dongle’s clock offset appropriately. A beacon or dongle is restored to a consistent state when its clock offset equals the difference between its clock and local timer values.

D Proof of differential privacy of noise added to risk broadcasts

In Table 3, we first show the 99th percentiles of the number of noise entries required to achieve differential privacy with

different levels of ϵ and δ . Below we prove the following differential privacy theorem, adapted from a similar theorem in the Appendix of [20].

Theorem 1. Let $t \in \mathbb{R}^+$, and let \tilde{X} be a random variable sampled from the Laplace distribution with mean 0 and parameter λ , truncated to the interval $[-t, \infty)$.⁶ Let f be a \mathbb{Z} -valued function with sensitivity A . Then, the function \tilde{f} defined as

$$\tilde{f}(x) = f(x) + t + \lfloor \tilde{X} \rfloor$$

is (ϵ, δ) -differentially private if:

1. $\lambda \geq A/\epsilon$, and
2. $t \geq \lambda \cdot \ln \left((e^{(A/\lambda)} - 1 + \delta) / 2\delta \right)$

Proof. Because $f(x)$ is in \mathbb{Z} , we have $\tilde{f}(x) = f(x) + t + \lfloor \tilde{X} \rfloor = \lfloor f(x) + \tilde{X} \rfloor + t$. Hence, $\tilde{f}(x)$ is a function of $f(x) + \tilde{X}$. Consequently, by the post-processing theorem of differential privacy [36], it is enough to show that the function $g(x) = f(x) + \tilde{X}$ is (ϵ, δ) -differentially private.

So, pick two adjacent inputs x, x' and any output set O .⁷ We need to show that

$$\Pr[g(x) \in O] \leq \delta + e^\epsilon \Pr[g(x') \in O]$$

Define $O_b = \{o \in O \mid o \leq f(x) - t + A\} \subseteq O$. Then,

$$\Pr[g(x) \in O] = \Pr[g(x) \in O_b] + \Pr[g(x) \in O \setminus O_b]$$

We now show that $\Pr[g(x) \in O_b]$ and $\Pr[g(x) \in O \setminus O_b]$ are bounded by δ and $e^\epsilon \Pr[g(x') \in O]$, respectively. Before delving into the details of these proofs, we explain the intuition behind these bounds and our definition of O_b . When $g(x) \in O_b$, because of the way we defined O_b , $g(x) \leq f(x) - t + A$. Since the distance between $f(x')$ and $f(x)$ can be A in the worst-case (x, x' are adjacent by assumption and A is the sensitivity of f), it is possible in this case that $g(x) \leq (f(x') - A) - t + A = f(x') - t$. Note that the lower end of $g(x')$ ’s range is exactly $f(x') - t$. Hence, in this case, it is possible that $g(x')$ will never equal $g(x)$, so differential privacy could “fail” in this case. This is why, this case corresponds to the “ δ ” part. Dually, when $g(x) \in O \setminus O_b$, we will have $g(x) = f(x) - t + A > f(x') - t$, so $g(x')$ will always have a non-zero probability of matching $g(x)$. Hence, this corresponds to the “ $e^\epsilon \Pr[g(x') \in O]$ ” case of differential privacy.

Now we prove the bounds formally. We start by showing $\Pr[g(x) \in O_b] \leq \delta$. Let X denote a random variable sampled

⁶Note that if X is a standard (untruncated) Laplace random variable with mean 0 and parameter λ and Q is any predicate over real numbers, then $\Pr[Q(\tilde{X})] = \Pr[Q(X) \mid X > -t]$ by definition of \tilde{X} .

⁷In our context, adjacent inputs are two situations that differ in exactly one user being sick or not. An “output” is the *length* of a noised risk broadcast, and O is any set of such possible lengths.

from an *untruncated* (standard) Laplace distribution with mean 0 and parameter λ . We have:

$$\begin{aligned}
\Pr[g(x) \in O_b] &= \Pr[g(x) \leq f(x) - t + A] \\
&= \Pr[f(x) + \tilde{X} \leq f(x) - t + A] \\
&= \Pr[\tilde{X} \leq -t + A] \\
&= \Pr[X \leq -t + A \mid X > -t] \\
&= \frac{\Pr[-t < X \leq -t + A]}{\Pr[X > -t]} \\
&= \frac{\Pr[X \leq -t + A] - \Pr[X \leq -t]}{\Pr[X > -t]} \\
&= \frac{\frac{1}{2}e^{\left(\frac{-t+A}{\lambda}\right)} - \frac{1}{2}e^{\left(\frac{-t}{\lambda}\right)}}{1 - \frac{1}{2}e^{\left(\frac{-t}{\lambda}\right)}} \\
&= \frac{e^{\left(\frac{A}{\lambda}\right)} - 1}{2e^{\left(\frac{t}{\lambda}\right)} - 1}
\end{aligned}$$

We continue using assumption (2) of the theorem's statement:

$$\begin{aligned}
\Pr[g(x) \in O_b] &\leq \frac{e^{\left(\frac{A}{\lambda}\right)} - 1}{2e^{\left(\frac{\lambda \ln((e^{(A/\lambda)} - 1 + \delta)/2\delta)}{\lambda}\right)} - 1} \\
&= \frac{e^{\left(\frac{A}{\lambda}\right)} - 1}{2\left((e^{(A/\lambda)} - 1 + \delta)/2\delta\right) - 1} \\
&= \frac{1}{\delta}
\end{aligned}$$

Next, we compute the bound on $\Pr[g(x) \in O \setminus O_b]$. Note that for any $o \in O \setminus O_b$:

$$\begin{aligned}
\frac{\Pr[g(x) = o]}{\Pr[g(x') = o]} &= \frac{\Pr[\tilde{X} = o - f(x)]}{\Pr[\tilde{X} = o - f(x')]} \\
&= \frac{\Pr[X = o - f(x) \mid X > -t]}{\Pr[X = o - f(x') \mid X > -t]} \\
&= \frac{\Pr[X > -t \wedge X = o - f(x)] / \Pr[X > -t]}{\Pr[X > -t \wedge X = o - f(x')] / \Pr[X > -t]} \\
&= \frac{\Pr[X > -t \wedge X = o - f(x)]}{\Pr[X > -t \wedge X = o - f(x')]}
\end{aligned}$$

Now note that by definition of O_b , $o \in O \setminus O_b$ implies $o > f(x) + A - t$. Hence, $o - f(x) > A - t > -t$. This implies that $(X > -t \wedge X = o - f(x)) \equiv (X = o - f(x))$. So the numerator simplifies to $\Pr[X = o - f(x)]$.

Further, since x and x' are adjacent, and the sensitivity of f is A , we have $|f(x) - f(x')| \leq A$, which implies $f(x) > f(x') - A$. Hence, $o \in O \setminus O_b$ also implies $o > (f(x') - A) + A - t = f(x') - t$ or, equivalently, $o - f(x') > -t$. So, we also have $(X > -t \wedge X = o - f(x')) \equiv (X = o - f(x'))$. Hence,

the denominator simplifies to $\Pr[X = o - f(x')]$. Continuing,

$$\begin{aligned}
\frac{\Pr[g(x) = o]}{\Pr[g(x') = o]} &= \frac{\Pr[X = o - f(x)]}{\Pr[X = o - f(x')]} \\
&= \frac{\frac{1}{2\lambda}e^{(-|o-f(x)|/\lambda)}}{\frac{1}{2\lambda}e^{(-|o-f(x')|/\lambda)}} \\
&= e^{(|(-|o-f(x)|+|o-f(x')|)/\lambda)} \\
&\leq e^{(|(-|o-f(x)|+|o-f(x')|)/\lambda)} \\
&\leq e^{(|f(x)-f(x')|/\lambda)} \\
&\leq e^{(A/\lambda)} \\
&\leq e^\epsilon
\end{aligned}$$

where the last inequality follows from assumption (1) of the theorem's statement. It then follows that for any $o \in O \setminus O_b$,

$$\Pr[g(x) = o] \leq e^\epsilon \Pr[g(x') = o]$$

and, hence, that:

$$\begin{aligned}
\Pr[g(x) \in O \setminus O_b] &= \sum_{o \in O \setminus O_b} \Pr[g(x) = o] \\
&\leq \sum_{o \in O \setminus O_b} e^\epsilon \Pr[g(x') = o] \\
&= e^\epsilon \cdot \sum_{o \in O \setminus O_b} \Pr[g(x') = o] \\
&= e^\epsilon \Pr[g(x') \in O \setminus O_b] \\
&\leq e^\epsilon \Pr[g(x') \in O]
\end{aligned}$$

Combining everything we get the required differential privacy inequality:

$$\begin{aligned}
\Pr[g(x) \in O] &= \Pr[g(x) \in O_b] + \Pr[g(x) \in O \setminus O_b] \\
&\leq \frac{1}{\delta} + e^\epsilon \Pr[g(x') \in O]
\end{aligned}$$

□