

MAAC: Novel Alert Correlation Method To Detect Multi-step Attack

Xiaoyu Wang^{1,2}, Lei Yu^{1,2}, Houhua He¹, Xiaorui Gong^{1,2}

¹Institute of Information Engineering, Chinese Academy of Sciences

²School of Cyber Security, University of Chinese Academy of Sciences

{wangxiaoyu, yulei, Houhua He, Xiaorui Gong}@iie.ac.cn
Beijing, China

Abstract—With the continuous improvement of attack methods, there are more and more distributed, complex, targeted attacks, and attackers use combined methods to attack. Advanced cyber attacks include multiple stages to achieve the ultimate goal. Traditional intrusion detection systems such as terminal security management tools, firewalls, and other monitoring tools will generate a large number of alerts during the attack. These alerts include attack clues, as well as many false positives unrelated to attacks. Security analysts need to analyze a large number of alerts and find useful clues from them, make correlations, and restore attack scenarios. However, most traditional security monitoring tools cannot correlate alerts from different sources, so many multi-step attacks are still completely unnoticed, requiring manual analysis by security analysts like finding a needle in a haystack. We propose MMAC, a multi-step attack alert correlation algorithm, which reduces repeated alerts and combines multi-stage attack paths based on alert semantics and attack stages. The evaluation results of the dataset and real scene show that MAAC can find and evaluate attack paths from a large number of alerts.

I. INTRODUCTION

With the development of attack defense technology, it is difficult to achieve the desired effect with a single attack footprint. As more devices become available as attack targets, threatening complete attacks will span many hosts to achieve the ultimate goal. This type of attack is completed through a series of steps, called a multi-step attack. When the intrusion detection system (IDS) is used to protect the entire network, a large number of alerts will be generated and reported because the intruder will invade the entire system step by step. Besides, an attack step may be performed frequently or trigger different sensors [1]. These alerts are scattered, indicating that a certain step of the attack has been detected, but the overall attack scenario cannot be described. It takes security analysts a lot of time and energy to find effective alerts from a huge number of alerts, then digs out attack scenarios from these alerts.

However, existing alert correlation algorithm correlates alerts based on characteristics, but ignores the intrinsic relationship of alerts and cannot perform semantic correlation. GAC [1] clusters the alerts and classifies of alerts into one of four types: One-to-One, One-to-Many, Many-to-One, or Many-to-Many. Then the clusters are connected according to

the communication between the hosts to form a complete multi-step attack. Yet, GAC can only identify a few attack scenarios, there are still many such as exploits that cannot be identified. GAC ignores the alert information which is already given by IDS, and only uses IP, port, and protocol as the indicators. Ningpeng’s alert correlation algorithm [2], [3] uses pre-defined alert correlation rules, but this method can only identify known correlation methods.

Our Approach. In this paper, we use the information field of the alert to correlate the alerts and discover the multi-step attack. We vectorize the information field of the alert and aggregate similar alerts into one alert to reduce the duplication of alerts. Meanwhile, the alert information is used to label the attack stage to which the alert belongs. Then connect the alerts belonging to different attack stages to form a complete attack process. Our method has been tested on both the DARPA2000 dataset and the real environment. The results show that this method can compose alerts into an alert correlation graph, and effectively extract the most suspicious attack path from the graph.

The remainder of this paper is structured as follows: Section 2 summarizes related work. Section 3 introduces the threat model and alert correlation method which is evaluated in section 4. Section 5 concludes our work and outlines future work.

II. RELATED WORK

A. Alert Correlation

Alert based multi-step attack detection can be divided into two parts: correlation based on attribute similarity and correlation based on alert internal connection.

Similarity clustering [1] is to cluster similar alerts through attribute similarity detection. This method is based on the principle that alerts shares with similar attributes usually belong to the same attack. [4] clusters alerts and convert them into motif signatures which are the abstract description of the attack.

The inner connection of alert correlates alerts by finding the logical connection relationship of alerts. [2], [3] correlate alerts based on pre-defined attack prerequisites and consequences. This method correlates the alerts that respectively satisfy the prerequisites and consequences conditions, and can find

the logical connection between the alerts. [5] maps alert to attack graph nodes and find suspicious alerts using the Floyd-Warshall algorithm and the diameter value. [6] proposes a machine learning-based system MLAPT. MLAPT implements 8 detection modules to discover different APT steps and then correlates the alerts of the detection modules followed by the prediction module. NODOZE [7] combines alert correlation with Data provenance to solve the problem of alert fatigue. NODOZE generates alert dependency graphs providing security analysts with contextual background information. Many other researches [8], [9], [10], [7], [11], [12], [13], [14] use data provenance as data sources for attack detection. Data provenance records the system runtime status and reveals the relationships between entities. Data provenance is expressed as a directed graph called the provenance graph, which describes data flow between system subjects (e.g., processes) and objects (e.g., files and sockets). Security analysts can analyze the source and impact of attacks through the provenance graph. However, the data provenance-based approaches have the dependence explosion problem. Once a process reads data from a malicious file, all subsequent objects or subjects which using this data are considered malicious [7]. This problem affects the generation speed and size of the provenance graph, which makes security analysts a lot of labor to find attacks from the graph.

B. Natural Language Processing

Natural Language Processing technology (NLP) understands and analyzes natural language. NLP can be used in speech recognition, question-answering systems, machine translation, etc. With the maturity of this technology, its application in the field of information security has gradually expanded. Binary Code Similarity Detection [15], [16] uses natural language processing technology to represent binary code as a vector for similarity comparison. The word2vec model can map each word to a vector to represent the relationship between words. [16] regard instructions as words and basic blocks as sentences, and use word2vec to embedding the instruction. The advantage of this method is that it can solve the cross-architecture code containment problems. This research shows that using the methods, ideas, and techniques in NLP to perform the binary analysis is very promising. Other [17]–[19] use NLP technology to identify phishing emails or malicious tweets.

III. ALERT CORRELATION

In this section, we present the approach of our novel alert correlation. First, we propose a threat model as an example of an attack, then give an overview of the method, and finally introduce each module in detail.

A. Threat Model

The attacker attacks two hosts in the network and exploits the vulnerability through phishing emails or other methods—but only one succeed—installs a backdoor and moves laterally in the intranet. This controlled host carried out vulnerability

exploit attack on other two hosts in the intranet, and only one succeeded to obtain the root privilege of the host. After that, this host attacked the core server in the intranet to obtain secret information. The attack process is shown in Fig. 1.

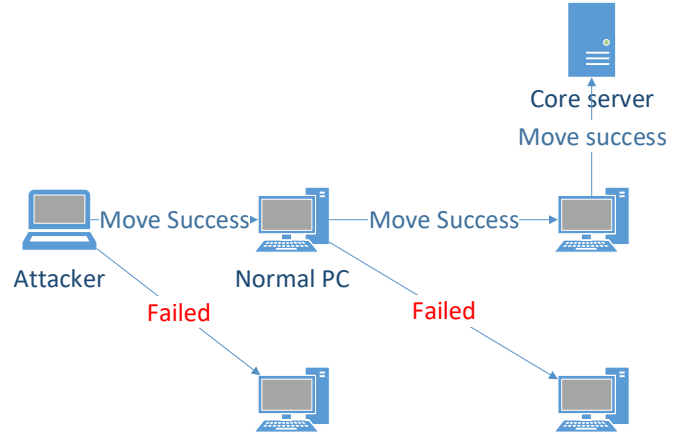


Fig. 1. Threat Model

During the attack phase, the boundary IDS and multiple internal IDSs respectively generated plenty of alert messages. Besides, the terminal security software installed on the hosts also generated a large number of alerts. The alerts are messy and there are many repeated alerts. These alerts obstruct security analysts unable to find out information related to the attack, leading to the hiding of the attack.

B. Overview

In this section, we propose MAAC, a novel method to reduce and correlate the alerts reported by IDS and EDR, which could generate a concise alert graph and traverse to get attack paths. Fig. 2 describes the key phases of MAAC. Note that MAAC focuses on alert processing, and how the alert is generated is beyond the scope of this research.

MAAC can discover the relationship between alerts generated by different sensors and restore the attack scenario. First, the MAAC combines the repeats alert in order to reduce the alert. It measures the similarity between alerts according to the alert information. Then MAAC generates an alert correlation graph based on the attack stage. Finally, MAAC sorts the nodes in the graph and traverses to obtain suspicious attack paths. The input of MAAC is the alerts from multiple sources, while the output of MAAC is the attack paths and its ranking.

C. Alert Reduction

The novel alert reduction method uses the alert description field, which is the most useful attribute in an alert. There are a large number of sensors and detection tools in the network which generate a large number of alerts. Thus many of these alerts are repeated. For example, multiple sensors will detect the same exploit and generate different alert messages. These

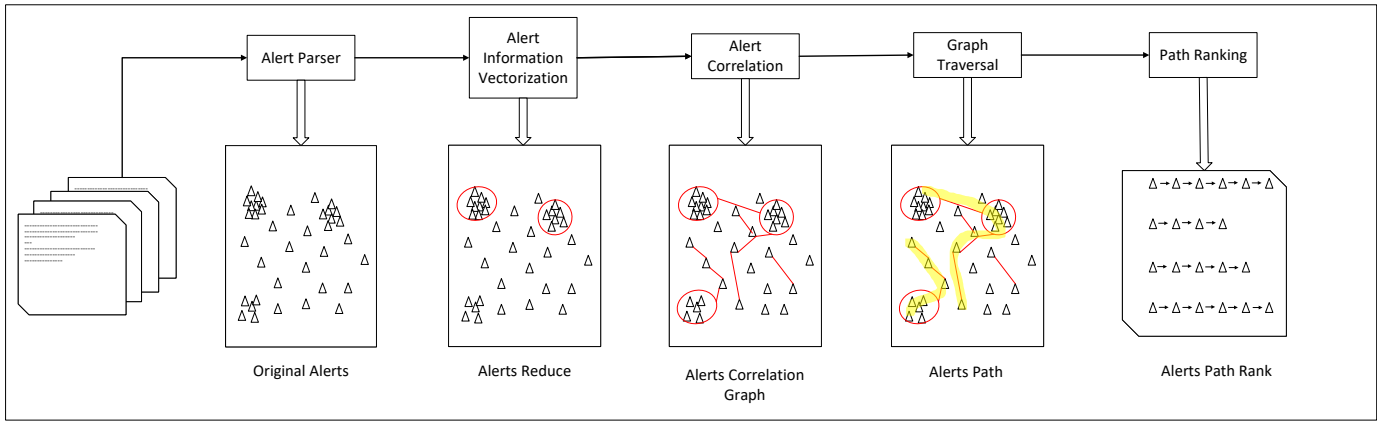


Fig. 2. System Design of MAAC

sensors will generate an alert with description information. Table I is the alert field generated by the general sensor. The alert message (also called the feature code) provides a valuable description of the alert, which is the clue that distinguishes the alert from each other. MAAC reduce alerts based on the similarity of information. Alerts with similar msg fields are more likely to belong to the same attack stage.

TABLE I
ALERT FIELDS

Timestamp	Msg/Signature	Src	Dst
Trigger time	Alert detail description	source ip	Destination ip
Proto	dgmlen	Srcport	Dstport
Protocol	Datagram length	Source port	Destination port

The Doc2vec [20] paragraph vector method is an unsupervised algorithm that can learn from the variable-length text (such as sentences, paragraphs, and documents) to obtain fixed-length feature representations. We use Doc2vec to get the vector of alert information. In the training phase, each alert information that all IDS can generate is used as a paragraph of the doc2vec algorithm. Calculate the cosine distance of the generated vector, and those that exceed the threshold are regarded as different representations of the same security event.

If a host is attacked by the same attacker within a time interval and generates consecutive but different alerts, and the information fields of these alerts are similar, then these alerts can be combined into the same super alert. When combining the repeated alerts into one super alert, we record the number of repeated alerts as a reference weight. The alert reduction procedure corresponds to Algorithm 1.

D. Alert graph generate

The alert graph generation has two stages, first is the correlation of the alerts generated on the same host, and then is the correlation of the alerts between the hosts.

For the alerts from the same source IP, connect these alerts in chronological order. Attacks from the same host belong to the same attacker and can present the entire attack stage. For

Algorithm 1 Alert Reduction Algorithm

Input: Alert Set Generated by Monitor $Set_{allalert}$; Trained Doc2Vec Model $Doc2Vec$;
Output: Reduced Alert Set $Set_{reduced}$;

- 1: **for** $host_i$ in $hostset$ **do**
- 2: $Set_{host} = Set_{allalert}$ with The Same Destination Host;
- 3: $Set_{orderedhostalert} = ChronologicOrder(Set_{host})$;
- 4: **for** A in $Set_{orderedhostalert}$ **do**
- 5: $Vec_{alert} += Doc2Vec(A_{information})$;
- 6: **end for**
- 7: $Set_{reducedhostalert} = Combine(Continuous-similar alerts)$;
- 8: $Set_{reduced} += Set_{reducedhostalert}$
- 9: **end for**

example, the attacker will use SQL injection and XSS attacks to test whether the target host has vulnerabilities. These attacks should be recorded in the attack scenario and appear in the final attack path.

According to the attack steps, MAAC divides alerts into four types: scan, exploit, get-access-privilege, and post-attack. The scan is the first step in an attack. The multi-step attack's goal is to detect and collect information in various ways to prepare for subsequent attacks. In addition to detection in the traditional method, it also includes collecting information through social engineering. Exploit is a specific attack process, including direct attack through vulnerabilities or running malicious documents through users. When the attack is successful, the attacker needs to obtain the permission of the victim host to control it and perform subsequent attacks. Therefore, one of the indicators for judging whether the attack is successful is whether there is permission acquisition. After successfully attacking a host, the attacker will carry out follow-up actions such as information theft, which is a post-attack. The actions of the attacker at each stage are shown in the following table II.

TABLE II
ALERT FIELDS

Alert Stage	Alert type
Scan	IP address scan, port scan, version scan, Vulnerability scan, social engineering
Exploit	Malicious file, command injection
Get-Access-Privilege	SSH login, RDP login, shell connect
Post-Attack	Data transfer, command&control

Assuming that there is an alert A_1 of type "Get-Access-Privilege" on the host H_1 , MAAC records the time when the alert is triggered, which is recorded as the promised-time. For the alert sequence between host H_1 and host H_2 , connect the first alert after the alert time to alert A_1 . The ultimate goal of an attack is to gain control of the host, so there is a process of penetration attempts and root connection with the attacker (if successful). If a host successfully penetrates, all subsequent activities against other hosts can be considered attack activities. If host H_1 has multiple alerts to host H_2 after raised-time, only the alert with the closest time will be selected. For example, an attacker will obtain the root authority of the first H1 after trying various attack methods, and then use this host to attack other hosts. In this case, the first victim host H_1 will generate a "Get-Access-Privilege" type alert. After the alert is issued, subsequent alerts generated on H_2 are part of the entire attack process of attacking H2 after attacking H_1 . The algorithm of graph generation is shown in Algorithm 2.

Algorithm 2 Alert Graph Generation Algorithm

Input: reduced alert set $Set_{reduced}$

Output: alert graph $Graph_{alert}$

```

1:  $Set_{classified} = \text{Classify}(Set_{reduced});$ 
2:  $Set_{host} = Set_{classified}$  with Same Destination Host;
3:  $OrderSet_{host} = \text{ChronologicOrder}(Set_{host});$ 
4: for  $OrderSet_{host_i}$  in  $OrderSet_{host}$  do
5:    $A_{i_{stage3}} = \text{GetStage3Alert}(OrderSet_{host_i})$ 
6:   for  $A_j$  in  $OrderSet_{host_j}$  do
7:     if  $A_{j_{time}} > A_{i_{stage3_{time}}}$  and  $A_{j_{sip}} = host_i$  then
8:        $\text{AddEdge}(A_{i_{stage3}}, A_j);$ 
9:       Break;
10:    end if
11:  end for
12: end for

```

E. Alert path Evaluation

After generating the alert graph, MAAC finds all paths with 3 or more nodes by traversing the graph. The path with too few nodes is just a one-step attack, which exceeds the scope of our research. There may be multiple paths in the alert map, calculate the probability of each path to get the most likely path.

Judging the accuracy of the path requires judging the reliability of the alert. The reliability of alert is related to the type of alert, source IP, and destination IP. Therefore, the suspiciousness of the host needs to be calculated first. The PageRank algorithm uses the number and quality of

hyperlinks between web pages as the main factors to analyze the importance of web pages. MAAC regard each host as a web page and use alert as the directed edge of the link between the hosts. The basic assumption of PageRank is: more important pages are often quoted more by other pages, that is, there will be more hyperlinks to the page from other pages. For the host, the host with more attacks has more alerts connected to it, that is, the suspiciousness is higher.

The importance of the host is also related to the type of alert. MAAC uses the number of alert types on the host as one of the indicators to evaluate the suspiciousness of the host. When there are multiple types of attacks on a host, the host may have been attacked or even successfully attacked. When there are multiple types of attacks on a host, the host may have been attacked or even successfully attacked.

The host suspiciousness is calculated in (1). $PageRank(h)$ is the PageRank result of the host, and $|AlertType_h|$ is the number of alert types on the host.

$$Suspicious_h = PageRank(h) + |AlertType_h| \quad (1)$$

After evaluating the suspiciousness of the host, we can evaluate the reliability of the alert. In (2), $Suspicious_{sip}$ and $Suspicious_{dip}$ represent the suspiciousness of the source IP and destination IP hosts of the alert, respectively. It is notable that when the alert is generated by EDR or host-based IDS and there is no source IP, only the IP of the host is used. $AlertType$ is the original score of alert. According to different types, alerts have original values. The initial value of scan is 1, exploit is 2, Get-Access-Privilege is 3, and 4 for Post-Attack. The suspiciousness of the path is the sum of all alert values in the path, as shown in (3).

$$Reliability_a = Suspicious_{sip} + Suspicious_{dip} + AlertType \quad (2)$$

$$Score_{path} = \sum_{i=1}^n Reliability_{a_i} \quad (3)$$

IV. EVALUATION

We evaluate our alert correlation algorithm MAAC on real-world datasets and the real attack environment. Alerts are needed to test this method, but there is currently no data set related to alert. Therefore, we use artificial data sets to assist testing. The artificial data set is expanded on the basis of the xxx attack. We use *python* to achieve alert reduce, alert correlation graph generation, graph traversal, and path evaluation. The visualization of the graph is implemented using Graphviz.

A. NLP Evaluation

MAAC uses Doc2vec to vectorize the alert informaion field, integrates similar alerts, and clusters alerts to obtain the category of alerts. MAAC uses the logistic regression model to classify the vectors, and obtains the accuracy of 90.56% and

the F1 value of 90.47%. The ROC curve of the classification method is shown in the Fig. 3. The auc value of MAAC using Doc2vec model and logistic regression algorithm is above 0.9. It shows that MAAC can accurately vectorize and classify alerts.

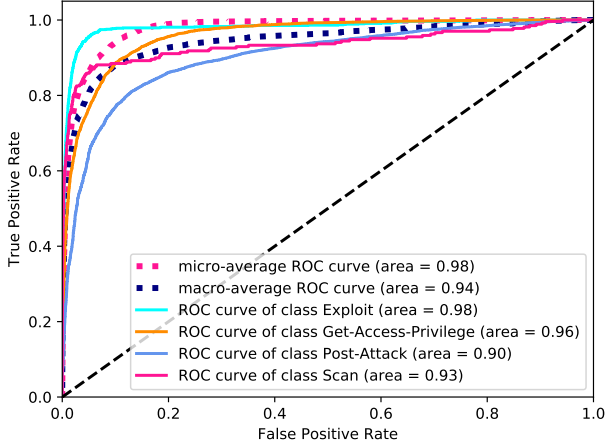


Fig. 3. ROC curve of MAAC

B. Real-World Dataset

We test MAAC on the DARPA 2000 LLDOS1.0 dataset [21]. In this data set, the attacker first sends ICMP echo-requests to scan the surviving hosts, then attempts the sadmind Remote-to-Root exploit several times against each host, each time with different parameters. There are 6 exploit attempts on each potential victim host and finally successfully breaks into and controls three hosts (172.16.115.20, 172.16.112.50, 172.16.112.10) in the network using the Sadmind service vulnerability of the host. Then she uploads and installs the Mstream DDoS program to the controlled host, and launches an attack on the target server.

For alert reduction, we use the compression rate (Equation (4)) to evaluate the effect of the algorithm. To measure the detection ability and correctness of the path, we used two measurement indicators in [2]: *detect rate* and *false path rate*. *detect rate* is the the ratio of detected attack paths to all attack paths. *False path rate* is the rate of reporting wrong paths as attack path. The calculation method is shown in (5), (6).

$$R_c = \frac{\text{reduced alerts}}{\text{alerts total count}} \quad (4)$$

$$\text{detect rate} = \frac{\text{reported attack path}}{\text{all attack path}} \quad (5)$$

$$\text{false path rate} = 1 - \frac{\text{correctly reported path}}{\text{all report path}} \quad (6)$$

We use snort version 2.9 to generate alerts, with 2900 rule set and Emerging-Threats rule set [22] for traffic detection and correlate the discovered alerts. It should be noted that

MAAC is used to correlate alerts instead of generating alerts, so generating alerts is beyond the scope of this article. There are a total of 1268 alerts in this data set. After alert reduction, there are 184 alerts, which reduces the number of alerts by 85%, that is $R_c = 85\%$. A total of 28 paths were generated, of which were 11 paths with 3 or more nodes. Among these 11 paths, the top 3 paths with higher scores can describe the entire attack process, as shown in the Fig. 4. MAAC detect all attack paths, the *detect rate* is 100%. If select the first 3 paths to report as attack paths, the *false path rate* is 0, if select 5, the *false path rate* is 18.18%.

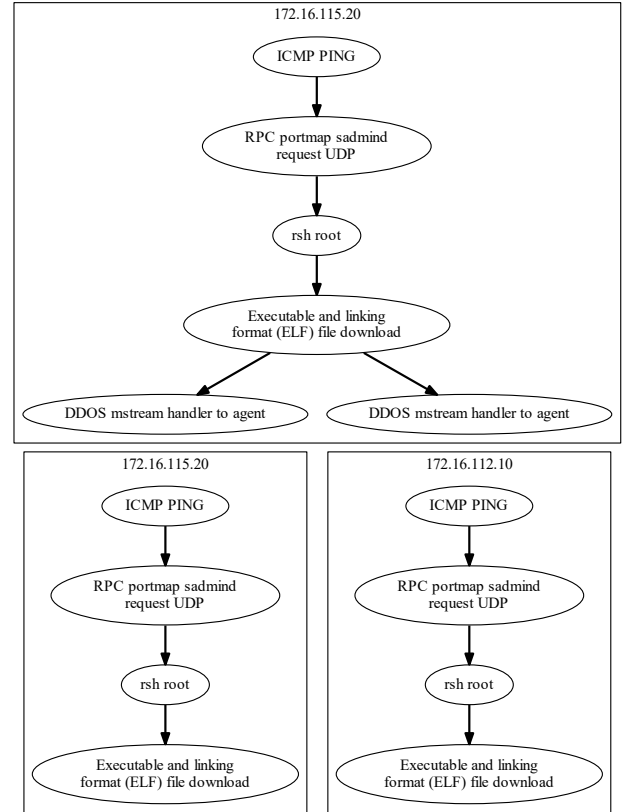


Fig. 4. Multi-step attack path recovered by MAAC. The attacker (202.77.162.213) first detects the surviving host, then uses the Sadmind vulnerability to attack, gain root privileges, install Mstream DDoS software, and finally issue control commands to the master host (172.16.115.20), which controls the other two hosts (172.16.112.50, 172.16.112.10).

We compare MAAC with Ning Peng's method [2]. It uses pre-defined rules to correlate alerts. MMAC clusters, categorizes, and correlates alerts based on the attack stage of the alert. MMAC can successfully find attack paths and sort them. [2] only correlates alerts that exist corresponding rules in knowledge base. Comparison of the two in the Table III.

V. CONCLUSION

We propose an approach of alert reduction and correlation to solve the problem of the alert explosion. Our method gives

TABLE III
ABILITY TO GENERATE ALERT PATHS

Dataset	method	#alert	#path	#Detection Rate	#False alert(path) rate	Need Prior Knowledge
LLDOS 1.0	ning peng	57	-	56.18%	5.26%	yes
	MMAC	14	3	100%	0	no

possible attack paths and their ranking, as well as the ranking of suspicious hosts. This method does not require prior knowledge, and can reduce irrelevant and similar alerts. Through this method, security analysts can reduce their workload and focus on analyzing attack scenarios. We tested the effectiveness of this method in real and simulated environments. The results show that this method can reduce repeated alerts by 85%, and provide critical paths and their scores.

REFERENCES

- [1] S. Haas and M. Fischer, "Gac: graph-based alert correlation for the detection of distributed multi-step attacks," pp. 979–988, 2018. I, II-A
- [2] P. Ning, Y. Cui, and D. S. Reeves, "Constructing attack scenarios through correlation of intrusion alerts," pp. 245–254, 2002. I, II-A, IV-B, IV-B, IV-B
- [3] —, "Analyzing intensive intrusion alerts via correlation," pp. 74–94, 2002. I, II-A
- [4] S. Haas, F. Wilkens, and M. Fischer, "Efficient attack correlation and identification of attack scenarios based on network-motifs," in *2019 IEEE 38th International Performance Computing and Communications Conference (IPCCC)*, 2019, pp. 1–11. II-A
- [5] S. Roschke, F. Cheng, and C. Meinel, "A new alert correlation algorithm based on attack graph," in *Computational Intelligence in Security for Information Systems*, Á. Herrero and E. Corchado, Eds. Berlin, Heidelberg: Springer Berlin Heidelberg, 2011, pp. 58–67. II-A
- [6] I. Ghafir, M. Hammoudeh, V. Prenosil, L. Han, R. Hegarty, K. Rabie, and F. J. Aparicio-Navarro, "Detection of advanced persistent threat using machine-learning correlation analysis," *Future Generation Computer Systems*, vol. 89, pp. 349 – 359, 2018. [Online]. Available: <http://www.sciencedirect.com/science/article/pii/S0167739X18307532> II-A
- [7] W. U. Hassan, S. Guo, D. Li, Z. Chen, K. Jee, Z. Li, and A. Bates, "Nodoze: Combatting threat alert fatigue with automated provenance triage." 2019. II-A, II-A, II-A
- [8] S. T. King and P. M. Chen, "Backtracking intrusions," pp. 223–236, 2003. II-A
- [9] S. T. King, Z. M. Mao, D. Lucchetti, and P. M. Chen, "Enriching intrusion alerts through multi-host causality." 2005. II-A
- [10] X. Sun, J. Dai, P. Liu, A. Singhal, and J. Yen, "Towards probabilistic identification of zero-day attack paths," pp. 64–72, 2016. II-A
- [11] N. Hossain, S. M. Milajerdi, J. Wang, B. Eshete, R. Gjomemo, R. Sekar, S. D. Stoller, and V. N. Venkatakrishnan, "Sleuth: Real-time attack scenario reconstruction from cots audit data." pp. 487–504, 2017. II-A
- [12] A. Bates, D. Tian, K. R. B. Butler, and T. Moyer, "Trustworthy whole-system provenance for the linux kernel," pp. 319–334, 2015. II-A
- [13] Y. Liu, M. Zhang, D. Li, K. Jee, Z. Li, Z. Wu, J. Rhee, and P. Mittal, "Towards a timely causality analysis for enterprise security." 2018. II-A
- [14] X. Han, T. Pasquier, A. Bates, J. Mickens, and M. Seltzer, "Unicorn: Runtime provenance-based detector for advanced persistent threats," 2020. II-A
- [15] S. H. H. Ding, B. C. M. Fung, and P. Charland, "Asm2vec: Boosting static representation robustness for binary clone search against code obfuscation and compiler optimization," in *2019 IEEE Symposium on Security and Privacy (SP)*, 2019, pp. 472–489. II-B
- [16] F. Zuo, X. Li, P. Young, L. Luo, Q. Zeng, and Z. Zhang, "Neural machine translation inspired binary code similarity comparison beyond function pairs," *Network and Distributed Systems Security (NDSS) Symposium 2019*, Jan 2019. [Online]. Available: <http://par.nsf.gov/biblio/10119152> II-B, II-B
- [17] M.-C. Yang and H.-C. Rim, "Identifying interesting twitter contents using topical analysis," *Expert Systems with Applications*, vol. 41, no. 9, pp. 4330 – 4336, 2014. [Online]. Available: <http://www.sciencedirect.com/science/article/pii/S0957417414000141> II-B
- [18] J. Martinez-Romo and L. Araujo, "Detecting malicious tweets in trending topics using a statistical analysis of language," *Expert Systems with Applications*, vol. 40, no. 8, pp. 2992 – 3000, 2013. [Online]. Available: <http://www.sciencedirect.com/science/article/pii/S0957417412012560> II-B
- [19] R. B. Banet and A. H. Sung, "Classifying phishing emails using confidence-weighted linear classifiers." II-B
- [20] Q. Le and T. Mikolov, "Distributed representations of sentences and documents," ser. *Proceedings of Machine Learning Research*, E. P. Xing and T. Jebara, Eds., vol. 32, no. 2. Beijing, China: PMLR, 22–24 Jun 2014, pp. 1188–1196. [Online]. Available: <http://proceedings.mlr.press/v32/le14.html> III-C
- [21] "2000 DARPA INTRUSION DETECTION SCENARIO SPECIFIC DATASETS." [Online]. Available: <https://www.ll.mit.edu/r-d/datasets/2000-darpa-intrusion-detection-scenario-specific-datasets> IV-B
- [22] "EmergingThreats snort rule set." [Online]. Available: <https://rules.emergingthreats.net/open/snort-2.9.0/> IV-B

IEEE conference templates contain guidance text for composing and formatting conference papers. Please ensure that all template text is removed from your conference paper prior to submission to the conference. Failure to remove the template text from your paper may result in your paper not being published.