

# User-based Network Embedding for Collective Opinion Spammer Detection

Ziyang Wang<sup>a</sup>, Wei Wei<sup>a,\*</sup>, Xian-Ling Mao<sup>b</sup>, Guibing Guo<sup>c</sup>, Pan Zhou<sup>a</sup>,  
Shanshan Feng<sup>d</sup>

<sup>a</sup>*Cognitive Computing and Intelligent Information Processing (CCIIP) Laboratory, School of Computer Science and Technology, Huazhong University of Science and Technology, China*

<sup>b</sup>*School of Computer Science and Technology, Beijing Institute of Technology, China*

<sup>c</sup>*Software College, Northeastern University, China*

<sup>d</sup>*Inception Institute of Artificial Intelligence, UAE*

---

## Abstract

Due to the huge commercial interests behind online reviews, a tremendous amount of spammers manufacture spam reviews for product reputation manipulation. To further enhance the influence of spam reviews, spammers often collaboratively post spam reviews within a short period of time, the activities of whom are called *collective opinion spam campaign*. As the goals and members of the spam campaign activities change frequently, and some spammers also imitate normal purchases to conceal identity, which makes the spammer detection challenging. In this paper, we propose an *unsupervised* network embedding-based approach to jointly exploiting different types of relations, *e.g.*, direct common behaviour relation and indirect co-reviewed relation to effectively represent the relevances of users for detecting the collective opinion spammers. The average improvements of our method over the state-of-the-art solutions on dataset *AmazonCn* and *YelpHotel* are [14.09%,12.04%] and [16.25%,12.78%] in terms of *AP* and *AUC*, respectively.

**Keywords:** Spam Detection, Collective Spammer, Network Embedding, Signed Network

---

---

\*Corresponding author

*Email address:* `weiw@hust.edu.cn` (Wei Wei)

## 1. Introduction

Online reviews are valuable source of reference for decision-making, and thus massive volume of spammers are attracted to post malicious generated reviews to promote/demote the target products. As opposed to individual spammers, collusive spammers are more harmful as they can easily propagate deceptive reviews for dominating the opinions of target products within a short period, and their activities are called *collective opinion spam campaign*. As such, it is highly valuable and desirable to develop an effective algorithm in accurately capturing collusion signals for collective opinion spammer detection. The review spam detection problem has attracted extensive attentions. Although these methods have greatly advanced the problem, they still easily fail due to the facts: *Firstly*, previous *supervised*-based methods formulate it as a classification task, whose performance often heavily rely on the scale of labeled data [1, 2, 3, 4]. Nevertheless, manual labeling spam reviews is extremely difficult [5]. *Secondly*, there exist several attempts for the spammer detection problem in an *unsupervised* fashion: (i) Previous *linguistic*-based methods typically have poor performance as the reviews are usually manipulated by spammers who would fine-tune their language [6, 7]; and (ii) Many *behavior*-based approaches focus on modeling highly-visible behaviors [8, 9, 10, 4] or temporal factors (*e.g.*, co-bursting) [11, 12, 13, 14, 15, 16] for detecting spammers. However, some spammers also make normal purchases to conceal identity, and thus such features are also not reliable for tackling the spammer detection problem.

Recently, exist several efforts have been dedicated to research on spammer detection by modeling the user-group-product relations over behavior features [17, 18, 19]. These efforts usually focus on extracting discriminative features (*i.e.*, pointwise or pairwise features) from *direct* common behaviour relations (which are called direct relations). However, spammers are often required to balance workload within spam campaigns for evading detection, and thus it is insufficient to capture the collusion signals by modeling the direct relation alone. Intuitively, spammers are usually engaged repeatedly for different col-

lective opinion spam campaigns and colluders are likely to share more common neighbors within the same spam-campaigns (even without direct collusion relation), and thus the combination of the *direct* and *indirect* collusion relation (which refers to indirect associations with multiple steps, *e.g.*, *k*-steps, along with the neighborhood structures of colluders, which are called *indirect* relation) is a relatively stationary collusion signal, which is not easily manually manipulated.

To this end, in this work we propose a *unsupervised* network embedding-based approach to learning the user embeddings by jointly exploiting the different types of relations (*i.e.*, *direct* relation and *indirect* relation) between pairwise users for *collective opinion spam detection*.

The main contributions of our proposed method can be summarized as follows: i) **To be our best knowledge**, we are the first to jointly learning the direct relevance and indirect relevance for collective spammers detection; ii) We develop a signed network composed of positive and negative links, in which the direct relevance measures the degree of being colluders in the signed network, and the indirect relevance measures the potential possibility of being colluders via a *k*-step neighborhood proximity over the signed network; iii) Extensive experiments conducted on two real-world datasets demonstrate our proposed method significantly outperforms the state-of-the-arts.

## 2. Related Work

We categorize the the existing work on the opinion spam detection into two groups, *i.e.*, *linguistic*-based, *behavior*-based.

**Linguistic-based Spam Detection.** Linguistic-based methods aim at extracting the discriminative linguistic features to differentiate the fake users from normal ones. For example, these methods identify review spams according to linguistic clue [5, 20, 21], writing-style feature [22], syntactic pattern [23], LDA-based topic model [24], Bayesian generative model [17], positive-unlabeled learning [24], frame-based model [25], and document-level features [2]. How-

ever, Mukherjee *et al.* [26] show that linguistic-based features are ineffective for spam detection problem. In contrast, our proposed model focuses on modeling spam-campaign characteristics (*excluding* textual features) within a unified *unsupervised* framework to explore the direct/indirect *user-user* relations of users to capture the collusion signals.

**Behavior-based Spam Detection.** Behavior-based spam detection aims at detecting a set of *collective* malicious manipulation of online reviews according to behavior-based features. Lim *et al.* [8] study the rating behavioral characteristics for review spammer detection. Jindal *et al.* [9] find unexpected rules to represent suspicious behaviors of reviews based on the *unusual* review patterns. Li *et al.* [10] propose a co-training method based on the extracted review-based/reviewer-based features for identifying spammers. Li *et al.* [4] propose to employ a coupled hidden Markov model to discover co-bursting behavior patterns.

Li *et al.* [27] focus on the cold-start problem by using user behavior representation. Several efforts [11, 12, 13, 14, 15, 16] have also dedicated to research on temporal factors for spam detection. However, some spammers also make normal purchases to conceal identity, which affects the effectiveness of these spammer detection methods. Hence, the approaches that heavily rely on *shallow behavior features* or *temporal factors* are insufficient for accurately identifying the spammers.

There have been numerous attempts to detect spammers by modeling the user-group-product relations over behavior features. Mukherjee *et al.* [26] rank collusion spam groups over user-group-product relations for detection. Ye *et al.* [6] estimate the likelihood of products being spam campaign target for inferring spammers. Rayana *et al.* [28] utilize a loopy belief propagation model to infer spammers by extracting relational features, which is then extended by introducing active inference[29]. Wang *et al.* [3] learn the user embeddings generated by tensor decomposition for training a spam review classifier. Liu *et al.* [30] mainly focus on graph topology and temporal information for detecting fraud

users. Xu *et al.* [31] propose a regularized matrix factorization model to obtain reviewer behavior embeddings. Kaghazgaran *et al.* [32] pre-train a spammer classifier by modeling structurally similar users within a three-phase framework. Kumar *et al.* [19] iteratively calculate three quality metrics for spammer detection. Wang *et al.* [33] design a loopy belief propagation based algorithm to detect spammer groups. Additionally, You *et al.* [18] develop a unified deep learning architecture to tackle the cold-start problem in spam review detection. However, the spam campaigns might balance workloads of spammers to evade detection. These existing methods use *shallow relational* information, *i.e.*, directly connected users (called *direct* relation) while neglecting *indirect* relations (*i.e.*, indirectly connected users, called *indirect* relation), and they easily fail for the spammer detection task. In contrast, we focus on modeling user behavioral information within a unified *unsupervised* architecture to explore the direct/indirect *user-user* relations among reviewers for detection.

### 3. Problem Statement and Notations

Let  $\mathbf{P} = \{p_j\}_{|\mathbf{P}|}$  be the set of items over a set of product categories  $\mathbf{C} = \{c_i\}_{|\mathbf{C}|}$ ;  $\mathbf{U} = \{u_i\}_{|\mathbf{U}|}$  and  $\mathbf{X} = \{\mathbf{x}_{ij}\}_{|\mathbf{X}|}$  be the set of users and the records of their reviews, where  $\mathbf{x}_{ij} \in \mathbf{X}$  denotes the reviews posted by  $u_i$  on product  $p_j$ , since a user  $u_i$  might post different reviews for the same product  $p_j$  owing to multiple purchases. As such, a 4-tuple  $(u_i, p_j, r, t)$  denotes the review generated by user  $u_i$  for product  $p_j$  with the rating  $r$  at time  $t$ , in which the rating and the time-stamp are denoted by  $x_{ijk}^r$  and  $x_{ijk}^t$  for simplicity.

Then, given a set of users and the metadata of their posted reviews, *i.e.*,  $(u_i, p_j, r, t)$ , the problem of *collective opinion spammer detection* is defined as identifying a set of spammers based on their participated *spam campaigns*, namely, which is regarded as a task that requires a set of spammers to collectively post malicious opinions (*i.e.*, human-powered deceptive contents) on the target items, and outputs a ranking list of candidates with the spamicity scores, which can be regarded as the likelihood of candidates participating in opinion spam

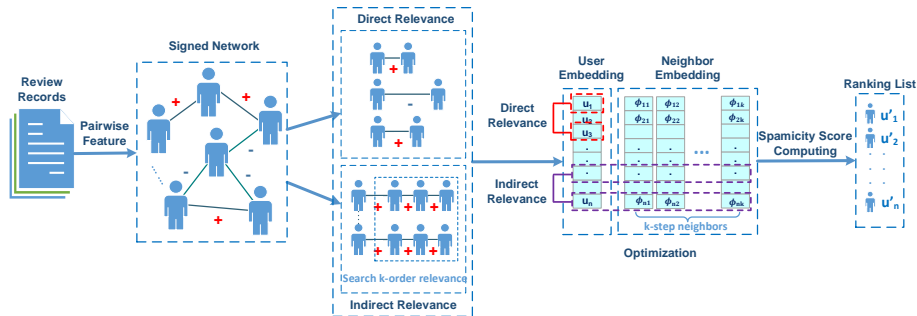


Figure 1: **Overview of proposed approach.** First, a signed network is built based on the extraction of pairwise features from users’ reviews, then we jointly optimize two types of relevances, *i.e.*, *direct* relevance and *indirect* relevance for learning the user embedding in a low-dimensional space. Finally, the spamity score of each user is calculated based on the learnt user embeddings for estimating the degree of being colluders.

campaign.

#### 4. The Proposed Approach

In this section, we present our proposed collective opinion spammer detection approach within an unified architecture (shown in Figure 1), named COSD, the objective of which is to jointly combine *direct* and *indirect* neighborhood exploration for learning the embedding representation of each user for more accurately identifying spam reviewers. The rationale behind is that *direct relevance embedding* controls the learning of user embeddings towards the pairwise users with a strong intensity of the collusive characteristics, while *indirect relevance embedding* tends to make pairwise users sharing more commonly co-rating neighbors closer. Indeed, we are only interested in *direct relevance* embedding of users to identify spammers, however we also consider *indirect relevance* embedding in our framework because such two types of embeddings will reinforce each other mutually to make the relevant users close over *direct* and *indirect* relations of users (the details will be elaborated later on). Next, we detail how to model the *direct relevance embedding* and *indirect relevance embedding* for

any pairwise users.

#### 4.1. Modeling Spam-Campaign Characteristics

In this section, we mainly focus on how to characterize spam-campaigns on different dimensions for building the user-user weighted matrix  $\mathbf{W}$  to capture the intersections on the co-rated item sequences for each pairwise users. Many previous works are proposed for this task [26, 34, 31, 3]. By following the work [34], we adopt four different types of heterogeneous pairwise features as follows. Note we do not consider *linguistic*-based features from reviews.

- **Product Rating Proximity (PR)**, it measures the intensity of spammers' agreements for pairwise users. Generally, spammers within a spam-campaign are instructed to post similar opinions with consistent ratings on target items. As such, given a pair of users  $(u_i, u_j)$ , we measure the intensity of spammers' agreements as follows,

$$\psi_{PR}(i, j) = \frac{2}{1 + \exp(\Gamma_{ij}^{p,r})} \quad (1)$$

where  $\Gamma_{ij}^{p,r}$  denotes the average rating deviation of pairwise users  $(u_i, u_j)$  over their commonly reviewed items,  $\Gamma_{ij}^{p,r} = \frac{1}{|\mathbf{P}_i \cap \mathbf{P}_j|} \sum_{p_k \in \mathbf{P}_i \cap \mathbf{P}_j} \left( \left| \frac{\sum_q x_{ikq}^r}{|x_{ik}|} - \frac{\sum_q x_{jkq}^r}{|x_{jk}|} \right| \right)$ , where  $\mathbf{P}_{i(j)}$  refers to the set of items reviewed by user  $u_{i(j)}$ . Eq. (1) favors to find pairwise spammers who have more consistent ratings on co-rated items, especially  $\psi_{PR}(i, j) = 1$  when  $\Gamma_{ij}^{p,r} = 0$ .

- **Product Time Proximity (PT)**, it captures the temporal consistency for pairwise users. Intuitively, colluders are often asked to complete the task within a short-time frame (*e.g.*, less than a week) for maximizing the influence, and thus the temporal traces of their reviews tend to be more intensive than normal users'. Hence, we use PT to capture the temporal consistency of pairwise users  $(u_i, u_j)$ ,

$$\psi_{PT}(i, j) = \frac{1}{C + \gamma \Gamma_{ij}^{p,t}} \quad (2)$$

where  $\Gamma_{ij}^{p,t}$  denotes the average time deviation of pairwise user  $(u_i, u_j)$  over their co-reviewed items,  $\Gamma_{ij}^{p,t} = \frac{1}{|\mathbf{P}_i \cap \mathbf{P}_j|} \sum_{p_k \in \mathbf{P}_i \cap \mathbf{P}_j} \left( \left| \frac{\sum_q x_{ikq}^t}{|x_{ik}|} - \frac{\sum_q x_{jkq}^t}{|x_{jk}|} \right| \right)$ ;  $C$  and  $\gamma$  denote the smoothing factor and the trade-off parameter, which are empirically set at 1 and 20, respectively.

- **Category Rating Proximity (CR)**, it measures the average category rating deviation between pairwise users. Intuitively, spammers from different spam-campaigns might have different rating distributions over reviewed categories, and thus the higher intersections of category rating distributions of two users are consistent, the more likely these two users are colluders. Hence, CR is computed based on the average category rating deviation  $\Gamma_{ij}^{c,r}$  between pairwise users,

$$\psi_{CR}(i, j) = \frac{2}{1 + \exp(\Gamma_{ij}^{c,r})} \quad (3)$$

where  $\Gamma_{ij}^{c,r} = \frac{1}{|\mathbf{C}_i \cap \mathbf{C}_j|} \sum_{c_k \in \mathbf{C}_i \cap \mathbf{C}_j} \left( \left| \overline{c_{ik}^r} - \overline{c_{jk}^r} \right| \right)$ , and  $\mathbf{C}_{i(j)}$  is the set of categories reviewed by user  $u_{i(j)}$ ;  $\overline{c_{ik}^r}$  denotes the average rating of user  $u_i$  in the  $k$ -th category, which is calculated by  $\overline{c_{ik}^r} = \frac{1}{|c_k|} \sum_{p_j \in c_k} \frac{1}{|x_{ij}|} \sum_q x_{ijq}^r$ .

- **Category Time Proximity (CT)**, it measures the consistency of time distributions between pairwise users over co-reviewed categories. Analogous to CR, it is also a strong indicator to measure the degree of the collusive characteristics of pairwise users, which is estimated by,

$$\psi_{CT}(i, j) = \frac{1}{C + \gamma \Gamma_{ij}^{c,t}} \quad (4)$$

where  $C$  and  $\gamma$  are empirically set at 1 and 20, respectively;  $\Gamma_{ij}^{c,t} = \frac{1}{|\mathbf{C}_i \cap \mathbf{C}_j|} \sum_{c_k \in \mathbf{C}_i \cap \mathbf{C}_j} \left( \left| \overline{c_{ik}^t} - \overline{c_{jk}^t} \right| \right)$ , and  $\overline{c_{ik}^t} = \frac{1}{|c_k|} \sum_{p_j \in c_k} \frac{1}{|x_{ij}|} \sum_q x_{ijq}^t$ .

**Pairwise Feature Combination.** To estimate the intensity of spammer agreement for any pairwise users, we follow the work [34] to employ a convex combination of the mentioned pairwise proximities with a weighting vector  $\alpha$  for calculating  $\hat{h}_{ij}$ ,

$$\hat{h}_{ij} = \sum_k \alpha_k \psi_{(\cdot)}(i, j), \quad (5)$$



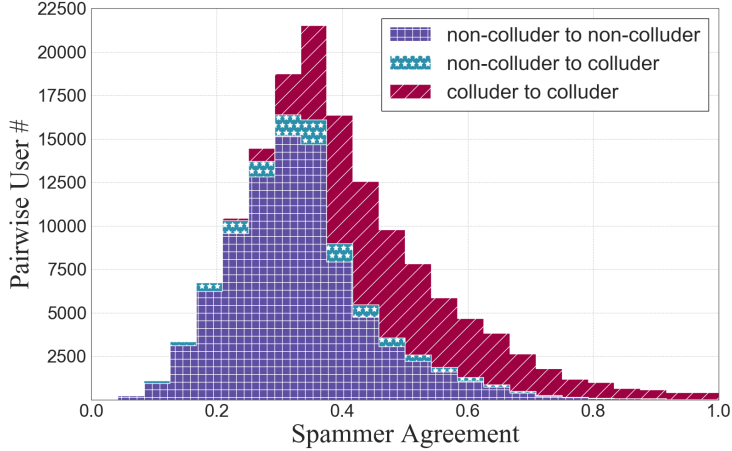


Figure 2: **Empirically data analysis.** We mainly focus on three different types of pairwise user relations collected from *AmonzonCn*, *i.e.*, **C-C**, **NC-C**, **NC-NC**. X-axis denotes the intensity of spammers’ agreements for measuring the collusive characteristics between each pairwise users, and Y-axis indicates the corresponded number of pairwise users.

where each feature  $\psi_{(\cdot)}(i, j)$  (*i.e.*, PR,PT,CR,CT) is normalized within  $[0, 1]$ , and  $\sum_k \alpha_k = 1$  ( $\alpha_k \geq 0$ ),  $k$  is the index for each pairwise feature.

To verify the effectiveness of  $\hat{h}_{ij}$ , we present an empirical data analysis on *Amazon-cn* [35], where we mainly focus on three different types of pairwise user relations according to their co-reviewed relations, *i.e.*, *colluder to colluder* (**C-C**), *non-colluder to colluder* (**NC-C**), and *non-colluder to non-colluder* (**NC-NC**). Figure 2 shows the distribution of the spammer-agreement ( $\hat{h}_{ij}$ ) to the number of pairwise users over such 3 relations. For the sake of discussion, we mainly focus on **C-C** and **NC-NC**. As the *spammer agreement* increases, the change ratio of **C-C** and **NC-NC** is different, *i.e.*, the number of **NC-NC** considerably decrease occurred within the range of  $[0.4, 0.8]$ . As opposed to **NC-NC**, **C-C** gradually decrease within such range. In particular, the number of **NC-NC** almost equals to 0 when  $\hat{h}_{ij} \geq 0.8$ , and the number of **C-C** almost equals to 0 when  $\hat{h}_{ij} \leq 0.22$ . Similar trends are also reported in [34]. Based on the observations, we measure the collusive characteristics of each pairwise users

as follows, which is different from [34],

$$w_{ij} = (\hat{h}_{ij} - \zeta) * \eta_{PI}(i, j), \quad (6)$$

where  $\zeta$  is a hyper-parameter that can be set in different ways, *e.g.*,  $\zeta = \overline{\hat{h}_{(\cdot)}}$ , as most of pairwise users belong to **NC-NC** and thus tend to be firstly filtered by our method;  $\eta_{PI}(i, j) = \frac{|P_i \cap P_j|}{\sqrt{|P_i|}\sqrt{|P_j|}}$  is a confidence score induced by the proportion of items commonly reviewed by  $(u_i, u_j)$ .

#### 4.2. Modeling of Direct Relevance Embedding

In this section, we mainly focus on how to learn the *direct* embeddings of users over *direct* co-rating relations for making a pair of users with a strong intensity of being colluders closer, otherwise the ones with a weak intensity of ones far away. As such, we first give a definition related to the *direct relevance* of a pair of users.

**Definition 1. Direct Relevance**, which is used to measure the degree of the spammer agreements based on their direct co-rating associations for any given pairwise users  $(u_i, u_j)$ .

Sequentially, we define a *user-based signed network* built based on direct relevance of users for embedding.

**Definition 2. User-based Signed Network (USN)**. A user-based signed network [36] is defined by a 2-tuple, *i.e.*,  $\mathcal{G} = (\mathbf{U}, \mathbf{E})$ , which consists of a set of users  $\mathbf{U} = \{u_i\}_{|\mathbf{U}|}$ , as well as a set of positive links  $\mathbf{E}^+$  and a set of negative links  $\mathbf{E}^-$ , and  $\mathbf{E} = \mathbf{E}^+ \cup \mathbf{E}^- = \{e_{ij}\}_{|\mathbf{E}|}$ .

In **USN**, both positive and negative links are represented into a weighted matrix  $\mathbf{W} \in \mathbb{R}^{|\mathbf{U}| \times |\mathbf{U}|}$ , where each element  $w_{ij} \in \mathbf{W}$  indicates the intensity of being colluders for a pair of users, especially  $w_{ij} = 0$  denotes the missing link between  $u_i$  and  $u_j$ . Then, the *direct relevance* can be estimated by employing a likelihood function to minimize the *negative* log-likelihood of collusion possibility for any pairwise users  $(u_i, u_j)$ ,

$$\mathcal{L}_d = \min \left( - \sum_{e_{ij} \in \mathbf{E}} \log f(\mathbf{u}_i, \mathbf{u}_j; w_{ij}) \right), \quad (7)$$

where  $\mathbf{u}_{i(j)}$  denotes the  $d$ -dimensional user embedding vector.  $f(., .; .)$  is a likelihood function, and many approaches can be used to model it, here we define the function based on the principle of *ReLU* [37, 38], and Eq. (7) can be rewritten as,

$$\mathcal{L}_d = \min \left( \sum_{e_{ij} \in \mathbf{E}} \max(0, w_{ij} \|\mathbf{u}_i - \mathbf{u}_j\|_F^2 + \delta) \right), \quad (8)$$

where  $\|\cdot\|_F^2$  is the Frobenius norm of a vector,  $\delta$  indicates a smoothing parameter. As mentioned, the learnt user embeddings are expected to make a pair of users with a strong intensity of being colluders closer, otherwise the ones with a weak intensity of ones far away. More specifically, we consider the following cases regarding  $w_{ij}$ .

**Case 1.**  $w_{ij} > 0$ , which indicates  $e_{ij} \in \mathbf{E}^+$  and the learnt user embeddings should be more closer, otherwise it should be penalized with a larger loss.

**Case 2.**  $w_{ij} < 0$ , which means  $e_{ij} \in \mathbf{E}^-$  and is expected to keep the pairwise users away from each other in the learning space, otherwise it should be penalized, and a hyper-parameter is used to control the penalty, *i.e.*, the value of which should be set as 0 when  $\|\mathbf{u}_i - \mathbf{u}_j\|_F^2 > \frac{-\delta}{w_{ij}}$ .

According to the discussion, Eq. (8) can be rewritten by combining the above two cases,

$$\mathcal{L}_d = \min \left( \sum_{e_{ij} \in \mathbf{E}} I_{ij} w_{ij} \|\mathbf{u}_i - \mathbf{u}_j\|_F^2 \right), \quad (9)$$

where  $\mathbf{I} \in \mathbb{R}^{|\mathbf{U}| \times |\mathbf{U}|}$  is an indicator matrix with  $I_{ij} = 0$  if  $w_{ij} < 0 \wedge \|\mathbf{u}_i - \mathbf{u}_j\|_F^2 > \frac{-\delta}{w_{ij}}$  and 1 otherwise.

Then, the remaining problem is how to estimate the intensity of being colluders, as well as model the indirect relevance embedding for each pairwise users. We will detail them in the following sections, respectively.

### 4.3. Modeling of Indirect Relevance Embedding

As mentioned, spammers within the spam campaigns might balance their workload to evade detection, and thus explicitly modeling the *direct* relevance via *shallow relational* information (*i.e.*, direct co-rating relation) alone is insufficient for accurately capturing the collusion signals, which might make matrix  $\mathbf{W}$  sparse and result in a poor performance in spammer detection, even worse when no direct correlations. Intuitively, users sharing more common neighbors may be a strong indicator that they are colluders, and thus it is a natural way to combine the direct relation and indirect relation, which is a relatively stationary collusion signal for collective review spammer detection, and is also not easily manual manipulation. Hence, here we mainly focus on how to measure the *indirect relevance* for user embedding, via modeling *indirect* common neighbors for a pair of users.

#### 4.3.1. Indirect Relevance Proximity

To measure the *indirect* relevance for *pairwise* users, we employ a truncated *random walk* [39] to model the *indirect* neighborhood network structure of such users over  $USN$ . Note we solely consider to walk along with the positive links (*i.e.*,  $\mathbf{E}^+$ ) for modeling the collusive characteristics of each pairwise users, and which is thus called ***positive-based randomwalk***. Specifically, we obtain  $r$  sequences with the maximum length of  $k$  steps for user  $u_i$ , and thus totally obtain  $r \times |\mathbf{U}|$  sequences ( $\mathbf{S}^+$ ), where the *indirect* neighbors of user  $u_i$  is collected from sequences containing the neighborhood structure of  $u_i$ , in which the interval between the points and  $u_i$  is within the window size  $\omega$ .

Then, we learn the *indirect relevance* embeddings over their common  $k$ -step neighbors. Hence, we adopt *skip-gram* [40] to compute the loss function of *indirect relevance*, which is defined by the sum of the negative log probability of any pairwise users based on the learnt *indirect relevance* embeddings within a window size  $\omega$ .

$$\mathcal{L}_{id} = \min \left( \sum_{i=1}^{|\mathbf{U}|} \sum_{\substack{s \in \mathbf{S}^+ \\ \mathbf{u}_i, \mathbf{u}_j \in s}} \left( \sum_{i-\omega < j < i+\omega} -\log \Pr(\mathbf{u}_j | \mathbf{u}_i) \right) \right), \quad (10)$$

where  $\Pr(\mathbf{u}_j | \mathbf{u}_i)$  is the co-occurrence probability parameterized using the inner product kernel with softmax, which is defined by

$$\Pr(\mathbf{u}_j | \mathbf{u}_i) = \frac{\exp(\mathbf{u}_i^T \Phi_j)}{\sum_{k=1}^{|\mathbf{U}|} \exp(\mathbf{u}_i^T \Phi_k)} \quad (11)$$

where  $\mathbf{u}_i$  denotes the learnt *direct relevance* embedding of  $u_i$ ; and  $\Phi_j$  is  $u_j$ 's *indirect relevance* embedding of  $u_j$  when  $u_j$  is the *indirect* neighbor of  $u_i$ , which is based on the principle of making the users sharing more  $k$  neighbors close in the learnt vector space.

However, Eq. (11) cannot be scalable due to the expensive computation overheads, as we need to finish the updates of all users when computing  $\Pr(\mathbf{u}_j | \mathbf{u}_i)$ . To tackle the problem, we employ negative sampling for optimization [40], we formulate the negative sampling function for pairwise user  $(u_i, u_j)$  when computing Eq. (11),

$$\log \sigma(\mathbf{u}_i^T \Phi_j) + \kappa \mathbb{E}_{u_n \sim P_n(u)} [\log \sigma(-\mathbf{u}_i^T \Phi_n)] \quad (12)$$

where  $\sigma(x) = \frac{1}{1+\exp(-x)}$  is the sigmoid function;  $\kappa$  is the number of negative samples. We empirically set  $P_n(u_i) \propto d_{u_i}^{3/4}$  as [40], and  $d_{u_i}$  is the degree of user  $u_i$ .

#### 4.4. The Unified Model

In this section, we present an unified model to optimize our *collective opinion spammer detection* problem by minimizing a combination loss which consists of three different loss terms, *i.e.*, two losses based on the two learnt relevance embeddings, *i.e.*, *direct relevance* embeddings and *indirect relevance* embeddings, as well as a regularization loss, which is formalized as,

$$\begin{aligned}
\mathcal{L}_{mix} &= (1 - \beta)\mathcal{L}_{id} + \beta\mathcal{L}_d + \psi\mathcal{L}_{reg} \\
&= -(1 - \beta) \left( \sum_{i=1}^{|\mathbf{U}|} \sum_{\substack{s \in \mathbf{S}^+ \\ \mathbf{u}_i, \mathbf{u}_j \in s}} \left( \sum_{i-\omega < j < i+\omega} \log \frac{\exp(\mathbf{u}_i^T \Phi_j)}{\sum_{k=1}^{|\mathbf{V}|} \exp(\mathbf{u}_i^T \Phi_k)} \right) \right) \\
&\quad + \beta \left( \sum_{e_{ij} \in \mathbf{E}} I_{ij} w_{ij} \|\mathbf{u}_i - \mathbf{u}_j\|_F^2 \right) + \psi(\|\mathbf{U}\|_F^2),
\end{aligned} \tag{13}$$

where  $\beta$  is a trade-off parameter for controlling the contributions of the learnt *direct* embeddings and *indirect* embeddings;  $\|\cdot\|_F^2$  is the Frobenius norm of a matrix; and  $\psi$  is a regularization parameter. Note that, for each user  $u$ , the direct user embedding  $\mathbf{u}$  and the indirect user embedding  $\Phi$  are simultaneously learned during training.

#### Spamicity Score.

The calculation of the final spamicity score relies on the assumption that collective opinion spammer is based on jointly participated in a spam campaign via large-scale manipulation, and thus users within a same campaign group are more likely to have similar behaviors, To this end, we employ the Frobenius distance (similar to [31]) *i.e.*,  $Score_F(u_i, u_j) = \exp(-\|\mathbf{u}_i - \mathbf{u}_j\|_F^2)$  to measure the intensity of a pair of users  $(u_i, u_j)$  being colluders. The higher the  $Score_F(u_i, u_j)$ , the more likely the two users have collusion. For each user  $u_i$ , we first calculate the  $Score_F$  between user  $u_i$  and all other users, and then the spamicity score of user  $u_i$  is computed by averaging the sum of *Frobenius-distance based* (FD) scores of  $n$  users, whose FD scores are ranked in the top- $n$  list of  $Score_F(u_i, *)$ .

#### 4.5. Optimization

In this section, we present the solution to the optimization problem stated in Eq. (13), which is optimized as follows,

**Optimize  $\mathcal{L}_d$ .** We first focus on the loss function of  $\mathcal{L}_d$  and it can be rephrased as follow:

$$\begin{aligned}
\mathcal{L}_d &= \sum_{(i,j) \in E} \mathbf{I}_{ij} w_{ij} \|\mathbf{u}_i - \mathbf{u}_j\|_F^2 \\
&= 2tr(\mathbf{U}^T \mathbf{L} \mathbf{U})
\end{aligned} \tag{14}$$

where  $\mathbf{L} = \mathbf{D} - \widetilde{\mathbf{W}}$ , and  $\widetilde{\mathbf{W}} = \mathbf{I} \odot \mathbf{W}$ ,  $\mathbf{D} \in \mathbb{R}^{|\mathcal{U}| \times |\mathcal{U}|}$  is a diagonal matrix and  $\mathbf{D}_{i,i} = \sum_j \widetilde{\mathbf{W}}_{i,j}$ ,  $\mathbf{W}$  is the weighted user-user matrix. For each iteration, we first update  $\mathbf{I}$  and then update  $\mathbf{L}$ .

According to the Eq.(14), we can utilize SGD to minimize  $\mathcal{L}_d$ , and the partial derivatives of  $\mathcal{L}_d$  with respect to  $\mathbf{U}$  can be computed by,

$$\frac{\partial \mathcal{L}_{low}}{\partial \mathbf{U}} = 2(\mathbf{L} + \mathbf{L}^T) \cdot \mathbf{U} \tag{15}$$

**Optimize  $\mathcal{L}_{id}$ .** Here, we first calculate the partial derivative of  $\mathcal{L}_{id}$  with respect to user  $u_i$ , namely,

$$\frac{\partial \mathcal{L}_{id}}{\partial \mathbf{u}_i} = - \sum_{z \in u_c \cup N^\kappa(u_i)} (\mathbf{O}(z, u_i) - \sigma(\mathbf{u}_i^T \Phi_z)) \Phi_z \tag{16}$$

where  $\mathbf{O}(z, u_i)$  is an indicator function,  $\mathbf{O}(z, u_i) = 1$  if  $z$  is the neighbor of  $u_i$  and 0 otherwise;  $N^\kappa(u_i)$  is  $\kappa$  negative samples for  $u_i$ . Then the partial derivative of  $\mathcal{L}_{id}$  with respect to user  $u_i$  is updated by

$$\frac{\partial \mathcal{L}_{id}}{\partial \Phi_z} = - \sum_{z \in u_c \cup N^\kappa(u_i)} (\mathbf{O}(z, u_i) - \sigma(\mathbf{u}_i^T \Phi_z)) \mathbf{u}_i \tag{17}$$

Subsequently, the regularization term can be updated by Eq. (18),

$$\frac{\partial \mathcal{L}_{high}}{\partial \mathbf{U}} = 2\mathbf{U}. \tag{18}$$

For ease of reference, the learning process of our proposed method COSD is summarized in Algorithm 1. Specifically, it first builds the user-based signed network and generates the walk sequences using Eq. (6) and Eq. (7), and then iteratively update the user embedding matrix  $\mathbf{U}$  and  $\Phi$  via Eq.(15)-Eq.(18). Finally, the spamicity scores are calculated via Frobenius Distance and output the spamicity score list  $S$  and the user embedding matrix  $\mathbf{U}$ .

---

**Algorithm 1:** The Learning Process of COSD

---

**Input:**  $\forall \langle u_i, p_j, r_{ij}, t_{ij}, c_j \rangle$

**Output:**  $\mathbf{U}, \mathbf{S}$ : User embedding matrix and spamicity scores list

```
1 Construct Signed Network based on Eq. (6)(7)
2 Obtain walk sequences by RandomWalk.
3 while not converged do
4   Compute  $\nabla \mathcal{L}_{low}$  based on Eq. (15)
5   Compute  $\nabla \mathcal{L}_{reg}$  based on Eq. (18)
6   for  $u_i \in U$  do
7     Sample  $\kappa$  negative nodes
8     Compute  $\nabla \mathcal{L}_{high}$  based on Eq. (16) (17)
9   end
10  Update  $\mathbf{U}$  and  $\Phi$ 
11 end
12 for  $u_i \in U$  do
13   for  $u_j \in U$  do
14      $r_{i,j} = \exp(-\|u_i - u_j\|_F^2)$ 
15     Insert  $r_{i,j}$  into  $R_i$ 
16   end
17   Accumulate top k maximum values in  $R_i$  to  $s_i$ 
18   Insert  $(s_i, u_i)$  into  $\mathbf{S}$ 
19 end
20 RETURN  $\mathbf{U}, \mathbf{S}$ 
```

---

**Time Complexity.** The procedure of our proposed method consists of the following sub-components, the computation costs of which are, (i) The construction of the user-based signed network ( $O(|\mathbf{U}|^2)$ ); (ii) The iteration of updating the user embedding matrix,  $O(\mathbf{I} \times |\mathbf{U}| \times \kappa \times K)$ , where  $I$  is the number of iterations,  $\kappa$  is the number of negative sampling,  $K$  is the dimension of the representation vector; and (iii) The calculation of the spamicity scores list ( $O(|\mathbf{U}|^2 \times \log(|\mathbf{U}|))$ ).



Table 1: Statistics of the used datasets.

		<b>AmazonCn</b>	<b>YelpHotel</b>
<b># reviews</b>		1,205,125	688,313
<b># reviewers</b>		645,072	5,122
<b># products</b>		136,785	282,974
<b># labeled data</b>	<b># colluders</b>	1,937	450
	<b># non-colluders</b>	3,118	672

Therefore, the time complexity of our approach is  $O(I \times |\mathbf{U}| \times \kappa \times K)$ , as  $O(I \times \kappa \times K) > O(|\mathbf{U}| \times \log(|\mathbf{U}|))$ .

## 5. EXPERIMENTS

### 5.1. Data Sets

In this section, we use two public real-world datasets for evaluation, *i.e.*, *AmazonCn*, *YelpHotel*, as compared to the state-of-the-art methods. The statistics of the datasets are summarized in Table 1: (i) **AmazonCn**. is a collection of real consumers’ reviews from *Amazon.cn* [35], which already has *gold* standard of collective spammers whose reviews are filtered by *AmazonCn*, and then gather those tagged users with their co-rating behaviors; and (ii) **YelpHotel**. contains real reviews about hotel on *Yelp.com*, which is collected by Yelp’s own filtering mechanism [7].

Note that there are not labels of collective spammer in *YelpHotel*, and thus we follow the work [26] to form spammer groups via mining user common behaviors with *Frequent Itemset Mining* (FIM).

### 5.2. Evaluation Metrics

As mentioned, the output of collective opinion spammer detection problem is a ranking list of candidates with the spamicity scores, which can be deemed to the likelihood of candidates participating in opinion spam. As such, to evaluate the detection performance of different approaches, we follow the work in [31]

to adopt four well-known metrics, *i.e.*, (i) **Average Precision (AP)**, which measures the average precision of collective spammer retrieving over the interval of  $r$  (recall value) from 0 to 1; (ii) **Area Under ROC Curve (AUC)**, which measures the accuracy based on *False Positive Ratio* (FPR) against *True Positive Ratio* (TPR) for binary classification; (iii) **Precision@k (P@k)**, which measures the percentage of true spammers in the top-K returned candidates; and (iv) **Normalized Discounted Cumulative Gain@k (NDCG@k)**, the performance of the detection model based on the ground-truth (*i.e.*, spammer (1)/non-spammer (0)) of the returned spammers, which is the normalization of Discounted Cumulative Gain (DCG) at each position for a chosen value of  $k$ .

### 5.3. Baseline Methods

We compare our model with the following state-of-the-art spam detection methods:

**GsRank.** [26]: This method employs an ranking model for spotting spammer groups by extracting group behavior features and individual behavior features over user-product-group relationships, which is iteratively computed for the spamicity scores of users in the reviewer group.

**FraudInformer.** [34]: This method extends the Markov Random Walk model to obtain a ranking of reviewers’ spamicity scores by exploring multiple heterogeneous pairwise features from reviewers’ rating behaviors and linguistic patterns.

**HoloScope.** [30]: This method detects fraud users by using a scalable dense block detection method to explore graph topology and temporal spikes.

**FRAUDSCAN.** [31]: This method utilizes the regularized matrix factorization to learn the fraud campaign embedding for detecting fraud campaign.

**FraudNE.** [41]: It is a deep structure embedding framework to capture the highly non-linear structure information between the vertexes, the different types of which are jointly embedded into a latent space via multiple non-linear layers. The spammers are detected through a clustering algorithm by averaging the degrees of each cluster to find a high-density area in the latent space.

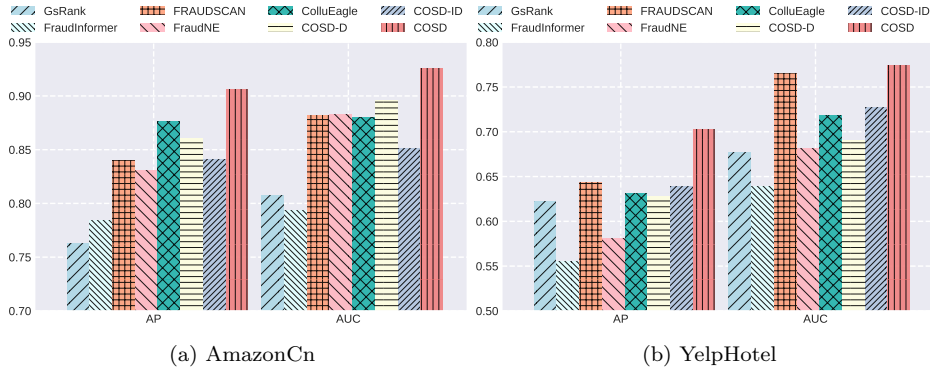


Figure 3: Effectiveness comparison between COSD and state-of-the-art approaches on the two datasets.

**ColluEagle.** [33]: A powerful Markov random field (MRF)-based model which builds the user network over co-review behaviors, and then employs the loopy belief propagation model to calculate the spamicity scores of users under a pairwise based Markov Random Field (MRF) framework.

**Our method.** Our proposed collective opinion spammer detection method is called *COSD*, which simultaneously learn the *direct relevance embeddings* and *indirect relevance embeddings* over the co-reviewed correlations for detecting spammers. To analyze the different impacts of the two types of relevance embeddings, we also evaluate two variants of our model, that is, (i) *COSD-D*, this is a variant of our COSD model and we only optimize *direct* relevance loss; and (ii) *COSD-ID*, this is a variant of our COSD model that we only optimize *indirect* relevance loss.

#### 5.4. Implementation Details

For *GsRank*, we utilize FIM to extract candidate spammer groups as mentioned in [26]. For *FraudInformer*, we treat all features fairly as mentioned in [34], and the computation ends when  $\epsilon = 10^{-6}$ . For *HoloScope*, we use the implementation provided by the shared source code<sup>1</sup>. For *FraudInformer*, we keep the hyper-parameters (*i.e.*,  $\alpha_1, \alpha_2, \alpha_3, k$ ) consistent with the original paper and con-

<sup>1</sup><https://github.com/shenghua-liu/HoloScope>

duct grid search for the learning rate in  $\{0.1, 0.01, 0.001, 0.0001\}$ . For *FraudNE*, the learning rate is searched in  $\{0.01, 0.001, 0.0001\}$ , the trade-off parameters  $\alpha$  is searched in  $\{0.1, 0.5, 1, 2\}$  and the scale factor  $\beta$  is searched in  $\{5, 10, 15, 20\}$ . For *ColluEagle*, we conduct grid search for the variance of a normal distribution  $\sigma_1, \sigma_2$  in  $\{1, 10, 30, 60, 90, 120\}$  and the prior rate in  $\{0, 0.2, 0.4, 0.6, 0.8\}$ .

The parameters for our proposed method are empirically set as follows: The embedding size  $K$  is set as 64 on AmazonCn and 128 on YelpHotel, respectively. For the setting of the random-walk of each node,  $\gamma = 30$ ,  $t = 8$ ,  $\omega = 5$ ,  $\kappa = 8$  for two datasets; and for  $\{\beta, n\}$ , we set is as  $\{0.6, 25\}$  for *AmazonCn*, and  $\{0.4, 40\}$  for *YelpHotel*.

### 5.5. Evaluation Results and Analysis

**Comparison of the Spammer detection Performance.** This experiment is to evaluate the effectiveness of identifying the spammers by our approach with the baseline methods on *AmazonCn* and *YelpHotel*. Figure (3a) and (3b) shows *AP* and *AUC* of each method on such two datasets. Each method is performed 10 times, respectively.

From Figure (3a) and (3b), we can observe that: *COSD* consistently outperforms all baselines on all metrics. For example, *COSD* outperforms *GsRank* by [18.8%, 14.5%] in terms of *AP* and *AUC* on Amazon and [12.9%, 1.6%] on YelpHotel, respectively. This is because *COSD* is capable of learning the information from pairwise user relations with behavioral information, while *GsRank* is based on the group information, which might omit several subtle effective information from users. In addition, *COSD* outperforms *FraudInformer* by [17.9%, 16.6%] on Amazon and [26.5%, 21.8%] on YelpHotel in terms of *AP* and *AUC*, respectively. However, *COSD* and *FraudInformer* both make use of pairwise user features for collective spammers detection, which demonstrate that *COSD* is more effective and robust in exploiting the relationships between users from different-levels, *i.e.*, *direct relevance* and *indirect relevance*, which can effectively distinguish users with low likelihood of collusion and thereby avoiding heaps of noise. Comparing with *FraudNE*, our method outperforms it on both

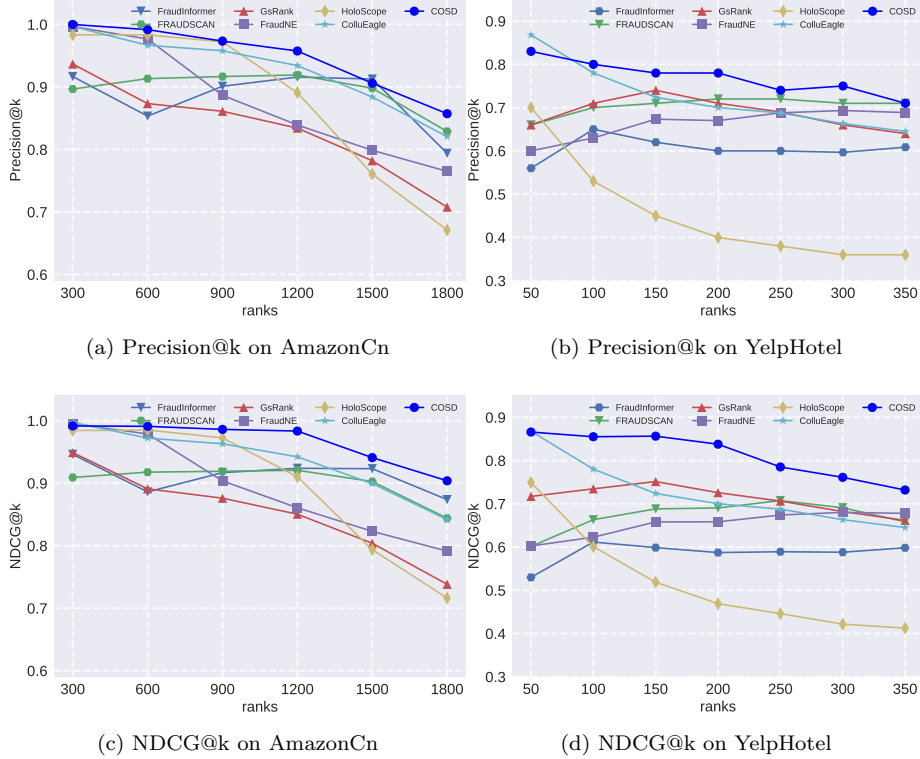


Figure 4: Model performance in terms of Precision@k.

datasets, as *FraudNE* neglects the rating information and time information in the datasets, besides it is hard for *FraudNE* to capture the potential collusion between pair of users. Additionally, we also observe that *COSD* outperforms *FRAUDSCAN* by [7.9%, 9.2%] on *AmazonCn*, and [4.8%, 1.6%] on *YelpHotel* in terms of *AUC* and *AP*, respectively. And comparing with state-of-the-art method *ColluEagle*, the performance is improved by [3.4%, 5.1%] on *AmazonCn*, and [11.3%, 7.7%] on *YelpHotel* in terms of *AUC* and *AP*, respectively. The reason might be *COSD* effectively captures the possibility of collusion for pairwise users who do not have common co-reviewed records, and *COSD* can model users' neighbor structure over the *indirect relations* for detection.

From Figure (4) we can observe that most of methods perform worse when

rank  $k$  increases, and our method outperforms other methods consistently on AmazonCn and Yelp datasets in terms of Precision@k and NDCG@k, which also demonstrates the effectiveness of our method. More importantly, *COSD* can combine the *direct relevance* and *indirect relevance* over user behavioral features for jointly optimizing the losses of learning such two relevance embedding, and thus the learnt user embeddings might preserve not only the behavioral information but also the topology information, which makes the users with *direct* and *indirect* collusive connections close in the learnt low-dimensional vector space.

**The Impact of Direct Relevance Embedding.** From Figure (3), we can observe that *COSD-D* and *COSD-ID* achieve good results. *COSD-D* outperforms all baselines on *AmazonCn* in terms of *AP*, which demonstrate the effectiveness of using a signed network with *positive* and *negative* links, and it also shows that optimizing the *direct relevance* is capable of more accurately reflecting the realistic relationships in low-dimensional space.

**The Impact of indirect Relevance.** From Figure (3), we can observe that *COSD-ID* does not perform as well as *COSD-D*, however it still outperforms other baselines on *AmazonCn* in terms of *AP*, which demonstrates that the effectiveness of performing a random walk along with the positive links on a built user-based signed network while discarding the negative links with weak collusion signals (even noise) of being colluders, and thus it can focus on the analysis of the filtered neighbor structure for more accurately capturing the collusion signals, and it also shows that using the indirect relations is useful for exploring the implicit associations for any pairwise uses in these fraud campaigns.

### 5.6. On the Sensitivity of Parameters

In this section, we study the impact of three parameters, *i.e.*,  $\beta, \zeta, K$ , in our method<sup>2</sup>.

---

<sup>2</sup>We only perform parameter sensitivity experiment on AmazonCn dataset as the scale of the YelpHotel dataset is too small to observe significant changes.

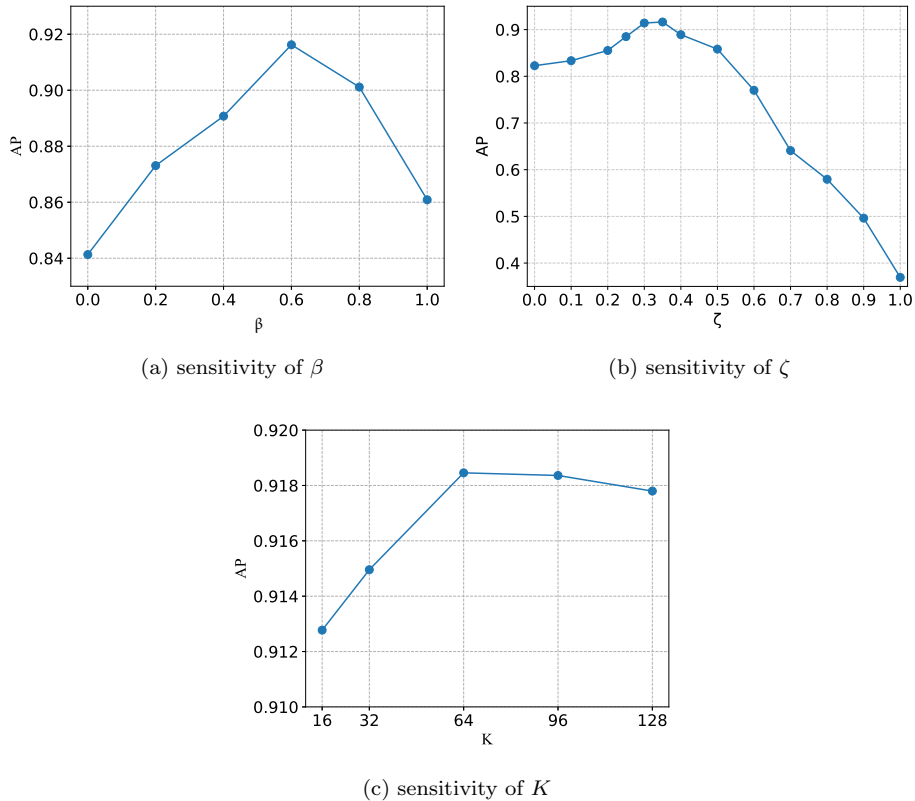


Figure 5: Illustration of the effect of different parameters, *i.e.*,  $\alpha$  and  $\zeta$  on *AmazonCn*.

For parameter  $\beta$  (used in Eq. (13)), which controls the contributions of *direct relevance embeddings* and *indirect relevance embeddings* in our model, and As shown in Figure (5a), our proposed method achieves the best result when  $\beta = 0.6$ , and simultaneously making use of both *direct relevance embedding* and *indirect relevance embedding* outperforms the extreme cases when only considering the *indirect relevance embedding* ( $\beta = 0$ ) or the *direct relevance embedding* ( $\beta = 1$ ), which is consistent with the former analysis, *i.e.*, *direct relevance embedding* is more important than *indirect relevance embedding*.

For parameter  $\zeta$  (used in Eq. (6)), which is a thresholds to distinguish *high-probability* and *low-probability* collusion signal. As shown in Figure (5b), our

proposed method achieves the best result within the range of  $[0.3, 0.4]$ , which demonstrate that when the value of  $\zeta$  is small, it might result in more noise involved, while a large one would lead to the insufficiently learning of *indirect relevance embedding* due to neglecting more indirect collusive relationships.

For parameter  $K$ , which is the dimensional (same for *direct* and *indirect*) of the representation embedding vector. As shown in Figure (5c), when varying  $K$ , the performance first increases and then decreases, and the best perform is achieved when  $K = 64$ , which demonstrate that our proposed method can well work with a low dimension vector space.

## 6. Conclusion

In this paper, we propose a novel *unsupervised* network embedding-based approach to jointly combine direct and indirect neighborhood exploration for learning the user embeddings for more accurately identifying spam reviewers. Experiments on two real-world datasets demonstrate that our proposed approach significantly outperforms all of baselines on all metrics, by learning the user representation via jointly optimizing the *direct relevance* and *indirect relevance*.

For future work, we plan to investigate the following issues: 1) trying to incorporate more pairwise features and prior knowledge information into the model to enhance the representation ability of direct relevance modeling; 2) considering an unsupervised graph neural network algorithm to enhance the representation ability of user embedding, via modeling the indirect relevance of users in the latent space; and 3) conducting more comprehensive studies to investigate the sensitivity of the parameters in the model.

## Acknowledgments

This work was supported in part by the National Natural Science Foundation of China under Grant No.61602197 and Grant No.61772076, and in part



by Equipment Pre-Research Fund for The 13th Five-year Plan under Grant No.41412050801.

## References

- [1] T. Fornaciari, M. Poesio, Identifying fake amazon reviews as learning from crowds.
- [2] Y. Ren, Y. Zhang, Deceptive opinion spam detection using neural network, in: Proceedings of COLING 2016, the 26th International Conference on Computational Linguistics: Technical Papers, 2016, pp. 140–150.
- [3] X. Wang, K. Liu, S. He, J. Zhao, Learning to represent review with tensor decomposition for spam detection, in: Proceedings of the 2016 Conference on Empirical Methods in Natural Language Processing, 2016, pp. 866–875.
- [4] H. Li, G. Fei, S. Wang, B. Liu, W. Shao, A. Mukherjee, J. Shao, Bimodal distribution and co-bursting in review spam detection, in: Proceedings of the 26th International Conference on World Wide Web, 2017, pp. 1063–1072.
- [5] M. Ott, Y. Choi, C. Cardie, J. T. Hancock, Finding deceptive opinion spam by any stretch of the imagination, arXiv preprint arXiv:1107.4557.
- [6] J. Ye, L. Akoglu, Discovering opinion spammer groups by network footprints, in: Joint European Conference on Machine Learning and Knowledge Discovery in Databases, Springer, 2015, pp. 267–282.
- [7] A. Mukherjee, V. Venkataraman, B. Liu, N. Glance, What yelp fake review filter might be doing?, in: Seventh international AAAI conference on weblogs and social media, 2013.
- [8] E.-P. Lim, V.-A. Nguyen, N. Jindal, B. Liu, H. W. Lauw, Detecting product review spammers using rating behaviors, in: Proceedings of the 19th ACM international conference on Information and knowledge management, 2010, pp. 939–948.

- [9] N. Jindal, B. Liu, E.-P. Lim, Finding unusual review patterns using unexpected rules, in: Proceedings of the 19th ACM international conference on Information and knowledge management, 2010, pp. 1549–1552.
- [10] F. H. Li, M. Huang, Y. Yang, X. Zhu, Learning to identify review spam, in: Twenty-second international joint conference on artificial intelligence, 2011.
- [11] S. Xie, G. Wang, S. Lin, P. S. Yu, Review spam detection via temporal pattern discovery, in: Proceedings of the 18th ACM SIGKDD international conference on Knowledge discovery and data mining, 2012, pp. 823–831.
- [12] S. Günnemann, N. Günnemann, C. Faloutsos, Detecting anomalies in dynamic rating data: A robust probabilistic model for rating evolution, in: Proceedings of the 20th ACM SIGKDD international conference on Knowledge discovery and data mining, 2014, pp. 841–850.
- [13] N. Günnemann, S. Günnemann, C. Faloutsos, Robust multivariate autoregression for anomaly detection in dynamic product ratings, in: Proceedings of the 23rd international conference on World wide web, 2014, pp. 361–372.
- [14] H. Li, Z. Chen, A. Mukherjee, B. Liu, J. Shao, Analyzing and detecting opinion spam on a large-scale dataset via temporal and spatial patterns, in: ninth international AAAI conference on web and social Media, 2015.
- [15] S. KC, A. Mukherjee, On the temporal dynamics of opinion spamming: Case studies on yelp, in: Proceedings of the 25th International Conference on World Wide Web, 2016, pp. 369–379.
- [16] J. Ye, S. Kumar, L. Akoglu, Temporal opinion spam detection by multivariate indicative signals, in: Tenth International AAAI Conference on Web and Social Media, 2016.
- [17] J. Li, M. Ott, C. Cardie, E. Hovy, Towards a general rule for identifying deceptive opinion spam, in: Proceedings of the 52nd Annual Meeting of

the Association for Computational Linguistics (Volume 1: Long Papers), 2014, pp. 1566–1576.

- [18] Z. You, T. Qian, B. Liu, An attribute enhanced domain adaptive model for cold-start spam review detection, in: Proceedings of the 27th International Conference on Computational Linguistics, 2018, pp. 1884–1895.
- [19] S. Kumar, B. Hooi, D. Makhija, M. Kumar, C. Faloutsos, V. Subrahmanian, Rev2: Fraudulent user prediction in rating platforms, in: Proceedings of the Eleventh ACM International Conference on Web Search and Data Mining, 2018, pp. 333–341.
- [20] S. Shehnepoor, M. Salehi, R. Farahbakhsh, N. Crespi, Netspam: A network-based spam detection framework for reviews in online social media, *IEEE Transactions on Information Forensics and Security* 12 (7) (2017) 1585–1595.
- [21] Y. Liu, B. Pang, X. Wang, Opinion spam detection by incorporating multimodal embedded representation into a probabilistic review graph, *Neurocomputing* 366 (2019) 276–283.
- [22] C. G. Harris, Detecting deceptive opinion spam using human computation, in: Workshops at the Twenty-Sixth AAAI Conference on Artificial Intelligence, 2012.
- [23] S. Feng, R. Banerjee, Y. Choi, Syntactic stylometry for deception detection, in: Proceedings of the 50th Annual Meeting of the Association for Computational Linguistics (Volume 2: Short Papers), 2012, pp. 171–175.
- [24] H. Li, B. Liu, A. Mukherjee, J. Shao, Spotting fake reviews using positive-unlabeled learning, *Computación y Sistemas* 18 (3) (2014) 467–475.
- [25] S. Kim, H. Chang, S. Lee, M. Yu, J. Kang, Deep semantic frame-based deceptive opinion spam analysis, in: Proceedings of the 24th ACM International Conference on Information and Knowledge Management, 2015, pp. 1131–1140.

- [26] A. Mukherjee, B. Liu, N. Glance, Spotting fake reviewer groups in consumer reviews, in: Proceedings of the 21st international conference on World Wide Web, 2012, pp. 191–200.
- [27] Q. Li, Q. Wu, C. Zhu, J. Zhang, W. Zhao, Unsupervised user behavior representation for fraud review detection with cold-start problem, in: Pacific-Asia Conference on Knowledge Discovery and Data Mining, Springer, 2019, pp. 222–236.
- [28] S. Rayana, L. Akoglu, Collective opinion spam detection: Bridging review networks and metadata, in: Proceedings of the 21th acm sigkdd international conference on knowledge discovery and data mining, 2015, pp. 985–994.
- [29] S. Rayana, L. Akoglu, Collective opinion spam detection using active inference, in: Proceedings of the 2016 SIAM International Conference on Data Mining, SIAM, 2016, pp. 630–638.
- [30] S. Liu, B. Hooi, C. Faloutsos, Holoscope: Topology-and-spike aware fraud detection, in: Proceedings of the 2017 ACM on Conference on Information and Knowledge Management, 2017, pp. 1539–1548.
- [31] C. Xu, J. Zhang, Z. Sun, Online reputation fraud campaign detection in user ratings., in: IJCAI, 2017, pp. 3873–3879.
- [32] P. Kaghazgaran, J. Caverlee, A. Squicciarini, Combating crowdsourced review manipulators: A neighborhood-based approach, in: Proceedings of the Eleventh ACM International Conference on Web Search and Data Mining, 2018, pp. 306–314.
- [33] Z. Wang, R. Hu, Q. Chen, P. Gao, X. Xu, Collueagle: collusive review spammer detection using markov random fields, *Data Mining and Knowledge Discovery* 34 (6) (2020) 1621–1641.

- [34] C. Xu, J. Zhang, Combating product review spam campaigns via multiple heterogeneous pairwise features, in: Proceedings of the 2015 SIAM International Conference on Data Mining, SIAM, 2015, pp. 172–180.
- [35] C. Xu, J. Zhang, K. Chang, C. Long, Uncovering collusive spammers in chinese review websites, in: Proceedings of the 22nd ACM international conference on Information & Knowledge Management, 2013, pp. 979–988.
- [36] J. Leskovec, D. Huttenlocher, J. Kleinberg, Predicting positive and negative links in online social networks, in: Proceedings of the 19th international conference on World wide web, 2010, pp. 641–650.
- [37] R. H. Hahnloser, H. S. Seung, Permitted and forbidden sets in symmetric threshold-linear networks, in: Advances in neural information processing systems, 2001, pp. 217–223.
- [38] R. H. Hahnloser, R. Sarpeshkar, M. A. Mahowald, R. J. Douglas, H. S. Seung, Digital selection and analogue amplification coexist in a cortex-inspired silicon circuit, *Nature* 405 (6789) (2000) 947–951.
- [39] B. Perozzi, R. Al-Rfou, S. Skiena, Deepwalk: Online learning of social representations, in: Proceedings of the 20th ACM SIGKDD international conference on Knowledge discovery and data mining, 2014, pp. 701–710.
- [40] T. Mikolov, K. Chen, G. Corrado, J. Dean, Efficient estimation of word representations in vector space, arXiv preprint arXiv:1301.3781.
- [41] M. Zheng, C. Zhou, J. Wu, S. Pan, J. Shi, L. Guo, Fraudne: a joint embedding approach for fraud detection, in: 2018 International Joint Conference on Neural Networks (IJCNN), IEEE, 2018, pp. 1–8.