

# Audio-visual Multi-channel Integration and Recognition of Overlapped Speech

Jianwei Yu, Shi-Xiong Zhang, *Member, IEEE*, Bo Wu, Shansong Liu, Shoukang Hu, Mengzhe Geng, Xunying Liu, *Member, IEEE*, Helen Meng, *Fellow, IEEE* Dong Yu, *Fellow, IEEE*

**Abstract**—Automatic speech recognition (ASR) technologies have been significantly advanced in the past few decades. However, recognition of overlapped speech remains a highly challenging task to date. To this end, multi-channel microphone array data are widely used in current ASR systems. Motivated by the invariance of visual modality to acoustic signal corruption and the additional cues they provide to separate the target speaker from the interfering sound sources, this paper presents an audio-visual multi-channel based recognition system for overlapped speech. It benefits from a tight integration between a speech separation front-end and recognition back-end, both of which incorporate additional video input. A series of audio-visual multi-channel speech separation front-end components based on *TF masking*, *Filter&Sum* and *mask-based MVDR* neural channel integration approaches are developed. To reduce the error cost mismatch between the separation and recognition components, the entire system is jointly fine-tuned using a multi-task criterion interpolation of the scale-invariant signal to noise ratio (Si-SNR) with either the connectionist temporal classification (CTC), or lattice-free maximum mutual information (LF-MMI) loss function. Experiments suggest that: the proposed audio-visual multi-channel recognition system outperforms the baseline audio-only multi-channel ASR system by up to 8.04% (31.68% relative) and 22.86% (58.51% relative) absolute WER reduction on overlapped speech constructed using either simulation or replaying of the LRS2 dataset respectively. Consistent performance improvements are also obtained using the proposed audio-visual multi-channel recognition system when using occluded video input with the face region randomly covered up to 60%.

**Index Terms**—Overlapped speech recognition, speech separation, audio-visual, multi-channel, visual occlusion, jointly fine-tuning

## I. INTRODUCTION

**D**ESPITE the rapid progress of automatic speech recognition (ASR) technologies in the past few decades, recognition of overlapped speech remains a highly challenging task. The presence of interfering speakers creates a large mismatch between the target speaker’s clean speech and the mixed signal. This often leads to large performance degradation of current ASR systems. To this end, acoustic beamforming

techniques integrating sensor data from multiple array channels are widely used. These multi-channel array signal integration approaches are normally implemented as time or frequency domain linear filters that are capable of “listening” in the target speaker’s direction while minimizing the effects of noise distortions and other interfering speakers from other directions. The desired target speech signal is thus enhanced.

Microphone arrays play a key role in state-of-the-art ASR systems designed for multi-talker overlapped and far field speech [1]–[6], often following a traditional speech enhancement prior to recognition based system architecture. These systems contain two separately developed components: the speech separation and enhancement front-end module, and the speech recognition back-end. These two components are often integrated in a pipelined manner. The separation front-end module is often implemented using conventional beamforming techniques represented by either time domain delay and sum [7], [8] or frequency domain minimum variance distortionless response (MVDR) [9], [10] and the related generalized eigenvalue (GEV) [11] channel integration approaches. The former uses generalized phase correlation between sensor inputs and a Viterbi search procedure to estimate the optimal channel delays and their respective combination weights. The frequency domain beamforming approaches maximizes the signal to noise ratio (SNR) of the filtered outputs.

With the successful and wider application of deep learning based speech technologies, microphone array channel integration methods have evolved into a variety of neural network (NN) based designs in the past few years. These NN based methods can be classified into three main categories including *TF masking*, *Filter&Sum* and *mask-based MVDR* or *GEV*. In contrast to the traditional mask based single channel speech separation methods [12], [13], multi-channel information is fed into DNNs in the TF masking approaches [14], [15] to predict spectral time-frequency (TF) mask labels for a reference channel that specify whether a particular TF spectrum point is dominated by the target speaker or interfering sources to facilitate speech separation. The neural *Filter&Sum* approaches directly estimate the beamforming filter parameters in either time domain [16]–[18] or frequency domain [19] to produce the separated outputs. The *mask-based MVDR* [4]–[6], [20]–[23] and related *mask-based GEV* [24], [25] approaches predict the TF masks using DNNs before estimating the power spectral density (PSD) matrices for the target and overlapping speakers to obtain the beamforming filter parameters. Compared with the conventional stand-alone beamforming approaches, these neural based methods allow a

Half of the work leading to this research was conducted while Jianwei Yu was an intern at Tencent Lab, Shenzhen, China. He is now with the Department of System Engineering and Engineering Management, The Chinese University of Hong Kong, Hong Kong (email: jwyu@se.cuhk.edu.hk).

Shansong Liu, Shoukang Hu, Mengzhe Geng, Xunying Liu and Helen Meng are with the Department of System Engineering and Engineering Management, The Chinese University of Hong Kong, Hong Kong (email: xyliu@se.cuhk.edu.hk; hmmeng@se.cuhk.edu.hk).

Shi-Xiong Zhang and Dong Yu are with the Tencent AILab, Seattle, WA 98004 USA (email: {auszhang, dyu@tencent.com})

Bo Wu is with the Tencent AI Lab, Shenzhen 518057, China (email: lambowu@tencent.com)

tighter integration with the downstream recognition back-end [5], [6], [19], [25], [26]. Large performance improvements have been reported for overlapped speech recognition tasks by using microphone array based multi-channel inputs [5], [6]. However, the current systems' performance gap between overlapped and non-overlapped speech remains large.

Inspired by the bi-modal nature of human speech perception, there has been increasing interest in incorporating visual information into the speech separation and recognition systems for far-field and overlapped speech. The advantages of these approaches are three folds: 1) visual information contains additional cues such as facial movements that differentiate the target speech from other interfering sources; 2) lip movements can provide further information over articulation to improve phonetic discrimination; 3) visual modality is usually invariant to the acoustic signal corruption in noisy or multi-talker environment. Previous research has successfully used visual information to improve single-channel overlapped speech separation [27]–[29] and recognition [30]–[32] performance. Recently there has also been increasing efforts in developing audio-visual multi-channel input based speech enhancement systems designed for speech separation [33] and de-reverberation [34]. However, currently there is a lack of holistic, full incorporation of visual information into both the front-end speech separation module and the back-end recognition component.

Performance of audio-visual overlapped speech separation and recognition systems crucially depends on the quality of the video input in terms of the complementary information being provided on top of the audio. Such sensitivity can be demonstrated by, for example, when the mouth area is obstructed by a mask (often required in the current pandemic), a microphone, or if the speaker turns their head away when talking. Only limited previous research was conducted to investigate the system fragility to the aforementioned video occlusion problem. In [35], the authors applied dropout to parts of the DNN acoustic model of a single channel audio-visual speech recognition system connected to the video input during model training to improve the resulting system's robustness. In [29], the comparable effect in audio-visual speech separation was investigated by using video with artificial occlusion over the mouth region. However, there has been very limited previous research investigating the performance sensitivity to video occlusion in the context of a complete audio-visual multi-channel recognition system of overlapped speech.

In order to address the above issues, an audio-visual multi-channel overlapped speech recognition system featuring tightly integrated separation front-end and recognition back-end is proposed in this paper. Firstly, for the speech separation front-end, a series of audio-visual microphone array channel integration methods including *TF masking*, *Filter&Sum* and *mask-based MVDR* are proposed respectively. Secondly, in order to reduce the error cost mismatch between the separation and recognition components that are traditionally trained on different objective functions, they are jointly fine-tuned using a multi-task criterion interpolation of the scale-invariant signal to noise ratio (Si-SNR) with either the connectionist temporal classification (CTC) [36], or lattice-free maximum mutual information (LF-MMI) [37], [38] loss function. Thirdly, in

order to improve the robustness of audio-visual multi-channel speech systems to visual occlusion, multi-style training data consisting of occluded video of face region coverage up to 80% is used. Experiments suggest that: 1) the proposed audio-visual multi-channel recognition system outperforms the baseline audio-only multi-channel ASR systems by up to 8.04% (31.68% relative) and 22.86% (58.51% relative) absolute WER reduction on overlapped speech constructed using either simulation or replaying of the LRS2 dataset; 2) consistent performances improvements are obtained across all audio-visual multi-channel systems when multi-task criterion based joint fine-tuning is used in place of a pipelined configuration. In particular the jointly fine-tuned audio-visual multi-channel system using mask-based MVDR beamforming produced WER reductions by up to 4.2% (19.7% relative) and 5.1% absolute (25.4% relative) on the simulated and replayed data over the pipelined system; 3) consistent performance improvements are also obtained using the proposed audio-visual multi-channel recognition system when even using occluded video input with the face region randomly covered up to 60%.

In summary, this work makes three main contributions:

- This paper presents the first work on incorporating visual inputs in both the speech separation front-end and recognition back-end within a bimodal and multi-channel inputs based overlapped speech recognition system. A systematic overview and comparison over three different audio-visual channel integration methods featuring a tight integration between the separation and recognition components is given. In contrast, video information is added into only either the separation front-end [27], [28], [39], or the recognition back-end alone [31]. A more holistic use of video cues as investigated in this paper was not considered.
- This is the first work that uses an interpolated error cost that combines the lattice-free MMI based sequence discriminative training criterion and the scale-invariant signal to noise ratio (Si-SNR) metric to integrate the separation front-end and recognition back-end. In contrast, the previous research focused on using cross entropy based error cost [5], [6], [40] in the overall end-to-end system fine-tuning and integration stage.
- This paper presents the first more complete attempt to investigate the effect from video input occlusion on both the separation and recognition components as well as the final system performance on overlapped speech. In contrast, the previous investigation on the effect from occluded video is limited to either the separation module [29] or recognition [35] component.

The rest of the paper is organized as follows. Section 2 introduces three neural network based multi-channel integration methods. Section 3 presents various forms of audio-visual multi-channel speech separation networks. Description of the recognition back-end components and their integration with the separation front-end are given in section 4. Experimental results are presented in section 5. Section 6 draws the conclusions and discusses possible future directions.

## II. MULTI-CHANNEL SPEECH SEPARATION

### A. Multi-channel signal model for overlapped speech

Ignoring the reverberation in the overlapped speech, the received speech signal  $x_r(t)$  recorded by a far-field microphone array composed of  $R$  channels can be modeled as:

$$\begin{aligned} X_r(t, f) &= G_r(f)S(t, f) + N_r(t, f) \\ &= Y_r(t, f) + N_r(t, f), \end{aligned} \quad (1)$$

where  $X_r(t, f)$ ,  $Y_r(t, f)$  and  $N_r(t, f)$  denote the short-time Fourier transform (STFT) spectrum of the overlapped, target and interfering speech received by the  $r$ th microphone respectively.  $G_r(f)$  is the propagation delay between the  $r$ th channel and the reference channel. Without loss of generality, we select the first channel as the reference channel ( $r = 1$ ) in this paper, unless otherwise stated. In the context of beamforming,  $\mathbf{G}(f) = [G_1(f), \dots, G_R(f)]$  is referred to as a steering vector.

### B. TF Masking

To separate the target speaker from other interfering sources, the *TF masking* approaches have been widely used in monaural speech separation tasks in the past few decades [12], [26], [41], [42]. Such approaches predict spectral TF mask labels that specify whether a particular TF spectrum point is dominated by the target speaker or other interfering sources to facilitate speech separation. Recently, several researches have shown that integrating the multi-channel information collected by a microphone array can improve the mask estimation of the reference channel and lead to better speech separation. It has been found in previous research that the complex ratio masks (CRMs) outperform both the binary masks (BMs) and real-value ratio masks (RMs) on speech separation [26], [43] and enhancement [44] tasks. For this reason, the CM based *TF masking* approach is implemented in this work. The complex spectrum of the separated output  $y(t, f)$  is computed as follows:

$$\begin{aligned} Y(t, f) &= M(t, f)X_r(t, f) \\ &= \mathcal{R}\{M(t, f)\}\mathcal{R}\{X_r(t, f)\} - \mathcal{I}\{M(t, f)\}\mathcal{I}\{X_r(t, f)\} \\ &\quad + j(\mathcal{I}\{M(t, f)\}\mathcal{R}\{X_r(t, f)\} - \mathcal{R}\{M(t, f)\}\mathcal{I}\{X_r(t, f)\}) \end{aligned} \quad (2)$$

where  $M(t, f) \in \mathbb{C}$  is the CM of the target speaker and  $\mathcal{R}\{\cdot\}/\mathcal{I}\{\cdot\}$  denote the real/imaginary parts of a complex number respectively. Although the *TF masking* approach can provide perceptually enhanced sounds, it has been reported that the artifacts resulting from deterministic spectral masking introduced a negative impact on downstream speech recognition system performance [2], [4], [23].

### C. Multi-channel integration using beamforming

The acoustic beamforming approaches are designed to capture sound coming from the target speaker direction while reducing interfering sounds coming from other directions. This is realized by setting the beamformer filter parameters to the target direction. A linear filter

$$\mathbf{W}(f) = [W_1(f), W_2(f), \dots, W_R(f)]^T$$

is applied to the multi-channel overlapped speech spectrum vector

$$\mathbf{X}(t, f) = [X_1(t, f), X_2(t, f), \dots, X_R(t, f)]^T$$

as follows:

$$\begin{aligned} Y(t, f) &= \mathbf{W}(f)^H \mathbf{X}(t, f) \\ &= \underbrace{\mathbf{W}(f)^H \mathbf{Y}(t, f)}_{\text{speech}} + \underbrace{\mathbf{W}(f)^H \mathbf{N}(t, f)}_{\text{noise}}, \end{aligned} \quad (3)$$

where  $(\cdot)^H$  denotes the conjugate transpose. The beamforming filter parameters in conventional beamformers are usually obtained by first estimating the steering vector, which requires the direction-of-arrival (DOA) of the target speaker before solving an optimization problem, such as MVDR beamformer. With the successful and wider application of deep learning based speech technologies, state-of-the-art neural beamforming techniques are represented by the following two approaches: 1) using NNs to directly estimate beamforming filters as in *Filter&Sum* [17]–[19]; 2) using TF masks to estimate beamforming filters as in *mask-based MVDR* or *GEV* [4], [21], [23].

### D. Filter&Sum

The neural *Filter&Sum* beamforming approaches directly estimate the beamforming filter parameters in either time domain [16]–[18] or frequency domain [19] base on deep neural networks in a fully-trainable fashion. In this work, we adopt a frequency domain *Filter&Sum* approach to produce the separated output as follows:

$$Y(t, f) = \mathbf{W}(t, f)^H \mathbf{X}(t, f) = \sum_r W_r(t, f) * X_r(t, f). \quad (4)$$

One limitation associated with the *Filter&Sum* beamformer is that the estimated filter parameters are allowed to change over very short analysis intervals, for example, between neighbouring frame windows of 25 milliseconds. In practice this is an unrealistic assumption as the speech from a target speaker tends to remain from the same direction over a longer period of time when collected using fixed microphone arrays, before he or she moves to a different position in the room.

### E. Mask-based MVDR

When choosing the  $r$ th channel as the reference channel, the residual signal distortion  $\xi_{r,d}(t, f)$  and the residual noise  $\xi_n(t, f)$  can be computed by Equation (4) and Equation (5) respectively:

$$\xi_{r,d}(t, f) = Y_r(t, f) - \mathbf{W}(f)^H \mathbf{Y}(t, f) \quad (5)$$

$$= (\mathbf{U}_r - \mathbf{W}(f)) \mathbf{Y}(t, f),$$

$$\xi_n(t, f) = \mathbf{W}(f)^H \mathbf{N}(t, f) \quad (6)$$

where  $\mathbf{U}_r = [0, 0, \dots, 1, \dots, 0]^T$  is a one-hot vector of which the  $r$ th entry equals to 1. The MVDR beamformer is designed to minimize the noise output while imposing a distortionless constraint on the target speech signal [10]:

$$\begin{aligned} &\min_{\mathbf{w}(f)} E_t\{|\xi_n(t, f)|^2\} \\ &\text{subject to : } E_t\{|\xi_{r,d}(t, f)|^2\} = 0 \end{aligned}$$

The distortionless constraint in the above optimization problem is equivalent to  $\mathbf{W}(f)^H \mathbf{G}(f) = 1$ , which can be interpreted as maintaining the energy along the target direction. It can be shown that the solution of the above MVDR beamformer is:

$$\mathbf{W}(f) = \frac{\Phi_n(f)^{-1} \mathbf{G}(f)}{\mathbf{G}(f)^H \Phi_n(f)^{-1} \mathbf{G}(f)} \quad (7)$$

$$= \frac{\Phi_n(f)^{-1} \Phi_y(f)}{\text{Trace}(\Phi_n(f)^{-1} \Phi_y(f))} \mathbf{U}_r, \quad (8)$$

where  $\Phi_n(f) = E_t\{\mathbf{N}(t, f)\mathbf{N}(t, f)^H\}$  and  $\Phi_y(t, f) = E_t\{\mathbf{Y}(t, f)\mathbf{Y}(t, f)^H\}$  are the PSD matrices of the noise and target speech respectively. The MVDR filter parameter estimation in Equation (7) is expressed in terms of the noise PSD matrices and the steering vector. Alternatively it can also be re-expressed using both the target speech and noise PSD matrices as in Equation (8).

In *mask-based MVDR* approaches, the deep neural networks are used to estimate the real-value [4], [5], [23] or complex [26] TF masks of the target speech  $M^y(t, f)$  and other interfering sources  $M^n(t, f)$  respectively. The PSD matrices corresponding to each source can be calculated with the estimated TF masks shown as follows:

$$\begin{aligned} \Phi_y(f) &= \frac{\sum_{t=1}^T (M^y(t, f) * \mathbf{X}(t, f))(M^y(t, f) * \mathbf{X}(t, f))^H}{\sum_{t=1}^T M^y(t, f) * (M^y(t, f))^H}, \\ \Phi_n(f) &= \frac{\sum_{t=1}^T (M^n(t, f) * \mathbf{X}(t, f))(M^n(t, f) * \mathbf{X}(t, f))^H}{\sum_{t=1}^T M^n(t, f) * (M^n(t, f))^H}. \end{aligned} \quad (9)$$

The MVDR beamformer filters can then be obtained using Equation (8). Compared with both the *TF masking* and *Filter&Sum* approaches, *mask-based MVDR* beamformers using the spatial temporal correlation in the PSD matrices to enforce a consistent set of filter parameters to be estimated over the analyse window, in which the location of the speakers are unchanged. Hence, the processing artifacts observed in the former two approaches can be minimized. This is particularly useful when modelling the short speech segments within which the target speaker voice is recorded from the same direction using the array. Compared with both the *TF masking* and the *Filter&Sum* approach, the *mask-based MVDR* approach retains a consistent DOA estimation with a beamforming analysis window over, for example, an utterance of speech and the minimum distortion constraint in traditional MVDR beamforming. The *mask-based MVDR* approach has demonstrated state-of-the-art performance in noisy and overlapped speech recognition [4], [5], [23].

### III. AUDIO-VISUAL MULTI-CHANNEL SPEECH SEPARATION

In this section, we introduce the proposed audio-visual multi-channel speech separation networks using *TF masking*, *Filter&Sum* and *mask-based MVDR* channel integration methods.

#### A. Audio modality

In the proposed separation front-ends, three types of audio features including the complex spectrum, the inter-microphone phase differences (IPDs) [4] and the location-guided angle

feature (AF) [22], [39] are adopted as the audio inputs. The detailed paradigm of the audio modality processing is illustrated in the top left corner of Figure 1. The complex spectrum of all the microphone array channels are first computed through the STFT. Following the same recipe as in [33], the IPD feature is calculated as follows:

$$\text{IPD}^{(i,j)}(t, f) = \angle \left( \frac{X_i(t, f)}{X_j(t, f)} \right), \quad (10)$$

where  $X_i(t, f)$  represents the  $i$ -th channel's complex spectrum of the mixed signal at time frame  $t$  and frequency bin  $f$ ,  $(i, j)$  corresponding to the selected microphone pair and  $\angle(\cdot)$  outputs the angle of the input argument. The IPD feature captures the relative phase difference between microphones, which is correlated with the time difference of arrival (TDOA).

In addition, when the geometry of the microphone array and the direction of arrival (DOA) of the target speaker  $\theta$  are given, the steering vector corresponding to the target speaker can be computed as:

$$G_i(f) = \exp \left( -j \frac{2\pi f d_{1i} \cos(\theta)}{c} \right), \quad (11)$$

where  $d_{1i}$  is the distance between  $i$ th and the first microphone ( $d_{11} = 0$ ) and  $c$  is the sound velocity. Based on the computed steering vector, the location-guided AF feature introduced in [22], [33] are also adopted to provide discriminative information for the target speaker as follows:

$$\text{AF}(t, f) = \sum_{\{(i,j)\}} \frac{\langle \text{vec}(\frac{G_i(f)}{G_j(f)}), \text{vec}(\frac{X_i(t,f)}{X_j(t,f)}) \rangle}{\|\text{vec}(\frac{G_i(f)}{G_j(f)})\| \cdot \|\text{vec}(\frac{X_i(t,f)}{X_j(t,f)})\|} \quad (12)$$

where  $\|\cdot\|$  denotes the vector norm,  $\langle \cdot, \cdot \rangle$  represents the inner product and  $\{(i, j)\}$  denotes the selected microphone pairs.  $\text{vec}(\cdot)$  transforms the complex value into a 2-D vector, where the real and imaginary parts are regarded as the two vector components. The design principle of the AF is that if the TF bin  $X_i(t, f)$  is dominated by the target speaker from direction  $\theta$ , then its corresponding  $\text{AF}(t, f)$  will be close to 1, otherwise close to 0. In this work, the DOA of the target speaker can be estimated by tracking the speaker's face from a 180-degree wide-angle camera as shown in Figure 1 (bottom left corner).

Motivated by the success of Conv-Tasnet [42] in speech separation, the temporal convolutional network (TCN) architecture, which uses a long reception field to capture more sufficient contextual information, is adopted in our separation front-ends. As shown in Figure 2, each TCN block is stacked by 8 Dilated 1-D ConvBlock with exponentially increased dilation factors  $2^0, 2^1, \dots, 2^7$ . As shown in the Audio front-end (Figure1, top left corner), the complex spectrum of each microphone array channel are first concatenated and then fed into a TCN block. The outputs are concatenated with the IPD and AF features and then fed into another TCN block to compute the audio embeddings  $\mathbf{A} \in \mathbb{R}^{T \times D}$ .

#### B. Visual modality

For the visual modality, as shown in the bottom left corner of Figure 1, the lip region of the target speaker obtained by

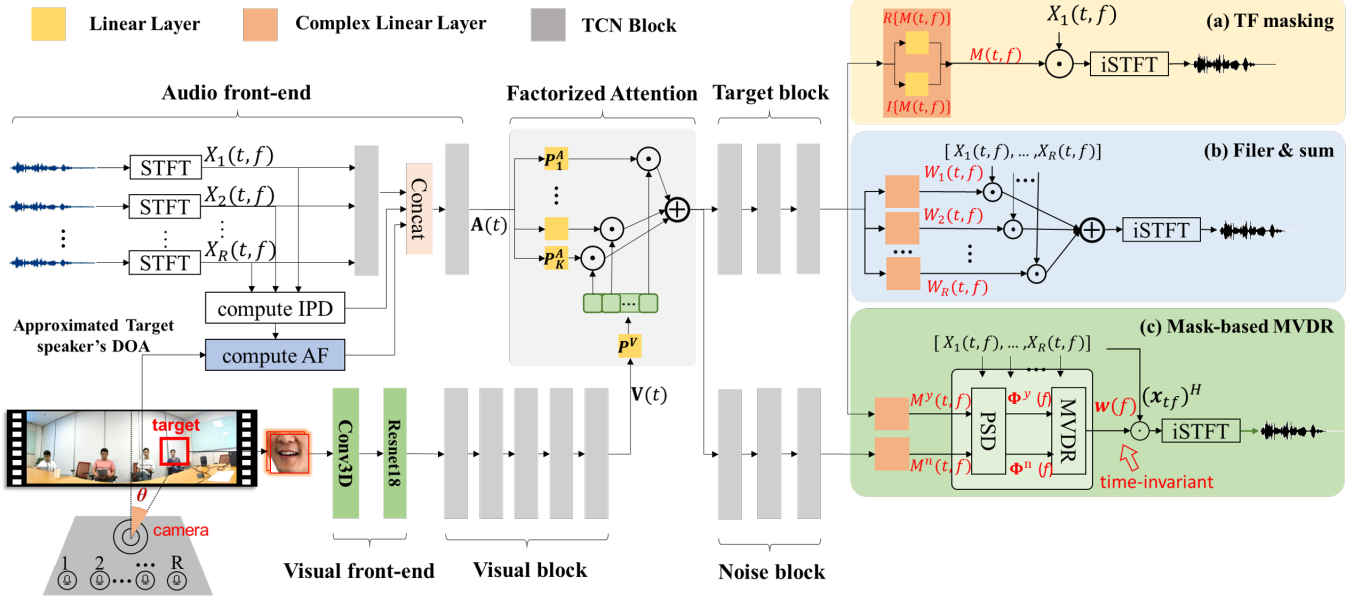


Fig. 1: Illustration of the proposed audio-visual multi-channel speech separation networks, where  $X_r(t, f)$  is the complex spectrum of each channel.  $\mathbf{V}(t)$  and  $\mathbf{A}(t)$  denotes the audio and visual embedding at frame index  $t$  respectively. The detailed paradigm of the TCN block is demonstrated in Figure 2. (a), (b) and (c) represent three options of channel integration approaches: (a) TF masking:  $M(t, f)$  represents the complex mask of the target speaker, where  $R\{M(t, f)\}$  and  $I\{M(t, f)\}$  are the real and imaginary part of the mask respectively; (b) Filter&Sum:  $W_r(t, f)$  denotes the beamforming filter parameters of the  $r$ th channel; (c) Mask-based MVDR:  $M^y(t, f)$  and  $M^n(t, f)$  are the complex masks of the target and interfering sources,  $\Phi^y(f)$  and  $\Phi^n(f)$  are the corresponding PSD matrices and  $\mathbf{W}(f)$  is the time-invariant beamforming filter parameters.

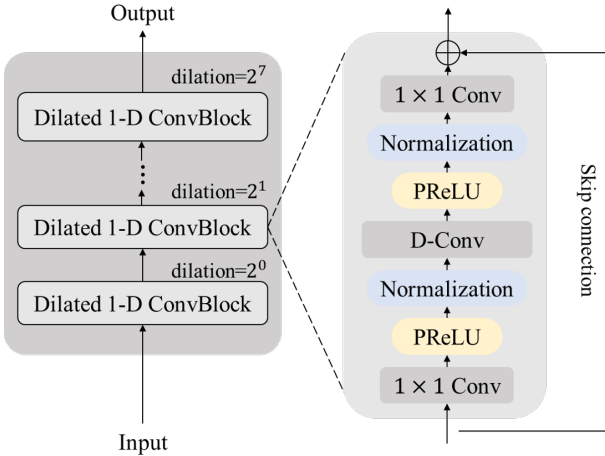


Fig. 2: Illustration the architecture of the temporal convolutional network (TCN) Block. Each dilated 1-D ConvBlock consists of a  $1 \times 1$  convolutional layer, a depth-wise separable convolution layer (D-Conv) [45], with PReLU [46] activation function and normalization added between each two convolution layers. Skip connection is added in each dilated 1-D ConvBlock.

face tracking is fed into the Visual front-end (Figure 1, bottom left corner in green) followed by the Visual block (Figure 1, bottom middle in gray) to compute the visual embeddings  $\mathbf{V} \in \mathbb{R}^{T \times D}$ . The network structure of the Visual front-end is similar as the one proposed in [47], which consists of a spatio-temporal convolution layer (Conv3D) and a 18-layer

ResNet [48] to capture the spatio-temporal dynamics of the lip movements. The Visual block consists of 5 TCN blocks. Following the work in [31], [49], [50], the Visual front-end is pretrained on the lipreading task as described in [47]. The visual modality can provide not only discriminative information to facilitate phone classification, but also crucially additional cues to track and separate the target speaker from interfering sources of sound.

### C. Modality fusion

In order to effectively integrate the audio and visual modalities, a careful design of the modality fusion scheme is required. Based on the investigation of different modality fusion methods in our previous work [39], a factorized attention-based modality fusion method, which has been proven to outperform the most commonly used feature concatenation method [27]–[29], [51] in the audio-visual speech separation front-ends, is adopted in this work.

As shown in Figure 1 (middle up, in light gray), the acoustic embedding  $\mathbf{A}(t)$  at frame index  $t$  is first factorized into  $K$  acoustic subspace vectors by a series of parallel linear transformations  $\mathbf{P}_k^A \in \mathbb{R}^{D \times D}$  and the visual embedding  $\mathbf{V}(t)$  is mapped into a  $K$  dimensional vector  $\mathbf{v}(t) = [v_1(t), \dots, v_K(t)]$  by projection matrix  $\mathbf{P}^V \in \mathbb{R}^{D \times K}$  in the factorized attention method as follows:

$$[\mathbf{a}_1(t), \dots, \mathbf{a}_K(t)] = [\mathbf{P}_1^A, \dots, \mathbf{P}_K^A] \mathbf{A}(t) \quad (13)$$

$$\mathbf{v}(t) = \text{Softmax}(\mathbf{P}^V \mathbf{V}(t)). \quad (14)$$

Then the fused audio-visual embedding  $\mathbf{AV}(t) \in \mathbb{R}^D$  is obtained by using the weighted sum of the acoustic subspace vectors:

$$\mathbf{AV}(t) = \sigma \left( \sum_{k=1}^K v_k(t) \mathbf{a}_k(t) \right) \quad (15)$$

where  $\sigma(\cdot)$  is the sigmoid function.

#### D. Channel integration

As discussed in section II, three different audio-visual multi-channel integration approaches are investigated in this work.

a) **TF masking**: The diagram of the *TF masking* approach is illustrated in Figure 1 (top right, in light yellow). The hidden outputs of the Target block (Figure 1, middle up in gray) are fed into a complex linear layer to estimate the complex mask of the reference channel. The structure of the complex linear layer is shown in Figure 1 (top right in orange), which consists of two linear layers. One is used to estimate the real part  $\mathcal{R}\{M(t, f)\}$  of the complex mask, the other is used to estimate the imaginary part  $\mathcal{I}\{M(t, f)\}$ . Based on the estimated TF mask, the output complex spectrum is then computed via Equation 2.

b) **Filter&Sum**: The diagram of the *Filter&Sum* approach is shown in Figure 1 (right middle, in light blue). Different from the *TF masking* approach, the hidden outputs of the Target block are fed into a series of complex linear layers to estimate the time variant beamforming filter parameters  $W_r(t, f)$  corresponding to each channel frame by frame. The frequency domain beamforming outputs are then computed using Equation 4.

c) **Mask-based MVDR**: The *mask-based MVDR* approach is demonstrated Figure 1 (right bottom, in green). Different from the *TF masking* and *Filter&Sum* approaches, an additional Noise block (Figure 1, middle bottom in gray) containing 3 TCN blocks and a complex linear layer are adopted to estimate the complex TF mask  $M^n(t, f)$  for the noise signals. As discussed in [4], estimating the TF masks for both the target and noise signals can improve the speech separation performance of the *mask-based MVDR* approach. With the TF masks of the target and interference speech, the beamforming filter parameters are calculated using Equation (8) and (9) described in section II-E. In this work, we assume that the location of the speakers are unchanged within each utterance, which is common in meeting and restaurant environment. Therefore, in the *mask-based MVDR* approach, the beamforming filter parameters  $\mathbf{W}(f)$  are fixed with a beamforming analysis window, for example, an utterance of speech in this work.

In all the three channel integration methods, the target speech complex spectrum extracted by each channel integration method is used to compute the target speech waveform using the inverse STFT (iSTFT) operation.

## IV. AUDIO-VISUAL MULTI-CHANNEL SPEECH RECOGNITION

In this section, we first introduce our audio-visual speech recognition back-ends and then describe the approaches to integrate the separation and recognition components.

### A. Audio-visual speech recognition back-end

Extensive audio-visual speech recognition technologies have been conducted in recent years and demonstrated their efficacy in improving speech recognition performance under both clean and adverse conditions [32], [35], [52]–[57]. Following [49], in this work, the convolutional long short-term memory fully connected neural network (CLDNN) [58] is adopted as the recognition back-end system architecture. As shown in Figure 3 (left, in dark gray), the log filter bank features are first calculated from the separated target speech waveform before being concatenated with the visual features extracted using the Visual front-end. The concatenated features are fed into the CLDNN network to estimate the frame level posteriors. To optimize the model parameters in the recognition back-end, two widely used training criteria i.e. CTC [36] and LF-MMI [37], [59] are investigated in this work:

1) **CTC**: The CTC approach uses a blank symbol, which can appear between the modelling units (graphemes, phonemes), to define an objective function that sums over all possible alignments of the reference transcription with the input sequence of speech frames:

$$\mathcal{L}_{CTC} = \sum_{u=1}^U \log \sum_{\pi^u, \pi_t^u \in \{\Omega \cup \epsilon\}} \prod_{t=1}^T P(\pi_t^u | \mathbf{O}^u) \quad (16)$$

where  $\mathbf{O}^u = [O_1^u, \dots, O_T^u]$  represents the input utterance of  $T$  frames and  $\Omega$  denotes the grapheme (phoneme) symbol set.  $\pi^u = [\pi_1^u, \dots, \pi_T^u]$  represents a possible alignment between  $\mathbf{O}^u$  against the CTC output token  $\pi_t^u$ , which are based on either a grapheme (phoneme) symbol, or a special null emission “ $\epsilon$ ” token, as considered in this paper.

2) **LF-MMI**: Sequence discriminative training techniques, represented by lattice-free MMI [37], have defined state-of-the-art hybrid ASR system performance in the past few years. The MMI criterion is a discriminative objective function which aims to maximize the probability of the reference transcription while minimizing the probability of all other transcriptions:

$$\mathcal{L}_{MMI} = \sum_{u=1}^U \log \frac{P(\mathbf{O} | \mathbf{H}^u) P(\mathbf{H}^u)}{\sum_{\tilde{\mathbf{H}}^u} P(\mathbf{O} | \tilde{\mathbf{H}}^u) P(\tilde{\mathbf{H}}^u)}$$

where  $\tilde{\mathbf{H}}^u$  represents any possible transcriptions. In recent research [59], [60], it has been shown that the end-to-end LF-MMI approach can outperform CTC based approach using either phoneme or grapheme modelling units on clean speech.

### B. Integration of the separation & recognition components

Traditionally, the speech separation and recognition components are developed separately and then used in a pipelined fashion [4], [21]–[23]. However, two issues arise with such approach: 1) the cost function mismatch between separation and recognition components cannot guarantee the separated outputs target to optimal recognition performance; 2) the artifacts created by separation can increase modeling confusion of the recognition component and lead to performance degradation.

According to [25], [26], [40], [61], tight integration of the two components with joint fine-tuning can address above two





of the microphone array used during recording is the same as that used in simulation. The target and interfering speakers are located at following directions related to the mounted camera, i.e.  $(15^\circ, 30^\circ)$ ,  $(45^\circ, 30^\circ)$ ,  $(75^\circ, 30^\circ)$ ,  $(105^\circ, 30^\circ)$ ,  $(30^\circ, 60^\circ)$ ,  $(90^\circ, 60^\circ)$ ,  $(120^\circ, 60^\circ)$  and  $(150^\circ, 60^\circ)$ , where the distance between the loudspeakers and microphones ranges from 1m to 1.5m. In the replayed data, the approximated DOA of the target speaker is obtained by the 180 degree camera mounted on top of the microphone array. The average overlapping ratio of the replayed overlapped speech is around 80% and SIR is around 1.5dB.

#### D. Visual occlusion

To investigate and improve the robustness of the proposed systems to visual occlusion, we artificially added occlusions to the video frames in the form of square random patches as shown in Figure 6. The square random patches are located at the lip region of speaker with size randomly sampled from  $45 \times 45$  to  $60 \times 60$  pixels. This is more realistic than simply zeroing out the incoming visual frames using dropout, as occluded video frames still produce valid feature vectors. For each utterance, we randomly occluded a number of contiguous frames in its video. The clear-to-occluded frame ratio is randomly sampled from 20%, 40%, 60% and 80%.



Fig. 6: Examples frames of visual occlusion

#### E. Implementation details

**Features:** 1) In the separation front-ends (Figure 1, top left corner), the 257-dimensional complex spectrum of each channel is extracted using a 512-point FFT with 32ms hanning window and 16ms frame rate. In our implementation, the STFT operation is implemented as a convolution layer to enable on-the-fly computation. The AF and IPD features are computed using 9 microphone pairs (1,15), (2, 14), (3, 13), (1, 7), (12, 4), (11, 5), (12, 8), (7, 10) and (8, 9). These microphone pairs are selected to sample different spacing between microphones following [15], [33]. 2) The 40-dimensional log filter bank features extracted using a 40ms window and 10ms frame rate are adopted as the input feature of the recognition back-end. Similar to the STFT operation, the log filter bank extractor is also implemented as a layer in the network to enable on-line extraction. 3) For the visual front-end, the original  $160 \times 160$  video frames in LRS2 are centrally cropped by a  $112 \times 112$  window and then up-sampled to align with the audio frames via linear interpolation.

**Separation front-end:** In the separation front-ends (Figure 1, middle, in gray), for each TCN block (Figure 2), the number

of channels in the  $1 \times 1$  Conv layer is set to be 256 for every Dilated 1-D ConvBlock. As for the D-Conv layer, the kernel size is set to be 3 with 512 channels. The Visual front-end (Figure 1, bottom left corner in green) uses the same hyper-parameter settings as described in [47]. Following [33], the number of the acoustic subspace  $K$  is set to be 10 with  $\mathbf{P}^V \in \mathbb{R}^{256 \times 10}$  and  $\mathbf{P}_k^A \in \mathbb{R}^{256 \times 256}$  in the factorized attention layer. The output dimension of the complex linear layer is set to be 257.

**Recognition back-end:** In our experiments, the CTC and LF-MMI based recognition back-ends use the same neural network structure, which consists of four 2-dimensional convolutional layers with channel sizes (64, 64, 128, 128) and kernel size  $3 \times 3$  followed by four 1280 hidden units BLSTM layers and a softmax layer. Context-free grapheme units are used as the output layer targets in both the CTC and LF-MMI based models. The end-to-end LF-MMI criterion is implemented following the recipe<sup>1</sup> in [38]. The language model (LM) used in recognition is a 4-gram LM constructed on 2.33M words of the LRS2 Train-val and Pre-train data transcripts.

All of our models are trained using 4 NVIDIA Tesla P40 GPU cards. For all results presented in this paper, matched pairs sentence-segment word error (MAPSSWE) based statistical significance test was performed at a significance level  $\alpha = 0.05$ .

## VI. EXPERIMENTAL RESULTS

In this section, we describe the experiment results. First, to investigate the effectiveness of visual features extracted from the video frames, we compare the audio-only and audio-visual speech recognition systems without explicit speech separation components on non-overlapped and overlapped speech. Second, to tightly integrate the separation front-end and recognition back-end, we investigate the performance of three different integration methods in the proposed systems. We use the original LRS2 utterances as the echo free non-overlapped speech. The reverberant non-overlapped speech is simulated from the original LRS2 data using image-source method. Third, we systematically investigate the impact of the visual features on the proposed system to confirm the strength and importance of the visual information. Finally, we investigate the impact of visual occlusion on the proposed systems.

#### A. Speech recognition without separation front-end

Table I presents the WER results of the CTC and LF-MMI based ASR and AVSR systems without using microphone array and explicit speech separation components on echo free and reverberant speech with or without speech overlapping.

Several trends can be observed from Table I:

- 1) For both the CTC and LF-MMI based systems, using visual information can significantly improve the recognition performance over the audio-only systems by up to 1.27% (sys1 vs sys2) and 2.75% (sys7 vs sys8) absolute WER reduction on echo free and reverberant non-overlapped speech. Especially, the audio-visual recognition system largely outperforms the audio-only system by up to

<sup>1</sup><https://github.com/pytorch/examples/>



33.28% and 48.62% (sys9 vs sys10) absolute WER reduction on simulated and replayed overlapped speech respectively, which proves the effectiveness of the extracted visual features on overlapped speech recognition.

- 2) In our experiments, both the reverberation and the interfering speech are introduced into the simulated and replayed multi-channel overlapped speech. Compared with the large performance degradation over 50% absolute WER increase caused by speech overlapping (sys5 vs sys9, sys 7 vs sys11), the reverberation only introduces around 4% absolute WER degradation against the echo free speech (sys1 vs sys5, sys3 vs sys7). This indicates that overlapping speech (sys9-12) is the more dominant contributing factor leading to large performance degradation against clean speech based recognition systems (sys1-4) than reverberation (sys5-8) on the LSR2 data considered in this paper.
- 3) The LF-MMI based systems outperform the CTC based systems on both non-overlapped and overlapped speech with and without visual modality in our experiments.

Based on the second observation, we focus on solving the speech overlapping issue in this work. Since we are not aiming at dereverberation in our overlapped speech recognition systems, the WER results on the reverberant non-overlapped speech (sys5-8) can be defined as the upper bound for all subsequent experiments.

TABLE I: Performance of single channel ASR and AVSR systems on echo free and reverberant speech with or without overlapping. "simu" and "replay" denotes the simulated and replayed test data. <sup>†</sup> denotes a statistically significant improvement is obtained over the corresponding ASR baseline.

Sys	Data	Criterion	+visual	WER (%)	
				simu	replay
1	Echo free non-overlapped	$\mathcal{L}_{CTC}$	✗	11.04	
2			✓	9.77 <sup>†</sup>	
3		$\mathcal{L}_{LF-MMI}$	✗	9.44	
4			✓	8.55 <sup>†</sup>	
5	Reverberant non-overlapped	$\mathcal{L}_{CTC}$	✗	15.33	
6			✓	13.93 <sup>†</sup>	
7		$\mathcal{L}_{LF-MMI}$	✗	14.36	
8			✓	11.61 <sup>†</sup>	
9	raw channel 1 overlapped	$\mathcal{L}_{CTC}$	✗	75.34	80.55
10			✓	32.06 <sup>†</sup>	31.93 <sup>†</sup>
11		$\mathcal{L}_{LF-MMI}$	✗	65.44	71.03
12			✓	28.92 <sup>†</sup>	28.89 <sup>†</sup>

### B. Performance of different fine-tuning methods

The WER results of the audio-visual multi-channel system using different fine-tuning approaches aiming for integrating the separation front-end and recognition back-end are shown in Table II. In these experiment, the visual features are used in both the separation and recognition components, while the AF features are adopted in the separation front-end only. Before integration, both the separation and the recognition components are trained separately. In the pipelined systems (sys1, sys4), the recognition back-ends are fine-tuned using the separation outputs, while the separation front-ends are

kept unchanged. In the jointly fine-tuned systems, both the separation and recognition components are fine-tuned using the recognition cost function (sys2, sys5) or multi-task criterion (sys3, sys6). For the CTC based system,  $\alpha$  is set as 0.1 for the *TF masking* approach and 1 for the *Filter&Sum* and *mask-based MVDR* approaches. For the LF-MMI system,  $\alpha$  is set as 0.01 (Larger  $\alpha$  will lead to performance degradation) for all the three channel integration approaches.

Several trends can be observed from Table II:

- 1) The jointly fine-tuned systems consistently outperform the pipelined systems for all the three channel integration methods (sys1 vs sys2, sys4 vs sys5), which confirms our arguments in section III-B.
- 2) Compared with the jointly fine-tuned systems using only the recognition cost, systems using multi-task criterion only provide marginal recognition improvements (sys2 vs sys3, sys5 vs sys6).
- 3) Different from the trend in Table I, the LF-MMI based jointly fine-tuned systems do not always outperform the CTC based systems, especially on the test set.

Considering the average performance contrast between the CTC and LF-MMI costs fine-tuned systems over three beamforming methods on both the simulated and replayed data in Table II (sys 3 vs sys 6), we adopt jointly fine-tuned systems using only the CTC recognition cost function in all subsequent experiments.

### C. Performance of audio-visual multi-channel AVSR systems

In this section, we systematically investigate the performance improvements attributed to the visual modality in three types of audio-visual multi-channel overlapped speech recognition systems featuring *TF masking*, *Filter&Sum* and *mask-based MVDR* neural beamformers. The visual modality's impact on system performance is further analysed in a more advanced AVSR system configuration when it is used in combination with the angle features described previously in Section III-A. To compare the performance between the conventional channel integration methods with the NN based methods, the traditional frequency domain delay and sum (*Delay&Sum*) beamformer is also adopted in this experiment. The steering vectors used in such beamformer are computed based on the ground truth DOA for the simulated data and the approximated DOA for the replayed data.

From Table III, several trends can be observed:

- 1) Adding visual features can significantly improve the recognition performance on both the simulated and replayed overlapped speech by up to 13.87% and 28.72% (sys5 vs sys9), 13.03% and 23.96% (sys10 vs sys14), 8.04% and 22.86% (sys15 vs sys18) absolute WER reduction for the *TF masking*, *Filter&Sum* and *mask-based MVDR* approaches respectively.
- 2) When we only use the visual, but not the angle features in the proposed audio-visual multi-channel AVSR systems (sys8, sys13, sys18), similar recognition performance is retained on both simulated and replayed data for all the three channel integration methods (sys8 vs sys9, sys13 vs sys14, sys18 vs sys19).

TABLE II: Performance of different fine-tuning methods conducted on audio-visual multi-channel speech recognition systems. <sup>†</sup> and <sup>‡</sup> denotes a statistically significant improvement is obtained on the pipelined CTC (sys1) and LF-MMI (sys6) systems.

Sys	Fine-tuning			TF masking		Filter&Sum		MVDR	
	Criterion	Sep.	Recg.	simu	replay	simu	replay	simu	replay
1	$\mathcal{L}_{CTC}$	✗	✓	22.9	23.2	19.2	24.1	19.3	17.3
2	$\mathcal{L}_{CTC}$	✓	✓	19.3 <sup>†</sup>	18.0 <sup>†</sup>	17.2 <sup>†</sup>	19.9 <sup>†</sup>	18.6 <sup>†</sup>	16.9 <sup>†</sup>
3	$\mathcal{L}_{CTC} + \alpha\mathcal{L}_{Si-SNR}$	✓	✓	<b>18.6<sup>†</sup></b>	<b>18.0<sup>†</sup></b>	<b>16.1<sup>†</sup></b>	<b>19.2<sup>†</sup></b>	<b>18.4<sup>†</sup></b>	<b>16.9<sup>†</sup></b>
4	$\mathcal{L}_{LF-MMI}$	✗	✓	20.7	21.4	18.2	25.1	20.3	20.1
5	$\mathcal{L}_{LF-MMI}$	✓	✓	17.7 <sup>‡</sup>	18.7 <sup>‡</sup>	16.9 <sup>‡</sup>	22.4 <sup>‡</sup>	16.3 <sup>‡</sup>	15.5 <sup>‡</sup>
6	$\mathcal{L}_{LF-MMI} + \alpha\mathcal{L}_{Si-SNR}$	✓	✓	<b>17.7<sup>‡</sup></b>	<b>18.3<sup>‡</sup></b>	<b>16.6<sup>‡</sup></b>	<b>21.6<sup>‡</sup></b>	<b>16.1<sup>‡</sup></b>	<b>15.0<sup>‡</sup></b>

- Using visual information in both the separation and recognition back-ends performs better than using visual information only in the separation back-ends. (sys7 vs sys9, sys12 vs sys14, sys17 vs sys19)
- When we only use the angle features, a large performance gap between the simulated and replayed data can be observed (sys5,10,15). Since we use the ground truth DOA for the simulated data and approximated DOA for the replayed data, this phenomenon indicates that these three systems (sys5,10,15) are sensitive to the precision of the DOA estimation. However, by adding visual features (sys6-9, sys11-14, sys16-19), such performance gap is narrowed down greatly, which further confirms the efficacy of the visual modality.
- The NN based separation front-ends (sys5-19) outperform the conventional *Delay&Sum* beamformer (sys3-4), which confirms the strength of the NN based channel integration methods. In addition, compared with the *TF masking* (sys5-9) and *Filter&Sum* (sys10-14) approaches, the *mask-based MVDR* systems (sys15-19) consistently show better performance on the replayed data set.

TABLE III: Performance of audio-only and audio-visual overlapped speech recognition systems using various channel integration methods. The separation and recognition components are jointly fine-tuned using the CTC loss. "AF" denotes angle feature. <sup>†</sup>, <sup>‡</sup> and \* denotes a statistically significant improvement is obtained over the *TF masking* (sys5), *Filter&Sum* (sys10) and *mask-based MVDR* (sys15) audio-only baseline systems.

Sys	Separation			Recognition +visual	WER(%)	
	method	AF <sup>†</sup>	+visual		simu	replay
1	raw channel 1			✗	75.36	80.55
2				✓	32.06	31.93
3	Delay&Sum	✓	-	✗	49.25	44.34
4		✓	-	✓	25.81	24.46
5	TF masking	✓	✗	✗	33.12	46.75
6		✗	✓	✗	24.64 <sup>†</sup>	26.49 <sup>†</sup>
7		✓	✓	✗	23.17 <sup>†</sup>	23.59 <sup>†</sup>
8		✗	✓	✓	21.32 <sup>†</sup>	21.52 <sup>†</sup>
9		✓	✓	✓	<b>19.25<sup>†</sup></b>	<b>18.03<sup>†</sup></b>
10	Filter&Sum	✓	✗	✗	30.24	43.83
11		✗	✓	✗	23.09 <sup>‡</sup>	24.67 <sup>‡</sup>
12		✓	✓	✗	21.77 <sup>‡</sup>	24.66 <sup>‡</sup>
13		✗	✓	✓	21.02 <sup>‡</sup>	20.02 <sup>‡</sup>
14		✓	✓	✓	<b>17.21<sup>‡</sup></b>	<b>19.87<sup>‡</sup></b>
15	Mask-based MVDR	✓	✗	✗	25.38	39.07
16		✗	✓	✗	23.96*	23.48*
17		✓	✓	✗	23.41*	21.17*
18		✗	✓	✓	<b>17.34*</b>	<b>16.21*</b>
19		✓	✓	✓	18.57*	16.85*

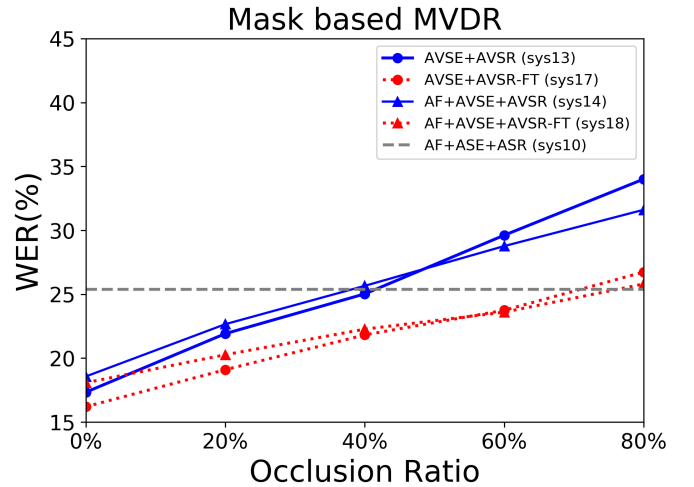
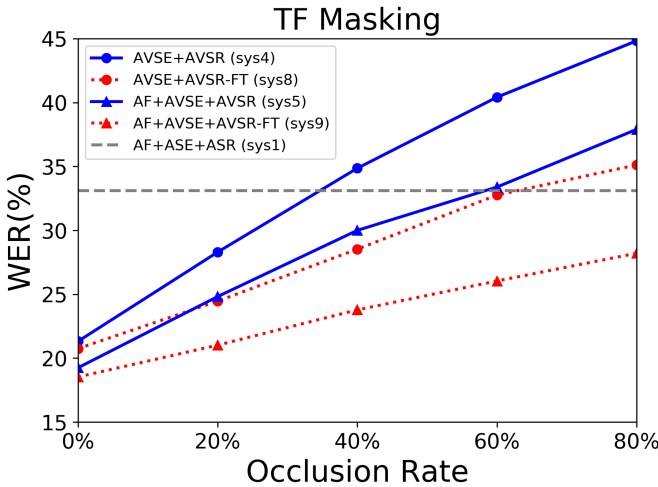


Fig. 7: WER(%) of CTC fine-tuned TF masking and mask-based MVDR based AVSR systems of Table III when trained and evaluated on data with visual occlusion ranging from 0% up to 80% coverage of the face region. "AVSE" and "AVSR" denote using visual modality in the separation front-end and recognition back-end respectively, "AF+" stands for optionally using angle features, "+FT" denotes fine-tuning the system on multi-style data mixed with original and occluded video features.

TABLE IV: WER(%) of CTC fine-tuned TF masking and mask-based MVDR based AVSR systems when trained and evaluated on data with visual occlusion ranging from 0% up to 80% coverage of the face region. † and ‡ denotes a statistically significant improvement is obtained over the *TF masking* (sys1) and *mask-based MVDR* (sys10) based audio-only systems.

Sys	Separation			Recognition	Training set		WER(%)				
	method	AF	+visual	+visual	no-occ	occ	0%	20%	40%	60%	80%
1	TF masking	✓	✗	✗	200h	✗	33.12				
2		✗	✓	✗	200h	✗	24.64†	30.02†	34.91	39.88	44.52
3		✓	✓	✗	200h	✗	23.17†	27.88†	32.48	36.56	39.77
4		✗	✓	✓	200h	✗	21.32†	28.30†	34.86	40.42	44.83
5		✓	✓	✓	200h	✗	<b>19.25†</b>	<b>24.82†</b>	<b>30.00†</b>	<b>33.39</b>	<b>37.90</b>
6		✗	✓	✗	200h	200h	24.43†	27.57†	29.8†	32.39	34.44
7		✓	✓	✗	200h	200h	23.39†	25.5†	27.54†	29.44†	30.87†
8		✗	✓	✓	200h	200h	20.75†	24.46†	28.53†	32.76	35.12
9		✓	✓	✓	200h	200h	<b>18.57†</b>	<b>21.02†</b>	<b>23.78†</b>	<b>26.04†</b>	<b>28.21†</b>
10	Mask-based MVDR	✓	✗	✗	200h	✗	25.38				
11		✗	✓	✗	200h	✗	23.96‡	24.55‡	26.70	28.59	31.20
12		✓	✓	✗	200h	✗	23.41‡	23.81‡	23.99‡	24.55‡	25.36
13		✗	✓	✓	200h	✗	<b>17.34‡</b>	<b>21.92‡</b>	<b>25.03</b>	29.62	34.01
14		✓	✓	✓	200h	✗	18.57‡	22.66‡	25.66	<b>28.77</b>	<b>31.61</b>
15		✗	✓	✗	200h	200h	23.62‡	24.17‡	25.63	25.53	27.16
16		✓	✓	✗	200h	200h	22.85‡	23.35‡	23.62‡	24.16‡	24.27‡
17		✗	✓	✓	200h	200h	<b>16.20‡</b>	<b>19.10‡</b>	<b>21.82‡</b>	23.75‡	26.74
18		✓	✓	✓	200h	200h	18.08‡	20.27‡	22.27‡	<b>23.60‡</b>	<b>25.80</b>

#### D. Impact of visual occlusion

In this section, we further investigate the robustness of the proposed AVSR multi-channel recognition systems when the video data quality is degraded under occlusion. We use a 400 hour multi-style audio-visual training data set containing a 200h subset with video occlusion applied and the remaining half based on the original 200h data without occlusion to fine-tune the *TF masking* and *mask-based MVDR* systems from section VI-C with the CTC cost function.

Several trends can be observed from Table IV and Figure 7:

- 1) Although visual occlusion can cause performance degradation, the proposed systems audio-visual multi-channel recognition systems consistently outperform the baseline audio-only systems even when using occluded video input with the face region randomly covered up to 80% for the *TF masking* (sys1 vs sys9) and 60% for the *mask-based MVDR* (sys10 vs sys19) approach.
- 2) As shown in Figure 7, the *mask-based MVDR* based systems are more robust to visual occlusions than the *TF masking* based systems.
- 3) In the *TF masking* systems, using AF can consistently improve the system robustness to visual occlusions (sys4 vs sys5, sys8 vs sys9). However, for the *mask-based MVDR* systems, angle features only show their effectiveness when the occlusion rate is larger than 60% (sys13 vs sys14, sys17 vs sys18).

One possible explanation to the above trends is that the *mask-based MVDR* filter estimation exploits audio-video information across the entire speech segment thus more robust to the partial, if not complete, occlusion being applied to the video data. This is in contrast to the other beamforming methods where no explicit constraint on using such longer span spatial-temporal contexts is enforced.

#### VII. CONCLUSION

In this work, we propose an audio-visual multi-channel based recognition system for overlapped speech. A series of audio-visual multi-channel speech separation front-ends based on *TF masking*, *Filter&Sum*, and *mask-based MVDR* are developed. Jointly fine-tuning approaches are studied to integrate the separation and recognition components. The impact of visual occlusion is also investigated. Experiments suggest that the proposed system significantly outperforms the baseline audio-only multi-channel ASR system on overlapped speech constructed using either simulation or replaying of the LRS2 dataset, which demonstrate the advantages of the visual information for overlapped speech recognition. In the future, this work will be extended to: 1) further integrating an audio-video de-reverberation component; 2) multi-input multi-output AVSR systems facilitating speech separation and recognition for multi-talkers' speech.

#### ACKNOWLEDGMENT

This research is supported by Hong Kong Research Grants Council GRF grant No. 14200218, 14200220, Theme-based Research Scheme T45-407/19N, Innovation & Technology Fund grant No. ITS/254/19, and Shun Hing Institute of Advanced Engineering grant No. MMT-p1-19.

The authors would like to thank Yiwen Shao and Yiming Wang for the deep discussion about the LF-MMI implementation details.

#### REFERENCES

- [1] J. Barker, R. Marxer, E. Vincent, and S. Watanabe, "The third 'chime' speech separation and recognition challenge: Dataset, task and baselines," in *2015 IEEE Workshop on Automatic Speech Recognition and Understanding (ASRU)*. IEEE, 2015, pp. 504–511.
- [2] T. Yoshioka, N. Ito, et al., "The ntt chime-3 system: Advances in speech enhancement and recognition for mobile multi-microphone devices," in *IEEE Workshop on Automatic Speech Recognition and Understanding (ASRU)*, 2015, pp. 436–443.

- [3] M. Harper, "The automatic speech recognition in reverberant environments (aspire) challenge," in *2015 IEEE Workshop on Automatic Speech Recognition and Understanding (ASRU)*. IEEE, 2015, pp. 547–554.
- [4] T. Yoshioka, H. Erdogan, Z. Chen, X. Xiao, and F. Alleva, "Recognizing overlapped speech in meetings: A multichannel separation approach using neural networks," *Interspeech*, 2018.
- [5] X. Chang, W. Zhang, Y. Qian, J. L. Roux, and S. Watanabe, "Mimo-speech: End-to-end multi-channel multi-speaker speech recognition," *IEEE Automatic Speech Recognition and Understanding Workshop (ASRU)*, 2019.
- [6] X. Chang, W. Zhang, Y. Qian, J. Le Roux, and S. Watanabe, "End-to-end multi-speaker speech recognition with transformer," in *IEEE International Conference on Acoustics, Speech and Signal Processing (ICASSP)*, 2020, pp. 6134–6138.
- [7] B. D. Van Veen and K. M. Buckley, "Beamforming: A versatile approach to spatial filtering," *IEEE assp magazine*, vol. 5, no. 2, pp. 4–24, 1988.
- [8] X. Anguera, C. Wooters, and J. Hernando, "Acoustic beamforming for speaker diarization of meetings," *IEEE Transactions on Audio, Speech, and Language Processing*, vol. 15, no. 7, pp. 2011–2022, 2007.
- [9] D. A. Pados and G. N. Karystinos, "An iterative algorithm for the computation of the mvdr filter," *IEEE Transactions On signal processing*, vol. 49, no. 2, pp. 290–300, 2001.
- [10] M. Souden, J. Benesty, and S. Affes, "On optimal frequency-domain multichannel linear filtering for noise reduction," *IEEE Transactions on audio, speech, and language processing*, vol. 18, no. 2, pp. 260–276, 2009.
- [11] E. Warsitz and R. Haeb-Umbach, "Blind acoustic beamforming based on generalized eigenvalue decomposition," *IEEE Transactions on audio, speech, and language processing*, vol. 15, no. 5, pp. 1529–1539, 2007.
- [12] D. Wang and J. Chen, "Supervised speech separation based on deep learning: An overview," *IEEE/ACM Transactions on Audio, Speech, and Language Processing*, vol. 26, no. 10, pp. 1702–1726, 2018.
- [13] M. Kolbek, D. Yu, Z.-H. Tan, and J. Jensen, "Multitalker speech separation with utterance-level permutation invariant training of deep recurrent neural networks," *IEEE/ACM Transactions on Audio, Speech, and Language Processing*, pp. 1901–1913, 2017.
- [14] F. Bahmaninezhad, J. Wu, R. Gu, S.-X. Zhang, Y. Xu, M. Yu, and D. Yu, "A comprehensive study of speech separation: spectrogram vs waveform separation," *Interspeech*, 2019.
- [15] L. Chen, M. Yu, D. Su, and D. Yu, "Multi-band pit and model integration for improved multi-channel speech separation," in *IEEE International Conference on Acoustics, Speech and Signal Processing (ICASSP)*, 2019, pp. 705–709.
- [16] T. N. Sainath, R. J. Weiss, K. W. Wilson, B. Li, A. Narayanan, E. Variiani, K. Bacchiani *et al.*, "Multichannel signal processing with deep neural networks for automatic speech recognition," *IEEE/ACM Transactions on Audio, Speech, and Language Processing*, vol. 25, no. 5, pp. 965–979, 2017.
- [17] Y. Luo, C. Han, N. Mesgarani, E. Ceolini, and S.-C. Liu, "Fasnet: Low-latency adaptive beamforming for multi-microphone audio processing," in *IEEE Automatic Speech Recognition and Understanding Workshop (ASRU)*, 2019, pp. 260–267.
- [18] Y. Luo, Z. Chen, N. Mesgarani, and T. Yoshioka, "End-to-end microphone permutation and number invariant multi-channel speech separation," in *IEEE International Conference on Acoustics, Speech and Signal Processing (ICASSP)*, 2020, pp. 6394–6398.
- [19] X. Xiao, S. Watanabe, H. Erdogan, L. Lu, J. Hershey, M. L. Seltzer, G. Chen, Y. Zhang, M. Mandel, and D. Yu, "Deep beamforming networks for multi-channel speech recognition," in *IEEE International Conference on Acoustics, Speech and Signal Processing (ICASSP)*, 2016, pp. 5745–5749.
- [20] Z.-Q. Wang and D. Wang, "On spatial features for supervised speech separation and its application to beamforming and robust asr," in *2018 IEEE International Conference on Acoustics, Speech and Signal Processing (ICASSP)*. IEEE, 2018, pp. 5709–5713.
- [21] H. Erdogan, J. R. Hershey, S. Watanabe, M. I. Mandel, and J. Le Roux, "Improved mvdr beamforming using single-channel mask prediction networks," in *Interspeech*, 2016, pp. 1981–1985.
- [22] Z. Chen, X. Xiao, T. Yoshioka, H. Erdogan, J. Li, and Y. Gong, "Multi-channel overlapped speech recognition with location guided speech extraction network," in *IEEE Spoken Language Technology Workshop (SLT)*, 2018, pp. 558–565.
- [23] T. Yoshioka *et al.*, "Multi-microphone neural speech separation for far-field multi-talker speech recognition," in *IEEE International Conference on Acoustics, Speech and Signal Processing (ICASSP)*, 2018, pp. 5739–5743.
- [24] J. Heymann, L. Drude, and R. Haeb-Umbach, "Neural network based spectral mask estimation for acoustic beamforming," in *IEEE International Conference on Acoustics, Speech and Signal Processing (ICASSP)*, 2016, pp. 196–200.
- [25] J. Heymann, L. Drude, C. Boeddeker, P. Hanebrink, and R. Haeb-Umbach, "Beamnet: End-to-end training of a beamformer-supported multi-channel asr system," in *IEEE International Conference on Acoustics, Speech and Signal Processing (ICASSP)*, 2017, pp. 5325–5329.
- [26] Y. Xu, C. Weng, L. Hui, J. Liu, M. Yu, D. Su, and D. Yu, "Joint training of complex ratio mask based beamformer and acoustic model for noise robust asr," in *IEEE International Conference on Acoustics, Speech and Signal Processing (ICASSP)*, 2019, pp. 6745–6749.
- [27] T. Afouras, J. S. Chung, and A. Zisserman, "The conversation: Deep audio-visual speech enhancement," *Interspeech*, 2018.
- [28] J. Wu, Y. Xu, S.-X. Zhang, L.-W. Chen, M. Yu, L. Xie, and D. Yu, "Time domain audio visual speech separation," *IEEE Automatic Speech Recognition and Understanding Workshop (ASRU)*, 2019.
- [29] T. Afouras, J. S. Chung, and A. Zisserman, "My lips are concealed: Audio-visual speech enhancement through obstructions," *Interspeech*, 2019.
- [30] G.-L. Chao, W. Chan, and I. Lane, "Speaker-targeted audio-visual models for speech recognition in cocktail-party environments," *Interspeech*, pp. 2120–2124, 2016.
- [31] J. Yu, S.-X. Zhang, J. Wu, S. Ghorbani, B. Wu, S. Kang, S. Liu, X. Liu, H. Meng, and D. Yu, "Audio-visual recognition of overlapped speech for the lrs2 dataset," *IEEE International Conference on Acoustics, Speech and Signal Processing (ICASSP)*, 2020.
- [32] T. Makino, H. Liao, Y. Assael, B. Shillingford, B. Garcia, O. Braga, and O. Siohan, "Recurrent neural network transducer for audio-visual speech recognition," in *2019 IEEE Automatic Speech Recognition and Understanding Workshop (ASRU)*. IEEE, 2019, pp. 905–912.
- [33] R. Gu, S.-X. Zhang, Y. Xu, L. Chen, Y. Zou, and D. Yu, "Multi-modal multi-channel target speech separation," *IEEE Journal of Selected Topics in Signal Processing*, 2020.
- [34] K. Tan, Y. Xu *et al.*, "Audio-visual speech separation and dereverberation with a two-stage multimodal network," *IEEE Journal of Selected Topics in Signal Processing*, 2020.
- [35] S. Zhang, M. Lei, B. Ma, and L. Xie, "Robust audio-visual speech recognition using bimodal dfsnn with multi-condition training and dropout regularization," in *ICASSP 2019-2019 IEEE International Conference on Acoustics, Speech and Signal Processing (ICASSP)*. IEEE, 2019, pp. 6570–6574.
- [36] A. Graves, S. Fernández, F. Gomez, and J. Schmidhuber, "Connectionist temporal classification: labelling unsegmented sequence data with recurrent neural networks," in *Proceedings of the 23rd international conference on Machine learning*, 2006, pp. 369–376.
- [37] D. Povey, V. Peddinti, D. Galvez, P. Ghahremani, V. Manohar, X. Na, Y. Wang, and S. Khudanpur, "Purely sequence-trained neural networks for asr based on lattice-free mmi," in *Interspeech*, 2016, pp. 2751–2755.
- [38] Y. Shao, Y. Wang, D. Povey, and S. Khudanpur, "Pychain: A fully parallelized pytorch implementation of lf-mmi for end-to-end asr," *arXiv preprint arXiv:2005.09824*, 2020.
- [39] R. Gu, J. Wu, S.-X. Zhang, L. Chen, Y. Xu, M. Yu, D. Su, Y. Zou, and D. Yu, "End-to-end multi-channel speech separation," *arXiv*, pp. arXiv-1905, 2019.
- [40] T. von Neumann, K. Kinoshita, L. Drude, C. Boeddeker, M. Delcroix, T. Nakatani, and R. Haeb-Umbach, "End-to-end training of time domain audio separation and recognition," in *IEEE International Conference on Acoustics, Speech and Signal Processing (ICASSP)*, 2020, pp. 7004–7008.
- [41] D. Wang, "Time-frequency masking for speech separation and its potential for hearing aid design," *Trends in amplification*, vol. 12, no. 4, pp. 332–353, 2008.
- [42] Y. Luo and N. Mesgarani, "Conv-tasnet: Surpassing ideal time-frequency magnitude masking for speech separation," *IEEE/ACM transactions on audio, speech, and language processing*, vol. 27, no. 8, pp. 1256–1266, 2019.
- [43] D. S. Williamson, Y. Wang, and D. Wang, "Complex ratio masking for monaural speech separation," *IEEE/ACM transactions on audio, speech, and language processing*, vol. 24, no. 3, pp. 483–492, 2015.
- [44] Y. Hu, Y. Liu, S. Lv, M. Xing, S. Zhang, Y. Fu, J. Wu, B. Zhang, and L. Xie, "Dccrn: Deep complex convolution recurrent network for phase-aware speech enhancement," *arXiv preprint arXiv:2008.00264*, 2020.
- [45] F. Chollet, "Xception: Deep learning with depthwise separable convolutions," in *Proceedings of the IEEE conference on computer vision and pattern recognition*, 2017, pp. 1251–1258.

- [46] K. He, X. Zhang, S. Ren, and J. Sun, "Delving deep into rectifiers: Surpassing human-level performance on imagenet classification," in *Proceedings of the IEEE international conference on computer vision*, 2015, pp. 1026–1034.
- [47] T. Afouras, J. S. Chung, and A. Zisserman, "Deep lip reading: a comparison of models and an online application," *Interspeech*, 2018.
- [48] K. He, X. Zhang, S. Ren, and J. Sun, "Deep residual learning for image recognition," in *Proceedings of the IEEE conference on computer vision and pattern recognition*, 2016, pp. 770–778.
- [49] J. Yu, B. Wu, R. G. Yu, S.-X. Zhang, L. Chen, M. Yu, Y. Xu, D. Su, D. Yu, X. Liu, and H. Meng, "Audio-visual multi-channel recognition of overlapped speech," *Interspeech*, 2020.
- [50] S. Petridis, T. Stafylakis, P. Ma, G. Tzimiropoulos, and M. Pantic, "Audio-visual speech recognition with a hybrid ctc/attention architecture," in *2018 IEEE Spoken Language Technology Workshop (SLT)*. IEEE, 2018, pp. 513–520.
- [51] A. Ephrat, I. Mosseri, O. Lang, T. Dekel, K. Wilson, A. Hassidim, W. T. Freeman, and M. Rubinstein, "Looking to listen at the cocktail party: A speaker-independent audio-visual model for speech separation," *arXiv preprint arXiv:1804.03619*, 2018.
- [52] S. Dupont and J. Luetttin, "Audio-visual speech modeling for continuous speech recognition," *IEEE transactions on multimedia*, vol. 2, no. 3, pp. 141–151, 2000.
- [53] G. Potamianos, C. Neti, J. Luetttin, and I. Matthews, "Audio-visual automatic speech recognition: An overview," *Issues in visual and audio-visual speech processing*, vol. 22, p. 23, 2004.
- [54] J. Huang and B. Kingsbury, "Audio-visual deep learning for noise robust speech recognition," in *2013 IEEE International Conference on Acoustics, Speech and Signal Processing*. IEEE, 2013, pp. 7596–7599.
- [55] K. Noda, Y. Yamaguchi, K. Nakadai, H. G. Okuno, and T. Ogata, "Audio-visual speech recognition using deep learning," *Applied Intelligence*, vol. 42, no. 4, pp. 722–737, 2015.
- [56] G.-L. Chao, W. Chan, and I. Lane, "Speaker-targeted audio-visual models for speech recognition in cocktail-party environments," *Interspeech 2016*, pp. 2120–2124, 2016.
- [57] T. Afouras, J. S. Chung, A. Senior, O. Vinyals, and A. Zisserman, "Deep audio-visual speech recognition," *IEEE transactions on pattern analysis and machine intelligence*, 2018.
- [58] T. N. Sainath, O. Vinyals, A. Senior, and H. Sak, "Convolutional, long short-term memory, fully connected deep neural networks," in *IEEE International Conference on Acoustics, Speech and Signal Processing (ICASSP)*, 2015, pp. 4580–4584.
- [59] H. Hadian, H. Sameti, D. Povey, and S. Khudanpur, "Flat-start single-stage discriminatively trained hmm-based models for asr," *IEEE/ACM Transactions on Audio, Speech, and Language Processing*, vol. 26, no. 11, pp. 1949–1961, 2018.
- [60] H. Hadian, H. Sameti, D. Povey, and S. Khudanpur, "End-to-end speech recognition using lattice-free mmi," in *Interspeech*, 2018, pp. 12–16.
- [61] M. W. Lam, J. Wang, X. Liu, H. Meng, D. Su, and D. Yu, "Extract, adapt and recognize: an end-to-end neural network for corrupted monaural speech recognition," *Interspeech*, pp. 2778–2782, 2019.
- [62] J. S. Chung, A. Senior, O. Vinyals, and A. Zisserman, "Lip reading sentences in the wild," in *2017 IEEE Conference on Computer Vision and Pattern Recognition (CVPR)*. IEEE, 2017, pp. 3444–3453.
- [63] E. A. Lehmann and A. M. Johansson, "Prediction of energy decay in room impulse responses simulated with an image-source model," *The Journal of the Acoustical Society of America*, vol. 124, no. 1, pp. 269–277, 2008.