

# IMPROVING EFFICIENCY OF INFERENCE IN CLINICAL TRIALS WITH EXTERNAL CONTROL DATA

Xinyu Li<sup>1</sup>, Wang Miao<sup>1</sup>, Fang Lu<sup>2</sup> and Xiao-Hua Zhou<sup>3</sup>

School of Mathematical Sciences & Center for Statistical Science, Peking University<sup>1</sup>

Xiyuan Hospital, China Academy of Chinese Medical Sciences<sup>2</sup>

Department of Biostatistics & Beijing International Center for Mathematical Research,  
Peking University<sup>3</sup>  
Beijing, China 100871

## Abstract

Suppose we are interested in the effect of a treatment in a clinical trial. The efficiency of inference may be limited due to small sample size of the clinical trial. However, external control data are often available from historical studies. It is appealing to borrow strength from such data to improve efficiency of inference in the clinical trial. Under an exchangeability assumption about the potential outcome mean, we show that the semiparametric efficiency bound for estimating the average treatment effect can be reduced by incorporating both external controls and the clinical trial data. We then derive a doubly robust and locally efficient estimator. We show that the improvement in efficiency is prominent especially when the external control dataset has a large sample size and small variability. Our method allows for a relaxed overlap assumption, and we illustrate with the case where the clinical trial only contains an active treated group. We also develop a doubly robust and locally efficient approach that extrapolates the causal effect in the clinical trial to the overall population. Our results are also useful for trial design and data collection. We evaluate the finite-sample performance of the proposed estimators via simulation. In application to a clinical study comparing the effect of a combination treatment on *Helicobacter pylori* infection to that of the conventional triple therapy, our approach shows that the combination treatment has efficacy advantages.

*Key words:* Data combination; Double robustness; Efficiency; External control

## 1 Introduction

Although clinical trials are the gold standard to evaluate the effect of a treatment of interest, the efficiency of inference may be limited due to small sample size. However, external datasets

containing control arm data are increasingly available from historical clinical databases. As a motivating example, we consider a clinical study about *Helicobacter pylori* (*H.pylori*) infection in the application, which is a leading world-wide infectious disease. A randomized clinical trial is conducted at traditional Chinese medicine (TCM) hospitals, which aims to examine whether additional use of TCM can lead to better efficacy than only the triple therapy, a standard of care for *H.pylori* infection. But the sample size of this clinical trial is small. In the meanwhile, external control data are available from a single-arm study at Western-style hospitals where all patients receive the triple therapy. These external control data have potential to improve the power of statistical inference about the treatment effect.

Borrowing strength from external control data to improve inference has long been a demand in the design and analysis of clinical trials since Pocock (1976); it is also mentioned in clinical guidance documents (U.S. Food and Drug Administration, 2016, 2017). For recent practice of using external control data in clinical and pharmaceutical studies, see Viele et al. (2014); Dejardin et al. (2018); van Rosmalen et al. (2018); Schmidli et al. (2019). As a straightforward approach, synthesizing clinical trial and external control data as if they were from the same population may lead to bias, due to heterogeneity across study populations. There exist several methods that aim to synthesize external control and clinical trial data, such as common meta-analytic, Bayesian and frequentist methods (e.g., Viele et al., 2014; Weber et al., 2018; Zhang et al., 2019); however, as shown by Li & Song (2019), these methods fail to adequately address population heterogeneity. In the special case with a single-arm clinical trial where all participants are assigned an active treatment, Li & Song (2019) propose a regression-based method to incorporate the external controls.

In a parallel line, several authors consider to extrapolate inference based on a clinical trial to the overall population that consists of both the clinical trial and external control studies. Dahabreh et al. (2019) consider generalizing causal inference from a randomized trial to all trial-eligible individuals whose baseline covariates are available in nested trial designs. For more examples, see Hartman et al. (2015); Zhang et al. (2016); Balzer et al. (2016); Chen et al. (2019); Yang et al. (2020). However, these previous studies do not appreciate use the outcome observations contained in external control data for efficiency improvement.

In this article, we show how to incorporate both clinical trial and external control data to improve efficiency of inference. Analogous to Dahabreh et al. (2019), we maintain a mean exchangeability assumption, which reveals that the mean efficacy of the placebo or a standard of care is the same across studies after conditioning on pre-treatment covariates. The mean exchangeability is weaker than the assumption of distribution exchangeability previously considered by Stuart et al. (2011); Hartman et al. (2015); Buchanan et al. (2018); Li & Song (2019); Yang et al. (2020). Under the mean exchangeability assumption, we derive the semiparametric efficiency bound for estimating the average treatment effect in the clinical trial when external control data are available. We then show that it is lower than the bound obtained without external controls. For estimation, we de-

velop a semiparametric estimator, which is doubly robust in the sense that it is consistent provided either the outcome models or the propensity score models are correct. The asymptotic variance of the doubly robust estimator attains the semiparametric efficiency bound when all working models are correct; thus, it is more efficient than the doubly robust estimator that only involves the clinical trial data. The efficiency gain is significant especially when the external control dataset has a large sample size and small noise. Our method allows for a relaxed overlap assumption, which is weaker than that required by the trial-based estimator. We also develop a doubly robust approach that generalizes the causal effect in the clinical trial to the overall population. The estimator is more efficient compared to the estimator by Dahabreh et al. (2019), as we make full use of the outcome observations contained in the external dataset. We illustrate with simulations and an application to the H.pylori study. In the application, our estimators result in smaller variances and show that the combination treatment has efficacy advantages over the triple therapy.

## 2 Inference about the treatment effect in the clinical trial

### 2.1 Inference solely based on the clinical trial data

We let  $Y$  denote the outcome of interest,  $T$  the indicator for treatment assignment with  $T = 1$  for the treated group and  $T = 0$  the control group,  $D$  the indicator for dataset with  $D = 1$  for the primary data and  $D = 0$  for external control data, and  $X$  a set of pre-treatment covariates. The primary data are obtained from a clinical trial that aims to compare the efficacy of a novel treatment to a standard of care, while the external control data can be available from historical clinical trials or databases that only contain the standard of care group, i.e.,  $T = 0$  for  $D = 0$ . Suppose that one has observed  $n$  independent and identically distributed realizations of  $(Y, D, T, X)$ , with  $n_p$  observations from the clinical trial data. We maintain the stable unit treatment value assumption that no interference between units and no hidden variations of treatments occur. We let  $Y_t$  denote the potential outcome that would be observed had  $T$  been set to  $t$ . The observed outcome is a realization of the potential outcome under the exposure actually received, i.e.,  $Y = TY_1 + (1 - T)Y_0$ . The parameter of interest is  $\tau = E(Y_1 - Y_0 \mid D = 1)$ , the average treatment effect in the clinical trial. Identification of  $\tau$  is guaranteed under the following strong ignorability assumption (Rosenbaum & Rubin, 1983), which is commonly required in observational studies and can be met in randomized clinical trials.

**Assumption 1** (Strong ignorability). *(i) Ignorability:*  $(Y_1, Y_0) \perp\!\!\!\perp T \mid X, D = 1$ ;

*(ii) Overlap:*  $0 < \text{pr}(T = 1 \mid X, D = 1) < 1$ .

Under assumption 1,  $\tau$  is identified by

$$\tau = E\{E(Y \mid X, D = 1, T = 1) - E(Y \mid X, D = 1, T = 0) \mid D = 1\}.$$

We let  $m_t(X) = E(Y \mid X, D = 1, T = t)$  for  $t \in \{0, 1\}$  and  $p(X) = \text{pr}(T = 1 \mid X, D = 1)$  denote the outcome model and the treatment propensity score model, respectively. The residual of  $Y$  by subtracting  $m_t(X)$  is  $R_t = Y - m_t(X)$ . In the special case where the primary data are obtained from a completely randomized trial,  $p(X)$  is a constant. Under assumption 1, the asymptotic variance of any regular and asymptotic linear estimator of  $\tau$  based solely on the primary data can be no smaller than the efficiency bound  $\tilde{B}_\tau = E(\tilde{\text{IF}}_\tau^2)$  (see Robins et al., 1994; Hahn, 1998; van der Laan & Robins, 2003), where

$$\tilde{\text{IF}}_\tau = \frac{D}{\text{pr}(D = 1)} \left\{ m_1(X) - m_0(X) - \tau + \frac{T}{p(X)} R_1 - \frac{1 - T}{1 - p(X)} R_0 \right\},$$

is the efficient influence function for  $\tau$  when only the primary data are used for estimation.

We let  $m_t(X; \beta_t)$  and  $p(X; \phi)$  denote parametric working models for  $m_t(X)$  and  $p(X)$ , respectively. A doubly robust estimator of  $\tau$  can be obtained by first fitting  $m_t(X; \tilde{\beta}_t)$  and  $p(X; \tilde{\phi})$  with the clinical trial data and then using  $\tilde{\text{IF}}_\tau = 0$  as an estimating equation:

$$\tilde{\tau}_{\text{dr}} = \hat{E} \left[ \left\{ m_1(X; \tilde{\beta}_1) - m_0(X; \tilde{\beta}_0) + \frac{T}{p(X; \tilde{\phi})} \tilde{R}_1 - \frac{1 - T}{1 - p(X; \tilde{\phi})} \tilde{R}_0 \right\} \mid D = 1 \right],$$

where  $\hat{E}$  is the empirical mean operator, and  $\tilde{R}_t = Y - m_t(X; \tilde{\beta}_t)$  for  $t \in \{0, 1\}$ . This estimator only rests on the primary data from the clinical trial, and thus we refer to  $\tilde{\tau}_{\text{dr}}$  as the trial-based doubly robust estimator.

Under assumption 1 and certain regularity conditions described by Newey & McFadden (1994),  $\tilde{\tau}_{\text{dr}}$  is doubly robust in the sense that it is consistent if either of the working models is correctly specified. In recent years, such estimators have grown in popularity for inference about missing data and treatment effects (Robins et al., 1994; Scharfstein et al., 1999; van der Laan & Robins, 2003). Moreover, if both working models are correct, the asymptotic variance of the estimator  $\tilde{\tau}_{\text{dr}}$  attains the efficiency bound  $\tilde{B}_\tau$  (Bang & Robins, 2005; Cao et al., 2009).

However, in the presence of external control data, the efficiency bound for estimating  $\tau$  can be lower than  $\tilde{B}_\tau$ ; and thus, the trial-based doubly robust estimator  $\tilde{\tau}_{\text{dr}}$  is no longer efficient because it does not take external controls into account. We aim to characterize the semiparametric efficiency bound when external control data are available and to develop a doubly robust and efficient approach that makes full use of all observed data for estimating  $\tau$ .

## 2.2 Improve efficiency with external control data

In order to incorporate external control data, we maintain the following assumption.

**Assumption 2** (Mean exchangeability for  $Y_0$ ).  $E(Y_0 \mid X, D = 0) = E(Y_0 \mid X, D = 1)$ .

Assumption 2 reveals that given pre-treatment covariates, the mean efficacy of the placebo or

a standard of care remains the same in both the clinical trial and external control studies. It is plausible and used in many practical applications (e.g., Dahabreh et al., 2019). Under assumptions 1(i) and 2, we must have that  $E(Y | X, D = 0) = E(Y | X, D = 1, T = 0)$ , which is a testable implication of these two assumptions. The mean exchangeability is implied by the distribution exchangeability  $Y_0 \perp\!\!\!\perp D | X$ , a stronger assumption previously considered by Stuart et al. (2011); Hartman et al. (2015); Buchanan et al. (2018); Breskin et al. (2019); Li & Song (2019); Yang et al. (2020).

We aim to calculate the semiparametric efficiency bound for estimating  $\tau$  in the nonparametric model, where the observed data distribution is only restricted by assumptions 1 and 2. We let  $\pi(X) = \text{pr}(D = 1 | X)$  denote the population propensity score, which quantifies the difference between participants in the primary and the external data, and let  $r(X) = \text{var}(Y_0 | X, D = 1) / \text{var}(Y_0 | X, D = 0)$ , which measures the relative variability of  $Y_0$  between the primary and the external data. Under assumption 1, the variance ratio  $r(X)$  equals  $\text{var}(Y | X, D = 1, T = 0) / \text{var}(Y | X, D = 0)$ . In certain cases,  $r(X)$  can be known, for a binary outcome,  $r(X) = 1$  under assumption 2.

The following result describes a closed form for the efficiency bound.

**Theorem 1.** *Under assumptions 1–2, the efficient influence function for  $\tau$  is*

$$\begin{aligned} \text{IF}_\tau = & \frac{1}{\text{pr}(D = 1)} \left[ D\{m_1(X) - m_0(X) - \tau\} \right. \\ & \left. + \frac{DT}{p(X)} R_1 - \frac{D(1 - T)\pi(X) + (1 - D)\pi(X)r(X)}{\pi(X)\{1 - p(X)\} + \{1 - \pi(X)\}r(X)} R_0 \right], \end{aligned}$$

and the semiparametric efficiency bound is  $B_\tau = E(\text{IF}_\tau^2)$ .

The efficiency bound  $B_\tau$  is determined by both the primary data and the external controls. We compare  $B_\tau$  to  $\tilde{B}_\tau$  to show how external control data can improve efficiency of inference about the treatment effect in the primary data. In the supplement, we show that

$$\tilde{B}_\tau - B_\tau = E \left[ \left\{ \frac{\pi(X)}{1 - p(X)} - \frac{\pi(X)}{1 - p(X) + \{1/\pi(X) - 1\}r(X)} \right\} \frac{\text{var}(Y_0 | X, D = 1)}{\{\text{pr}(D = 1)\}^2} \right], \quad (1)$$

which is positive as long as the external control data are available, i.e.,  $0 < \pi(X) < 1$  for some values of  $X$ , but not necessarily all.

Given a primary dataset of interest, this result suggests that the efficiency gain due to external control data depends on both the population propensity score  $\pi(X)$  and the variance ratio  $r(X)$ . On average, a smaller  $\pi(X)$  and a larger  $r(X)$  leads to a bigger gap between the two efficiency bounds. This echoes the intuition that an external control dataset with a larger sample size and smaller noise has more potential to improve efficiency. Another factor related to the efficiency improvement is the treatment propensity score  $p(X)$ . From equation (1), if the primary dataset

contains very few control units, the efficiency gain due to external control data is prominent.

As a special case, the following example illustrates the extent of efficiency gain due to external controls when a randomized clinical trial is of interest.

**Example 1.** Suppose the primary data are obtained from a randomized clinical trial with a constant treatment propensity score  $p(X) = p$ . For illustration, we consider an ideal case where  $\text{var}(Y_1 | X, D = 1) = \text{var}(Y_0 | X, D = 1)$ ,  $m_1(X) - m_0(X) = \tau$ ,  $r(X) = r$ , and  $\pi(X) = \pi$ , i.e., the conditional treatment effect, the variance ratio, and the population propensity score are constants. Then the ratio of  $B_\tau$  to  $\tilde{B}_\tau$  simplifies to

$$B_\tau / \tilde{B}_\tau = 1 - p + \frac{p(1-p)}{1-p + \frac{1-\pi}{\pi}r}. \quad (2)$$

This relative efficiency is monotonically increasing in  $\pi$  and decreasing in  $r$ ; it can at best achieve  $1 - p$  as  $\pi$  goes to zero or  $r$  goes to infinity, i.e., when the external control dataset is very large or has very small noise.

Moreover, in this ideal case, given  $\pi$  and  $r$ , the best  $p$  that minimizes  $B_\tau$  is  $\min\{1, 1/2 + (1 - \pi)r/(2\pi)\}$ . This is useful to determine the assignment probability of the active treatment in the trial design, when external data are available from historical databases prior to clinical trials. For  $r = 1$ , when  $\pi < 0.5$  the best  $p = 1$  and otherwise  $p = 1/(2\pi)$ . It indicates that more external data allow for more units in the clinical trial to receive the novel treatment for a higher efficiency.

### 2.3 A novel doubly robust estimator incorporating external control data

The efficient influence function  $\text{IF}_\tau$  described in theorem 1 motivates an estimator that achieves the semiparametric efficiency bound by using  $\text{IF}_\tau$  as an estimating equation. In addition to the outcome model  $m_t(X; \beta_t)$  and the treatment propensity score model  $p(X; \phi)$  used in the trial-based doubly robust estimator, we also specify parametric working models  $\pi(X; \alpha)$  for the population propensity score  $\pi(X)$  and  $r(X; \eta)$  for the variance ratio  $r(X)$ . Under assumptions 1–2,  $m_0(X) = E(Y | X, T = 0)$ , and thus we fit the outcome model  $m_0(X; \beta_0)$  with all control units available from both the primary data and the external control data. We let  $(\hat{\beta}_t, \hat{\phi}, \hat{\alpha}, \hat{\eta})$  denote a  $n^{1/2}$ -consistent estimator of the nuisance parameters. The efficient influence function motivates the following estimator of  $\tau$ ,

$$\hat{\tau}_{\text{dr}} = \frac{n}{n_p} \hat{E} \left[ D \{m_1(X; \hat{\beta}_1) - m_0(X; \hat{\beta}_0)\} + \frac{DT}{p(X; \hat{\phi})} \hat{R}_1 - W(X, D, T) \hat{R}_0 \right],$$

where  $\hat{R}_t = Y - m_t(X; \hat{\beta}_t)$  for  $t \in \{0, 1\}$  and

$$W(X, D, T) = \frac{D(1 - T) + (1 - D)r(X; \hat{\eta})}{\pi(X; \hat{\alpha})\{1 - p(X; \hat{\phi})\} + \{1 - \pi(X; \hat{\alpha})\}r(X; \hat{\eta})} \pi(X; \hat{\alpha}).$$

Under standard regularity conditions (e.g., Tsiatis, 2007), the proposed estimator  $\hat{\tau}_{\text{dr}}$  is locally efficient, in the sense that its asymptotic variance attains the semiparametric efficiency bound  $B_\tau$  when all working models are correctly specified. Moreover,  $\hat{\tau}_{\text{dr}}$  is also doubly robust, just as many locally efficient estimators are naturally robust for estimating parameters that arise in causal inference (see e.g., Benkeser et al., 2017).

**Proposition 1.** *Under assumptions 1–2 and certain regularity conditions described by Newey & McFadden (1994), the estimator  $\hat{\tau}_{\text{dr}}$  is consistent and asymptotically normal if either*

- (i) *the outcome models  $m_t(X; \beta_t)$  for  $t \in \{0, 1\}$  are correct, or*
- (ii) *the propensity score models  $\pi(X; \alpha)$  and  $p(X; \phi)$  are correct.*

The proposed estimator  $\hat{\tau}_{\text{dr}}$  incorporates all data available from both the primary dataset and the external controls, and thus we call it the full-data doubly robust estimator to distinguish from the trial-based one  $\tilde{\tau}_{\text{dr}}$ . Although we focus on parametric working models, the full-data doubly robust estimator can accommodate flexible working models and leads to a valid  $n^{1/2}$  inference as long as estimators of nuisance parameters have a convergence rate that is at least  $n^{1/4}$  (Newey, 1990; Robins et al., 2017). Such a rate is achievable by a bunch of machine learning methods, such as random forests (Wager & Athey, 2018), neural networks (Chen & White, 1999), and the highly adaptive lasso (Benkeser & van der Laan, 2016).

Compared to the trial-based estimator  $\tilde{\tau}_{\text{dr}}$ , the full-data doubly robust estimator  $\hat{\tau}_{\text{dr}}$  entails two extra working models  $\pi(X; \alpha)$  and  $r(X; \eta)$ . Consistency of  $\hat{\tau}_{\text{dr}}$  rests on the population propensity score model  $\pi(X; \alpha)$ , which is essential for incorporating the external control data. However, consistency of  $\hat{\tau}_{\text{dr}}$  does not rest on the variance ratio model  $r(X; \eta)$ , although the efficiency does. The variance ratio  $r(X)$  strikes a balance between the control units in the primary and the external data by assigning more weights to those with smaller noise. A larger  $r(X)$  allows us to attach more importance to the external data. If we replace  $r(X)$  by zero and estimate  $\beta_0$  with only the primary data, then external control data are ignored and  $\hat{\tau}_{\text{dr}}$  reduces to the trial-based doubly robust estimator  $\tilde{\tau}_{\text{dr}}$ . In certain cases, the variance ratio is known and  $\hat{\tau}_{\text{dr}}$  reduces to a simplified form. For instance, when the outcome is binary or the distribution exchangeability assumption ( $Y_0 \perp\!\!\!\perp D \mid X$ ) holds, we have  $r(X) = 1$ , and thus  $\hat{\tau}_{\text{dr}}$  equals

$$\frac{n}{n_p} \hat{E} \left[ D \{m_1(X; \hat{\beta}_1) - m_0(X; \hat{\beta}_0)\} + \frac{DT}{p(X; \hat{\phi})} \hat{R}_1 - \frac{1 - DT}{1 - p(X; \hat{\phi})\pi(X; \hat{\alpha})} \pi(X; \hat{\alpha}) \hat{R}_0 \right].$$

The denominator  $\pi(X)\{1 - p(X)\} + \{1 - \pi(X)\}r(X)$  in  $\text{IF}_\tau$  is positive as long as  $p(X)\pi(X) < 1$ , which is weaker than  $p(X) < 1$  required by  $\tilde{\tau}_{\text{dr}}$ . Therefore, although we have required overlap ( $0 < p(X) < 1$ ) in assumption 1, it can be relaxed to allow for  $p(X) = 1$  if  $\pi(X) < 1$ ; that is, for the treated units, similar control units only need to exist in either the clinical trial or the external data.

Without external control data, lack of overlap in the clinical trial can result in poor finite sample properties (King & Zeng, 2006; Khan & Tamer, 2010). In previous works, trimming methods such as dropping and downweighting units with extreme estimated propensity score values (Crump et al., 2009; Li et al., 2018; Yang & Ding, 2018, etc.) are used to deal with lack of overlap. These methods change the population of interest when data points are dropped or downweighted. However, by incorporating external control data and leveraging the mean exchangeability assumption, we allow for  $p(X) = 1$  and can still obtain the treatment effect without changing the population of interest.

We consider the extreme case where the primary dataset only contains a treated group. Such a case is often encountered when a control trial is not appropriate to conduct. For instance, Li & Song (2019) consider a rare disease therapy study where the small sample size limits the ability to conduct clinical trials. When only treated units are available from the clinical trial, the average treatment effect is not identified solely with the primary data, and thus the trial-based doubly robust estimation fails. However, under the mean exchangeability assumption, the average treatment effect  $\tau$  is identified with the aid of external control data. In this case,  $p(X) = 1$  for all  $X$  and the working model for  $m_1(X)$  is dispensable, then the full-data doubly robust estimator  $\hat{\tau}_{\text{dr}}$  reduces to

$$\frac{n}{n_p} \hat{E} \left\{ D \hat{R}_0 - \frac{1 - D}{1 - \pi(X; \hat{\alpha})} \pi(X; \hat{\alpha}) \hat{R}_0 \right\}.$$

This estimator is doubly robust against misspecification of  $m_0(X; \beta_0)$  and  $\pi(X; \alpha)$ , and it is locally efficient under assumption 2 and  $\pi(X) < 1$ . Therefore, it is preferred compared to the regression-based estimator proposed by Li & Song (2019), which must rest on correctness of the outcome model.

In addition to point estimates, standard errors and confidence intervals can be obtained based on normal approximations under certain regularity conditions, which follows from the general theory for estimation equations (van der Vaart, 2000). Alternatively, nonparametric bootstrap methods could also be implemented to make inference.

### 3 Extrapolating inference to the overall population

In section 2, we have focused on the treatment effect in a clinical trial. However, the treatment effect in the real-world population may differ and thus extrapolation of inference is of interest. In the motivating H.pylori study, the units from the primary and the external data represent the patient populations of the TCM hospitals and Western-style hospitals, respectively. The overall population characterizes patients in both kinds of hospitals, and thus can be more representative. In this section, we aim to develop a locally efficient and doubly robust estimator of the average treatment effect among the overall population that consists of both the clinical trial and the external control study. The parameter of interest is  $\psi = E(Y_1 - Y_0)$ .



However,  $\psi$  is not identifiable without further assumptions, because the potential outcome  $Y_1$  is not observed in the external control data. To aid in identification, we assume an additional mean exchangeability for  $Y_1$  and an additional overlap condition about covariate distributions in the primary data and the external control data.

**Assumption 3** (Mean exchangeability for  $Y_1$ ).  $E(Y_1 \mid D = 0, X) = E(Y_1 \mid D = 1, X)$ .

**Assumption 4** (Population support overlap).  $0 < \pi(X) < 1$ .

Under assumptions 1–4, the overall treatment effect  $\psi$  is identified by

$$\psi = E\{E(Y \mid X, D = 1, T = 1) - E(Y \mid X, D = 1, T = 0)\}.$$

Under the nonparametric model where the observed data distribution is restricted only by assumptions 1–4, we derive the efficient influence function for  $\psi$ .

**Theorem 2.** *Under assumptions 1–4, the efficient influence function for  $\psi$  is*

$$\text{IF}_\psi = m_1(X) - m_0(X) - \psi + \frac{DT}{\pi(X)p(X)}R_1 - \frac{D(1-T) + (1-D)r(X)}{\pi(X)\{1-p(X)\} + \{1-\pi(X)\}r(X)}R_0,$$

and the semiparametric efficiency bound for estimating  $\psi$  is  $B_\psi = E(\text{IF}_\psi^2)$ .

The efficient influence function  $\text{IF}_\psi$  motivates the following estimator,

$$\hat{\psi}_{\text{dr}} = \hat{E} \left[ m_1(X; \hat{\beta}_1) - m_0(X; \hat{\beta}_0) + \frac{DT}{\pi(X; \hat{\alpha})p(X; \hat{\phi})} \hat{R}_1 - \frac{W(X, D, T)}{\pi(X; \hat{\alpha})} \hat{R}_0 \right].$$

This estimator is locally efficient in the sense that its asymptotic variance attains the efficiency bound  $B_\psi$  when all working models are correctly specified. In addition, it is also doubly robust.

**Proposition 2.** *Under assumptions 1–4 and certain regularity conditions described by Newey & McFadden (1994), the estimator  $\hat{\psi}_{\text{dr}}$  is consistent and asymptotically normal if either*

- (i) *the outcome models  $m_t(X; \beta_t)$  for  $t \in \{0, 1\}$  are correct, or*
- (ii) *the propensity score models  $\pi(X; \alpha)$  and  $p(X; \phi)$  are correct.*

Analogous to the estimator  $\hat{\tau}_{\text{dr}}$ , consistency of  $\hat{\psi}_{\text{dr}}$  does not depend on correct specification of  $r(X)$ . If  $r(X)$  is replaced by zero and estimate  $\beta_0$  with only the primary data,  $\hat{\psi}_{\text{dr}}$  reduces to the estimator proposed by Dahabreh et al. (2019), hereafter referred to as  $\tilde{\psi}_{\text{dr}}$ . However, Dahabreh et al. (2019) only consider the baseline covariates available in the external data, whereas our estimator  $\hat{\psi}_{\text{dr}}$  can incorporate the information of both the outcome and baseline covariates in the external data. Therefore, our estimator  $\hat{\psi}_{\text{dr}}$  is likely to have a higher efficiency than theirs. When

the working models are correctly specified, we show that the asymptotic variance of  $\hat{\psi}_{\text{dr}}$  is smaller than that of the estimator of Dahabreh et al. (2019) by

$$E \left[ \left\{ \frac{1}{\pi(X)\{1-p(X)\}} - \frac{1}{\pi(X)\{1-p(X)\} + \{1-\pi(X)\}r(X)} \right\} \text{var}(Y_0 | X, D = 1) \right].$$

## 4 Simulation study

We evaluate the performance of the proposed methods via simulations. We consider four data generating scenarios with a continuous response: (i) both the outcome models  $m_t(X; \beta_t)$  for  $t \in \{0, 1\}$  and the propensity score models  $\{\pi(X; \alpha), p(X; \phi)\}$  are correct, (ii) only outcome models  $m_t(X; \beta_t), t \in \{0, 1\}$  are correct, (iii) only propensity score models  $\{\pi(X; \alpha), p(X; \phi)\}$  are correct, and (iv) both  $m_t(X; \beta_t)$  and  $\{\pi(X; \alpha), p(X; \phi)\}$  are incorrect. In our settings,  $\text{pr}(D = 1)$  and  $\text{pr}(T = 1 | D = 1)$  are around 50%. Details of the data generating mechanisms and the specification of working models are described in the supplementary material.

We use the following methods to estimate the average treatment effect  $\tau$  in the primary data: the full-data doubly robust estimator  $\hat{\tau}_{\text{dr}}$  with a correct variance ratio, and the trial-based doubly robust estimator  $\tilde{\tau}_{\text{dr}}$  without using the external data. Besides, to investigate the impact of misspecification of the variance ratio, we also report a full-data doubly robust estimator with a constant variance ratio. The analogous methods described in section 3 are applied to estimate the overall average treatment effect  $\psi$ .

We simulate 1000 replicates under 1000 sample size for each scenario and summarize the results with bias boxplots in Fig. 1 for  $\tau$  and Fig. 2 for  $\psi$ . For estimation of  $\tau$ , the proposed full-data estimators have smaller variability, which indicates leveraging information from the external data improves the efficiency. As expected, all three estimators have very small bias if either the set of outcome models or the set of propensity score models are correct. But when both sets of working models are incorrect, these estimators may be biased; in this case, the proposed full-data estimators have smaller bias than the trial-based estimator in our simulations, although, this may not hold in general. These results confirm double robustness of the proposed doubly robust estimator against the misspecification of the outcome or propensity score models. Moreover, although the variance ratio is not a constant in the data generating process, the performance of the full-data doubly robust estimator is not compromised by using a constant variance ratio. For estimation of the overall effect  $\psi$ , the proposed doubly robust estimator  $\hat{\psi}_{\text{dr}}$  has smaller variability compared to the method of Dahabreh et al. (2019), leads to very small bias even if one of the working models is incorrect, and retains good performance when a constant variance ratio is used. Table 1 shows coverage probabilities of the 95% confidence interval based on normal approximation. The coverage probability approximates the nominal level of 0.95 provided that either of the working models is correct. As a conclusion, we recommend the proposed estimators for estimation and inference for

the treatment effects.

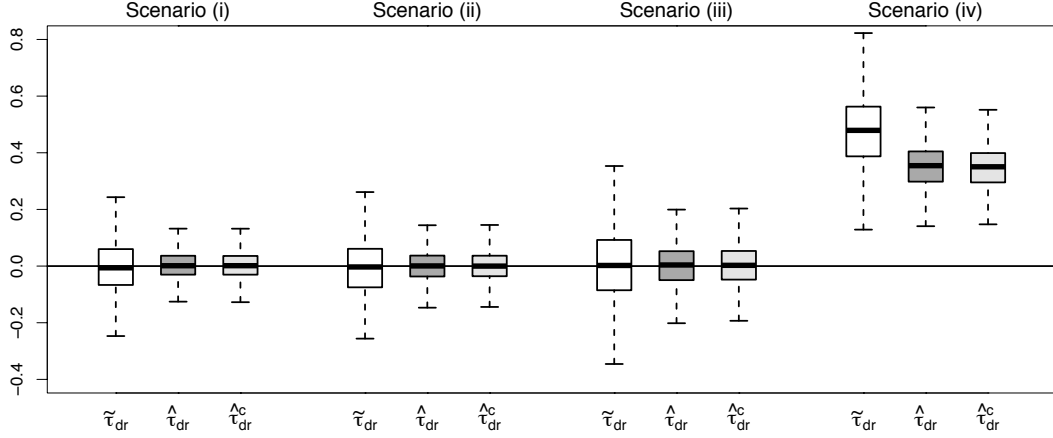


Figure 1: Bias boxplots for estimators of the treatment effect  $\tau$  in the clinical trial.

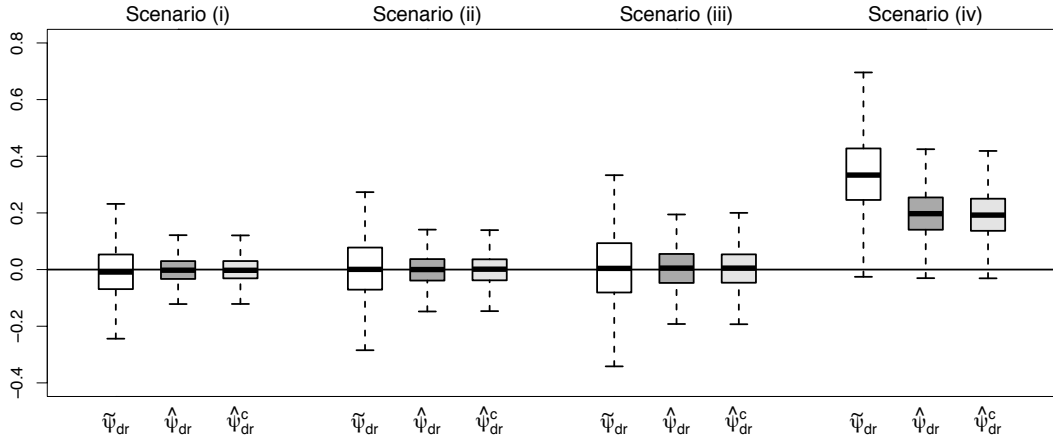


Figure 2: Bias boxplots for estimators of the overall treatment effect  $\psi$ .

Table 1: Coverage probability of 95% confidence interval

Scenario	$\tau$			$\psi$		
	$\tilde{\tau}_{dr}$	$\hat{\tau}_{dr}$	$\hat{\tau}_{dr}^c$	$\tilde{\psi}_{dr}$	$\hat{\psi}_{dr}$	$\hat{\psi}_{dr}^c$
(i)	0.955	0.954	0.959	0.951	0.951	0.955
(ii)	0.940	0.958	0.958	0.916	0.950	0.948
(iii)	0.945	0.947	0.950	0.955	0.948	0.952
(iv)	0.123	0.032	0.032	0.365	0.374	0.383

Note for Fig. 1, 2 and table 1:  $\hat{\tau}_{dr}^c$  and  $\hat{\psi}_{dr}^c$  are obtained by using using a constant variance ratio in the full-data doubly robust estimators of  $\tau$  and  $\psi$ , respectively.

In addition, to assess the efficiency gain from the external data, we vary the proportions  $\text{pr}(D = 1)$  and  $\text{pr}(T = 1 \mid D = 1)$  in the data generating process and report the ratio of the estimated variances of estimators,  $\widehat{\text{var}}(\hat{\tau}_{\text{dr}})/\widehat{\text{var}}(\tilde{\tau}_{\text{dr}})$ . The sample size of the primary dataset is kept around 500 and we replicate 1000 times for each scenario. Details of the data generating mechanism and the specification of working models are given in the supplementary materials. Figure 3 shows the results. All variance ratios under different proportions  $\text{pr}(D = 1)$  and  $\text{pr}(T = 1 \mid D = 1)$  are remarkably smaller than one, which is evidence that the full-data estimator is more efficient. On average, the variance ratios decrease as the proportion of external data and the proportion of the treated group in the primary data increase. These results inspire researchers that it is more crucial to incorporate external control data into a trial dataset with fewer control units.

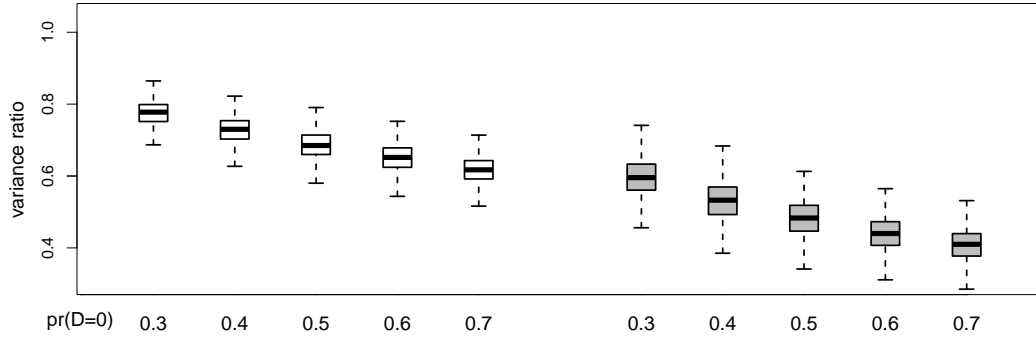


Figure 3: Boxplots of  $\widehat{\text{var}}(\hat{\tau}_{\text{dr}})/\widehat{\text{var}}(\tilde{\tau}_{\text{dr}})$ , the ratio of the estimated variances. White boxes are for  $\text{pr}(T = 1 \mid D = 1) = 0.5$  and grey ones for 0.7.

## 5 An H.pylori infection example

We apply our methods to the H.pylori infection dataset for illustration. The primary dataset is obtained from a clinical trial conducted at TCM hospitals; it consists of 362 observations, of which 180 patients are assigned to a standard of care—the triple therapy (clarithromycin, amoxicillin and omeprazole), and the rest are assigned to a combination treatment including both the triple therapy and TCM. The external dataset is obtained from Western-style hospitals; it contains 110 observations, of which all patients are assigned to the triple therapy treatment. The outcome of interest is an indicator variable equal to 1 if an individual is tested for no H.pylori bacterial infection four weeks after therapy, and equal to 0 otherwise. Pre-treatment covariates include age, gender, gastritis type, education, height, BMI, heart rate, blood pressure, etc.

We are interested in whether the additional Chinese medicine would improve the efficacy in the clinical trial, particularly, testing the null hypothesis  $H_0 : \tau \leq 0$  against  $H_1 : \tau > 0$ . All patients assigned to the triple therapy receive identical treatment and dose, and we assume the mean exchangeability for  $Y_0$ , the potential outcome had a patient assigned the standard triple therapy. We estimate  $\tau$  with the full-data estimator  $\hat{\tau}_{\text{dr}}$  and the trial-based  $\tilde{\tau}_{\text{dr}}$ . The conditional

Table 2: Estimates of the causal effects in H.pylori application

	point estimate $\times 10^2$	variance $\times 10^4$	$p$ -value
$\hat{\tau}_{\text{dr}}$	5.53	15.79	0.082
$\tilde{\tau}_{\text{dr}}$	5.40	19.35	0.140
$\hat{\psi}_{\text{dr}}$	6.34	15.58	0.054
$\tilde{\psi}_{\text{dr}}$	6.43	19.13	0.071

outcome means and propensity scores are fitted with logistic models. Because the outcome is binary, the variance ratio  $r(X)$  is set to one in our analysis. We also estimate the overall treatment effect  $\psi$  with  $\hat{\psi}_{\text{dr}}$  and  $\tilde{\psi}_{\text{dr}}$ , and test the null hypothesis  $H_0 : \psi \leq 0$  against  $H_1 : \psi > 0$ . Table 2 presents the data analysis results, including point estimates, variance estimates, and  $p$ -values.

For estimation of the treatment effect in the clinical trial ( $\tau$ ), the point estimates  $\hat{\tau}_{\text{dr}}$  and  $\tilde{\tau}_{\text{dr}}$  are close; however, the variance of the full-data doubly robust estimator ( $\hat{\tau}_{\text{dr}}$ ) is only 81.6% of that of the trial-based estimator ( $\tilde{\tau}_{\text{dr}}$ ). As a result,  $\hat{\tau}_{\text{dr}}$  leads to a smaller  $p$ -value (0.082) than  $\tilde{\tau}_{\text{dr}}$  ( $p$ -value: 0.140). In additional analyses, we estimate the overall treatment effect with the estimator  $\hat{\psi}_{\text{dr}}$  and the estimator  $\tilde{\psi}_{\text{dr}}$  by Dahabreh et al. (2019). The proposed estimator  $\hat{\psi}_{\text{dr}}$  has a smaller variance and also a smaller  $p$ -value (0.054) than  $\tilde{\psi}_{\text{dr}}$  ( $p$ -value: 0.071). Therefore, at the 90% significance level, we reject the null hypothesis based on  $\hat{\tau}_{\text{dr}}$  and  $\hat{\psi}_{\text{dr}}$ , and conclude that the combination treatment may have a better efficacy than the standard triple therapy both in the trial population and the overall population.

In this application, the sample size of external control data only accounts for about 23% of the total, and further improvement can be achieved if more control arm data are collected. For example, when the sample size of external data increases to 360 (about 50% of the total), the variance ratio  $\widehat{\text{var}}(\hat{\tau}_{\text{dr}})/\widehat{\text{var}}(\tilde{\tau}_{\text{dr}})$  is expected to reduce to 67% according to (2).

## 6 Discussion

Our results can be extended to various applications, provided mean exchangeability holds across studies. For example, Hartman et al. (2015) describe an application setting where the goal is to evaluate the effect of pulmonary artery catheterization (PAC, a cardiac monitoring device) on cost and mortality. The primary data are obtained from a U.K. publicly funded PAC-Man study, which is a randomized clinical study. In the meanwhile, external data are available from the patients who receive PAC in routine clinical practice, a non-randomized study. Different to our scenario, the external dataset is not a control group but a treated group. However, by redefining  $T$  such that zero stands for the treated group and one for the control group, our proposed method could still be applied to make inference about  $\tau$  and  $\psi$ . In addition, Hartman et al. (2015) are interested in  $\xi = E(Y_1 - Y_0 \mid D = 0)$ , the treatment effect in the external data. Because  $\psi = \tau \cdot \text{pr}(D = 1) + \xi \cdot \text{pr}(D = 0)$ , one can estimate  $\xi$  consistently by  $(\hat{\psi}_{\text{dr}}n - \hat{\tau}_{\text{dr}}n_p)/(n - n_p)$ ,

which is doubly robust against misspecification of the outcome or propensity score models.

For multiple external control datasets satisfying the mean exchangeability, our methods can be applied by simply combining them. This is because what we need to adjust is the population heterogeneity across the primary and the external data, rather than that across the external datasets.

Our results are useful for trial design and data collection. When the sample size is limited in the clinical trial, equation (1) offers a basis for calculating how many external control units are needed to achieve the required precision. On the other hand, when the external data are available from historical databases prior to clinical trials, our work will allow a better clinical trial design: we can choose a proper treatment propensity score to minimize the variance of full-data estimator, as illustrated in example 1.

Although we focus on efficiency improvement, external data can also play a role in facilitating identification. As illustrated previously, the external control data allow for a weaker overlap assumption. However, it is also possible that the ignorability in assumption 1 is violated. Yang & Ding (2019) propose to incorporate external data with all confounders observed to remove the confounding bias in the primary data, while their method requires that the external dataset contains both treated and control units. It remains to study how to facilitate identification if the external dataset only contains control units.

## Supplementary materials

Supplementary materials include the proofs of theorems and propositions, as well as details of the simulation study.

## References

- BALZER, L. B., PETERSEN, M. L., VAN DER LAAN, M. J. & COLLABORATION, S. (2016). Targeted estimation and inference for the sample average treatment effect in trials with and without pair-matching. *Statistics in Medicine* **35**, 3717–3732.
- BANG, H. & ROBINS, J. M. (2005). Doubly robust estimation in missing data and causal inference models. *Biometrics* **61**, 962–973.
- BENKESER, D., CARONE, M., VAN DER LAAN, M. J. & GILBERT, P. B. (2017). Doubly robust nonparametric inference on the average treatment effect. *Biometrika* **104**, 863–880.
- BENKESER, D. & VAN DER LAAN, M. (2016). The highly adaptive lasso estimator. In *Proceedings of the International Conference on Data Science and Advanced Analytics*. IEEE International Conference on Data Science and Advanced Analytics, pp. 689–696.

- BRESKIN, A., WESTREICH, D., COLE, S. R. & EDWARDS, J. K. (2019). Using bounds to compare the strength of exchangeability assumptions for internal and external validity. *American Journal of Epidemiology* **188**, 1355–1360.
- BUCHANAN, A. L., HUDGENS, M. G., COLE, S. R., MOLLAN, K. R., SAX, P. E., DAAR, E. S., ADIMORA, A. A., ERON, J. J. & MUGAVERO, M. J. (2018). Generalizing evidence from randomized trials using inverse probability of sampling weights. *Journal of the Royal Statistical Society: Series A (Statistics in Society)* **181**, 1193.
- CAO, W., TSIATIS, A. A. & DAVIDIAN, M. (2009). Improving efficiency and robustness of the doubly robust estimator for a population mean with incomplete data. *Biometrika* **96**, 723–734.
- CHEN, X. & WHITE, H. (1999). Improved rates and asymptotic normality for nonparametric neural network estimators. *IEEE Transactions on Information Theory* **45**, 682–691.
- CHEN, Y., LI, P. & WU, C. (2019). Doubly robust inference with nonprobability survey samples. *Journal of the American Statistical Association* **accepted**, 1–11.
- CRUMP, R. K., HOTZ, V. J., IMBENS, G. W. & MITNIK, O. A. (2009). Dealing with limited overlap in estimation of average treatment effects. *Biometrika* **96**, 187–199.
- DAHABREH, I. J., ROBERTSON, S. E., TCHETGEN TCHETGEN, E., STUART, E. A. & HERNÁN, M. A. (2019). Generalizing causal inferences from individuals in randomized trials to all trial-eligible individuals. *Biometrics* **75**, 685–694.
- DEJARDIN, D., DELMAR, P., WARNE, C., PATEL, K., VAN ROSMALEN, J. & LESAFFRE, E. (2018). Use of a historical control group in a noninferiority trial assessing a new antibacterial treatment: A case study and discussion of practical implementation aspects. *Pharmaceutical Statistics* **17**, 169–181.
- HAHN, J. (1998). On the role of the propensity score in efficient semiparametric estimation of average treatment effects. *Econometrica* **66**, 315–331.
- HARTMAN, E., GRIEVE, R., RAMSAHAI, R. & SEKHON, J. S. (2015). From sample average treatment effect to population average treatment effect on the treated: Combining experimental with observational studies to estimate population treatment effects. *Journal of the Royal Statistical Society: Series A (Statistics in Society)* **178**, 757–778.
- KHAN, S. & TAMER, E. (2010). Irregular identification, support conditions, and inverse weight estimation. *Econometrica* **78**, 2021–2042.
- KING, G. & ZENG, L. (2006). The dangers of extreme counterfactuals. *Political Analysis* **14**, 131–159.

- LI, F., MORGAN, K. L. & ZASLAVSKY, A. M. (2018). Balancing covariates via propensity score weighting. *Journal of the American Statistical Association* **113**, 390–400.
- LI, X. H. & SONG, Y. (2019). Target population statistical inference with data integration across multiple sources—an approach to mitigate information shortage in rare disease clinical trials. *Statistics in Biopharmaceutical Research* **accepted**, 1–12.
- NEWBY, K. & MCFADDEN, D. (1994). Large sample estimation and hypothesis. In *Handbook of Econometrics* (Edited by R. Engle and D. McFadden), vol. 4. New York: Elsevier Science, pp. 2112–2245.
- NEWBY, W. K. (1990). Semiparametric efficiency bounds. *Journal of Applied Econometrics* **5**, 99–135.
- POCOCK, S. J. (1976). The combination of randomized and historical controls in clinical trials. *Journal of Chronic Diseases* **29**, 175–188.
- ROBINS, J., LI, L., MUKHERJEE, R., TCHETGEN TCHETGEN, E. & VAN DER VAART, A. (2017). Higher order estimating equations for high-dimensional models. *Annals of Statistics* **45**, 1951–1987.
- ROBINS, J. M., ROTNITZKY, A. & ZHAO, L. P. (1994). Estimation of regression coefficients when some regressors are not always observed. *Journal of the American Statistical Association* **89**, 846–866.
- ROSENBAUM, P. R. & RUBIN, D. B. (1983). The central role of the propensity score in observational studies for causal effects. *Biometrika* **70**, 41–55.
- SCHARFSTEIN, D. O., ROTNITZKY, A. & ROBINS, J. M. (1999). Adjusting for nonignorable drop-out using semiparametric nonresponse models. *Journal of the American Statistical Association* **94**, 1096–1120.
- SCHMIDLI, H., HÄRING, D. A., THOMAS, M., CASSIDY, A., WEBER, S. & BRETZ, F. (2019). Beyond randomized clinical trials: Use of external controls. *Clinical Pharmacology & Therapeutics* **107**, 806–816.
- STUART, E. A., COLE, S. R., BRADSHAW, C. P. & LEAF, P. J. (2011). The use of propensity scores to assess the generalizability of results from randomized trials. *Journal of the Royal Statistical Society: Series A (Statistics in Society)* **174**, 369–386.
- TSIATIS, A. (2007). *Semiparametric Theory and Missing Data*. New York: Springer Science & Business Media.



- U.S. FOOD AND DRUG ADMINISTRATION (2016). *Leveraging Existing Clinical Data for Extrapolation to Pediatric Uses of Medical Devices*. Maryland: U.S. Department of Health and Human Services, Food and Drug Administration, Center for Devices and Radiological Health, Center for Biologics Evaluation and Research.
- U.S. FOOD AND DRUG ADMINISTRATION (2017). *Antibacterial Therapies for Patients With an Unmet Medical Need for the Treatment of Serious Bacterial Diseases*. Maryland: U.S. Department of Health and Human Services, Food and Drug Administration, Center for Drug Evaluation and Research.
- VAN DER LAAN, M. J. & ROBINS, J. M. (2003). *Unified Methods for Censored Longitudinal Data and Causality*. New York: Springer Science & Business Media.
- VAN DER VAART, A. W. (2000). *Asymptotic Statistics*, vol. 3. Cambridge: Cambridge University Press.
- VAN ROSMALEN, J., DEJARDIN, D., VAN NORDEN, Y., LÖWENBERG, B. & LESAFFRE, E. (2018). Including historical data in the analysis of clinical trials: Is it worth the effort? *Statistical Methods in Medical Research* **27**, 3167–3182.
- VIELE, K., BERRY, S., NEUENSCHWANDER, B., AMZAL, B., CHEN, F., ENAS, N., HOBBS, B., IBRAHIM, J. G., KINNERSLEY, N., LINDBORG, S. et al. (2014). Use of historical control data for assessing treatment effects in clinical trials. *Pharmaceutical Statistics* **13**, 41–54.
- WAGER, S. & ATHEY, S. (2018). Estimation and inference of heterogeneous treatment effects using random forests. *Journal of the American Statistical Association* **113**, 1228–1242.
- WEBER, K., HEMMINGS, R. & KOCH, A. (2018). How to use prior knowledge and still give new data a chance? *Pharmaceutical Statistics* **17**, 329–341.
- YANG, S. & DING, P. (2018). Asymptotic inference of causal effects with observational studies trimmed by the estimated propensity scores. *Biometrika* **105**, 487–493.
- YANG, S. & DING, P. (2019). Combining multiple observational data sources to estimate causal effects. *Journal of the American Statistical Association* **115**, 1540–1554.
- YANG, S., KIM, J. K. & SONG, R. (2020). Doubly robust inference when combining probability and non-probability samples with high dimensional data. *Journal of the Royal Statistical Society: Series B (Statistical Methodology)* **82**, 445–465.
- ZHANG, J., KO, C. W., NIE, L., CHEN, Y. & TIWARI, R. (2019). Bayesian hierarchical methods for meta-analysis combining randomized-controlled and single-arm studies. *Statistical Methods in Medical Research* **28**, 1293–1310.

ZHANG, Z., NIE, L., SOON, G. & HU, Z. (2016). New methods for treatment effect calibration, with applications to non-inferiority trials. *Biometrics* **72**, 20–29.