

B-GAP: Behavior-Guided Action Prediction for Autonomous Navigation

Angelos Mavrogiannis, Rohan Chandra, and Dinesh Manocha
(Code and Videos at <https://gamma.umd.edu/bgap>)

Abstract—We present a novel learning algorithm for action prediction and local navigation for autonomous driving. Our approach classifies the driver behavior of other vehicles or road-agents (aggressive or conservative) and takes that into account for decision making and safe driving. We present a behavior-driven simulator that can generate trajectories corresponding to different levels of aggressive behaviors and use our simulator to train a policy using graph convolutional networks. We use a reinforcement learning-based navigation scheme that uses a proximity graph of traffic agents and computes a safe trajectory for the ego-vehicle that accounts for aggressive driver maneuvers such as overtaking, over-speeding, weaving, and sudden lane changes. We have integrated our algorithm with OpenAI gym-based “Highway-Env” simulator and demonstrate the benefits in terms of improved navigation in different scenarios.

I. INTRODUCTION

The navigation problem for autonomous vehicles (AVs) corresponds to computing the optimal actions that enable the AV to start from starting point A and reach destination B via a smooth trajectory while avoiding collisions with dynamic obstacles or traffic agents. A key aspect of navigation is safety as the AVs are expected to keep a safe distance from other vehicles and along with making driving more fuel- and time-efficient. In addition to being a central task in autonomous driving, navigation problems have also been studied extensively in the contexts of motion planning and mobile robots.

There is considerable research on designing action prediction and navigation algorithms for autonomous driving and they are currently deployed in highway scenarios or low-density traffic. However, there are many challenges in terms of handling general or dense urban environments, including safety and collision-free trajectory computations. Some key issues are related to evaluating the driving behaviors of human drivers and ensuring that the driving pattern of the AV is consistent with the traffic norms. It has been observed that current AVs tend to drive hyper-cautiously or in ways that can frustrate other human drivers [1], [2] and may lead to fender-benders. Moreover, it is important to handle the unpredictability or aggressive nature of human drivers. For example, human drivers may act irrationally by moving in front of other vehicles by suddenly changing lanes or aggressive overtaking. In 2016, Google’s self-driving car had a collision with an oncoming bus during a lane change [3]. In this case, the ego-vehicle assumed that the bus driver was going to yield, instead the bus driver accelerated. Overall, we need action prediction and navigation methods that can account for such behaviors.

There is considerable work on classifying driver behaviors or style in traffic psychology [4], [5], [6], [7], [8]. In most cases, driving style is defined with respect to either aggressiveness [9], [10] or fuel consumption [11], [12]. Many recent methods have been proposed to classify the driving behaviors using trajectories [13], [14], [15] and use

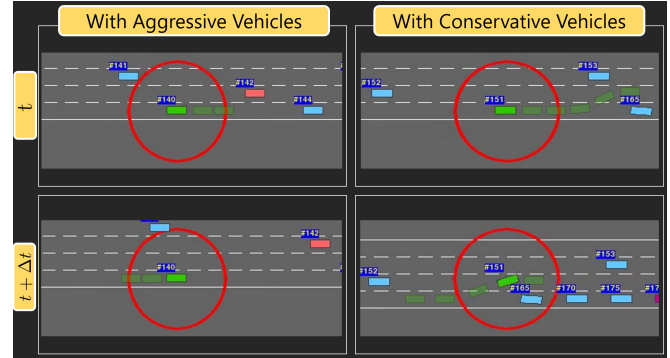


Fig. 1: **Behavior-guided Action Prediction and Navigation:** We highlight the predicted actions and the trajectory for the ego-vehicle (green) in traffic scenarios with aggressive (left) or conservative (right) environments. (*Left*) At time t , the ego-vehicle identifies the aggressive vehicle (red) ahead in the left lane. The ego-vehicle predicts that, at time $t + \Delta t$, the aggressive vehicle will make a lane-change and our action prediction algorithm decides to slow down. (*Right*) The ego-vehicle identifies a group of conservative vehicles (cyan) in its path ahead. Based on this conservative behavior, our action prediction makes a decision to change lane by speeding up and overtaking the group of vehicles at time $t + \Delta t$.

them for predicting the vehicle’s trajectory [16], [17]. On the other hand, recent techniques for action prediction and navigation are based on reinforcement learning that tend to learn optimal policies with suitable rewards for collision handling, lane changing and following traffic rules. One of our goals is to extend these learning methods to account for driver behaviors.

Main Results: We present a novel learning-based algorithm for action prediction and navigation that takes into account the behavior of traffic agents in terms of being conservative or aggressive. We use a Markov Decision process to predict the high-level action for an AV (e.g., make left or right lane change) in traffic environments consisting of aggressive drivers. We present a technique to train a behavior-rich policy that uses an enhanced traffic simulator that can generate lateral and longitudinal behaviors. Furthermore, we use the CMetric measure [15] to generate trajectories with varying levels of aggressiveness. We also present techniques to model the reward distribution that is used to learn a behavior-rich policy that handles collision handling, lane-changing, and behavior-based traffic norms. Overall the novel components of our work include:

- 1) Generating driver behaviors with varying level of aggressiveness based on the CMetric measure. Our behavior rich simulator is general and can generate traffic scenarios corresponding to varying density and driving styles.
- 2) A behavior-based policy training scheme that uses a graph convolutional network (GCN) to model the

interactions between traffic agents. Our formulation can automatically model the behavioral interactions between aggressive and conservative traffic agents, and the ego-vehicle.

- 3) One of the first algorithms for behavior-guided action prediction and local navigation for AVs.

We have integrated our enhanced simulator and policy training scheme into OpenAI gym-based highway simulator [18] and evaluated its performance in different kind of traffic scenarios by varying the traffic density, the behaviors of traffic agents, and the Deep Q Learning implementation. We observe that our approach based on behavior-guided simulator and GCN exhibits improved performance in conservative and aggressive traffic scenarios over the default OpenAI gym-based simulator.

II. RELATED WORK

A. Navigation Algorithms

There is extensive work on navigation and planning algorithms in robotics and autonomous driving. At a broad level, they can be classified techniques for vehicle control [19], motion planning, and end-to-end learning-based methods. Vehicular control methods rely on a very accurate model of the vehicle, which needs to be known apriori for navigation at high speeds or during complex maneuvers. Motion planning methods are either lattice-based [20], probabilistic search-based [21], or use non-linear control optimization [22]. Recently many learning-based techniques have been proposed [23], [24], [25], [26], [27], [28]. These include reinforcement learning algorithms that aim to find an optimal policy that directly maps the sensor measurements to control commands such as velocity or acceleration and steering angle. Optimal policies for navigation can be learned with suitable rewards for collision handling, lane-changing, and following traffic rules and regulations. However, the learned policies may not consider the behavior of other road entities or traffic entities. Some methods [26], [27] use a linear constant velocity model that assumes that road-agents move mostly in straight lines with fixed velocities. Other methods use deep learning-based trajectory prediction models to predict the future state [28]. However, the noisy inputs obtained from this model degrade the accuracy of the navigation method [29]. Our behavior-based formulation can be integrated with most of these methods.

B. Driver Behavior Modeling

There is considerable work on modeling or classifying the driver behavior in traffic literature based on driver attributes [30], [13], [14]. Other set of classification methods depend on natural factors, including climate or traffic conditions [31], [32] and mental health of the drivers [33], [34], [35].

Many approaches have also been proposed for modeling the driver behavior [36]. These strategies are based on partially observable Markov decision processes (POMDPs) [37], data mining techniques [38], game theory [39], [40], [41], graph theory [15], [42] and imitation learning [43]. While our action prediction algorithm uses the CMetric algorithm [15], it can also be combined with other driver behavior modeling methods.

C. Trajectory Prediction and Action Prediction

There has been extensive work over the past few years on low-level trajectory prediction [44], [45], [46], [47], [48], [49], [50], [51], [52], [53], [54], [16], that involves directly forecasting the future positions of the ego-vehicle on the ground or in the 2D Euclidean space. In contrast, action prediction is the task of predicting the high-level semantic action (“left”, “right”, etc.) defined by the action-space, which is the set of all available actions. While some trajectory prediction approaches have taken driver behavior into account [16], [17], most research in action prediction has not yet considered driver behaviors. Li et al. [17] perform action prediction using the proximity relationship between agents along with their visual features. Action prediction has also been studied in the context of risk assessment [55], [56].

III. BACKGROUND AND PROBLEM FORMULATION

Our goal is to classify the behavior of traffic-agents and use them for action prediction and compute the trajectory. Given the current state of the environment, which may consist of the positions and velocities of all the traffic-agents, at current time t , our goal to predict the action for the ego-vehicle at the next time step $t+1$ using a trained policy. These actions typically belong to a finite set of longitudinal (speed up, slow down, maintain speed) and lateral (turn left/right) actions.

A. Markov Decision Processes (MDP) and Deep Q Networks

A standard model for sequential decision-making and planning is the Markov Decision Process (MDP). Autonomous vehicles must be able to predict high-level actions such as “left” or “right” to make safe and efficient decisions in realtime traffic. An MDP \mathcal{M} consists of states $s \in \mathcal{S}$, actions $a \in \mathcal{A}$, a reward function $\mathcal{R}(s, a)$, and a state transition matrix $\mathcal{T}(s'|s, a)$ that computes the probability of the next state given the current state and action. A policy $\pi(a|s)$ represents an action distribution for each state. The goal in an MDP is to find a policy that obtains high future rewards. For each state $s \in \mathcal{S}$, the agent takes an action $a \in \mathcal{A}$. Upon taking this action, the agent receives a reward $\mathcal{R}(s, a)$ and reaches a new state s' , determined from the transition matrix $\mathcal{T}(s'|s, a)$. A policy $\pi(a|s)$ specifies the action that the agent will take in each state. The goal of the agent is to find the policy $\pi(a|s)$ mapping states to actions that maximizes the expected discounted total reward over the agent’s lifetime. The value $Q^\pi(s, a)$ of a given state-action pair (s, a) is an estimate of the expected future reward that can be obtained from (s, a) when following policy π . The optimal value function $Q^*(s, a)$ provides maximal values in all states and is determined by solving the Bellman equation:

$$Q^*(s, a) = \mathbb{E} \left[R(s, a) + \gamma \sum_{s'} P(s'|s, a) \max_{a'} Q^*(s', a') \right]$$

The optimal policy π is then $\pi(s) = \arg \max_{a \in \mathcal{A}} Q^*(s, a)$. Deep Q Networks (DQNs) [57] approximate the value function $Q(s, a)$ with a deep neural network that outputs a set of action values $Q(s, \cdot; \theta)$ for a given state input s , where θ are the parameters of the network.

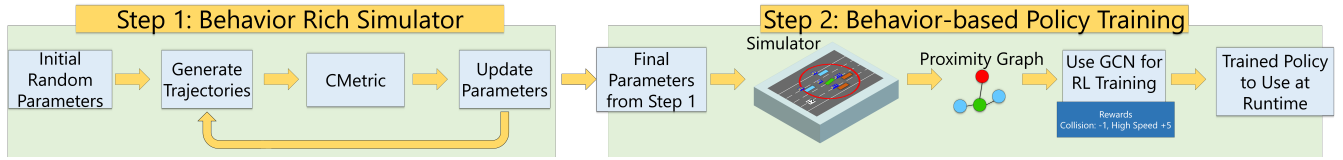


Fig. 2: **Offline Training:** We highlight our behavior-guided navigation policy for autonomous driving. We use a behavior-rich simulator that can generate aggressive or conservative driving styles. In *Step 1*, we use the CMetric behavior classification algorithm to compute a set of parameters that characterize aggressive behaviors such as overspeeding, overtaking, and sudden lane-changing. In *Step 2*, we use these parameters to train a behavior-based action class navigation policy for action prediction and local navigation.

B. Problem Formulation

Our goal is to design an MDP for navigation in traffic environments consisting of aggressive drivers. The MDP characterizes a policy $\pi(a|s)$ that outputs the optimal action a for an autonomous vehicle, given the state of the environment s .

IV. OFFLINE TRAINING

In this section, we present our algorithm for training a behavior-based navigation policy. In order to learn such a policy, it is necessary to use a simulation environment with traffic agents that have varying behaviors, ranging from conservative to aggressive. These behaviors can be controlled using different parameters within a simulator, which are computed offline using a state-of-the-art driver behavior model [15]. Our behavior-enriched simulator is used within a deep reinforcement learning (DRL) paradigm to learn a policy for behavior-guided navigation. We highlight this offline training setup in Figure 2.

A. Enriching the Simulator with Driver Behaviors

Many techniques have been proposed to classify driver behaviors [36]. In this work, we use the CMetric [15] measure to generate aggressive driver behaviors in a simulated environment. A vehicle’s behavior in a simulator can be controlled through specific parameters. Depending on the values of these parameters, a vehicle’s trajectory can exhibit aggressive or conservative behavior. In our parametric simulator, the problem of generating aggressive behaviors reduces to finding the appropriate range of parameter values that can generate realistically aggressive behaviors.

In the CMetric measure, the nearby traffic entities are represented using a *proximity graph*. The vertices denote the positions of the vehicle and the edges denote the Euclidean distances between the vehicles in the global coordinate frame. Using centrality functions [58], CMetric presents techniques to model both longitudinal (along the axis of the road) and lateral (perpendicular to the axis of the road) aggressive driving behaviors.

Lateral Behaviors: Sudden lane-changing, overtaking, and weaving are some of the most typical lateral maneuvers made by aggressive vehicles. We model these maneuvers using the closeness centrality, which measures how centrally placed a given vertex is within the graph. The closeness centrality is computed by calculating the reciprocal of the sum of shortest paths from the given vertex to all other vertices,

Definition IV.1. Closeness Centrality: In a connected traffic-graph at time t with adjacency matrix A_t , let $\mathcal{D}_t(v_i, v_j)$ denote the minimum total edge cost to travel from vertex

i to vertex j , then the discrete closeness centrality measure for the i^{th} vehicle at time t is defined as,

$$\zeta_c^i[t] = \frac{N - 1}{\sum_{v_j \in \mathcal{V}(t) \setminus \{v_i\}} \mathcal{D}_t(v_i, v_j)}, \quad (1)$$

If a vertex is located more centrally, it results in a smaller sum, and thereby a higher value of the closeness centrality. The centrality for a given vehicle thus increases as the vehicle moves towards the center and decreases as it moves away from the center. Lateral driving styles (i.e., styles executed perpendicular to the axis of the road) are modeled using the closeness centrality.

Longitudinal Behaviors: Longitudinal aggressive driving behavior consists of overspeeding. We model the overspeeding by using the degree centrality, which measures the number of neighbors of a given vertex. Intuitively, an aggressive or overspeeding vehicle will observe new vehicles at a higher rate than a neutral or conservative vehicles. We use this property to distinguish between overspeeding and non-overspeeding vehicles.

The overall method for generating these longitudinal and lateral is described as follows:

- 1) In the first episode (iteration), we begin by randomly choosing $\Xi(A)$, which represents the set of simulation parameters for generating aggressive agents.
- 2) $\Xi(A)$ is then passed as input to the simulator to generate the trajectories for aggressive vehicles. These vehicles perform both longitudinal as well as lateral aggressive maneuvers.
- 3) Next, we compute the likelihood of these trajectories being aggressive using centrality values obtained using CMetric. Based on this likelihood feedback, we update the parameters, $\Xi(A)$, for the next episode.
- 4) We repeat this process until the Time Deviation Error (TDE) [15] is below an acceptable threshold.

B. Training a Behavior-Rich Policy

We frame the underlying action prediction and navigation problem as a Markov Decision Process (MDP) represented by $\mathcal{M} := \{\mathcal{S}, \mathcal{A}, \mathcal{T}, \gamma, \mathcal{R}\}$. The sets of possible states and actions are denoted by \mathcal{S} and \mathcal{A} , respectively. $\mathcal{T} : \mathcal{S} \times \mathcal{S} \times \mathcal{A} \rightarrow \mathbb{R}$ captures the state transition dynamics, γ is the discounting factor, and \mathcal{R} is the set of rewards defined for all of the states in the environment. We explain each of these further below:

State Space: The state of the world S at any time step is equal to a matrix $V \times F$, which includes the state s of every vehicle in the environment. V is the number of vehicles considered and F is the number of features used to represent the state of a vehicle: F includes the following features:

- *presence*: a binary variable denoting whether a vehicle is observable in the vicinity of the ego vehicle.

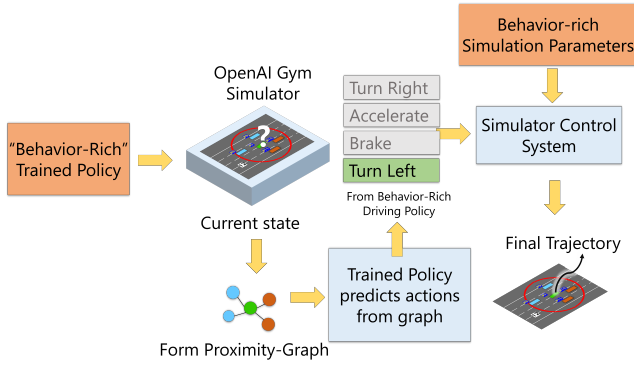


Fig. 3: **Runtime:** We use our behavior-guided trained policy and the final simulation parameters computed using offline training. During an episode at runtime, we use the trained policy to predict the next action of the ego vehicle given the current state of the traffic environment, which is represented in the form of a traffic-graph. The predicted action (in this case, “turn left”) is converted into the final local trajectory using the internal controls of the simulator, modified by the parameters that take into account the behavior of traffic agents.

- x : the longitudinal coordinate of the center of a vehicle.
- y : the lateral coordinate of the center of a vehicle.
- v_x : the longitudinal velocity of a vehicle.
- v_y : the lateral velocity of a vehicle.

Environment: The environment consists of roads with multiple lanes along with conservative and aggressive traffic agents that are generated using CMetric.

Action Space: The ego vehicle can take five different actions: $\mathcal{A} = \{ \text{"accelerate"}, \text{"decelerate"}, \text{"right lane-change"}, \text{"left lane-change"}, \text{"idle"} \}$.

Reward Distribution: The philosophy for orchestrating the reward function \mathcal{R} is based on our objective for training an agent that can safely and efficiently navigate in dense traffic while respecting other road agents in its neighborhood. To this end, we use four rules to determine the reward of a state. At every time step t , collision with any (conservative or aggressive) road-agent earns the ego vehicle r_C points, lane changing earns r_{LC} , staying in the rightmost lane gives r_{RL} , and maintaining high speed earns r_{HS} :

$$\mathcal{R}^t = r_C + r_{LC} + r_{RL} + r_{HS}.$$

State Transition Probability: The state transition matrix \mathcal{T} boils down to a state transition probability $P(s'|s)$, which is defined as the probability of beginning from a current state s and arriving at a new state s' . This probability is calculated by the kinematics of the simulator that depend on the underlying motion models (described further in Section V), and thus it is equal to 1, establishing a deterministic setting.

C. Reinforcement Learning-based Navigation

Learning to navigate autonomously in dense traffic environments is a difficult problem due to both the number of agents involved and the inherent uncertainty in their road behavior. The problem becomes even more challenging when the agents demonstrate varying behaviors, ranging from conservative behaviors, which can disrupt the smoothness of the traffic flow, to aggressive maneuvers, which increase the probability of an accident. We integrate these behaviors into the simulator through the use of CMetric and thereby generate more realistic traffic scenarios.

TABLE I: We use CMetric to obtain the simulation parameters that define the conservative and aggressive vehicle classes.

Model	Parameter	Conservative	Aggressive
IDM [59]	Time gap (T)	1.5s	1.2s
	Min distance (s_0)	5.0 m	2.5 m
	Max comfort acc. (a)	3.0 m/s ²	6.0 m/s ²
	Max comfort dec. (b)	6.0 m/s ²	9.0 m/s ²
MOBIL [60]	Politeness (p)	0.5	0
	Min acc gain (Δa_{th})	0.2 m/s ²	0 m/s ²
	Safe acc limit (b_{safe})	3.0 m/s ²	9.0 m/s ²

Since we use proximity graphs in our approach, we leverage the power of graph representations to model interactions between agents, and we incorporate this representation in a Deep Reinforcement Learning setup to achieve autonomous navigation. Specifically, we use a Graph Convolutional Network (GCN) that receives an observation of the state space as input, based on which an adjacency matrix is generated, which describes the connectivity of the road agents. The GCN models the behavioral interactions between aggressive and conservative agents, and the ego-vehicle. Ultimately, the GCN learns a function that receives a graph representation of the traffic as input and provides us with the optimal Q values of the state space. Finally, the ego-vehicle can use the learned model during evaluation time in order to navigate its way around the traffic by choosing the best action at every time step.

V. RUNTIME NAVIGATION AND TRAJECTORY COMPUTATION

At runtime, our goal is to perform behaviorally-guided navigation using the RL policy trained offline. The traffic simulator provided by the Open AI Gym environment is modified to account for driver behaviors, in similar fashion as in the offline training phase (explained in Section 4). At each time-step, we record the state of the environment, which consists of the positions and velocities of all the vehicles in that frame, as described in Section IV-B. We form the traffic-graph using the proximity relationships between ego vehicle and the traffic agents. Given this graph-based representation of the current state, we predict the optimum action for the next time-step using the trained behavior-guided policy, computed from the offline training phase. We present an overview in Figure 3.

The motion models and controllers used by the simulator compute the final local trajectory, guided by the high-level action predicted by the trained policy. The linear acceleration model is based on the Intelligent Driver Model (IDM) [59] and is computed via the following kinematic equation,

$$\dot{v}_\alpha = a \left[1 - \left(\frac{v_\alpha}{v_0} \right)^4 - \left(\frac{s^*(v_\alpha, \Delta v_\alpha)}{s_\alpha} \right)^2 \right]. \quad (2)$$

Here, the linear acceleration, \dot{v}_α , is a function of the velocity v_α , the net distance gap s_α and the velocity difference Δv_α between the ego-vehicle and the vehicle in front. The deceleration term depends on the ratio of the desired minimum gap ($s^*(v_\alpha, \Delta v_\alpha)$) and the actual gap (s_α), where $s^*(v_\alpha, \Delta v_\alpha) = s_0 + vT + \frac{v\Delta v}{2\sqrt{ab}}$. s_0 is the minimum distance in congested traffic, vT is the distance while following the leading vehicle at a constant safety time gap T , and a, b correspond to the comfortable maximum acceleration and comfortable maximum deceleration, respectively.

Complementary to the longitudinal model, lane changing behavior is based on the MOBIL [60] model. As per this model, there are two key aspects to keep in mind:

- 1) *Safety Criterion*: This condition checks if, after a lane-change to a target lane, the ego-vehicle has enough room to accelerate. Formally, we check if the deceleration of the successor a_{target} in the target lane exceeds a pre-defined safe limit b_{safe} :

$$a_{\text{target}} \geq -b_{\text{safe}}.$$

- 2) *Incentive Criterion*: This criterion determines the total advantage to the ego-vehicle after the lane-change, measured in terms of total acceleration gain or loss. It is computed with the formula,

$$\tilde{a}_{\text{ego}} - a_{\text{ego}} + p(\tilde{a}_n - a_n + \tilde{a}_o - a_o) > \Delta a_{th},$$

where $\tilde{a}_{\text{ego}} - a_{\text{ego}}$ represents the acceleration gain that the ego-vehicle would receive after the lane change. The second term denotes the total acceleration gain/loss of the immediate neighbours (the new follower in the target, a_n , and the original follower in the current lane, a_o) weighted with the politeness factor, p . By adjusting p the intent of the drivers can be changed from purely egoistic ($p = 0$) to more altruistic ($p = 1$). We refer the reader to [60] for further details.

The lane change is executed if both the safety criterion is satisfied, and the total acceleration gain is more than the defined minimum acceleration gain, Δa_{th} . We use CMetric to adjust the parameters, $p, \Delta a_{th}, b_{\text{safe}}$, to introduce aggressive and conservative driving behaviors (Table I).

VI. EXPERIMENTS AND RESULTS

A. Simulator

We used the OpenAI gym-based highway-env simulator [18] and enriched it with varying driving behaviors using CMetric (as shown in Figure 2). In our benchmarks, we consider dense traffic scenarios on a four-lane, one-way highway road populated by vehicles with various driving behaviors.

B. Training

We modify the Deep Q Learning implementation provided in [61] by replacing the default Multilayer Perceptron (MLP) model with a Graph Convolutional Network (GCN) [62] using the PyTorch geometric library [63]. To avoid sampling correlated samples during the training of the Deep Q network agent, we use Prioritized Experience Replay [64]. Our GCN model receives as input the proximity graph representation of the active vehicles in the form of an adjacency matrix, which describes the interactions between the vehicles, and a feature matrix, which includes the features for each vehicle. The simulator provides an observation from the environment in the form of a $V \times F$ matrix, where V is the number of vehicles in the simulation and F is the number of features that constitutes the state space of each vehicle.

Based on this observation matrix, we compute the pairwise Euclidean distance between every active vehicle in the simulation to generate the adjacency matrix of the input graph. Let d_{ij} denote the distance between vehicle i and vehicle j . Then, if $d_{ij} \leq d_{min}$, vehicle i is considered a neighbor of vehicle j , where d_{min} is a tunable hyperparameter that acts

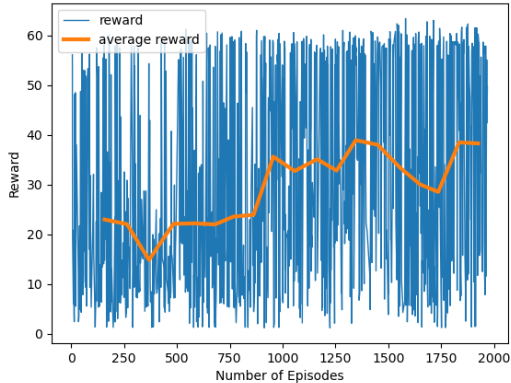


Fig. 4: **Episode rewards**: This graph shows the training performance of Deep Q Learning with the GCN module. The rewards demonstrate an increasing pattern, as shown by the orange line. This demonstrates that the agent learns to navigate better as it incurs higher rewards based on our reward distribution.

as a threshold value below which two vehicles are considered to be neighbors.

C. Reward Value Computation

We observe that increasing the collision penalty tends to slow down the ego-vehicle, highlighting the importance of avoiding collisions and reinforcing them to respect the surroundings. Therefore, to achieve the right balance between high average speed and collision avoidance, we increase the reward for the lane-changing behavior to offer motivation for the agent to prioritize lane changing rather than decelerating to avoid collisions. However, overshooting this reward causes the ego-vehicle to perform unnecessary lane changes which can lead to collisions. The radius d_{min} is an important factor that needs to be tuned, since it implicitly determines the point of view of an agent as it gets passed to the GCN.

D. Implementation

We use the Deep Q Learning algorithm to train the 3-layer GCN model for 2000 episodes in order to tune the reward values using the Epsilon Greedy policy. We set $\epsilon = 1$ initially with 0.05 decay. We save the reward values for every 50 episodes and test the model for 20 episodes. We increase the reward value r_{HS} when the ego-vehicle is moving too slowly and decrease the reward for collisions r_C , thereby penalizing collisions more, when the ego-vehicle is prioritizing higher speed over collision avoidance. We also keep the value of r_{RL} in low levels so that the ego-vehicle does not overstay in the right lane. Finally, we tune r_{LC} based on the pattern according to which the ego-vehicle performs a lane change. Finally, we use the Adam optimizer with a learning rate of $\eta = 0.0005$ and the Mean Squared Error (MSE) loss function. Fig. 4 shows the total reward per episode which follows an increasing trend guided by the orange line.

E. Evaluation and Results

We evaluate two models – Multi-layer Perceptron (MLP) and GCN in dense traffic scenarios, varying the number of aggressive and conservative agents. We apply two metrics for evaluation over 100 episodes and averaged at test time:

- *Average Speed* of the ego-vehicle, since it captures the distance per second covered in a varying time interval.

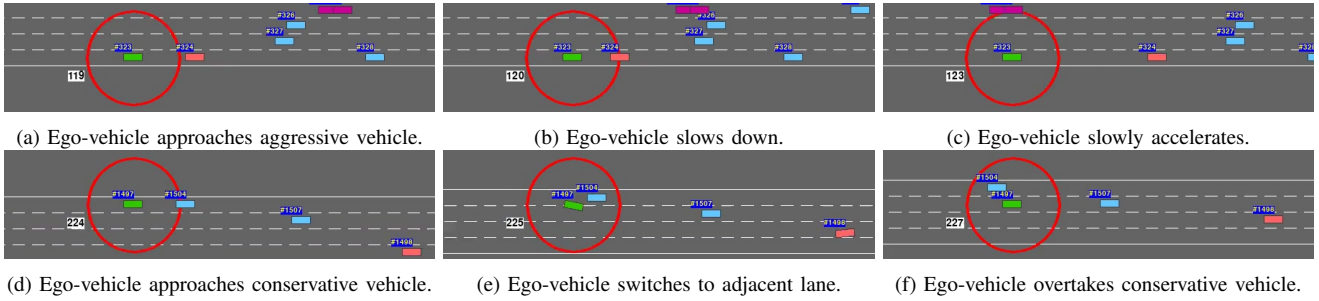


Fig. 5: **Behavior-Guided Action prediction:** While interacting with aggressive (*top*) with conservative (*bottom*) vehicles. We indicate the ego-vehicle, aggressive and conservative vehicles by green, red, and blue colors, respectively. (*Top*) The ego-vehicle senses that the red vehicle is aggressive and therefore decides to slow-down instead of overtaking. (*Bottom*) The ego-vehicle notices the conservative vehicle in front and decides to confidently overtake it.

TABLE II: We measure the average speed (Avg. Spd.) and the number of lane changes (#LC) for the ego-vehicle when it is navigating in the (left) default simulator (without any varying behaviors), interacting with (middle) conservative agents only and (right) a combination conservative and aggressive traffic-agents. We vary the number of traffic agents from sparse ($n = 10$) to dense ($n = 20$). We observe that Avg. Spd. of ego-vehicle is lower in conservative environments as the ego-vehicle is navigating among slow-moving traffic. Further, #LC is higher in conservative environments as the ego-vehicle attempts to pass the slow-moving vehicles. The default simulator does not distinguish between different behaviors as the Avg. Spd. is approximately the average of the two behaviors.

Model	Default		Conservative		Aggressive	
	Avg. Spd. (m/s)	#LC	Avg. Spd. (m/s)	#LC	Avg. Spd. (m/s)	#LC
MLP ($n = 20$)	22.65	4.1	19.7	2.9	28.8	2.6
GCN ($n = 20$)	22.26	0.82	18.9	2.33	29	1.4
Model	Default		Conservative		Aggressive	
	Avg. Spd. (m/s)	#LC	Avg. Spd. (m/s)	#LC	Avg. Spd. (m/s)	#LC
MLP ($n = 10$)	23.75	6.25	21.4	3.5	29.16	2.06
GCN ($n = 10$)	23.6	0.35	20.6	1.6	28.9	1.3

- *Number of lane changes* performed by the ego-vehicle on average during the given duration. In general, fewer lane changes imply that the ego vehicle can cover the same distance with fewer maneuvers. We notice that our approach based on GCN results in approximately 50% reduction in the number of lane changes as compared to MLP.

Table II shows the performance of the two models in both dense ($n = 20$) and sparse ($n = 10$) scenarios. In the conservative environment (Table II, “Conservative” column), the environment is populated by conservative agents *only*, while in the aggressive environment (“Aggressive” column), a significant fraction of the agents are aggressive. In the conservative environment, we observe that the ego-vehicle has a lower average speed using both the GCN and MLP because the slow-moving conservative vehicles tend to slow down the ego-vehicle at times. Consequently, the number of lane changes performed by the ego-vehicle increases for both models in the conservative case, indicating that the ego-vehicle is confident in terms of performing the lane changing maneuvers to pass the slow-moving conservative vehicles. In the aggressive traffic scenario, the ego-vehicle executes fewer lane changes on average, respecting the volatile nature of the aggressive agents in the vicinity. These results are also shown visually in Figure 5.

We also observe the advantages of using a behaviorally guided navigation method over the default simulator (“De-

fault” column in Table II). As the default simulator does not contain any behavior-rich trajectories, the ego-vehicle is not able to adjust its average speed and maintains a speed that is approximately the average of the average speeds obtained when operating in conservative and aggressive environments. Furthermore, the ego-vehicle does not follow a realistic lane-changing pattern in the default environment as it performs excessive number of lane changes using the MLP, but mostly follows the traffic with very few lane changes using the GCN. In summary, we observe that our behavior-guided action predictor and navigation algorithm offers the following benefits:

- *Conservative Traffic:* The ego-vehicle learns to confidently overtake slow-moving traffic. This reduces its average speed, but increases the number of lane changes. This behavior is better than the one used in current AVs [1], [2]
- *Aggressive Traffic:* The ego-vehicle learns to act carefully around aggressive drivers, choosing to stay in the same lane. This result in fewer lane changes and safer navigation, as compared to the one observed in current AVs [3].

VII. CONCLUSION, LIMITATIONS, AND FUTURE WORK

We proposed a new approach for action prediction and AV navigation in traffic environments that are composed of conservative and aggressive human drivers. Our algorithm is based on deep reinforcement learning and considers driver behavior to perform *behaviorally-guided* navigation. We enrich an existing simulator with driver behavior and use that to train a policy that accounts for these varying behaviors. We have integrated our algorithm in OpenAI gym-based highway-env simulator and our preliminary results in many benchmarks are encouraging.

Our method has several limitations. For example, in most cases, the ego-vehicle avoids aggressive vehicles by decelerating and fewer lane changes, thereby acting conservatively. In some scenarios, it may be necessary to execute non-conservative actions such as increasing the frequency of switching lanes or follow local traffic norms. In terms of future work, we plan to extend our approach to different environments like roundabouts, intersections, and parking lots and perform more detailed evaluation. Furthermore, we also plan to simulate heterogeneous agents such as pedestrians or bicycles.

REFERENCES

- [1] D. Tesla, “25 miles of full self driving, tesla challenge 2, autopilot,” <https://www.youtube.com/watch?v=Rm8aPR0aMDE>, 2019.

- [2] A. Hawkins, "Waymo pulls back the curtain on 6.1 million miles of self-driving car data in phoenix," https://www.theverge.com/2020/10/30/21538999/waymo-self-driving-car-data-miles-crashes-phoenix-google?scrolla=5eb6d68b7fcdc32c19ef33b4&fbclid=IwAR101bz6t8xJEajMH-iY1C2Mo_TwMSb9D_27d6aTVERDDztdAynPaIxy9I, 2020.
- [3] A. Davies, "Google's self-driving car caused its first crash," 2016.
- [4] S. Anthony, "Self-driving cars still can't mimic the most natural human behavior," <https://qz.com/1064004/self-driving-cars-still-cant-mimic-the-most-natural-human-behavior/>, 2017.
- [5] E. Vinkhuyzen and M. Cefkin, "Developing socially acceptable autonomous vehicles," in *Ethnographic Praxis in Industry Conference Proceedings*, vol. 2016, no. 1. Wiley Online Library, 2016, pp. 522–534.
- [6] D. Seth and M. L. Cummings, "Traffic efficiency and safety impacts of autonomous vehicle aggressiveness," *simulation*, vol. 19, p. 20.
- [7] B. Brown and E. Laurier, "The trouble with autopilots: Assisted and autonomous driving on the social road," in *Proceedings of the 2017 CHI Conference on Human Factors in Computing Systems*, 2017, pp. 416–429.
- [8] W. Schwarting, A. Pierson, J. Alonso-Mora, S. Karaman, and D. Rus, "Social behavior for autonomous vehicles," *Proceedings of the National Academy of Sciences*, vol. 116, no. 50, pp. 24972–24978, 2019.
- [9] M. Fazeen, B. Gozick, R. Dantu, M. Bhukhiya, and M. C. González, "Safe driving using mobile phones," *IEEE Transactions on Intelligent Transportation Systems*, vol. 13, no. 3, pp. 1462–1468, 2012.
- [10] A. Doshi and M. M. Trivedi, "Examining the impact of driving style on the predictability and responsiveness of the driver: Real-world and simulator analysis," in *2010 IEEE Intelligent Vehicles Symposium*. IEEE, 2010, pp. 232–237.
- [11] A. Corti, C. Ongini, M. Tanelli, and S. M. Savaresi, "Quantitative driving style estimation for energy-oriented applications in road vehicles," in *2013 IEEE International Conference on Systems, Man, and Cybernetics*. IEEE, 2013, pp. 3710–3715.
- [12] V. Manzoni, A. Corti, P. De Luca, and S. M. Savaresi, "Driving style estimation via inertial measurements," in *13th International IEEE Conference on Intelligent Transportation Systems*. IEEE, 2010, pp. 777–782.
- [13] J. Rong, K. Mao, and J. Ma, "Effects of individual differences on driving behavior and traffic flow characteristics," *Transportation research record*, vol. 2248, no. 1, pp. 1–9, 2011.
- [14] K. H. Beck, B. Ali, and S. B. Daughters, "Distress tolerance as a predictor of risky and aggressive driving," *Traffic injury prevention*, vol. 15 4, pp. 349–54, 2014.
- [15] R. Chandra, U. Bhattacharya, T. Mittal, A. Bera, and D. Manocha, "Cmetric: A driving behavior measure using centrality functions," *arXiv preprint arXiv:2003.04424*, 2020.
- [16] R. Chandra, T. Guan, S. Panuganti, T. Mittal, U. Bhattacharya, A. Bera, and D. Manocha, "Forecasting trajectory and behavior of road-agents using spectral clustering in graph-1stms," *IEEE Robotics and Automation Letters*, 2020.
- [17] C. Li, Y. Meng, S. H. Chan, and Y.-T. Chen, "Learning 3d-aware ego-centric spatial-temporal interaction via graph convolutional networks," *arXiv preprint arXiv:1909.09272*, 2019.
- [18] E. Leurent, "An environment for autonomous driving decision-making," <https://github.com/eleurent/highway-env>, 2018.
- [19] A. De Luca, G. Oriolo, and C. Samson, "Feedback control of a nonholonomic car-like robot," in *Robot motion planning and control*. Springer, 1998, pp. 171–253.
- [20] D. Ferguson, T. M. Howard, and M. Likhachev, "Motion planning in urban environments: Part ii," in *2008 IEEE/RSJ International Conference on Intelligent Robots and Systems*. IEEE, 2008, pp. 1070–1076.
- [21] S. M. LaValle and J. J. Kuffner Jr, "Randomized kinodynamic planning," *The international journal of robotics research*, vol. 20, no. 5, pp. 378–400, 2001.
- [22] A. Liniger, A. Domahidi, and M. Morari, "Optimization-based autonomous racing of 1: 43 scale rc cars," *Optimal Control Applications and Methods*, vol. 36, no. 5, pp. 628–647, 2015.
- [23] P. Long, T. Fanl, X. Liao, W. Liu, H. Zhang, and J. Pan, "Towards optimally decentralized multi-robot collision avoidance via deep reinforcement learning," in *2018 IEEE International Conference on Robotics and Automation (ICRA)*. IEEE, 2018, pp. 6252–6259.
- [24] T. Fan, X. Cheng, J. Pan, D. Monacha, and R. Yang, "Crowd-move: Autonomous mapless navigation in crowded scenarios," *arXiv preprint:1807.07870*, 2018.
- [25] T. Fan, P. Long, W. Liu, and J. Pan, "Fully distributed multi-robot collision avoidance via deep reinforcement learning for safe and efficient navigation in complex scenarios," *arXiv preprint arXiv:1808.03841*, 2018.
- [26] M. Everett, Y. F. Chen, and J. P. How, "Motion planning among dynamic, decision-making agents with deep reinforcement learning," in *2018 IEEE/RSJ International Conference on Intelligent Robots and Systems (IROS)*. IEEE, 2018, pp. 3052–3059.
- [27] Y. F. Chen, M. Everett, M. Liu, and J. P. How, "Socially aware motion planning with deep reinforcement learning," in *2017 IEEE/RSJ International Conference on Intelligent Robots and Systems (IROS)*. IEEE, 2017, pp. 1343–1350.
- [28] C. Chen, Y. Liu, S. Kreiss, and A. Alahi, "Crowd-robot interaction: Crowd-aware robot navigation with attention-based deep reinforcement learning," *arXiv preprint arXiv:1809.08835*, 2018.
- [29] I. J. Goodfellow, J. Shlens, and C. Szegedy, "Explaining and harnessing adversarial examples," *arXiv preprint arXiv:1412.6572*, 2014.
- [30] E. R. Dahlen, B. D. Edwards, T. Tubré, M. J. Zyphur, and C. R. Warren, "Taking a look behind the wheel: An investigation into the personality predictors of aggressive driving," *Accident Analysis & Prevention*, vol. 45, pp. 1–9, 2012.
- [31] A. H. Jamson, N. Merat, O. M. Carsten, and F. C. Lai, "Behavioural changes in drivers experiencing highly-automated vehicle control in varying traffic conditions," *Transportation research part C: emerging technologies*, vol. 30, pp. 116–125, 2013.
- [32] P. Rämä, "Effects of weather-controlled variable speed limits and warning signs on driver behavior," *Transportation Research Record*, vol. 1689, no. 1, pp. 53–59, 1999.
- [33] J. Dai, J. Teng, X. Bai, Z. Shen, and D. Xuan, "Mobile phone based drunk driving detection," in *2010 4th International Conference on Pervasive Computing Technologies for Healthcare*. IEEE, 2010, pp. 1–8.
- [34] P. Jackson, C. Hilditch, A. Holmes, N. Reed, N. Merat, and L. Smith, "Fatigue and road safety: a critical analysis of recent evidence," *Department for Transport, Road Safety Web Publication*, vol. 21, 2011.
- [35] M. Saifuzzaman, M. M. Haque, Z. Zheng, and S. Washington, "Impact of mobile phone use on car-following behaviour of young drivers," *Accident Analysis & Prevention*, 2015.
- [36] W. Schwarting, J. Alonso-Mora, and D. Rus, "Planning and decision-making for autonomous vehicles," *Annual Review of Control, Robotics, and Autonomous Systems*, 2018.
- [37] N. Li, D. W. Oyler, M. Zhang, Y. Yildiz, I. Kolmanovsky, and A. R. Girard, "Game theoretic modeling of driver and vehicle interactions for verification and validation of autonomous vehicle control systems," *IEEE Transactions on control systems technology*, vol. 26, no. 5, pp. 1782–1797, 2017.
- [38] Z. Constantinescu, C. Marinoiu, and M. Vladoiu, "Driving style analysis using data mining techniques," *International Journal of Computers Communications & Control*, vol. 5, no. 5, pp. 654–663, 2010.
- [39] W. Schwarting, A. Pierson, J. Alonso-Mora, S. Karaman, and D. Rus, "Social behavior for autonomous vehicles," *Proceedings of the National Academy of Sciences*, vol. 116, no. 50, pp. 24972–24978, 2019.
- [40] D. Sadigh, S. Sastry, S. A. Seshia, and A. D. Dragan, "Planning for autonomous cars that leverage effects on human actions," in *Robotics: Science and Systems*, vol. 2. Ann Arbor, MI, USA, 2016.
- [41] D. Sadigh, S. S. Sastry, S. A. Seshia, and A. Dragan, "Information gathering actions over human internal state," in *2016 IEEE/RSJ International Conference on Intelligent Robots and Systems (IROS)*. IEEE, 2016, pp. 66–73.
- [42] R. Chandra, U. Bhattacharya, T. Mittal, X. Li, A. Bera, and D. Manocha, "Graphrq: Classifying driver behaviors using graph spectrums," *arXiv preprint arXiv:1910.00049*. To appear in *Proceedings of ICRA*, 2019.
- [43] A. Kuefler, J. Morton, T. Wheeler, and M. Kochenderfer, "Imitating driver behavior with generative adversarial networks," in *2017 IEEE Intelligent Vehicles Symposium (IV)*. IEEE, 2017, pp. 204–211.
- [44] N. Deo and M. M. Trivedi, "Convolutional social pooling for vehicle trajectory prediction," *arXiv preprint arXiv:1805.06771*, 2018.
- [45] R. Chandra, U. Bhattacharya, A. Bera, and D. Manocha, "Trajectory prediction in dense and heterogeneous traffic using weighted interactions," in *Proceedings of the IEEE Conference on Computer Vision and Pattern Recognition*, 2019, pp. 8483–8492.
- [46] F.-C. Chou, T.-H. Lin, H. Cui, V. Radosavljevic, T. Nguyen, T.-K. Huang, M. Niedoba, J. Schneider, and N. Djuric, "Predicting motion of vulnerable road users using high-definition maps and efficient convnets," 2018.
- [47] N. Djuric, V. Radosavljevic, H. Cui, T. Nguyen, F.-C. Chou, T.-H. Lin, and J. Schneider, "Short-term Motion Prediction of Traffic Actors for Autonomous Driving using Deep Convolutional Networks," *ArXiv e-prints*, Aug. 2018.
- [48] R. Chandra, U. Bhattacharya, C. Roncal, A. Bera, and D. Manocha, "Robusttp: End-to-end trajectory prediction for heterogeneous road-agents in dense traffic with noisy sensor inputs," in *ACM Computer Science in Cars Symposium*, 2019, pp. 1–9.
- [49] X. Li, X. Ying, and M. C. Chuah, "Grip: Graph-based interaction-aware trajectory prediction," *arXiv preprint arXiv:1907.07792*, 2019.

- [50] Z. Cui, K. Henrickson, R. Ke, and Y. Wang, "Traffic graph convolutional recurrent neural network: A deep learning framework for network-scale traffic learning and forecasting," *arXiv preprint arXiv:1802.07007*, 2018.
- [51] S. Guo, Y. Lin, N. Feng, C. Song, and H. Wan, "Attention based spatial-temporal graph convolutional networks for traffic flow forecasting," in *Proceedings of the AAAI Conference on Artificial Intelligence*, vol. 33, 2019, pp. 922–929.
- [52] B. Yu, H. Yin, and Z. Zhu, "Spatio-temporal graph convolutional networks: A deep learning framework for traffic forecasting," *ArXiv*, vol. abs/1709.04875, 2018.
- [53] Z. Diao, X. Wang, D. Zhang, Y. Liu, K. Xie, and S. He, "Dynamic spatial-temporal graph convolutional neural networks for traffic forecasting," 2019.
- [54] Y. Ma, X. Zhu, S. Zhang, R. Yang, W. Wang, and D. Manocha, "Trafficpredict: Trajectory prediction for heterogeneous traffic-agents," *arXiv preprint arXiv:1811.02146*, 2018.
- [55] C. Li, S. H. Chan, and Y.-T. Chen, "Who make drivers stop? towards driver-centric risk assessment: Risk object identification via causal inference," *arXiv preprint arXiv:2003.02425*, 2020.
- [56] S.-Y. Yu, A. V. Malawade, D. Muthirayan, P. P. Khargonekar, and M. A. A. Faruque, "Scene-graph augmented data-driven risk assessment of autonomous vehicle decisions," *arXiv preprint arXiv:2009.06435*, 2020.
- [57] V. Mnih, K. Kavukcuoglu, D. Silver, A. A. Rusu, J. Veness, M. G. Bellemare, A. Graves, M. Riedmiller, A. K. Fidjeland, G. Ostrovski, *et al.*, "Human-level control through deep reinforcement learning," *nature*, vol. 518, no. 7540, pp. 529–533, 2015.
- [58] F. A. Rodrigues, "Network centrality: An introduction," *A Mathematical Modeling Approach from Nonlinear Dynamics to Complex Systems*, p. 177, 2019.
- [59] M. Treiber, A. Hennecke, and D. Helbing, "Congested traffic states in empirical observations and microscopic simulations," *Physical review E*, vol. 62, no. 2, p. 1805, 2000.
- [60] A. Kesting, M. Treiber, and D. Helbing, "General lane-changing model mobil for car-following models," *Transportation Research Record*, vol. 1999, no. 1, pp. 86–94, 2007.
- [61] E. Leurent, "rl-agents: Implementations of reinforcement learning algorithms," <https://github.com/eleurent/rl-agents>, 2018.
- [62] T. N. Kipf and M. Welling, "Semi-supervised classification with graph convolutional networks," 2017.
- [63] M. Fey and J. E. Lenssen, "Fast graph representation learning with PyTorch Geometric," in *ICLR Workshop on Representation Learning on Graphs and Manifolds*, 2019.
- [64] T. Schaul, J. Quan, I. Antonoglou, and D. Silver, "Prioritized experience replay," 2016.