


Computational Science Laboratory
Report CSL-TR-20-6
February 15, 2022

Steven Roberts, Andrey A Popov, Arash
Sarshar, and Adrian Sandu

*“A fast time-stepping strategy for
dynamical systems equipped with a
surrogate model”*

Computational Science Laboratory
“Compute the Future!”

Department of Computer Science
Virginia Polytechnic Institute and State University
Blacksburg, VA 24060
Phone: (540)-231-2193
Fax: (540)-231-6075
Email: steven94@vt.edu, apopov@vt.edu, sarshar@vt.edu,
sandu@cs.vt.edu
Web: <http://csl.cs.vt.edu>



A FAST TIME-STEPPING STRATEGY FOR DYNAMICAL SYSTEMS EQUIPPED WITH A SURROGATE MODEL*

STEVEN ROBERTS[†], ANDREY A POPOV[†], ARASH SARSHAR[†], AND ADRIAN SANDU[†]

Abstract. Simulation of complex dynamical systems arising in many applications is computationally challenging due to their size and complexity. Model order reduction, machine learning, and other types of surrogate modeling techniques offer cheaper and simpler ways to describe the dynamics of these systems but are inexact and introduce additional approximation errors. In order to overcome the computational difficulties of the full complex models, on one hand, and the limitations of surrogate models, on the other, this work proposes a new accelerated time-stepping strategy that combines information from both. This approach is based on the multirate infinitesimal general-structure additive Runge–Kutta (MRI-GARK) framework. The inexpensive surrogate model is integrated with a small timestep to guide the solution trajectory, and the full model is treated with a large timestep to occasionally correct for the surrogate model error and ensure convergence. We provide a theoretical error analysis, and several numerical experiments, to show that this approach can be significantly more efficient than using only the full or only the surrogate model for the integration.

Key words. Multirate time integration, Surrogate model, General-structure additive Runge–Kutta methods, Reduced-order modeling, Machine learning

AMS subject classifications. 65L05, 65F99

1. Introduction. This paper will consider the system of ordinary differential equations (ODEs)

$$(1.1) \quad y' = f(t, y), \quad y(t_0) = y_0, \quad y \in \mathbb{C}^N,$$

equipped with a surrogate model approximating the dynamics of (1.1):

$$(1.2) \quad y'_{\text{sur}} = f_{\text{sur}}(t, y_{\text{sur}}), \quad y_{\text{sur}} \in \mathbb{C}^S.$$

This surrogate model is assumed to be much less expensive to solve than the full model (1.1), possibly by evolving in a lower dimensional space ($S < N$). Moreover, we assume that projections between the full and surrogate model spaces are realized by the matrices $\mathbf{V}, \mathbf{W} \in \mathbb{C}^{N \times S}$:

$$(1.3) \quad y_{\text{sur}} = \mathbf{W}^* y, \quad y \approx \mathbf{V} y_{\text{sur}}, \quad \mathbf{W}^* \mathbf{V} = \mathbf{I}_{S \times S}.$$

Here, the “*” symbol denotes the conjugate transpose of a matrix.

This paper presents a new technique to supplement the numerical integration of (1.1) using the surrogate model (1.2). For an appropriate choice of surrogate model, our method can be significantly more efficient than using either the full or the surrogate model alone. This is accomplished by applying a multirate time integration scheme to the following ODE with fast dynamics $f^{\{f\}}$ and slow dynamics $f^{\{s\}}$:

$$(1.4) \quad y' = \underbrace{\mathbf{V} f_{\text{sur}}(t, \mathbf{W}^* y)}_{f^{\{f\}}(t, y)} + \underbrace{f(t, y) - \mathbf{V} f_{\text{sur}}(t, \mathbf{W}^* y)}_{f^{\{s\}}(t, y)}.$$

*Submitted to the editors DATE.

Funding: This work was supported by awards NSF ACI-1709727, NSF CDS&E-MSS 1953113, DE-SC0021313, and by the Computational Science Laboratory at Virginia Tech.

[†]Computational Science Laboratory, Virginia Polytechnic Institute and State University, Blacksburg, VA 24060 (steven94@vt.edu, apopov@vt.edu, sarshar@vt.edu, sandu@cs.vt.edu).

Multirate methods are characterized by using different stepsizes for different parts of an ODE, as opposed to a single, global timestep [4,12,13,19,20,22–24,41,42,48,49]. For problems with partitions exhibiting vastly different time scales, stiffnesses, evaluation costs, or amounts of nonlinearity, multirate methods can be more efficient than their single rate counterparts. In (1.4), the fast partition $f^{\{f\}}$ is treated with a small timestep, and the slow partition $f^{\{s\}}$ is treated with a large timestep. Note that (1.4) has the same solution as (1.1). It is rewritten and partitioned, however, in such a way that $f^{\{f\}}$ contains the surrogate model dynamics and $f^{\{s\}}$ represents the error in the surrogate model. Ideally, this error will be small, so a large timestep would be acceptable. Moreover, this means expensive evaluations of the full model occur infrequently compared to the inexpensive surrogate model evaluations.

With about 60 years of development [41], the multirating strategy has been applied to numerous classes of time integration methods. Conceivably any multirate method suitable for additively partitioned systems could be applied to (1.4). This paper builds upon multirate infinitesimal methods [7, 29, 50, 52, 57], as they offer a particularly flexible and elegant approach to multirate integration. In particular, we use the multirate infinitesimal general-structure additive Runge–Kutta (MRI-GARK) framework proposed in [44, 47]. MRI-GARK is an appealing choice as it generalizes many types of multirate infinitesimal methods, allows for the construction of high order methods, and supports implicit stages. We note, however, that this paper primarily focuses on explicit methods where (1.1) is nonstiff.

There are other instances in the literature where multirate methods and surrogate models are used in conjunction. In [25], an implicit multirate scheme is used to simulate a fast-evolving electric circuit coupled with a slow-evolving electric field. Model order reduction is then applied to the electric field problem to further reduce the computational cost. A multirate Runge–Kutta–Chebyshev method is proposed in [1] using a time-averaged right-hand side, which can be viewed as a surrogate model with better stiffness properties. The idea of treating models of different fidelities with different timesteps is also explored in [27, 30]. Surrogate models have been used extensively to speed up optimization problems when objective function evaluations are expensive [15, 34, 37].

From the multiscale modeling community, there are several related ideas such as high-order/low-order methods [10]. Similar to the methods proposed in this work, the heterogeneous multiscale method and projective integration [2, 56] utilize different timesteps for “microscopic” and “macroscopic” models as well as operators to convert a state between the two models. They seek to efficiently approximate macroscopic quantities of interest with the help of a microscopic model. In their implementations, the microscopic model is evaluated in small bursts of microsteps to resolve transient effects, while the macroscopic model is evolved with large timesteps. Typically, the coupling between models introduces first order temporal errors. In contrast, the new schemes proposed in this work seek to approximate the full, microscopic model to high orders using large macrosteps.

This remainder of this paper is structured as follows. In section 2, we review the MRI-GARK framework and extensions. Section 3 then specializes MRI-GARK-type methods to the special ODE (1.4). An error analysis is performed in section 4, and various approaches for constructing surrogate models are discussed in section 5. Convergence and performance experiments can be found in section 6. Finally, section 7 summarizes the results of the paper and proposes future extensions.

2. Multirate infinitesimal general-structure additive Runge-Kutta methods. In this section, we will briefly review the MRI-GARK framework, as it serves as the foundation for the remainder of the paper. These methods numerically solve ODEs that are additively partitioned into fast and slow dynamics:

$$(2.1) \quad y' = f(t, y) = f^{\{f\}}(t, y) + f^{\{s\}}(t, y).$$

The defining characteristic of multirate infinitesimal methods is that the slow dynamics $f^{\{s\}}$ is propagated with a discrete method, most commonly a Runge–Kutta method, while the fast dynamics $f^{\{f\}}$ is propagated continuously through modified fast ODEs. An MRI-GARK scheme [47] advances the solution of (2.1) from time t_n to $t_{n+1} = t_n + H$ via the following computational process:

$$(2.2a) \quad Y_1^{\{s\}} = y_n,$$

$$(2.2b) \quad \begin{cases} v_i(0) = Y_i^{\{s\}}, \\ T_i = t_n + c_i^{\{s\}} H, \\ v_i'(\theta) = \Delta c_i^{\{s\}} f^{\{f\}}(T_i + \Delta c_i^{\{s\}} \theta, v_i(\theta)) + \sum_{j=1}^{i+1} \gamma_{i,j} \left(\frac{\theta}{H}\right) f^{\{s\}}(T_j, Y_j^{\{s\}}), \\ \text{for } \theta \in [0, H], \\ Y_{i+1}^{\{s\}} = v_i(H), \quad i = 1, \dots, s^{\{s\}}, \end{cases}$$

$$(2.2c) \quad y_{n+1} = Y_{s^{\{s\}}+1}^{\{s\}}.$$

There are $s^{\{s\}}$ modified fast ODEs (2.2b) solved between the abscissae of a Runge–Kutta method. The distances between consecutive abscissae are

$$\Delta c_i^{\{s\}} = \begin{cases} c_{i+1}^{\{s\}} - c_i^{\{s\}}, & i = 1, \dots, s^{\{s\}} - 1, \\ 1 - c_{s^{\{s\}}}^{\{s\}}, & i = s^{\{s\}}. \end{cases}$$

Equation (2.2b) also contains time-dependent, polynomial forcing terms for the slow dynamics which satisfy

$$(2.3) \quad \gamma_{i,j}(t) := \sum_{k \geq 0} \gamma_{i,j}^k t^k, \quad \tilde{\gamma}_{i,j}(t) := \int_0^t \gamma_{i,j}(\tau) d\tau = \sum_{k \geq 0} \gamma_{i,j}^k \frac{t^{k+1}}{k+1}, \quad \bar{\gamma}_{i,j} := \tilde{\gamma}_{i,j}(1).$$

Continuing with the notation of [47], capitalized versions of (2.3) denote matrices of coefficients. If $\bar{\Gamma}$ is lower triangular, (2.2) is explicit, and otherwise, it is implicit.

For general $f^{\{f\}}$, one cannot expect to find a closed-form solution to the modified fast ODE (2.2b); however, one can determine $v_i(H)$ by time-stepping with “infinitesimally” small timesteps. For the sake of simplifying the analysis, we assume this integration is exact, but computationally, it is not possible to take infinitely many steps. In practice, (2.2b) is integrated to an accuracy that is negligible compared to the other source of error: treating $f^{\{s\}}$ with a discrete Runge–Kutta method. This is analogous to assuming integrations within a Strang splitting are exact, but using sufficiently accurate approximations in practice. Multirate infinitesimal methods enjoy great flexibility in that *any* consistent time integration method can be used to solve the modified fast ODEs. This offers the freedom to choose implicit or explicit methods, as well as methods of any order. Equation (2.2) is multirate in the sense that there are $s^{\{s\}}$ evaluations of $f^{\{s\}}$ over a timestep H , while (2.2b) is generally integrated with a smaller timestep and requires many more evaluations of $f^{\{f\}}$.

2.1. Coupled MRI-GARK schemes. In [44] two new types of MRI-GARK methods were proposed: step predictor-corrector MRI-GARK (SPC-MRI-GARK) and internal predictor-corrector MRI-GARK (IPC-MRI-GARK). In order to improve the linear stability of MRI-GARK, both include coupled, discrete prediction stages that are subsequently corrected by solving modified fast ODEs. In comparing the two MRI-GARK variants, SPC-MRI-GARK was identified to have simpler order conditions, better stability, and a simpler implementation. For these reasons, we will only consider SPC-MRI-GARK in the construction of surrogate model timestepping techniques.

An SPC-MRI-GARK method based on the “slow” Runge–Kutta method $(\mathcal{A}^{\{s,s\}}, \mathfrak{f}^{\{s\}}, c^{\{s\}})$ solves (2.1) with steps of the form:

$$(2.4a) \quad Y_i = y_n + H \sum_{j=1}^{s^{\{s\}}} a_{i,j}^{\{s\}} f(t_n + c_j^{\{s\}} H, Y_j), \quad i = 1, \dots, s^{\{s\}},$$

$$(2.4b) \quad \begin{cases} v(0) = y_n, \\ v' = f^{\{f\}}(t_n + \theta, v) + \sum_{j=1}^{s^{\{s\}}} \gamma_j \left(\frac{\theta}{H}\right) f^{\{s\}}(t_n + c_j^{\{s\}} H, Y_j), \quad \text{for } \theta \in [0, H], \\ y_{n+1} = v(H). \end{cases}$$

Similar to a traditional Runge–Kutta scheme, SPC-MRI-GARK starts by computing stage values that approximate the solution at the times $t_n + c_i^{\{s\}} H$. In this prediction step (2.4a), the fast and slow dynamics are treated together with the timestep H . The fast part of the stage values is inaccurate from this large timestep and is discarded. A single ODE (2.4b) is solved from t_n to t_{n+1} to correct the fast dynamics and produce the next step y_{n+1} . Like MRI-GARK, there are time-dependent, polynomial forcing terms for the slow tendencies. Following [44, Definition 2.2], the definitions of $\gamma_i(t)$, $\tilde{\gamma}_i(t)$, $\bar{\gamma}_i$ are identical to (2.3), except they are vector quantities with a single subscript index. While base methods of any structure are admitted in the SPC-MRI-GARK framework, only diagonally implicit methods were considered in [44]. As the focus of this paper is explicit methods, we have derived new explicit methods of orders two and three and present their coefficients in Appendix A.

3. Method formulation. Following the process outlined in the introduction, we seek to apply the MRI-GARK method (2.2) to the partitioned problem (1.4) in order to construct a solution process that can incorporate surrogate model information. We start with the modified fast ODE (2.2b):

$$(3.1) \quad \begin{aligned} v'_i(\theta) &= \Delta c_i^{\{s\}} \mathbf{V} f_{\text{sur}}(T_i + \Delta c_i^{\{s\}} \theta, \mathbf{W}^* v_i(\theta)) \\ &+ \sum_{j=1}^{i+1} \gamma_{i,j} \left(\frac{\theta}{H}\right) (f(T_j, Y_j) - \mathbf{V} f_{\text{sur}}(T_j, \mathbf{W}^* Y_j)). \end{aligned}$$

In (3.1), the full model f only appears in the forcing terms, and for explicit methods, it is evaluated at previously computed stage values. Only the surrogate model f_{sur} needs to be evaluated at each of the infinitesimal steps to compute $v_i(H)$.

Note that in formulation (3.1), $v_i \in \mathbb{C}^N$ evolves in the full space, and there is no benefit from choosing a surrogate model that evolves in a lower dimensional space. To resolve this, we first split v_i into the parts residing inside and outside the surrogate

model space:

$$v_i(\theta) = \mathbf{V}\mathbf{W}^*v_i(\theta) + (\mathbf{I}_{N \times N} - \mathbf{V}\mathbf{W}^*)v_i(\theta).$$

More formally, $\mathbf{V}\mathbf{W}^*$ and $(\mathbf{I}_{N \times N} - \mathbf{V}\mathbf{W}^*)$ define oblique projections onto the range of \mathbf{V} and the nullspace of \mathbf{W}^* , respectively. We now consider the solution to (3.1) from the perspective of these two, complementary subspaces.

Starting outside the surrogate model space, we have that

$$\begin{aligned} (\mathbf{I}_{N \times N} - \mathbf{V}\mathbf{W}^*)v_i(H) &= (\mathbf{I}_{N \times N} - \mathbf{V}\mathbf{W}^*) \left(Y_i + \int_0^H v_i'(\theta) d\theta \right) \\ (3.2) \qquad \qquad \qquad &= (\mathbf{I}_{N \times N} - \mathbf{V}\mathbf{W}^*) \left(Y_i + H \sum_{j=1}^i \bar{\gamma}_{i,j} f(T_j, Y_j) \right), \end{aligned}$$

where we have used (2.3) and the fact that $(\mathbf{I}_{N \times N} - \mathbf{V}\mathbf{W}^*)\mathbf{V} = \mathbf{0}_{N \times S}$ by (1.3). Equation (3.2) reveals that inside the nullspace of \mathbf{W}^* the solution to equation (3.1) becomes a Runge–Kutta stage. Therefore, we exclude the components in this subspace during the infinitesimal step integration of (3.1).

We now consider the dynamics (3.1) projected onto the surrogate model space:

$$\begin{aligned} (3.3) \qquad z_i(\theta) &:= \mathbf{W}^*v_i(\theta) \in \mathbb{C}^S, \\ z_i'(\theta) &= \Delta c_i^{\{\text{s}\}} f_{\text{sur}}(T_i + \Delta c_i^{\{\text{s}\}}\theta, z_i(\theta)) \\ &\quad + \sum_{j=1}^{i+1} \gamma_{i,j} \left(\frac{\theta}{H} \right) (\mathbf{W}^*f(T_j, Y_j) - f_{\text{sur}}(T_j, \mathbf{W}^*Y_j)). \end{aligned}$$

The solution to (3.1) can be expressed as the sum of its two components:

$$v_i(H) = \mathbf{V}z_i(H) + (\mathbf{I}_{N \times N} - \mathbf{V}\mathbf{W}^*) \left(Y_i + H \sum_{j=1}^{i+1} \bar{\gamma}_{i,j} f(T_j, Y_j) \right).$$

Thus to compute an MRI-GARK stage, we only need to solve an ODE of dimension S instead of N . We summarize the simplifications of (2.2) in Definition 3.1 and provide a graphical illustration in Figure 1.

DEFINITION 3.1 (SM-MRI-GARK). *A surrogate model MRI-GARK (SM-MRI-GARK) method solves the ODE (1.1) with the help of the surrogate model (1.2) using*

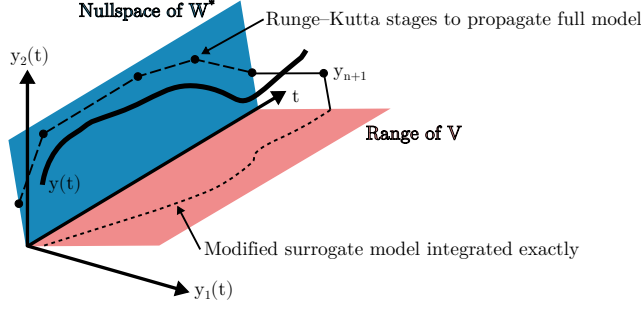


Fig. 1: Illustration of SM-MRI-GARK for a two-variable ODE and a surrogate model that evolves in a one-dimensional subspace.

steps of the form

$$(3.4a) \quad Y_1 = y_n,$$

$$(3.4b) \quad \begin{cases} z_i(0) = \mathbf{W}^* Y_i, \\ T_i = t_n + c_i^{\{s\}} H, \\ z_i'(\theta) = \Delta c_i^{\{s\}} f_{\text{sur}}(T_i + \Delta c_i^{\{s\}} \theta, z_i(\theta)) \\ \quad + \sum_{j=1}^{i+1} \gamma_{i,j} \left(\frac{\theta}{H}\right) (\mathbf{W}^* f(T_j, Y_j) - f_{\text{sur}}(T_j, \mathbf{W}^* Y_j)), \quad \text{for } \theta \in [0, H], \\ Y_{i+1} = \mathbf{V} z_i(H) + (\mathbf{I}_{d \times d} - \mathbf{V} \mathbf{W}^*) \left(Y_i + H \sum_{j=1}^{i+1} \bar{\gamma}_{i,j} f(T_j, Y_j) \right), \\ i = 1, \dots, s^{\{s\}}, \end{cases}$$

$$(3.4c) \quad y_{n+1} = Y_{s^{\{s\}}+1}.$$

Remark 3.2 (SM-MRI-GARK for hierarchical surrogate models). For certain applications, an entire hierarchy of surrogate models $f, f_{\text{sur}}^{[1]}, f_{\text{sur}}^{[2]}, \dots, f_{\text{sur}}^{[m]}$ may be available. In such scenarios, one can take advantage of all models by applying SM-MRI-GARK recursively. First, the highest fidelity models f and $f_{\text{sur}}^{[1]}$ are applied to (3.4). The ODE (3.4b), is then solved using an SM-MRI-GARK method with $\Delta c_i^{\{s\}} f_{\text{sur}}^{[2]}$ as the surrogate model. Its ODEs are solved using an SM-MRI-GARK method with $\Delta c_i^{\{s\} \times 2} f_{\text{sur}}^{[3]}$ as the surrogate model. This is continued until we reach $\Delta c_i^{\{s\} \times (m-1)} f_{\text{sur}}^{[m]}$ as the lowest fidelity surrogate model. Note the power of $\Delta c_i^{\{s\}}$ scaling the surrogate models can be eliminated by applying the change of variable $\theta \rightarrow \theta / \Delta c_i^{\{s\}}$ to (3.4b).

Remark 3.3 (Connection to EPIRK-K methods). In [47], Sandu showed that exponential Runge–Kutta methods are closely related to MRI-GARK methods when the linear–nonlinear partitioning

$$y' = \underbrace{\mathbf{L} y}_{f^{\{f\}}(t,y)} + \underbrace{f(t,y) - \mathbf{L} y}_{f^{\{s\}}(t,y)}$$

is used. MRI-GARK can be viewed as a generalization of exponential Runge–Kutta

methods where the piece integrated exactly can be linear or nonlinear.

An analogous connection can be made between EPIRK-K [33] and SM-MRI-GARK. EPIRK-K is an extension of exponential propagation iterative methods of Runge-Kutta type (EPIRK) [55] that approximates the Jacobian $\mathbf{J}_n = \frac{\partial f}{\partial y}(t_n, y_n)$ appearing in matrix exponentials and related matrix functions with a Krylov-subspace approximation $\mathbf{U}\mathbf{U}^*\mathbf{J}_n\mathbf{U}\mathbf{U}^*$. SM-MRI-GARK with $\mathbf{V} = \mathbf{W} = \mathbf{U}$ and $f_{\text{sur}}(t, y_{\text{sur}}) = \mathbf{U}^*\mathbf{J}_n\mathbf{U}y_{\text{sur}}$ closely resembles the class of EPIRK-K schemes.

Remark 3.4 (Stepsize adaptivity). Even with fixed timesteps H , adaptive time-steppers can be used to integrate (3.4b) so that f_{sur} is evaluated just enough to meet tolerances. It is also possible to independently and adaptively select H , and thus, the frequency at which f is evaluated. Following [47, Remark 2.5], (3.4) can be equipped with an embedded method to estimate the local truncation error, and then standard error controllers can be used [26, Section II.4]. Each method in Appendix A includes an embedded method that is one order lower than the main method.

As a simple example of an SM-MRI-GARK method, consider forward Euler as the base method and the internally consistent [47, Section 3.1.1] coupling $\gamma_{1,1}(t) = 1$:

$$(3.5) \quad \begin{aligned} z(0) &= \mathbf{W}^* y_n \\ z'(\theta) &= f_{\text{sur}}(t_n + \theta, z(\theta)) + \mathbf{W}^* f(t_n, y_n) - f_{\text{sur}}(t_n, \mathbf{W}^* y_n), \quad \text{for } \theta \in [0, H], \\ y_{n+1} &= \mathbf{V}z(H) + (\mathbf{I}_{d \times d} - \mathbf{V}\mathbf{W}^*)(y_n + Hf(t_n, y_n)). \end{aligned}$$

Equation (3.5) is only first order accurate; however, second and third order SM-MRI-GARK schemes can be constructed using the coefficients provided in Appendix A. In order to implement these efficiently, we have provided pseudocode in Algorithm 3.1. It minimizes the number of full and surrogate model evaluations, as well as the number of matrix-vector products involving \mathbf{V} and \mathbf{W}^* .

3.1. Formulation for SPC-MRI-GARK. A similar process can be used to apply SPC-MRI-GARK (2.4) to the ODE (1.4). For brevity, we avoid replicating the simplifications (3.2) and (3.3) and directly present the method formulation in the following definition.

DEFINITION 3.5 (SM-SPC-MRI-GARK). *A surrogate model SPC-MRI-GARK (SM-SPC-MRI-GARK) method solves the ODE (1.1) with the help of the surrogate model (1.2) using steps of the form*

$$(3.6a) \quad Y_i = y_n + H \sum_{j=1}^{s^{\{s\}}} a_{i,j}^{\{s\}} f(t_n + c_j^{\{s\}} H, Y_j), \quad i = 1, \dots, s^{\{s\}},$$

$$(3.6b) \quad \left\{ \begin{aligned} z(0) &= \mathbf{W}^* y_n, \\ z(\theta)' &= f_{\text{sur}}(t_n + \theta, z(\theta)) \\ &\quad + \sum_{j=1}^{s^{\{s\}}} \gamma_j\left(\frac{\theta}{H}\right) \left(\mathbf{W}^* f(t_n + c_j^{\{s\}} H, Y_j) - f_{\text{sur}}(t_n + c_j^{\{s\}} H, \mathbf{W}^* Y_j) \right), \\ &\quad \text{for } \theta \in [0, H], \\ y_{n+1} &= \mathbf{V}z(H) + (\mathbf{I}_{d \times d} - \mathbf{V}\mathbf{W}^*) \left(y_n + H \sum_{j=1}^{s^{\{s\}}} b_j f(t_n + c_j^{\{s\}} H, Y_j) \right). \end{aligned} \right.$$

Algorithm 3.1 Pseudocode for explicit SM-MRI-GARK (3.4).

```

1: procedure SM-MRI-GARK( $f, f_{\text{sur}}, \mathbf{V}, \mathbf{W}^*, t_0, t_{\text{end}}, y_0, N_{\text{steps}}$ )
2:    $y = y_0$ 
3:    $\hat{y} = \mathbf{W}^* y_0$ 
4:    $H = (t_{\text{end}} - t_0) / N_{\text{steps}}$ 
5:   for  $n = 1, \dots, N_{\text{steps}}$  do
6:     for  $i = 1, \dots, s^{\{\text{s}\}}$  do
7:        $T_i = t_0 + (n + c_i^{\{\text{s}\}})H$ 
8:        $k_i = f(T_i, y)$ 
9:        $\hat{k}_i = \mathbf{W}^* k_i$ 
10:       $\hat{\ell}_i = \hat{k}_i - f_{\text{sur}}(T_i, \hat{y})$ 
11:       $\hat{w} = \hat{y} + H \sum_{j=1}^i \bar{\gamma}_{i,j} \hat{k}_j$ 
12:       $y = y + H \sum_{j=1}^i \bar{\gamma}_{i,j} k_j$ 
13:       $\hat{y} = \text{OdeSolve} \left( \begin{array}{l} z'_i(\theta) = \Delta c_i^{\{\text{s}\}} f_{\text{sur}}(T_i + \Delta c_i^{\{\text{s}\}} \theta, z_i(\theta)) + \sum_{j=1}^i \gamma_{i,j}(\frac{\theta}{H}) \hat{\ell}_j, \\ \text{timespan} = [0, H], \text{initial\_condition} = \hat{y} \end{array} \right)$ 
14:       $y = y + \mathbf{V}(\hat{y} - \hat{w})$ 
15:     end for
16:   end for
17:   return  $y$ 
18: end procedure

```

The SM-MRI-GARK Euler method from (3.5) also happens to be an SM-SPC-MRI-GARK method. The base method is again forward Euler, and the coupling is $\gamma_1(t) = 1$. Methods with more than one stage will not coincide, however, as SM-SPC-MRI-GARK has one modified fast ODE per step while SM-MRI-GARK has $s^{\{\text{s}\}}$. Another distinction, which can be seen in Algorithm 3.2, is that SM-SPC-MRI-GARK only requires one matrix-vector product with \mathbf{V} per step, while SM-MRI-GARK requires $s^{\{\text{s}\}}$.

4. Error analysis. Consider the edge case where the surrogate model is taken to be the full model and $\mathbf{V} = \mathbf{W}^* = \mathbf{I}_{N \times N}$. The stages of (3.4) simplify to

$$\begin{aligned}
Y_1 &= y_n, \\
\begin{cases} z_i(0) = Y_i, \\ z'_i = \Delta c_i^{\{\text{s}\}} f_{\text{sur}}(t_n + c_i^{\{\text{s}\}} H + \Delta c_i^{\{\text{s}\}} \theta, z_i), & \text{for } \theta \in [0, H], \\ Y_{i+1} = z_i(H), & i = 1, \dots, s^{\{\text{s}\}}, \end{cases} \\
y_{n+1} &= Y_{s^{\{\text{s}\}}+1}.
\end{aligned}$$

This is simply the original ODE (1.1) solved between the abscissae of a Runge–Kutta method. With the infinitesimal step assumption, the error is zero. At the other extreme, take the surrogate model to be $f_{\text{sur}}(t, y_{\text{sur}}) = 0_N$. Again, (3.4) can be

Algorithm 3.2 Pseudocode for explicit SM-SPC-MRI-GARK (3.6).

```

1: procedure SM-SPC-MRI-GARK( $f, f_{\text{sur}}, \mathbf{V}, \mathbf{W}^*, t_0, t_{\text{end}}, y_0, N_{\text{steps}}$ )
2:    $y = y_0$ 
3:    $\hat{y} = \mathbf{W}^* y_0$ 
4:    $H = (t_{\text{end}} - t_0) / N_{\text{steps}}$ 
5:   for  $n = 1, \dots, N_{\text{steps}}$  do
6:      $t_n = t_0 + nH$ 
7:     for  $i = 1, \dots, s^{\{\text{s}\}}$  do
8:        $k_i = f(t_n + c_i^{\{\text{s}\}} H, y + H \sum_{j=1}^{i-1} a_{i,j}^{\{\text{s}\}} k_j)$ 
9:        $\hat{k}_i = \mathbf{W}^* k_i$ 
10:       $\hat{\ell}_i = \hat{k}_i - f_{\text{sur}}(t_n + c_i^{\{\text{s}\}} H, \hat{y} + H \sum_{j=1}^{i-1} a_{i,j}^{\{\text{s}\}} \hat{k}_j)$ 
11:    end for
12:     $\hat{w} = \hat{y} + H \sum_{j=1}^{s^{\{\text{s}\}}} b_j^{\{\text{s}\}} \hat{k}_j$ 
13:     $y = y + H \sum_{j=1}^{s^{\{\text{s}\}}} b_j^{\{\text{s}\}} k_j$ 
14:     $\hat{y} = \text{OdeSolve}\left(z'(\theta) = f_{\text{sur}}(t_n + \theta, z(\theta)) + \sum_{j=1}^{s^{\{\text{s}\}}} \gamma_j \left(\frac{\theta}{H}\right) \hat{\ell}_j, \right.$ 
        $\left. \text{timespan} = [0, H], \text{initial\_condition} = \hat{y}\right)$ 
15:     $y = y + \mathbf{V}(\hat{y} - \hat{w})$ 
16:  end for
17:  return  $y$ 
18: end procedure

```

simplified, but now into a traditional, unpartitioned Runge–Kutta method:

$$\begin{aligned}
Y_1 &= y_n, \\
Y_{i+1} &= Y_i + H \sum_{j=1}^i \bar{\gamma}_{i,j} f(t_n + c_i^{\{\text{s}\}} H, Y_j), \quad i = 1, \dots, s^{\{\text{s}\}}, \\
y_{n+1} &= Y_{s^{\{\text{s}\}}+1}.
\end{aligned}$$

This error will be nonzero in general and can be analyzed using classical Runge–Kutta order condition and convergence theory.

While neither of these two choices for the surrogate model are particularly interesting, they illustrate how the accuracy of SM-MRI-GARK and SM-SPC-MRI-GARK depends on several factors including the accuracy of the surrogate model, the projection matrices \mathbf{V} and \mathbf{W} , and the method coefficients. In this section, we analyze the structure of local truncation error

$$(4.1) \quad \text{LTE}_{n+1} = y(t_{n+1}) - y_{n+1} = C H^{p+1} + \mathcal{O}(H^{p+2})$$

to better understand the influence of these factors. To simplify our error analysis, we use the autonomous form of (1.4), which comes at no loss of generality for internally consistent methods.

The new families of methods in this paper are derived as special cases of MRI-GARK and SPC-MRI-GARK. Interestingly, it is also possible to view MRI-GARK and SPC-MRI-GARK as special cases of the surrogate model methods. When

$$\mathbf{V} = \mathbf{W}^* = \mathbf{I}_{N \times N}, \quad f(t, y) = f^{\{\text{f}\}}(t, y) + f^{\{\text{s}\}}(t, y), \quad f_{\text{sur}}(t, y) = f^{\{\text{f}\}}(t, y),$$

\mathbf{u}	$F(\mathbf{u})(y)$	$\rho(\mathbf{u})$	$\sigma(\mathbf{u})$	$\gamma(\mathbf{u})$
\circ	$f(y) - \mathbf{V}f_{\text{sur}}(\mathbf{W}^*y)$	1	1	1
\bullet	$f'(y)\mathbf{V}f_{\text{sur}}(\mathbf{W}^*y) - \mathbf{V}f'_{\text{sur}}(\mathbf{W}^*y)f_{\text{sur}}(\mathbf{W}^*y)$	2	1	2
$\bullet\circ$	$\mathbf{V}f''_{\text{sur}}(\mathbf{W}^*y)(\mathbf{V}f_{\text{sur}}(\mathbf{W}^*y), f(y) - \mathbf{V}f_{\text{sur}}(\mathbf{W}^*y))$	3	1	3

Table 1: Examples of trees, elementary differentials, and other tree properties.

its derivatives appearing in an elementary differential. In order to quantify the error in the surrogate model, suppose there exists a (small) constant ε such that:

$$\begin{aligned} \|f(y_n) - \mathbf{V}f_{\text{sur}}(\mathbf{W}^*y_n)\| &\leq \varepsilon, \\ \left\| f^{(m)}(y_n)(x_1, \dots, x_m) - \mathbf{V}f_{\text{sur}}^{(m)}(\mathbf{W}^*y_n)(\mathbf{W}^*x_1, \dots, \mathbf{W}^*x_m) \right\| &\leq \varepsilon \|x_1\| \cdots \|x_m\|, \end{aligned}$$

for $m = 1, \dots, p$. Here $\|\cdot\|$ denotes an arbitrary norm on \mathbb{C}^N . This yields the bounds

$$\begin{aligned} \|F(\bullet)(y_n)\| &\leq d_0 + \varepsilon, & \left\| F([\mathbf{u}_1, \dots, \mathbf{u}_m]^{\{\text{f}\}})(y_n) \right\| &\leq (d_m + \varepsilon) \prod_{i=1}^m \|F(u_i)(y_n)\|, \\ \|F(\circ)(y_n)\| &\leq \varepsilon, & \left\| F([\mathbf{u}_1, \dots, \mathbf{u}_m]^{\{\text{s}\}})(y_n) \right\| &\leq \varepsilon \prod_{i=1}^m \|F(u_i)(y_n)\|, \end{aligned}$$

where $d_0 = \|f(y_n)\|$ and d_m is the operator norm of $f^{(m)}(y_n)$. Now we have that

$$\|C\| \leq \sum_{\substack{\mathbf{u} \in \mathbb{T}_2 \setminus \mathbb{T}_2^{\{\text{f}\}} \\ \rho(\mathbf{u})=p+1}} \left| \frac{1}{\sigma(\mathbf{u})} \left(\Phi(\mathbf{u}) - \frac{1}{\gamma(\mathbf{u})} \right) \right| \varepsilon^{\rho^{\{\text{s}\}}(\mathbf{u})} \left(\varepsilon + \max_{i=0, \dots, p} d_i \right)^{\rho^{\{\text{f}\}}(\mathbf{u})} = \sum_{i=1}^{p+1} c_i \varepsilon^i,$$

where $\rho^{\{\sigma\}}(\mathbf{u})$ is the number of σ -colored vertices in \mathbf{u} . The constants c_i only depend on f and the order condition residuals; they are independent of f_{sur} , \mathbf{V} , \mathbf{W} , H and ε . As one might expect, the local truncation error decreases as the accuracy of the surrogate model and its derivatives increase.

5. Construction of surrogate models for accelerating time integration.

This sections discusses several techniques to construct a surrogate model f_{sur} and the associated linear operators \mathbf{V} and \mathbf{W}^* with a computationally favorable balance of accuracy and evaluation cost.

5.1. Reduced-order models (ROMs). There are numerous techniques from the reduced-order modeling community that may be used to generate the surrogate models including proper orthogonal decomposition (POD) [53], Krylov-subspace methods [21], reduced basis methods [35], discrete empirical interpolation method [11], and dynamic mode decomposition [51, 54]. Other multi-resolution methods based on Fourier or wavelet transformation [8] could be used to only capture coarse information about the model.

5.2. Multimesh models. Consider a numerical approach to discretize a partial differential equation (PDE) in space over a computational mesh using, for example, the finite element, difference, or volume method. A surrogate model can come from solving the PDE on a coarser mesh or using a lower order spatial discretization. This provides

an approximation to capture the “shape” of the solution that is cheaper and also enjoys a less strict Courant–Friedrichs–Lewy (CFL) condition. If the meshes are nested, \mathbf{W} is a subset of columns of the identity matrix, and \mathbf{V} is a sparse interpolation matrix. We note that this strategy closely resembles multigrid methods [61]. The relaxation and prolongation operators, however, have to be chosen such as $\mathbf{W}^*\mathbf{V} = \mathbf{I}_{N \times N}$, such as the 1D relaxation stencil $[0 \ 1 \ 0]$ and the 1D prolongation stencil $[1/2 \ 1 \ 1/2]$.

5.3. Applying simplifying approximations to the full model. By linearizing, filtering, averaging, simply ignoring, or otherwise approximating certain terms in f , a computationally inexpensive f_{sur} can be produced. In [10, Section 6], for example, a surrogate model of z-level ocean model is produced by a vertical averaging of barotropic velocities. Consider also a direct N-body simulation with a Barnes-Hut or fast multipole method used as the surrogate model. For this example, the surrogate models happen to have the same state representation as the full model, and therefore, $S = N$ and $\mathbf{V} = \mathbf{W} = \mathbf{I}_{N \times N}$.

5.4. Data-driven surrogate models. When sufficient input and output data is available, supervised learning approaches are a viable option to generate approximate models for a system. A variety of techniques have been developed, some depending on system identification and sparse dictionary learning [45], others using neural networks to discover operators and right-hand side functions [38]. Patch data, both in time and space [28] have been used to train machine learning models that can reproduce crude or partial dynamics of the full system. In some cases, the data driven dynamics reside in the full space, so $S = N$ and $\mathbf{V} = \mathbf{W} = \mathbf{I}_{N \times N}$. In other cases, the dynamics could reside in the dominant modes of the data, in which case $S < N$ and \mathbf{V} and \mathbf{W} are determined by the method.

6. Numerical experiments. In order to evaluate the new surrogate model time-steppers, we apply them to a diverse set of ODE test problems equipped with surrogate models. Two of the test problems are used to verify convergence properties (error versus steps) and another two are used to measure the integrators’ performance (error versus runtime). The methods considered in the experiments are SM-MRI-GARK Euler from (3.5) and the four methods from Appendix A. We compare these with their base methods, which are traditional Runge–Kutta methods, when only the full or only the surrogate model is used. In all the experiments, the error is computed by comparing a numerical solution to a high-accuracy reference solution at the final time. The solution using only the surrogate model resides in the surrogate model subspace, so it is multiplied by \mathbf{V} before computing error.

6.1. Quasi-geostrophic model and quadratic ROM. The quasi-geostrophic (QG) equations [14, 16, 17], are a well-studied set of approximations to both atmospheric and ocean flow. The QG equations have a wide range of well-studied lower dimensional approximations. For our use case, a quadratic POD-Galerkin ROM makes an excellent surrogate model.

We follow the formulations of [32, 46], and the same setup as utilized in [36]:

$$(6.1) \quad \begin{aligned} \frac{\partial \omega}{\partial t} + J(\psi, \omega) - \text{Ro}^{-1} \frac{\partial \psi}{\partial x} &= \text{Re}^{-1} \nabla^2 \omega + \text{Ro}^{-1} F, \\ \omega &= -\nabla^2 \psi, \\ J(\psi, \omega) &\equiv \frac{\partial \psi}{\partial y} \frac{\partial \omega}{\partial x} - \frac{\partial \psi}{\partial x} \frac{\partial \omega}{\partial y}. \end{aligned}$$

Here ω represents the vorticity, ψ the streamfunction, $\text{Re} = 450$ the Reynolds number,

and $\text{Ro} = 0.0036$ the Rossby number. The forcing term is selected to be a symmetric double Gyre to simulate flow in the ocean [32, 46]:

$$F = \sin(\pi(y - 1)).$$

The domain for the problem is $\Omega = [0, 1] \times [0, 2]$. Homogeneous Dirichlet,

$$\psi(x, y) = 0, \quad \forall (x, y) \in \partial\Omega,$$

boundary conditions are used for all time.

For the spatial discretization, a second order finite difference is performed, with the canonical Arakawa approximation [5] performed on the Jacobian term, J . The domain is discretized using 63 points in the x direction and 127 points in the y direction. The discretization begets the discrete stream function variable ψ . The relation between the streamfunction and vorticity is used to define the time derivative of the streamfunction variable $\frac{\partial\psi}{\partial t}$, which we will take as the PDE of interest.

Following [32], and using the method of snapshots [53], we construct basis transformation operators that capture the time-averaged dominant linear modes of the system. The basis transformations are represented by the orthogonal, in L^2 , linear operators \mathbf{V} , and \mathbf{W}^* , where $y_{\text{sur}} = \mathbf{W}^*\psi$ represents the basis transformation from streamfunction space into ROM space. Details as to how these are derived are found in [36].

In order to construct a reduced-order model we have to optimally approximate the time derivative of the reduced-order state. As (6.1) is quadratic in nature, we can construct a quadratic POD-Galerkin reduced-order model, of the form

$$y'_{\text{sur}} = f_{\text{sur}}(t, y_{\text{sur}}) = \mathbf{W}^*f(t, \mathbf{V}y_{\text{sur}}) = b + \mathbf{A}y_{\text{sur}} + y_{\text{sur}}^T\mathcal{B}y_{\text{sur}},$$

where y_{sur} is the state in the POD basis, f is the solution to the Poisson equation in (6.1) for the streamfunction derivative $\frac{\partial\psi}{\partial t}$, $b \in \mathbb{R}^S$ corresponds to the forcing term $\text{Ro}^{-1}F$, $\mathbf{A} \in \mathbb{R}^{S \times S}$ corresponds to the linear term $\text{Ro}^{-1}\frac{\partial\psi}{\partial x} + \text{Re}^{-1}\nabla^2\omega$, and $\mathcal{B} \in \mathbb{R}^{S \times S \times S}$ corresponds to the Jacobian term $-J(\psi, \omega)$. We take S , the dimension of the reduced-order state space, to be significantly smaller than the dimension of the space of the discretized streamfunction, N . It is known from [36] that for this specific spatial discretization, utilizing $N = 8001$ points, $S = 40$ modes corresponds to 98.1% of the total kinetic energy of the system, while $S = 80$ modes corresponds to 99.4% of the total energy, meaning that this problem should be extremely well-suited to dimensional reduction.

The timespan for which we run the system is a ten day forecast, which for the given parameters is approximately $t \in [0, 0.109]$. The ROM was built in the interpolatory regime on the test timespan using 2000 evenly-spaced snapshots. The model and the reduced-order model implementations for the experiments have been taken from [43]. As they are written in MATLAB, we use `ode45` with absolute and relative tolerances of 10^{-11} to accurately solve the modified fast ODEs (3.4b) and (3.6b).

Figure 2 shows the convergence of the QG equations with respect to a ROM. We have not plotted the results of the Runge–Kutta methods using only the surrogate model as they produced errors orders of magnitude larger than the other methods. For a fixed number of timesteps, SM-MRI-GARK and SM-SPC-MRI-GARK consistently have less error than Runge–Kutta methods using only the full model. At order three, however, the more accurate ROM of size $S = 80$ is needed to achieve a substantial decrease in error.

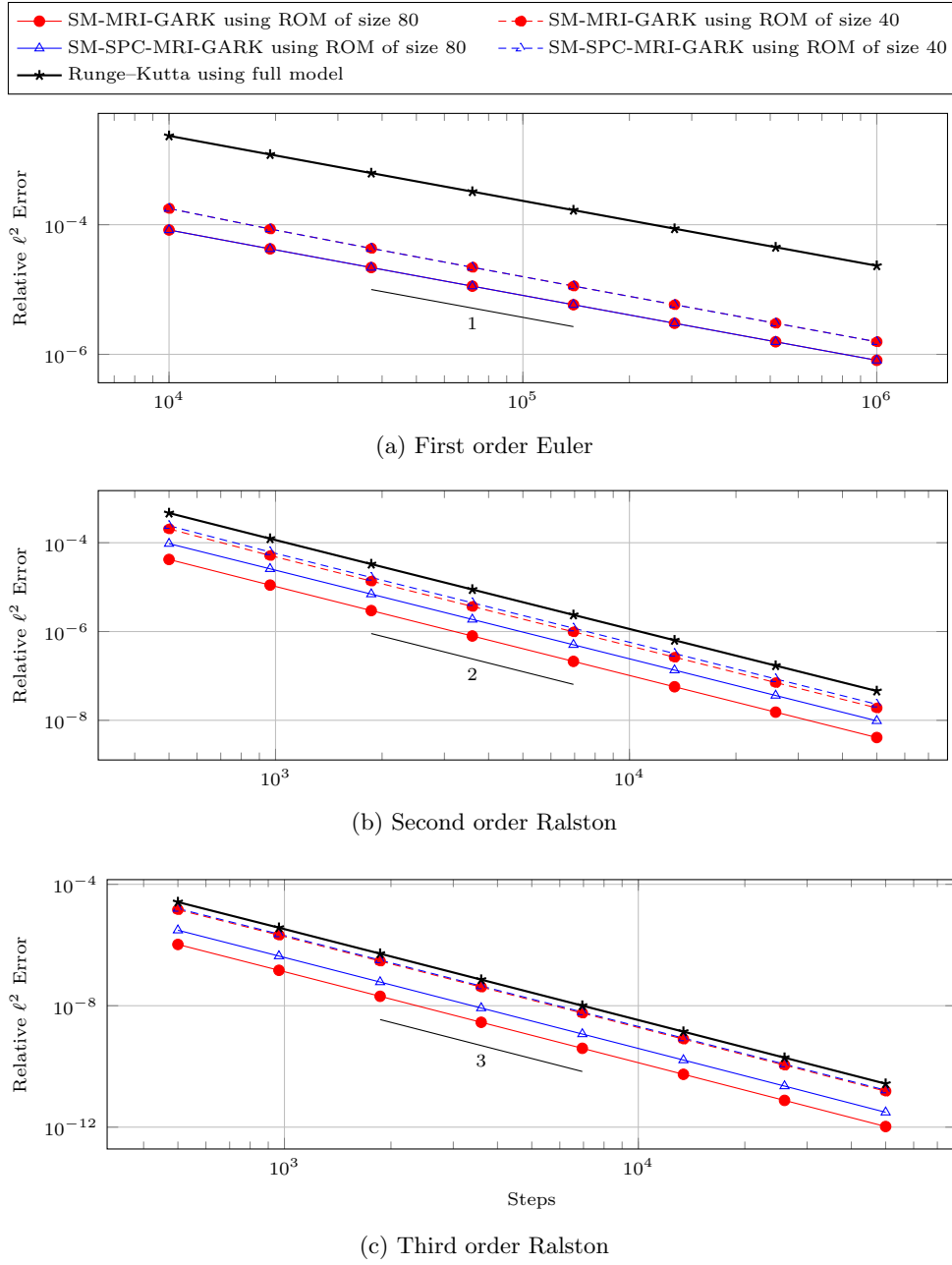


Fig. 2: Convergence plots for the Quasi-Geostrophic equations (6.1).

6.2. Lorenz '96 with a machine learning surrogate model. The Lorenz '96 problem [31] is given by

$$(6.2) \quad X'_k = -X_{k-2}X_{k-1} + X_{k-1}X_{k+1} - X_k + F, \quad k = 1, 2, \dots, 40,$$

with periodic boundary conditions, and a forcing term $F = 8$. Due to its chaotic dynamics, this problem is prominently used in data assimilation and atmospheric research. Readers interested in current literature on machine learning surrogate models based on Lorenz '96 may refer to [18, 40].

In the following experiments, a neural network model with fully-connected layers was trained to approximate the right-hand side function in (6.2). Therefore the projections are $\mathbf{V} = \mathbf{W}^* = \mathbf{I}_{d \times d}$ and the trained network acts as f_{sur} . The network consists of input and output layers and a hidden layer of dimension 80. The input and hidden layers use the softplus activation function while the output layer does not have any activations. Again, this experiment is implemented in MATLAB and uses ode45 with tight tolerances to solve ODEs involving the surrogate model.

Similar to [31], the initial condition $X_{20}(0) = 8.008$ and $X_i(0) = 8$ for $i \neq 20$ is propagated for 2 units of time to expel transient effects and the developed solution is used as the true initial condition. The training data is taken from 5000 equally-spaced solutions of the full model within the interval $t \in [2, 10]$ and, the convergence tests are performed over timespan $t \in [4, 8]$.

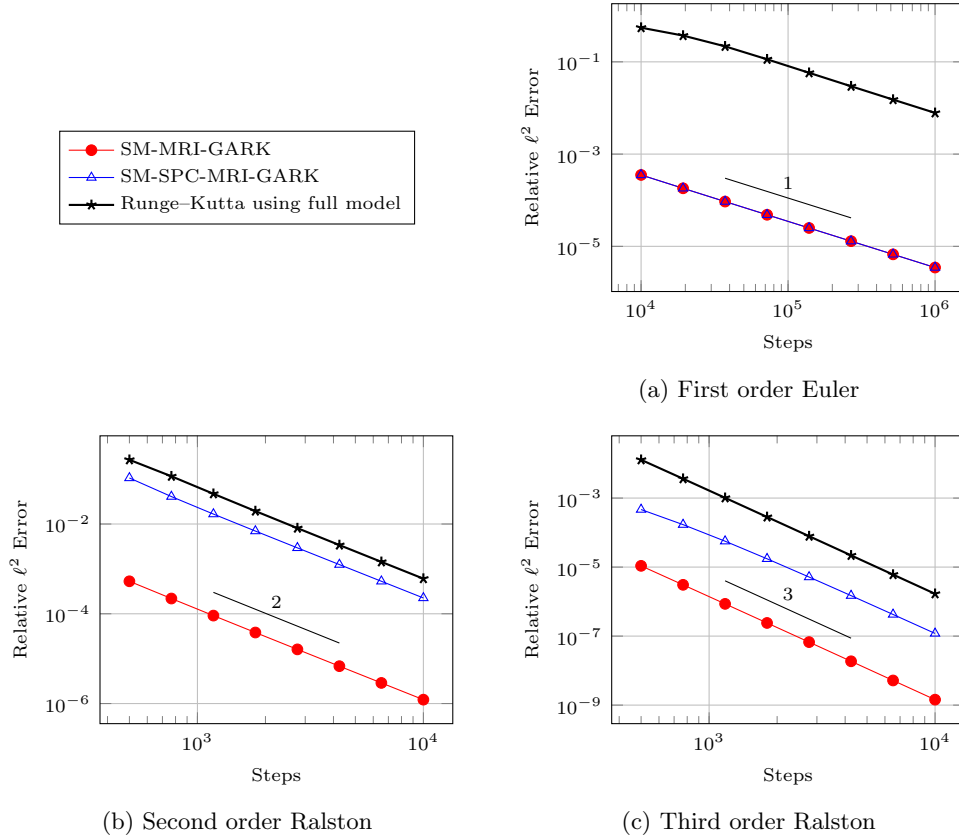


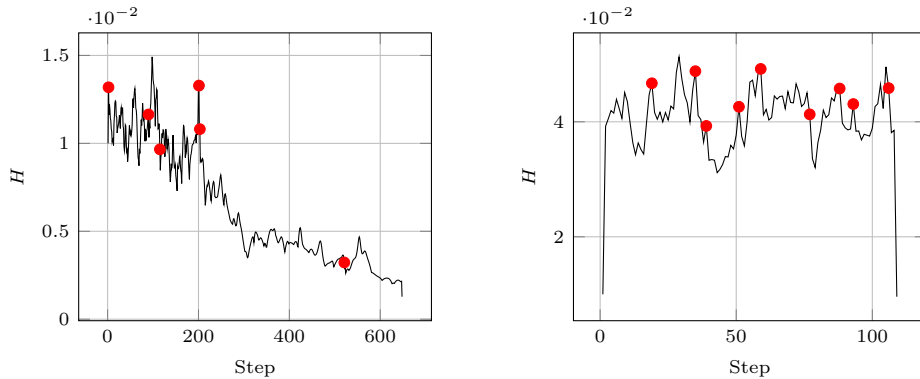
Fig. 3: Convergence plots for the Lorenz '96 problem (6.2).

The convergence results are shown in Figure 3. We note that merely integrating the surrogate model did not produce a stable solution in any of the experiments.

On the other hand, when used together with the full model in SM-MRI-GARK and SM-SPC-MRI-GARK methods, the accuracy of the solution increases significantly compared to the full model solution.

6.2.1. Step size adaptivity. Outside of [Remark 3.4](#), we have only considered fixed values of H across an entire timespan of interest. Some adaptivity has been introduced by using adaptive methods like `ode45` to solve modified fast ODEs. For this section, we present H adaptivity results for SM-MRI-GARK and SM-SPC-MRI-GARK methods applied to the Lorenz '96 problem. We use the error controller from [\[26, Section II.4\]](#) to select H such that the local truncation error is within specified absolute and relative tolerances (`AbsTol` and `RelTol`, respectively).

For the first experiment, we test the second order SM-SPC-MRI-GARK and third order SM-MRI-GARK from [Appendix A](#) on the Lorenz '96 problem with its machine-learning-based surrogate. [Figure 4](#) plots the adaptively chosen H for each step. We can see the value of H varies slightly throughout the timespan and there are reasonably few rejected steps.



(a) Second order Ralston SM-SPC-MRI-GARK

(b) Third order Ralston SM-MRI-GARK

Fig. 4: Adaptivity selected stepsize H for each step taken to solve the Lorenz '96 problem [\(6.2\)](#) with `AbsTol` = `RelTol` = 10^{-4} . Rejected steps shown with red markers.

For the second experiment we test all methods in [Appendix A](#) using `AbsTol` = `RelTol` = $10^{-3}, 10^{-4}, \dots, 10^{-10}$. The (global) error at the end of the timespan is recorded for each tolerance and plotted in [Figure 5](#). For reference, we also include traditional, adaptive Runge–Kutta methods using only the full model. As expected, cutting the local error tolerance by a factor of ten causes the global error to decrease by a factor of approximately ten.

6.3. Brusselator PDE. The test problem BRUS from [\[26, Section II.10\]](#) is based on the Brusselator reaction-diffusion PDE

$$(6.3) \quad \begin{aligned} \frac{\partial u}{\partial t} &= \alpha \nabla^2 u + 1 + u^2 v - 4.4u, \\ \frac{\partial v}{\partial t} &= \alpha \nabla^2 v + 3.4u - u^2 v, \end{aligned}$$

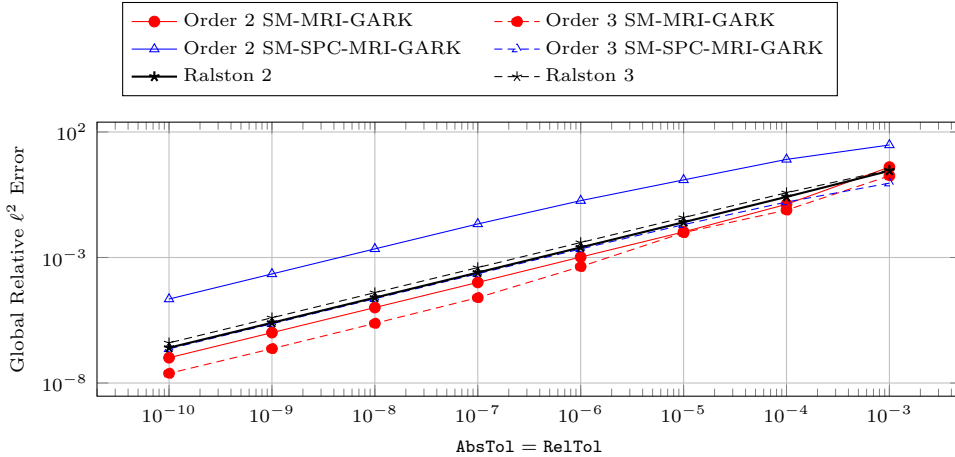


Fig. 5: Global error versus stepsize controller tolerances for the Lorenz '96 problem (6.2).

where $\alpha = 0.002$. The spatial domain is the unit square $0 \leq x, y \leq 1$ with zero, Neumann boundary conditions for both u and v . Using the method of lines, this is discretized with second order central finite difference on a uniform $P \times P$ grid. Starting at the initial conditions

$$u(t = 0, x, y) = 0.5 + y, \quad v(t = 0, x, y) = 1 + 5x,$$

we seek the solution at $t = 7.5$.

In our experiments, $P = 257$, and thus, $N = 2P^2 = 132098$. For the surrogate model, we take the approach described in subsection 5.2 where we use the same finite difference discretization of (6.3) but on a coarser mesh. In particular, coarse meshes of size $P = 129$ and $P = 65$ are used, which nest inside the fine mesh. The modified fast ODEs (3.4b) and (3.6b) are solved with *one* step of a Runge–Kutta method one or two orders higher than the base method. We found that this uses the fewest evaluations of f_{sur} while keeping the ODE solution errors negligible.

Comparing the performance of the integrators is our primary goal with the Brusselator problem, and we implemented the tests in C. For each integrator and surrogate model size, the runtime and error was recorded for a range of eight stepsizes. The results are plotted in Figure 6. At orders one and two, SM-MRI-GARK and SM-SPC-MRI-GARK show clear speedups over Runge–Kutta solutions using only the full model. In addition, the performance increases as the surrogate model mesh becomes finer. Unfortunately, the results are reversed at order three.

Profiling of the code helped to identify why SM-MRI-GARK and SM-SPC-MRI-GARK performed poorly. Table 2 provides a breakdown of the relative costs of four, primary operations. When a 127×127 surrogate model is used, about one third of the runtime is devoted to solving modified fast ODEs, and an evaluation of f_{sur} is about 25% as expensive as f . The linear operators \mathbf{V} and \mathbf{W}^* have efficient, matrix-free implementations, but are still 75% as expensive as evaluating f . These factors caused one step of SM-MRI-GARK and SM-SPC-MRI-GARK to take approximately twice as long as a traditional Runge–Kutta step. At order three, the reduction in error is

Method	SM-MRI-GARK						SM-SPC-MRI-GARK					
	129 × 129			65 × 65			129 × 129			65 × 65		
Surrogate model	1	2	3	1	2	3	1	2	3	1	2	3
Order	1	2	3	1	2	3	1	2	3	1	2	3
f evals	27	26	22	44	42	39	27	32	32	44	52	52
Modified fast ODEs	30	31	38	12	12	16	30	29	33	12	10	12
\mathbf{V} and \mathbf{W}^* evals	25	23	20	27	25	23	24	16	11	27	16	11
Other	18	20	20	18	20	22	18	23	25	18	22	25

Table 2: Percentage of total runtime devoted to four suboperations for SM-MRI-GARK and SM-SPC-MRI-GARK methods applied to BRUS (6.3). “Other” includes, for example, the time spent allocating memory and computing linear combinations of stages. Note that each column sums to 100%.

not enough to overcome the overheads.

6.4. Advection PDE. Finally, we consider the following 2D advection problem with zero, Dirichlet boundary conditions:

$$\begin{aligned} \frac{\partial u}{\partial t} + a \cdot \nabla u &= 0, & \text{on } \Omega = [0, 1] \times [0, 1], \\ u(t, x, y) &= 0, & \text{on } \partial\Omega. \end{aligned}$$

The velocity field corresponds to the Molenkamp-Crowley problem:

$$a(x, y) = \left[2\pi \left(y - \frac{1}{2} \right), -2\pi \left(x - \frac{1}{2} \right) \right].$$

We start with the initial condition

$$u(t = 0, x, y) = \exp(-100((x - 0.35)^2 + (y - 0.35)^2))$$

and stop at $t = 2$. This allows the initial profile to rotate clockwise twice about the center of the domain.

For the method of lines discretization in space, we represent Ω with a $P \times P$ uniform, triangular mesh and apply a nodal discontinuous Galerkin (DG) method. The order in space is chosen to match the order in time. This yields the linear ODE

$$(6.4) \quad y' = \mathbf{M}^{-1} \mathbf{K} y,$$

where \mathbf{M} and \mathbf{K} are mass and advection matrices, respectively. We use the C++ library MFEM [3] for this DG discretization, and in particular, base it on the serial version of example 9 provided in MFEM version 4.1.

Again, we try the multimesh approach by using a mesh size of $P = 100$ for f and a mesh size of $P = 50$ for f_{sur} . We use the same technique discussed in subsection 6.3 for integrating modified fast ODEs involving f_{sur} . The size of the ODE (6.4) for each experiment is listed in Table 3.

In contrast to the Brusselator problem (6.3), the advection problem is linear and hyperbolic. Moreover, profiling reveals an evaluation of the RHS of (6.4) is much more expensive than an interpolation between meshes due, in part, to the linear solve with the mass matrix. Based on the discussion in the previous subsection, we may expect better performance results at order three, and indeed, that is the case.

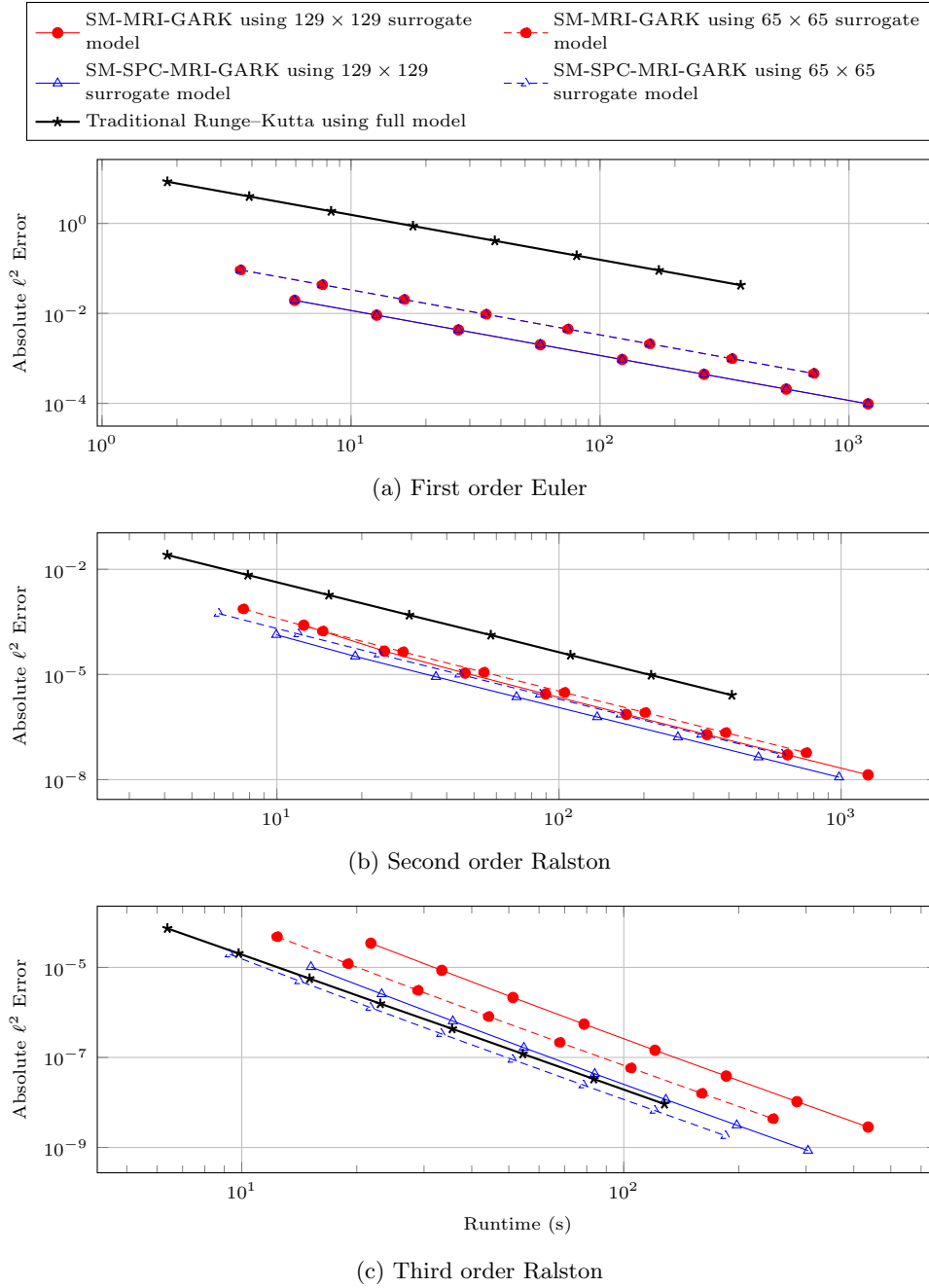


Fig. 6: Work precision diagrams for BRUS (6.3).

Figure 7 shows the error and timing for the integrators over a range of eight step-sizes. All SM-MRI-GARK and SM-SPC-MRI-GARK methods outperform Runge–Kutta methods with speedups ranging from approximately 3 to 725. The error for

Order of time and space discretization	Dimension of full model N	Dimension of surrogate model S
1	6×10^4	1.5×10^4
2	1.2×10^5	3×10^4
3	2×10^5	5×10^4

Table 3: Dimensions of the full and surrogate models used in the advection experiment.

the Runge–Kutta methods using the surrogate model remains nearly constant, which indicates that spatial errors dominate temporal errors.

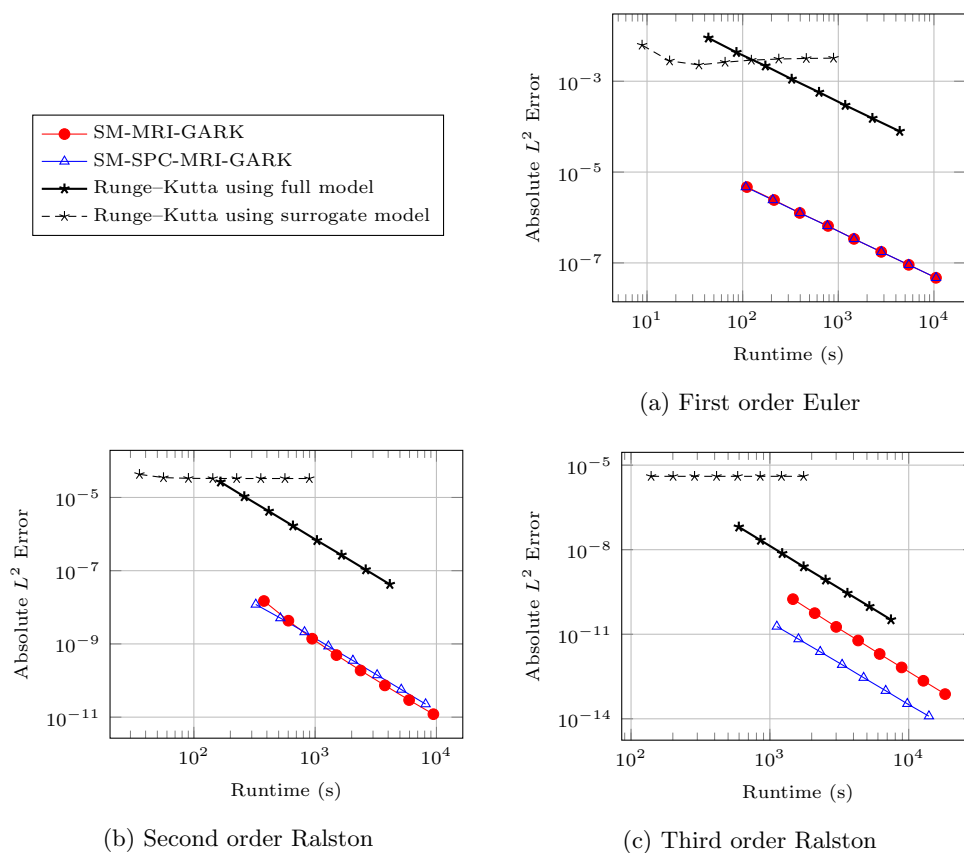


Fig. 7: Work precision diagrams for advection problem (6.4).

7. Conclusions. This work develops a new methodology to accelerate the time integration of large ODEs using surrogate models. Specifically, surrogate information is incorporated into the numerical solution of the original ODEs using multirate methods. We derive and analyze two implementations of this new time-stepping technique: SM-MRI-GARK and SM-SPC-MRI-GARK. Both combine continuous evolution of the

surrogate model with discrete Runge–Kutta steps of the full ODE. There are numerous ways to generate surrogate models that offer flexible trade-offs among accuracy, computational cost, and stability. The new methods are designed such that the overall order of accuracy is independent of the surrogate model. The more accurate the surrogate models are, the smaller the local error constants are, which leads to a smaller global error.

Numerical experiments reveal that, at low orders of accuracy, it is possible to achieve orders of magnitude speedups over traditional Runge–Kutta methods. As the order increases, overheads associated with evaluations of \mathbf{V} , \mathbf{W}^* , and the surrogate model are penalized more when measuring efficiency, and speedups tend to decrease. There is not a clear winner between SM-MRI-GARK and SM-SPC-MRI-GARK; their relative performance appears to depend heavily on the properties of the full and surrogate models.

The methods considered in this paper are based on explicit multirate infinitesimal methods, although the surrogate integration can be done implicitly. Even so, the explicit treatment of the surrogate model error can lead to stepsize restrictions. Instability can occur if a surrogate model does not capture the stiffness of the full model. The authors plan to explore implicit and implicit-explicit methods [9, 58–60] for stiff problems and differential-algebraic equations. We note that stiffness can appear in the full model, surrogate model, and even the surrogate model error, and each scenario brings different considerations.

Appendix A. Explicit MRI-GARK and SPC-MRI-GARK methods of orders two and three.

Table 4 provides coefficients for new MRI-GARK and SPC-MRI-GARK schemes based on Ralston’s optimal second and third order Runge–Kutta methods [39]. Figure 8 plots their scalar slow stability regions [47, Definition 4.1]

$$S_{\infty, \alpha}^{\text{ID}} = \{z^{\{\text{s}\}} \in \mathbb{C} \mid |R(z^{\{\text{f}\}}, z^{\{\text{s}\}})| \leq 1, \forall z^{\{\text{f}\}} \in \mathbb{C}^- : |\arg(z^{\{\text{f}\}}) - \pi| \leq \alpha\},$$

where $R(z^{\{\text{f}\}}, z^{\{\text{s}\}})$ is the scalar linear stability function. All methods in Table 4 satisfy $\lim_{z^{\{\text{f}\}} \rightarrow -\infty} R(z^{\{\text{f}\}}, z^{\{\text{s}\}}) = 0$, so they are suitable for problems where the fast dynamics are stiff, but the slow dynamics are nonstiff. For readers interested in using different base methods, we have provided a Mathematica notebook in the supplementary materials with general, parameterized families of methods.

REFERENCES

- [1] A. ABDULLE, M. J. GROTE, AND G. R. DE SOUZA, *Stabilized explicit multirate methods for stiff differential equations*, arXiv preprint arXiv:2006.00744, (2020).
- [2] A. ABDULLE, E. WEINAN, B. ENGQUIST, AND E. VANDEN-EIJNDEN, *The heterogeneous multiscale method*, Acta Numerica, 21 (2012), p. 1–87, <https://doi.org/10.1017/S0962492912000025>.
- [3] R. ANDERSON, J. ANDREJ, A. BARKER, J. BRAMWELL, J.-S. CAMIER, J. C. V. DOBREV, Y. DUDOUIT, A. FISHER, T. KOLEV, W. PAZNER, M. STOWELL, V. TOMOV, I. AKKERMAN, J. DAHM, D. MEDINA, AND S. ZAMPINI, *MFEM: A modular finite element library*, Computers & Mathematics with Applications, (2020), <https://doi.org/10.1016/j.camwa.2020.06.009>.
- [4] J. ANDRUS, *Numerical solution for ordinary differential equations separated into subsystems*, SIAM Journal on Numerical Analysis, 16 (1979), pp. 605–611.
- [5] A. ARAKAWA, *Computational design for long-term numerical integration of the equations of fluid motion: Two-dimensional incompressible flow. Part I*, Journal of Computational Physics, 1 (1966), pp. 119–143.

Order	Base Method	MRI-GARK $\Gamma(t), \hat{\gamma}(t)$	SPC-MRI-GARK $\gamma(t), \hat{\gamma}(t)$																
2	<table border="1"> <tr> <td>0</td> <td>0</td> <td>0</td> </tr> <tr> <td>$\frac{2}{3}$</td> <td>$\frac{2}{3}$</td> <td>0</td> </tr> <tr> <td></td> <td>$\frac{1}{4}$</td> <td>$\frac{3}{4}$</td> </tr> </table>	0	0	0	$\frac{2}{3}$	$\frac{2}{3}$	0		$\frac{1}{4}$	$\frac{3}{4}$	$\begin{bmatrix} \frac{2}{3} & 0 \\ -\frac{5}{12} & \frac{3}{4} \end{bmatrix}, \begin{bmatrix} \frac{1}{3} \\ 0 \end{bmatrix}$	$\begin{bmatrix} -\frac{1}{2} + \frac{3t}{2} \\ \frac{3}{2} - \frac{3t}{2} \end{bmatrix}, \begin{bmatrix} 1 \\ 0 \end{bmatrix}$							
0	0	0																	
$\frac{2}{3}$	$\frac{2}{3}$	0																	
	$\frac{1}{4}$	$\frac{3}{4}$																	
3	<table border="1"> <tr> <td>0</td> <td>0</td> <td>0</td> <td>0</td> </tr> <tr> <td>$\frac{1}{2}$</td> <td>$\frac{1}{2}$</td> <td>0</td> <td>0</td> </tr> <tr> <td>$\frac{3}{4}$</td> <td>0</td> <td>$\frac{3}{4}$</td> <td>0</td> </tr> <tr> <td></td> <td>$\frac{2}{9}$</td> <td>$\frac{1}{3}$</td> <td>$\frac{4}{9}$</td> </tr> </table>	0	0	0	0	$\frac{1}{2}$	$\frac{1}{2}$	0	0	$\frac{3}{4}$	0	$\frac{3}{4}$	0		$\frac{2}{9}$	$\frac{1}{3}$	$\frac{4}{9}$	$\begin{bmatrix} \frac{1}{2} & 0 & 0 \\ -\frac{11}{4} + \frac{9t}{2} & 3 - \frac{9t}{2} & 0 \\ \frac{47}{36} - \frac{13t}{6} & -\frac{1}{6} - \frac{t}{2} & -\frac{8}{9} + \frac{8t}{3} \end{bmatrix}, \begin{bmatrix} \frac{1}{40} \\ \frac{7}{40} \\ \frac{1}{20} \end{bmatrix}$	$\begin{bmatrix} 1 - \frac{2t}{3} - \frac{4t^2}{3} \\ -2t + 4t^2 \\ \frac{8t}{3} - \frac{8t^2}{3} \end{bmatrix}, \begin{bmatrix} -\frac{7}{8} + \frac{9t}{5} \\ \frac{71}{40} - \frac{17t}{10} \\ \frac{1}{10} - \frac{t}{10} \end{bmatrix}$
0	0	0	0																
$\frac{1}{2}$	$\frac{1}{2}$	0	0																
$\frac{3}{4}$	0	$\frac{3}{4}$	0																
	$\frac{2}{9}$	$\frac{1}{3}$	$\frac{4}{9}$																

Table 4: Second and third order MRI-GARK and SPC-MRI-GARK coefficients.

- [6] A. L. ARAÚJO, A. MURUA, AND J. M. SANZ-SERNA, *Symplectic methods based on decompositions*, SIAM Journal on Numerical Analysis, 34 (1997), pp. 1926–1947, <https://doi.org/10.1137/S0036142995292128>.
- [7] T. P. BAUER AND O. KNOTH, *Extended multirate infinitesimal step methods: Derivation of order conditions*, Journal of Computational and Applied Mathematics, (2019), <https://doi.org/10.1016/j.cam.2019.112541>.
- [8] S. L. BRUNTON AND J. N. KUTZ, *Data-driven science and engineering: Machine learning, dynamical systems, and control*, Cambridge University Press, 2019.
- [9] A. CARDONE, Z. JACKIEWICZ, A. SANDU, AND H. ZHANG, *Extrapolation-based implicit-explicit general linear methods*, Numerical Algorithms, 65 (2014), pp. 377–399, <https://doi.org/10.1007/s11075-013-9759-y>.
- [10] L. CHACÓN, G. CHEN, D. KNOLL, C. NEWMAN, H. PARK, W. TAITANO, J. WILLERT, AND G. WOMELDORFF, *Multiscale high-order/low-order (HOLO) algorithms and applications*, Journal of Computational Physics, 330 (2017), pp. 21 – 45, <https://doi.org/10.1016/j.jcp.2016.10.069>.
- [11] S. CHATURANTABUT AND D. C. SORENSEN, *Nonlinear model reduction via discrete empirical interpolation*, SIAM Journal on Scientific Computing, 32 (2010), pp. 2737–2764.
- [12] E. CONSTANTINESCU AND A. SANDU, *Multirate timestepping methods for hyperbolic conservation laws*, Journal on Scientific Computing, 33 (2007), pp. 239–278, <https://doi.org/10.1007/s10915-007-9151-y>.
- [13] E. CONSTANTINESCU AND A. SANDU, *Extrapolated multirate methods for differential equations with multiple time scales*, Journal of Scientific Computing, 56 (2013), pp. 28–44, <https://doi.org/10.1007/s10915-012-9662-z>.
- [14] J. FERGUSON, *A numerical solution for the barotropic vorticity equation forced by an equatorially trapped wave*, master’s thesis, University of Victoria, 2008.
- [15] A. I. FORRESTER AND A. J. KEANE, *Recent advances in surrogate-based optimization*, Progress in Aerospace Sciences, 45 (2009), pp. 50 – 79, <https://doi.org/10.1016/j.paerosci.2008.11.001>.
- [16] E. L. FOSTER, T. ILIESCU, AND Z. WANG, *A finite element discretization of the streamfunction formulation of the stationary quasi-geostrophic equations of the ocean*, Comput. Methods Appl. Mech. Engrg., 261 (2013), pp. 105–117.
- [17] E. L. FOSTER, T. ILIESCU, AND D. R. WELLS, *A conforming finite element discretization of the streamfunction form of the unsteady quasi-geostrophic equations*, Int. J. Numer. Anal. Mod., 13 (2016).
- [18] D. J. GAGNE, H. M. CHRISTENSEN, A. C. SUBRAMANIAN, AND A. H. MONAHAN, *Machine learning for stochastic parameterization: Generative adversarial networks in the Lorenz ’96 model*, Journal of Advances in Modeling Earth Systems, 12 (2020), <https://doi.org/10.1029/2019MS001896>.
- [19] C. GEAR, *Multirate methods for ordinary differential equations*, tech. report, Illinois Univ., Urbana (USA). Dept. of Computer Science, 1974.

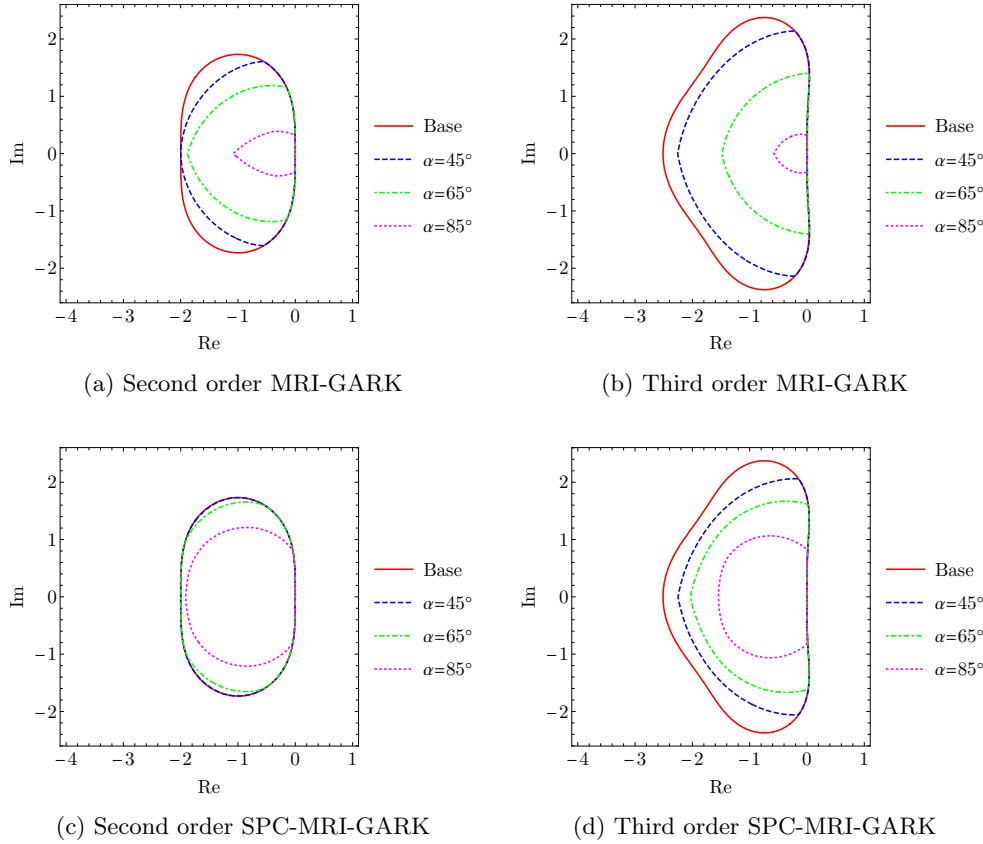


Fig. 8: Stability regions for new methods in Table 4 including the base Runge–Kutta stability region and $\mathcal{S}_{\infty, \alpha}^{\text{LD}}$ for $\alpha = 45^\circ, 65^\circ, 85^\circ$.

- [20] C. GEAR AND D. WELLS, *Multirate linear multistep methods*, BIT, 24 (1984), pp. 484–502.
- [21] E. GRIMME, *Krylov projection methods for model reduction*, theses, University of Illinois at Urbana Champaign, May 1997, <https://tel.archives-ouvertes.fr/tel-01711328>.
- [22] M. GUENTHER AND A. SANDU, *Multirate linearly implicit GARK schemes*, Tech. Report CSL-TR-21-2, Computational Science Laboratory, 2021, <https://arxiv.org/abs/2102.10203>.
- [23] M. GÜNTHER AND A. SANDU, *Multirate generalized additive Runge–Kutta methods*, Numerische Mathematik, 133 (2016), pp. 497–524, <https://doi.org/10.1007/s00211-015-0756-z>.
- [24] C. HACHTEL, A. BARTEL, M. GÜNTHER, AND A. SANDU, *Multirate implicit Euler schemes for a class of differential–algebraic equations of index-1*, Journal of Computational and Applied Mathematics, 387 (2021), p. 112499, <https://doi.org/https://doi.org/10.1016/j.cam.2019.112499>. Numerical Solution of Differential and Differential-Algebraic Equations. Selected Papers from NUMDIFF-15.
- [25] C. HACHTEL, J. KERLER-BACK, A. BARTEL, M. GÜNTHER, AND T. STYKEL, *Multirate DAE/ODE-simulation and model order reduction for coupled field-circuit systems*, in Scientific Computing in Electrical Engineering, U. Langer, W. Amrhein, and W. Zulehner, eds., Cham, 2018, Springer International Publishing, pp. 91–100.
- [26] E. HAIRER, S. P. NØRSETT, AND G. WANNER, *Solving Ordinary Differential Equations I: Nonstiff Problems*, vol. 8 of Springer Series in Computational Mathematics, Springer-Verlag, Berlin, Heidelberg, 2nd ed., 1993, <https://doi.org/10.1007/978-3-540-78862-1>.
- [27] V. KESHAVARZZADEH, R. M. KIRBY, AND A. NARAYAN, *Convergence acceleration for time-dependent parametric multifidelity models*, SIAM Journal on Numerical Analysis, 57

- (2019), pp. 1344–1368, <https://doi.org/10.1137/18M1170339>.
- [28] I. G. KEVREKIDIS, C. W. GEAR, AND G. HUMMER, *Equation-free: The computer-aided analysis of complex multiscale systems*, *AICHe Journal*, 50 (2004), pp. 1346–1355, <https://doi.org/10.1002/aic.10106>.
- [29] O. KNOTH AND R. WOLKE, *Implicit-explicit Runge-Kutta methods for computing atmospheric reactive flows*, *Applied Numerical Mathematics*, 28 (1998).
- [30] Y. LIU, J. N. KUTZ, AND S. L. BRUNTON, *Hierarchical deep learning of multiscale differential equation time-steppers*, arXiv preprint arXiv:2008.09768, (2020).
- [31] E. N. LORENZ, *Predictability: A problem partly solved*, in *Proc. Seminar on predictability*, vol. 1, 1996.
- [32] C. MOU, H. LIU, D. R. WELLS, AND T. ILIESCU, *Data-driven correction reduced order models for the quasi-geostrophic equations: a numerical investigation*, *International Journal of Computational Fluid Dynamics*, 34 (2020), pp. 147–159, <https://doi.org/10.1080/10618562.2020.1723556>.
- [33] M. NARAYANAMURTHI, P. TRANQUILLI, A. SANDU, AND M. TOKMAN, *EPIRK-W and EPIRK-K time integration methods*, *Journal of Scientific Computing*, 78 (2019), pp. 167–201, <https://doi.org/10.1007/s10915-018-0761-3>.
- [34] Y. S. ONG, P. B. NAIR, AND A. J. KEANE, *Evolutionary optimization of computationally expensive problems via surrogate modeling*, *AIAA Journal*, 41 (2003), pp. 687–696, <https://doi.org/10.2514/2.1999>.
- [35] J. S. PETERSON, *The reduced basis method for incompressible viscous flow calculations*, *SIAM Journal on Scientific and Statistical Computing*, 10 (1989), pp. 777–786.
- [36] A. A. POPOV, C. MOU, A. SANDU, AND T. ILIESCU, *A multifidelity ensemble Kalman filter with reduced order control variates*, *SIAM Journal on Scientific Computing*, 43 (2021), pp. A1134–A1162, <https://doi.org/10.1137/20M1349965>.
- [37] N. V. QUEIPO, R. T. HAFTKA, W. SHYY, T. GOEL, R. VAIDYANATHAN, AND P. KEVIN TUCKER, *Surrogate-based analysis and optimization*, *Progress in Aerospace Sciences*, 41 (2005), pp. 1–28, <https://doi.org/10.1016/j.paerosci.2005.02.001>.
- [38] M. RAISSI, P. PERDIKARIS, AND G. E. KARNIADAKIS, *Physics-informed neural networks: A deep learning framework for solving forward and inverse problems involving nonlinear partial differential equations*, *Journal of Computational Physics*, 378 (2019), pp. 686–707, <https://doi.org/10.1016/j.jcp.2018.10.045>.
- [39] A. RALSTON, *Runge-Kutta methods with minimum error bounds*, *Mathematics of computation*, 16 (1962), pp. 431–437.
- [40] S. RASP, *Coupled online learning as a way to tackle instabilities and biases in neural network parameterizations: general algorithms and Lorenz 96 case study (v1.0)*, *Geoscientific Model Development*, 13 (2020), pp. 2185–2196, <https://doi.org/10.5194/gmd-13-2185-2020>.
- [41] J. RICE, *Split Runge-Kutta methods for simultaneous equations*, *Journal of Research of the National Institute of Standards and Technology*, 60 (1960).
- [42] S. ROBERTS, J. LOFFELD, A. SARSHAR, C. WOODWARD, AND A. SANDU, *Implicit multirate GARK methods*, *Journal of Scientific Computing*, 87 (2021), p. 4, <https://doi.org/10.1007/s10915-020-01400-z>.
- [43] S. ROBERTS, A. A. POPOV, AND A. SANDU, *ODE test problems: a MATLAB suite of initial value problems*, Tech. Report CSL-TR-19-1, Computational Science Laboratory, Virginia Tech, 2019, <https://github.com/ComputationalScienceLaboratory/ODE-Test-Problems>, <https://arxiv.org/abs/arXiv:1901.04098>.
- [44] S. ROBERTS, A. SARSHAR, AND A. SANDU, *Coupled multirate infinitesimal GARK methods for stiff differential equations with multiple time scales*, *SIAM Journal on Scientific Computing*, 42 (2020), pp. A1609–A1638, <https://doi.org/10.1137/19M1266952>, <https://arxiv.org/abs/1808.02759>.
- [45] S. H. RUDY, S. L. BRUNTON, J. L. PROCTOR, AND J. N. KUTZ, *Data-driven discovery of partial differential equations*, *Science Advances*, 3 (2017), p. e1602614, <https://doi.org/10.1126/sciadv.1602614>.
- [46] O. SAN AND T. ILIESCU, *A stabilized proper orthogonal decomposition reduced-order model for large scale quasigeostrophic ocean circulation*, *Advances in Computational Mathematics*, 41 (2015), pp. 1289–1319.
- [47] A. SANDU, *A class of multirate infinitesimal GARK methods*, *SIAM Journal on Numerical Analysis*, 57 (2019), pp. 2300–2327, <https://doi.org/10.1137/18M1205492>, <https://doi.org/10.1137/18M1205492>.
- [48] A. SANDU AND E. CONSTANTINESCU, *Multirate Adams methods for hyperbolic equations*, *Journal of Scientific Computing*, 38 (2009), pp. 229–249, <https://doi.org/doi:10.1007/s10915-008-9235-3>.

- [49] A. SARSHAR, S. ROBERTS, AND A. SANDU, *Design of high-order decoupled multirate GARK schemes*, SIAM Journal on Scientific Computing, 41 (2019), pp. A816–A847, <https://doi.org/10.1137/18M1182875>.
- [50] M. SCHLEGEL, O. KNOTH, M. ARNOLD, AND R. WOLKE, *Multirate Runge-Kutta schemes for advection equations*, Journal of Computational and Applied Mathematics, 226 (2009), pp. 345–357.
- [51] P. J. SCHMID, *Dynamic mode decomposition of numerical and experimental data*, Journal of fluid mechanics, 656 (2010), pp. 5–28.
- [52] J. M. SEXTON AND D. R. REYNOLDS, *Relaxed multirate infinitesimal step methods for initial-value problems*, arXiv preprint arXiv:1808.03718, (2018).
- [53] L. SIROVICH, *Turbulence and the dynamics of coherent structures part I: Coherent structures*, Quarterly of applied mathematics, 45 (1987), pp. 561–571.
- [54] G. TISSOT, L. CORDIER, N. BENARD, AND B. R. NOACK, *Model reduction using dynamic mode decomposition*, Comptes Rendus Mécanique, 342 (2014), pp. 410–416.
- [55] M. TOKMAN, *A new class of exponential propagation iterative methods of Runge–Kutta type (EPIRK)*, Journal of Computational Physics, 230 (2011), pp. 8762–8778.
- [56] E. VANDEN-EIJNDEN, *On HMM-like integrators and projective integration methods for systems with multiple time scales*, Communications in Mathematical Sciences, 5 (2007), pp. 495–505.
- [57] J. WENSCH, O. KNOTH, AND A. GALANT, *Multirate infinitesimal step methods for atmospheric flow simulation*, BIT Numerical Mathematics, 49 (2009), pp. 449–473.
- [58] H. ZHANG, A. SANDU, AND S. BLAISE, *Partitioned and implicit-explicit general linear methods for ordinary differential equations*, Journal of Scientific Computing, 61 (2014), pp. 119–144, <https://doi.org/10.1007/s10915-014-9819-z>.
- [59] H. ZHANG, A. SANDU, AND S. BLAISE, *High order implicit–explicit general linear methods with optimized stability regions*, SIAM Journal on Scientific Computing, 38 (2016), pp. A1430–A1453, <https://doi.org/10.1137/15M1018897>.
- [60] E. ZHAROVSKY, A. SANDU, AND H. ZHANG, *A class of IMEX two-step Runge–Kutta methods*, SIAM Journal on Numerical Analysis, 53 (2015), pp. 321–341, <https://doi.org/10.1137/130937883>.
- [61] H. B. ZUBAIR, *Efficient Multigrid Methods based on Improved Coarse Grid Correction Techniques.*, PhD thesis, Delft University of Technology, Netherlands, 2009.