

# Non-Parametric Behavior Learning for Multi-Agent Decision Making With Chance Constraints: A Data-Driven Predictive Control Framework

Jun Ma, Zilong Cheng, Xiaoxue Zhang, Abdullah Al Mamun,  
Clarence W. de Silva, *Fellow, IEEE*, and Tong Heng Lee

**Abstract**—In many specific scenarios, accurate and effective system identification is a commonly encountered challenge in the model predictive control (MPC) formulation. As a consequence, the overall system performance could be significantly degraded in outcome when the traditional MPC algorithm is adopted under those circumstances when such accuracy is lacking. To cater to this rather major shortcoming, this paper investigates a non-parametric behavior learning method for multi-agent decision making, which underpins an alternate data-driven predictive control framework. Utilizing an innovative methodology with closed-loop input/output measurements of the unknown system, the behavior of the system is learned based on the collected dataset, and thus the constructed non-parametric predictive model can be used for the determination of optimal control actions. This non-parametric predictive control framework attains the noteworthy key advantage of alleviating the heavy computational burden commonly encountered in the optimization procedures otherwise involved. Such requisite optimization procedures are typical in existing methodologies requiring open-loop input/output measurement data collection and parametric system identification. Then with a conservative approximation of probabilistic chance constraints for the MPC problem, a resulting deterministic optimization problem is formulated and solved effectively. This intuitive data-driven approach is also shown to preserve good robustness properties (even in the inevitable existence of parametric uncertainties that naturally arise in the typical system identification process). Finally, a multi-drone system is used to demonstrate the practical appeal and highly effective outcome of this promising development.

**Index Terms**—Behavior learning, data-driven control, prediction, multi-agent system, motion planning, decision making, probabilistic chance constraint.

## I. INTRODUCTION

Highly efficient and effective decision making (as a key element of autonomous systems such as mobile robots, unmanned vehicles, and drones) has certainly been the subject

of significant and substantial efforts in the research literature, attracting increasing attention from researchers and engineers [1]–[3]. Some core decision-making frameworks include route planning (which plans the best route between the origin and the destination of a trip), and motion planning (which dynamically and adaptively adjusts the control inputs to plan feasible trajectories and avoid collisions) [4]–[6]. In the literature, different decision-making approaches have indeed been presented and explored. Likely the most common approach would be those that are rule-based, with a purpose to provide the system with a feasible and collision-free path along with traffic rules and boundaries. Additionally, there are also search-based (such as A\*, Hybrid A\*, D\* Lite) and sampling-based (such as RRT, RRT\*, PRM, PRM\*) approaches that have also received considerable research attention [7]–[9]. Nevertheless, a significant shortcoming of these approaches is that they are typically not suitable for complex environments and dynamics, and they are computationally expensive. As a consequence, alternate competing optimization-based methods have also been actively developed (for example, the well-known curve optimization approach of [10]). With these optimization-based methods, multiple feasible curves are generated, such as Bezier curves, polynomial curves, etc., and then the optimal curve among them is selected. Furthermore, due to the fact that autonomous systems are generally subjected to physical constraints and nonlinear characteristics, the model predictive control (MPC) methodology has been widely used to tackle such resulting constrained sequential decision problems [11]–[13]. It is noteworthy that this is likely so, as the MPC approach addresses the trajectory generation problem in a highly effective manner; and system requirements can be explicitly expressed as equality and inequality constraints as part of a control synthesis problem.

In the MPC problem, an optimization problem is solved at each time-step to obtain a sequence of control inputs over a prediction horizon, and this highly relies on the future states predicted by the system dynamic model [14]. In view of its appropriate applicability, various research works present the use of predictive-control-based methods to generate a feasible solution in trajectory generation problems [15]. Generally, most of these works focus on the tasks with the system model obtained from appropriate system identification processes [16], [17]. However, in certain scenarios where the system identification procedure is rather costly or the parameters cannot be identified accurately (such as in typical applications on

J. Ma, A. Al. Mamun, and T. H. Lee are with the Department of Electrical and Computer Engineering, National University of Singapore, Singapore 117583 (e-mail: elemj@nus.edu.sg; eleaam@nus.edu.sg; eleleeth@nus.edu.sg).

Z. Cheng and X. Zhang are with the NUS Graduate School for Integrative Sciences and Engineering, National University of Singapore, 119077 (e-mail: zilongcheng@u.nus.edu; xiaoxuezhang@u.nus.edu).

Clarence W. de Silva is with the Department of Mechanical Engineering, University of British Columbia, Vancouver, BC, Canada V6T 1Z4 (e-mail: desilva@mech.ubc.ca).

This work has been submitted to the IEEE for possible publication. Copyright may be transferred without notice, after which this version may no longer be accessible.

robotics [18] and multi-axis coupling systems [19] where there are various practical uncertainties and imperfections), the challenges involved could result in the overall system performance being significantly weakened in outcome. Oftentimes, such inevitable existence of parametric inaccuracies (from practical uncertainties and imperfections) in the system identification process forms a rather significant impediment to being able to attain highly stringent control precision. Also too, in the interest of robustness, it is noteworthy that several variants of the MPC methodology have been developed to address the decision-making problem in the presence of parametric uncertainties and sensor noises; and thus for instance, appropriate robust model predictive control schemes are extensively studied and exploited in [20]. In most of these robust control approaches, the most prevalent design goal is to find a control policy such that the state of the uncertain dynamic system complies with the predefined constraint set. In other words, the worst-case scenarios are considered therein to determine the control policy [21]; though along this line, such over-conservatism in the robust optimization procedure can unfortunately become a barrier to further enhance the system performance. In contrast to the robust optimization procedure considering the worst-case scenarios, one possible alternative is to instead consider the system state constraints in specific scenarios with stochastic dynamics, wherein probabilistic chance constraints could be appropriately formulated (such as in [22]). In this case then, the state constraints need to be ensured only within a specified confidence level. However, the very involved and detailed probabilistic characteristics required for the comprehensive formulation of probabilistic chance constraints render it difficult to derive a computationally tractable solution.

In addition to the model-based approaches, there have also been several rather promising preliminary studies on data-driven approaches [23]–[25]. Essentially, these data-driven approaches avoid the necessity for very precise system identification; and thus they can rather effectively accommodate the existence of parametric uncertainties [26], [27]. Suitably representative non-parametric predictive control approaches are reported in [28]–[31]. It is also remarkable that the most recent advances involve the development of a so-called data-enabled predictive control algorithm [32], where input/output measurement data are collected by drawing the input sequence from an arbitrary input sequence as long as it is persistently exciting. However, a direct (and adverse) consequence that possibly incurs is the extremely large output signals that are caused in instances where the open-loop is an unstable system; and this indeed further aggravates the computational burden and challenges to derive a reliable solution. These challenges notwithstanding, it is noteworthy that (along similar lines) a data-driven model-free adaptive predictive control method has also been shown in [33], where it can be employed in a class of discrete-time single-input and single-output nonlinear systems. Furthermore, another piece of interesting work in [34] introduces a robust data-driven model predictive control for linear time-invariant (LTI) systems, and the approach suitably assures the exponential stability of the closed-loop system with respect to the noise level. Meanwhile, tremendous efforts have

likewise been dedicated to reinforcement learning, which is considered as a paradigm that trains an agent to take optimal actions (as measured by the total cumulative reward achieved) in an environment through interactions [35]. This reinforcement learning paradigm presents the substantial potential to solve some suitably difficult and hard problems, often in an unprecedented way (some of which has been demonstrated in scenarios involving appropriate intelligent transportation systems). However, reinforcement learning is known to be prone to suffer from fatal failure (because trial-and-error is required), and also a large number of data samples are required for training processes.

This paper investigates a non-parametric behavior learning method for multi-agent decision making, which underpins an alternate data-driven predictive control framework. By incorporating probabilistic chance constraints of the system output into the decision-making problem formulation, a constrained optimization problem is constructed. Then, with an adroitly invoked relaxation technique, the probabilistic chance constrained optimization problem is further transformed into a deterministic constrained optimization problem. With an appropriate dataset, a non-parametric behavior learning routine is thus presented for decision making of multi-agent systems under a data-driven architecture. Compared with the model-based counterpart, it circumvents the necessity of precise system modeling. Thus it can effectively accommodate the inevitable presence of parametric uncertainties (arising from, say, various practical uncertainties and imperfections) such that iterative improvements in system performance are possible. With an innovative modified methodology with suitable closed-loop input/output measurements that comply with the appropriate persistency of excitation condition, this non-parametric approach attains the key advantage of alleviating the rather heavy computational burden encountered in the optimization procedures. On the contrary, alternative methodologies requiring open-loop input/output measurement data collection and parametric system identification are typically more costly, because extremely large signals in the target system could be encountered arising from situations involving the injection of an input signal to, say, an open-loop unstable system.

The remainder of this paper is organized as follows. Section II formulates the decision-making problem for a multi-agent system with probabilistic chance constraints, and subsequently, a deterministic constrained optimization problem is given. Section III proposes the non-parametric behavior learning method for multi-agent decision making, via a data-driven control framework. In Section V, a multi-agent system comprising a group of drones serves as an illustrative example to demonstrate the effectiveness of the proposed method. Finally, pertinent conclusions of this work are drawn in Section VI.

**Notations:** The following notations are used in this work.  $\mathbb{R}^{m \times n}$  ( $\mathbb{R}^n$ ) denotes the real matrix with  $m$  rows and  $n$  columns (real column vector with the dimension  $n$ ).  $\mathbb{S}_+^n$  denotes the real positive semi-definite symmetric matrix with the dimension  $n$ . The norm operator based on the inner product operator is defined by  $\|x\| = \sqrt{x^T x}$  for all  $x \in \mathbb{R}^n$ . The operators  $\|\cdot\|_1$ ,  $\|\cdot\|_2$ , and  $\|\cdot\|_\infty$  denote the  $\ell_1$ -norm,  $\ell_2$ -norm,

and  $\ell_\infty$ -norm, respectively.  $\Pr(\cdot)$  denotes the probability of an expression.  $\text{Re}(\cdot)$  returns the real part of a number.  $\text{eig}(\cdot)$  denotes the eigenvalues of a matrix.  $\text{diag}\{a_1 \dots a_n\}$  represents a diagonal matrix with numbers  $a_i$ ,  $\forall i = 1 \dots n$  as diagonal entries. The operator  $\otimes$  represents the Kronecker product.  $I_n$  represents the identity matrix with dimensions  $n \times n$ .

## II. PROBLEM STATEMENT

In this section, a multi-agent decision-making problem is formulated under the MPC with probabilistic chance constraints, and with a relaxation technique, this problem is further transformed into a deterministic constrained optimization problem.

### A. Model Predictive Control with Probabilistic Chance Constraints

For a multi-agent decision-making problem, if precise system models of all the agents are available, it is highly attractive to use the MPC controller to realize the control objective. In the classical MPC controller, for all  $\tau = t, t+1, \dots, t+T-1$ , the LTI system dynamics can be expressed as

$$\begin{aligned} x(\tau+1) &= Ax(\tau) + Bu(\tau) \\ y(\tau) &= Cx(\tau) + Du(\tau), \end{aligned} \quad (1)$$

where  $A \in \mathbb{R}^{n \times n}$ ,  $B \in \mathbb{R}^{n \times m}$ ,  $C \in \mathbb{R}^{q \times n}$ ,  $D \in \mathbb{R}^{q \times m}$  are the state matrix, input matrix, output matrix, and feedthrough matrix, respectively;  $x(\tau) \in \mathbb{R}^n$ ,  $u(\tau) \in \mathbb{R}^m$ ,  $y(\tau) \in \mathbb{R}^q$  are the state vector, input vector, and output vector, respectively;  $t$  is the initial time;  $T$  is the prediction horizon.

If the weighting parameters in terms of the state variables and control input variables are chosen to be time-invariant, and a path tracking problem is considered in the objective function, the MPC optimization problem in terms of each agent with a given quadratic objective function can be formulated as

$$\begin{aligned} \min \quad & \sum_{\tau=t}^{t+T} \left( (x(\tau) - r(\tau))^T \hat{Q}(x(\tau) - r(\tau)) + u(\tau)^T \hat{R}u(\tau) \right) \\ \text{subject to} \quad & x(\tau+1) = Ax(\tau) + Bu(\tau) \\ & \tau = t, t+1, \dots, t+T-1, \end{aligned} \quad (2)$$

where  $\hat{Q} \in \mathbb{S}_+^n$  and  $\hat{R} \in \mathbb{S}_+^m$  are the weighting matrices for the state variables and control input variables, respectively;  $r(\tau)$  is the reference signal at the time  $\tau$ .

To denote the optimization problem in a compact form, we define the optimization variables  $x$  and  $u$  in terms of the state variables and control input variables, respectively, where

$$\begin{aligned} x &= (x(t+1), x(t+2), \dots, x(t+T)) \in \mathbb{R}^{nT} \\ u &= (u(t), u(t+1), \dots, u(t+T-1)) \in \mathbb{R}^{mT}. \end{aligned} \quad (3)$$

Next, define the reference vector  $r$  and the weighting matrices  $Q, R$  with respect to the whole prediction horizon as

$$\begin{aligned} r &= (r(t+1), r(t+2), \dots, r(t+T)) \in \mathbb{R}^{nT} \\ Q &= \text{diag} \left( \underbrace{\hat{Q}, \hat{Q}, \dots, \hat{Q}}_T \right) \in \mathbb{R}^{nT \times nT} \\ R &= \text{diag} \left( \underbrace{\hat{R}, \hat{R}, \dots, \hat{R}}_T \right) \in \mathbb{R}^{mT \times mT}. \end{aligned} \quad (4)$$

Then the optimization problem can be equivalently expressed as

$$\begin{aligned} \min \quad & (x - r)^T Q(x - r) + u^T R u \\ \text{subject to} \quad & x = Gx^t + Hu, \end{aligned} \quad (5)$$

where  $x^t$  is the initial state variables of the system,  $G$  and  $H$  are the matrices for system dynamic constraints.

Considering the box constraints on the state variables and control input variables, we generalize the single-agent MPC tracking problem to a multi-agent MPC tracking problem with  $N$  agents, which yields

$$\begin{aligned} \min \quad & \sum_{i=1}^N \left( (x_i - r_i)^T Q_i(x_i - r_i) + u_i^T R_i u_i \right) \\ \text{subject to} \quad & x_i = G_i x_i^t + H_i u_i \\ & x_i \in \mathcal{X}_i \\ & u_i \in \mathcal{U}_i \\ & \forall i = 1, 2, \dots, N. \end{aligned} \quad (6)$$

In (6),  $x_i$  represents the state vector of each agent, and the position is one of the state variables in  $x_i$  as typically formulated in the tracking problem.  $\mathcal{X}_i$  and  $\mathcal{U}_i$  denote the box constraints with respect to the input vector  $u_i$  and state vector  $x_i$ . Note that the agents can be either homogeneous sharing the same dynamics or heterogeneous sharing the different dynamics in (6), as represented by  $G_i$  and  $H_i$ .

Finally, to ensure the requirement of collision avoidance in the multi-agent system, probabilistic chance constraints are introduced. Given the safe distance among the agents  $d_{\text{safe}}$  and the confidence level  $\varphi_{ij}$  for the  $i$ th and  $j$ th agents, we have the following MPC problem:

$$\begin{aligned} \min \quad & \sum_{i=1}^N \left( (x_i - r_i)^T Q_i(x_i - r_i) + u_i^T R_i u_i \right) \\ \text{subject to} \quad & x_i = G_i x_i^t + H_i u_i \\ & \Pr(\|Mx_i - Mx_j\|_2 \leq d_{\text{safe}}) \leq \varphi_{ij} \\ & x_i \in \mathcal{X}_i \\ & u_i \in \mathcal{U}_i \\ & \forall i = 1, 2, \dots, N, \\ & \forall j = 2, 3, \dots, N, j > i, \end{aligned} \quad (7)$$

where  $M$  is a matrix for the purpose of extracting the position state variables from the state vector.

### B. Relaxation of Probabilistic Chance Constraints

Due to the fact that probabilistic chance constraints are hard to handle in an optimization problem, the following lemma is given first to convert a general probabilistic chance constraint to a deterministic linear constraint.

**Lemma 1.** Given a vector  $a$  with appropriate dimensions and a scalar  $b$ , for a multivariate Gaussian variable  $X(t)$  with the mean  $\mu(t)$  and the covariance matrix  $\Sigma(t)$ , the probabilistic chance constraint

$$\Pr(a^T X(t) \leq b) \leq \varphi, \quad (8)$$

is equivalently converted to a deterministic linear constraint as

$$a^T \mu(t) - b \geq \eta, \quad (9)$$

with

$$\eta = \sqrt{2a^T \Sigma(t)a} \operatorname{erf}^{-1}(1 - 2\varphi), \quad (10)$$

where  $\varphi$  is the predefined confidence level, and the function  $\operatorname{erf}$  represents the standard error function defined as

$$\operatorname{erf}(x) = \frac{2}{\sqrt{\pi}} \int_0^x \exp(-t^2) dt. \quad (11)$$

**Proof of Lemma 1.** Given a multivariate Gaussian random variable  $X(t) \sim \mathcal{N}(\mu(t), \Sigma(t))$  at time  $t$ , we define a univariate random variable  $Y(t)$  as the perpendicular distance from the plane  $a^T X(t) = b$  to the random variable  $X(t)$ , which means  $Y(t) \leq 0$  is equivalent to  $a^T X(t) \leq b$ .

Besides, we have  $Y(t) \sim \mathcal{N}(\mu_Y, \sigma_Y)$  with the mean  $\mu_Y = a^T \mu(t) - b$  and the covariance matrix  $\Sigma_Y = \sqrt{a^T \Sigma(t)a}$ . Therefore,  $\Pr(a^T X(t) \leq b) \leq \varphi$  can be converted to  $\Pr(Y(t) \leq 0) \leq \varphi$ . Based on the definition of the probabilistic density function of a Gaussian random variable, it is obvious that  $\Pr(Y(t) \leq 0) \leq \varphi$  is equivalent to  $\mu_Y \geq \eta$ . Then, the proof of Lemma 1 is completed.  $\square$

Along with the development above, the following theorem is presented, where collision avoidance constraints in the multi-agent decision-making problem are suitably relaxed to deterministic linear constraints. This technique facilitates the use of many numerical tools and solvers to deal with probabilistic chance constraints effectively.

**Theorem 1.** Given  $y_i \sim \mathcal{N}(\mu_i, \Sigma_i)$  and  $y_j \sim \mathcal{N}(\mu_j, \Sigma_j)$ , probabilistic chance constraints in terms of collision avoidance

$$\Pr(\|y_i - y_j\|_2 \leq d_{\text{safe}}) \leq \varphi_{ij}, \quad (12)$$

is relaxed to deterministic linear constraints given by

$$k_{ij}^T (\mu_i - \mu_j) - d_{\text{safe}} \geq \eta_{ij}, \quad (13)$$

with

$$k_{ij} = \frac{\mu_i - \mu_j}{\|\mu_i - \mu_j\|_2}, \quad (14)$$

and

$$\eta_{ij} = \sqrt{2k_{ij}^T (\Sigma_i + \Sigma_j) k_{ij}} \operatorname{erf}^{-1}(1 - 2\varphi_{ij}). \quad (15)$$

**Proof of Theorem 1.** To represent the probabilistic chance constraints (12), we define a set

$$\mathcal{C}_{ij} = \{(y_i, y_j) \mid \|y_i - y_j\|_2 \leq d_{\text{safe}}\}. \quad (16)$$

Then, (12) can be rewritten as

$$\Pr((y_i, y_j) \in \mathcal{C}_{ij}) \leq \varphi_{ij}. \quad (17)$$

The collision probability of the agent  $i$  with the agent  $j$  is

$$\begin{aligned} \Pr((y_i, y_j) \in \mathcal{C}_{ij}) &= \iint_{R^3} \delta_{\mathcal{C}_{ij}}(y_i, y_j) p(y_i) p(y_j) dy_i dy_j \\ &= \int_{\|y_i - y_j\|_2 \leq d_{\text{safe}}} p(y_i - y_j) d(y_i - y_j), \end{aligned} \quad (18)$$

where  $\delta_{\mathcal{C}_{ij}}(y_i, y_j)$  is an indicator function on set  $\mathcal{C}_{ij}$  and

$$\delta_{\mathcal{C}_{ij}}(y_i, y_j) = \begin{cases} 1 & \text{if } (y_i, y_j) \in \mathcal{C}_{ij} \\ 0 & \text{otherwise,} \end{cases} \quad (19)$$

$p(y_i)$  and  $p(y_j)$  denote the probability of locating at the position  $y_i$  and  $y_j$ , respectively.

Since  $y_i \sim \mathcal{N}(\mu_i, \Sigma_i)$  and  $y_j \sim \mathcal{N}(\mu_j, \Sigma_j)$ , we have

$$y_i - y_j \sim \mathcal{N}(\mu_i - \mu_j, \Sigma_i + \Sigma_j). \quad (20)$$

The probability of  $(y_i, y_j) \in \mathcal{C}_{ij}$  is equivalent to the probability of set intersection between the ellipsoid of the probabilistic position of  $y_i - y_j$  and the sphere of the potential collision region with a radius of  $d_{\text{safe}}$ . Therefore, this collision region can be relaxed as a half space  $\hat{\mathcal{C}}_{ij}$ , which is perpendicular to the radial from origin to the point  $y_i - y_j$ .

Therefore, it follows that

$$\hat{\mathcal{C}}_{ij} = \{(y_i, y_j) \mid k_{ij}^T (y_i - y_j) \leq d_{\text{safe}}\}, \quad (21)$$

where

$$k_{ij} = \frac{\mu_i - \mu_j}{\|\mu_i - \mu_j\|_2}. \quad (22)$$

Obviously,  $\mathcal{C}_{ij} \subset \hat{\mathcal{C}}_{ij}$ , and thus it yields

$$\Pr((y_i, y_j) \in \mathcal{C}_{ij}) \leq \Pr((y_i, y_j) \in \hat{\mathcal{C}}_{ij}) \leq \varphi_{ij}. \quad (23)$$

Then, it gives

$$\Pr((y_i, y_j) \in \hat{\mathcal{C}}_{ij}) = \Pr(k_{ij}^T (y_i - y_j) \leq d_{\text{safe}}). \quad (24)$$

According to Lemma 1, (24) can be equivalently expressed as deterministic linear constraints

$$k_{ij}^T (\mu_i - \mu_j) - d_{\text{safe}} \geq \eta_{ij}, \quad (25)$$

with

$$\eta_{ij} = \sqrt{2k_{ij}^T (\Sigma_i + \Sigma_j) k_{ij}} \operatorname{erf}^{-1}(1 - 2\varphi_{ij}). \quad (26)$$

This completes the proof of Theorem 1.  $\square$

In the prediction horizon, the covariance matrix  $\Sigma_i$  of variable  $y_i$  is generally increasing with time, and this phenomenon is due to the decrease of accuracy in prediction and measurement. Therefore, a scaling factor could be imposed on the covariance matrix, such that the magnitude of the entries in the covariance matrix is increasing with time. Also, several methods available in the literature can be used to predict the covariance matrix [36].

### III. NON-PARAMETRIC BEHAVIOR LEARNING FOR MULTI-AGENT DECISION MAKING

In this section, the non-parametric behavior learning method for multi-agent decision making is presented under a data-driven predictive control framework. In the beginning, the analysis is in terms of each single agent, and then it is further expanded for multi-agent systems. On the basis of input/output measurement data in a closed-loop control scheme, the data-driven predictive control algorithm for multi-agent decision-making problems is summarized.

Particularly, we aim to solve the aforementioned decision-making problem with the behavioral systems theory [37],

where an LTI system can be expressed as a 3-tuple consisting of the discrete-time axis, signal space, and the behavior. It is pertinent to note that the behavior is a subspace containing the possible trajectories generated from the system. In this work, the primary focus is to learn the behavior of the system using collected input/output measurement data and build a predictive model for the determination of optimal control actions.

#### A. Input/Output Measurement Data Collection

To find a suitable controller in a data-driven manner, the terminology persistently exciting is commonly used, which reveals that the input signal is sufficiently rich to excite the output signal such that the system's information can be characterized using the measurement data [38].

As follows, the pertinent definition of a sequence which is stated as being persistently exciting is given.

**Definition 1.** A sequence  $u = \{u_k\}_1^T$  with  $u_k \in \mathbb{R}^m$  is persistently exciting of order  $L$  if the generalized Hankel matrix

$$\mathcal{H}_L(u) = \begin{bmatrix} u_1 & \cdots & u_{T-L+1} \\ \vdots & \ddots & \vdots \\ u_L & \cdots & u_T \end{bmatrix} \quad (27)$$

has full row rank.

**Remark 1.** In linear algebra, a Hankel matrix is a square matrix, where each ascending skew-diagonal from left to right is constant. In this work, the term generalized Hankel matrix is used because it is not necessary to be a square matrix.

In the remaining text,  $T_p$  denotes the length of the past data,  $T_f$  denotes the length of the future data,  $T_{\text{num}}$  denotes the number of input/output measurements,  $L$  represents the exciting order. Recall that  $n$ ,  $m$ , and  $q$  represent the number of the state variables, input variables, and output variables, respectively.

To generate the input/output measurement data for each agent, we propose the injection of a signal to the input channels of each agent. In this work, we consider the system input signal as the noise generated from the uniform distribution, and the input signal is denoted by  $u_d$ . At the same time, the corresponding system output signal is measured, which is denoted by  $y_d$ .

Then, we partition the collected data into the past data and the future data. Here, we define

$$U = \begin{bmatrix} U_p \\ U_f \end{bmatrix} = \mathcal{H}_{T_p+T_f}(u_d), \quad (28)$$

$$Y = \begin{bmatrix} Y_p \\ Y_f \end{bmatrix} = \mathcal{H}_{T_p+T_f}(y_d), \quad (29)$$

where  $U_p$  and  $Y_p$  comprise the first  $T_p$  block rows of the corresponding generalized Hankel matrix,  $U_f$  and  $Y_f$  comprise the last  $T_f$  block rows of the corresponding generalized Hankel matrix; subscripts  $(\cdot)_p$  and  $(\cdot)_f$  denote the past data and the future data, respectively.

It is pertinent to note that matrices  $U$  and  $Y$  are collected offline, and more specifically, they are organized as follows:

$$U = \begin{bmatrix} u_1^d & \cdots & u_{T_{\text{num}}-T_f-T_p+1}^d \\ \vdots & \ddots & \vdots \\ u_{T_p}^d & \cdots & u_{T_{\text{num}}-T_f}^d \\ u_{T_p+1}^d & \cdots & u_{T_{\text{num}}-T_f+1}^d \\ \vdots & \ddots & \vdots \\ u_{T_p+T_f}^d & \cdots & u_{T_{\text{num}}}^d \end{bmatrix}, \quad (30)$$

$$Y = \begin{bmatrix} y_1^d & \cdots & y_{T_{\text{num}}-T_f-T_p+1}^d \\ \vdots & \ddots & \vdots \\ y_{T_p}^d & \cdots & y_{T_{\text{num}}-T_f}^d \\ y_{T_p+1}^d & \cdots & y_{T_{\text{num}}-T_f+1}^d \\ \vdots & \ddots & \vdots \\ y_{T_p+T_f}^d & \cdots & y_{T_{\text{num}}}^d \end{bmatrix}. \quad (31)$$

Notably, we have  $U \in \mathbb{R}^{m(T_p+T_f) \times (T_{\text{num}}-T_p-T_f+1)}$  and  $Y \in \mathbb{R}^{q(T_p+T_f) \times (T_{\text{num}}-T_p-T_f+1)}$ .

**Remark 2.** To ensure the signal is persistently exciting of order  $L$ , the minimum number of input/output measurement data is  $T_{\min} = (m+1)L-1$ . Furthermore, to guarantee that the column span of the generalized Hankel matrix with respect to the input/output measurement data is the whole behavior space in the behavioral view, we have  $L = T_p + T_f + n$ .

Typically, injecting a random signal to an unstable open-loop system leads to a significantly large output signal, which unpleasantly increases the condition number of the generalized Hankel matrix. Essentially, a large condition number can dramatically slow down the convergence of the optimization process in the following numerical procedures, and cause inexact solutions due to the existence of numerical errors. Thus, in this paper, we propose the use of closed-loop input/output measurement data to overcome this shortcoming, where a prescribed controller is designed to make sure the closed-loop system is stabilizing.

Assume there is a controller  $K$  stabilizing the closed-loop system, the system input during the data measurement process can be denoted by  $u_d = Ky_d + u_r$ , where  $u_r$  is a random system input vector to ensure the full row rank of the corresponding generalized Hankel matrix. To facilitate the development of the data-driven approach, the following theorem is introduced.

**Theorem 2.** Assume the input sequence is persistently exciting and there exists a controller  $K$  stabilizing the closed-loop system (denoted by  $G_c$ ), it follows that

$$\begin{aligned} y_d &= G_c u_r \\ u_d &= K y_d + u_r, \end{aligned} \quad (32)$$

where  $u_r$  is a random system input vector to ensure the full row rank of the corresponding generalized Hankel matrix. Then the generalized Hankel matrix with respect to the measurement data  $(u_d, y_d)$  spans the whole behavior space.

**Proof of Theorem 2.** To prove Theorem 2, the following lemma is introduced, which serves as the basis to derive many typical data-driven predictive control methodologies.

**Lemma 2.** [39] Consider a controllable system  $\mathcal{B} \in \mathcal{L}^w$ . Let  $\tilde{u} : [1, T] \rightarrow \mathbb{R}^{m(\mathcal{B})}$ ,  $\tilde{y} : [1, T] \rightarrow \mathbb{R}^{q(\mathcal{B})}$ , and  $\tilde{w} = [\tilde{u}^T \ \tilde{y}^T]^T$ . Assume that  $\tilde{w} \in \mathcal{B}|_{[1, T]}$ . Then, if  $\tilde{u}$  is persistently exciting of order  $L + n(\mathcal{B})$ , it yields that  $\text{columnspan}(\mathcal{H}_L(\tilde{w})) = \mathcal{B}|_{[1, L]}$ , where  $n(\cdot)$ ,  $m(\cdot)$ , and  $q(\cdot)$  denote the state cardinality, input cardinality, and output cardinality of a system, respectively.

From Lemma 2, under the persistency of excitation assumption for the input sequence, the whole behavior space can be expressed as the product space of two sub-behavior spaces in terms of the input signals and output signals, respectively. Furthermore, it means that all trajectories can be constructed from a finite number of past trajectories. Then it is straightforward to prove Theorem 2.  $\square$

Notably, even though the precise system model is not available, there are still various approaches that can be readily implemented to stabilize an unstable system, such as the well-known proportional-integral-derivative (PID) controller and many robust controller design approaches. It is straightforward to see that the output  $y_d$  of the resulting closed-loop system  $(A + BKC, B, C, D)$  is bounded because  $u_r$  is bounded and  $\text{Re}(\text{eig}(A + BKC)) < 0$ . In this work, we will use the controller  $u_d = Ky_d + u_r$  for illustrative purposes.

**Remark 3.** The data included in the generalized Hankel matrix with respect to the original open-loop system is from the measurement of  $u_d$  instead of  $u_r$ . Since  $u_r$  is drawn as a random vector from a distribution, the columns of the generalized Hankel matrix are linearly independent.

### B. Data-Driven Predictive Control Algorithm

With the collected input/output measurement data, we can learn the behavior of the system and build a non-parametric predictive model for the determination of optimal control actions. As the main results of the data-driven predictive control approach, the following theorem is given.

**Theorem 3.** For each agent, under the persistency of excitation assumption, and with  $W = [U_p^T \ Y_p^T \ U_f^T \ Y_f^T]^T$ , the following input/output relationship can be established:

$$Wg = [u_p^T \ y_p^T \ u^T \ y^T]^T, \quad (33)$$

where  $u_p$  and  $y_p$  denote the most recent input signal and output signal, respectively,  $u$  and  $y$  represent the optimal control input sequence and the corresponding output sequence, respectively. Then there exists a decision variable  $g \in \mathbb{R}^{T_{\text{num}} - T_p - T_f + 1}$  such that (33) holds, under the condition that no measurement noise exists in the input/output measurement data.

**Proof of Theorem 3.** First, the following lemma is introduced to complete the proof.

**Lemma 3.** [40] Suppose  $(u^d, y^d) = \{u_k^d, y_k^d\}_1^T$  is a trajectory of an LTI system  $G_o$ , where  $u^d$  is persistently exciting of order

$L + n$ . Then,  $(\bar{u}, \bar{y}) = \{\bar{u}_k, \bar{y}_k\}_1^L$  is a trajectory of  $G_o$  if and only if there exists  $\alpha \in \mathbb{R}^{T-L+1}$  such that

$$\begin{bmatrix} \mathcal{H}_L(u^d) \\ \mathcal{H}_L(y^d) \end{bmatrix} \alpha = \begin{bmatrix} \bar{u} \\ \bar{y} \end{bmatrix}. \quad (34)$$

Under the condition that no measurement noise exists in the input/output measurement data, it is straightforward that the column span of the generalized Hankel matrix with respect to the input/output measurement data is the whole behavior space, and then it follows from Lemma 3 that the vector  $g$  always exists. This completes the proof of Theorem 3.  $\square$

Notice that the results presented above are in terms of data collection and input/output relationship construction for each single agent. Consequently, for the multi-agent decision-making problem investigated in this work, the optimization problem is formulated as

$$\begin{aligned} \min \quad & \sum_{i=1}^N \left( (\mu_i - r_i)^T Q_i (\mu_i - r_i) + u_i^T R_i u_i \right) \\ \text{subject to} \quad & W_i g_i = [u_{p,i}^T \ y_{p,i}^T \ u_i^T \ \mu_i^T]^T \\ & k_{ij}^T (\mu_i - \mu_j) - d_{\text{safe}} \geq \eta_{ij} \\ & k_{ij} = \frac{\mu_i - \mu_j}{\|\mu_i - \mu_j\|_2} \\ & \eta_{ij} = \sqrt{2k_{ij}^T (\Sigma_i + \Sigma_j) k_{ij}} \text{erf}^{-1}(1 - 2\varphi_{ij}) \\ & \mu_i \in \mathcal{Y}_i \\ & u_i \in \mathcal{U}_i \\ & \forall i = 1, 2, \dots, N \\ & \forall j = 2, 3, \dots, N, j > i, \end{aligned} \quad (35)$$

where the feasible set  $\mathcal{Y}_i$  denotes the box constraints on the system output.

**Remark 4.** For each agent, to ensure the existence of the vector  $g_i$  in the presence of real-time measurement noise in the input/output measurement data, the objective function in (35) can be modified by adding a weighted 1-norm of a slack variable, where more details are discussed in [32].

To summarize the above descriptions and discussions, Algorithm 1 is given. In this algorithm, three major steps are necessary to carry out. The first step aims at designing a simple controller to stabilize the original open-loop system. The second step focuses on the construction of the matrix  $W_i$  based on offline input/output measurement data. The third step completes the predictive controller design and realizes the control objectives.

### IV. ILLUSTRATIVE EXAMPLE

To clearly demonstrate the effectiveness of the proposed approach, an illustrative example of a multi-drone system is used. In this example, the number of drones is set as  $N = 8$ , and each drone is controlled by 4 motors. All the drones share the same dynamics, and the state-space model of each drone is given by

$$\begin{aligned} x(t+1) &= Ax(t) + Bu(t) \\ y(t) &= Cx(t) + Du(t), \end{aligned} \quad (36)$$

---

**Algorithm 1** Proposed Algorithm for Multi-Agent Decision Making with Chance Constraints

---

**Require:** For all  $i = 1, 2, \dots, N$ ,  $j = 2, 3, \dots, N$ ,  $j > i$ , initialize the parameters  $Q_i$ ,  $R_i$ ,  $\varphi_{ij}$ ,  $\Sigma_i$ ,  $d_{\text{safe}}$ ,  $T_{\text{num},i}$ . Given the initial system input  $u_{p0,i}$  and initial system output  $y_{p0,i}$ .

- 1: **Step 1:** Design a controller  $K_i$  that stabilizes the closed-loop system for each agent.
- 2: **Step 2:** Construct the matrix  $W_i$ .
- 3: **for**  $k = 1, 2, \dots, T_{\text{num},i} - T_{p,i} - T_{f,i} + 1$  **do**
- 4:   Inject random signal  $u_{r,i}$  into the closed-loop system.
- 5:   Measure the system output  $y_{d,i}$ .
- 6:   Compute the input of the original open-loop system  $u_{d,i} = K_i y_{d,i} + u_{r,i}$  and partition  $u_{d,i} = [u_{p,i}^T \ u_{f,i}^T]^T$ ,  $y_{d,i} = [y_{p,i}^T \ y_{f,i}^T]^T$ .
- 7:   Construct the matrix  $W_i$ , where the  $k$ th column of the matrix  $W_i$  is  $W_{k,i} = [u_{p,i}^T \ y_{p,i}^T \ u_{f,i}^T \ y_{f,i}^T]^T$ .
- 8: **end for**
- 9: **Step 3:** Implement the iterative predictive control.
- 10: **for**  $\tau = t, t+1, \dots, t+T$  **do**
- 11:   **if**  $\tau == t$  **then**
- 12:     Set  $u_{p,i} = u_{p0,i}$  and  $y_{p,i} = y_{p0,i}$ .
- 13:   **else**
- 14:     Set  $u_{p,i}$  to be the most recent system input and  $y_{p,i}$  to be the most recent system output.
- 15:   **end if**
- 16:   Solve the optimization problem (35), determine the optimal  $g_i^*$  and  $u_i^*$ .
- 17:   Inject the first group of system input in  $u_i^*$  to the original open-loop system, and measure the system output  $y_i$ .
- 18: **end for**

---

where  $x = [p_x \ p_y \ p_z \ \dot{p}_x \ \dot{p}_y \ \dot{p}_z \ \omega_x \ \omega_y \ \omega_z \ \dot{\omega}_x \ \dot{\omega}_y \ \dot{\omega}_z]^T$ ,  $u = [u_1 \ u_2 \ u_3 \ u_4]^T$ . In the state vector,  $p_x, p_y, p_z$  represent the spatial coordinates,  $\omega_x, \omega_y, \omega_z$  represent the angular coordinates,  $u_1, u_2, u_3, u_4$  denote the thrust of 4 motors. It is assumed that all the state variables are measurable.  $C$  is an identity matrix,  $D$  is a zero matrix, and the details of matrices  $A$ ,  $B$  are given as follows:

$$A = \begin{bmatrix} 1 & 0 & 0 & 0 & 1 & 0 & 0 & 0 & 0 & 0.049 & 0 & 0 & 0.0016 & 0 & 0 \\ 0 & 1 & 0 & 0 & 0 & 0.1 & 0 & -0.049 & 0 & 0 & -0.0016 & 0 & 0 & 0 & 0 \\ 0 & 0 & 1 & 0 & 0 & 0 & 0 & 0 & 0 & 0 & 0 & 0 & 0 & 0 & 0 \\ 0 & 0 & 0 & 1 & 0 & 0 & 0 & 0 & 0.981 & 0 & 0 & 0 & 0.049 & 0 & 0 \\ 0 & 0 & 0 & 0 & 1 & 0 & -0.981 & 0 & 0 & 0.049 & 0 & 0 & 0 & 0 & 0 \\ 0 & 0 & 0 & 0 & 0 & 1 & 0 & 0 & 0 & 0 & 0 & 0 & 0 & 0 & 0 \\ 0 & 0 & 0 & 0 & 0 & 0 & 1 & 0 & 0 & 0 & 0 & 0.1 & 0 & 0 & 0 \\ 0 & 0 & 0 & 0 & 0 & 0 & 0 & 1 & 0 & 0 & 0 & 0 & 0.1 & 0 & 0 \\ 0 & 0 & 0 & 0 & 0 & 0 & 0 & 0 & 1 & 0 & 0 & 0 & 0 & 0.1 & 0 \\ 0 & 0 & 0 & 0 & 0 & 0 & 0 & 0 & 0 & 1 & 0 & 0 & 0 & 0 & 0.1 \\ 0 & 0 & 0 & 0 & 0 & 0 & 0 & 0 & 0 & 0 & 1 & 0 & 0 & 0 & 0 \\ 0 & 0 & 0 & 0 & 0 & 0 & 0 & 0 & 0 & 0 & 0 & 1 & 0 & 0 & 0 \\ 0 & 0 & 0 & 0 & 0 & 0 & 0 & 0 & 0 & 0 & 0 & 0 & 1 & 0 & 0 \end{bmatrix}$$

$$B = \begin{bmatrix} -2.3 \times 10^{-5} & 0 & 2.3 \times 10^{-5} & 0 \\ 0 & -2.3 \times 10^{-5} & 0 & 2.3 \times 10^{-5} \\ 1.75 \times 10^{-2} & 1.75 \times 10^{-2} & 1.75 \times 10^{-2} & 1.75 \times 10^{-2} \\ -9.21 \times 10^{-4} & 0 & 9.21 \times 10^{-4} & 0 \\ 0 & -9.21 \times 10^{-4} & 0 & 9.21 \times 10^{-4} \\ 0.35 & 0.35 & 0.35 & 0.35 \\ 0 & 2.8 \times 10^{-3} & 0 & -2.8 \times 10^{-3} \\ -2.8 \times 10^{-3} & 0 & 2.8 \times 10^{-3} & 0 \\ 3.7 \times 10^{-3} & -3.7 \times 10^{-3} & 3.7 \times 10^{-3} & -3.7 \times 10^{-3} \\ 0 & 5.6 \times 10^{-2} & 0 & -5.6 \times 10^{-2} \\ -5.6 \times 10^{-2} & 0 & 5.6 \times 10^{-2} & 0 \\ 7.3 \times 10^{-2} & -7.3 \times 10^{-2} & 7.3 \times 10^{-2} & -7.3 \times 10^{-2} \end{bmatrix} \cdot (37)$$

Since all the agents share the same dynamics, the following settings are the same for all agents, and thus the subscript  $i$  will be omitted in the corresponding symbol. First, we set  $T_p = 1$ ,  $T_f = 30$ . Therefore, the input is persistently exciting of order  $L = T_p + T_f + n = 43$ . Then, the minimum number of input/output measurements are  $T_{\text{min}} = (m+1) \times L - 1 = 214$ . Here, we choose  $T_{\text{num}} = 214$ . The sampling time is chosen as 0.1 s.

During the input/output measurement procedures, the same feedback controller is implemented to stabilize the closed-loop system for each agent, and then the matrix  $W_i \in$

TABLE I  
COMPARISON RESULTS OF  $\|W_i\|_2$  AND  $\|W_i\|_\infty$

Agent	$\ W_i\ _2$		$\ W_i\ _\infty$	
	Method 1	Method 2	Method 1	Method 2
$i = 1$	110.75	56406.18	273.59	110198.05
$i = 2$	111.82	51756.98	275.64	112595.50
$i = 3$	111.29	83346.61	275.10	132569.32
$i = 4$	110.41	54450.31	271.37	116809.37
$i = 5$	111.07	69652.93	273.48	114865.41
$i = 6$	107.99	71311.66	267.50	115348.90
$i = 7$	107.01	88463.50	265.75	149047.45
$i = 8$	112.06	65681.44	279.10	117736.91

$\mathbb{R}^{496 \times 184}$ ,  $\forall i = 1, 2, \dots, N$  is effectively derived for each agent. Because the dimension of  $W_i$  is quite large, the results will be not displayed in this paper. However, to show the effectiveness of closed-loop input/output measurements, a comparison is carried out by computing  $\|W_i\|_2$  and  $\|W_i\|_\infty$ , where the detailed results are depicted in Table I. In this table, our proposed approach is denoted by Method 1, and the method with open-loop input/output measurements as presented in [32] is denoted by Method 2. As can be seen,  $\|W_i\|_2$  and  $\|W_i\|_\infty$  obtained in our approach are apparently smaller, and it is certain because the system is stabilized in the input/output measurement procedure, and this phenomenon aligns well with our claims in Sec. III.

The parameters for the optimization problem (35) are given as follows. For all  $i = 1, 2, \dots, N$ , the weighting matrix  $Q_i$  is chosen as  $Q_i = I_T \otimes \text{diag}(1, 1, 1, 0, 0, 0, 0, 0, 0, 0, 0, 0)$ , and  $R_i$  is chosen as a zero matrix, which means only the tracking error is penalized in the objective function.  $d_{\text{safe}}$  is chosen as 0.3 m.  $\Sigma_i$  are chosen as  $0.01 I_{12}$  for all agents  $i = 1, 2, \dots, N$ .

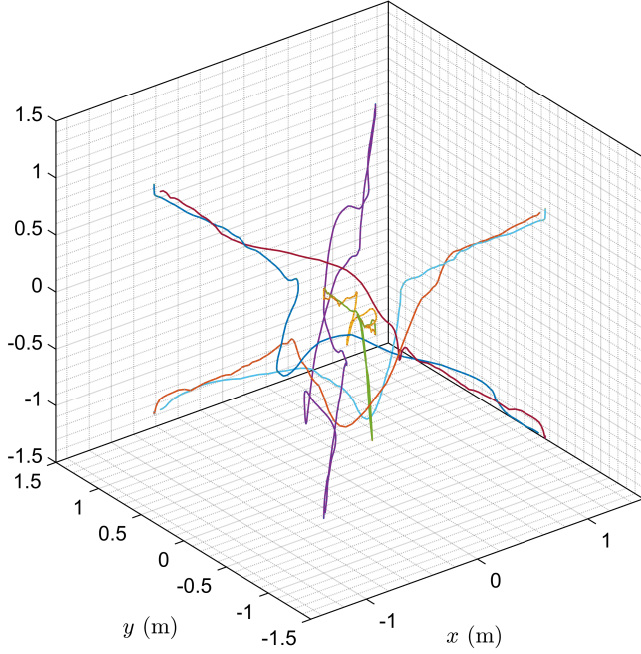


Fig. 1. Trajectories of all the agents in the 3D view.

$\varphi_{ij}$  is chosen as 0.1 for all agents  $i = 1, 2, \dots, N, j = 2, 3, \dots, N, j > i$ . Moreover, there is no constraint imposed on the system output. The lower bound and upper bound of the control input are chosen as  $-0.7007N$  and  $0.2993N$ , respectively.

For demonstrative purposes, the initial positions of 8 agents are located at different vertices of a cube, and each agent aims to move towards its corresponding diagonal vertex without making any collision. For example, the destination of the agent that initially located at  $(-1\text{ m}, -1\text{ m}, -1\text{ m})$  is considered as  $(1\text{ m}, 1\text{ m}, 1\text{ m})$ . The simulation is implemented in the environment of Python 3.7 with two processors Intel(R) Xeon(R) CPU E5-2695 v3 @ 2.30GHz. The constrained data-driven predictive control optimization problem is solved by GUROBI. By implementing the controller determined from the proposed approach, real-time trajectories of all the agents are illustrated in Fig. 1. The 3D illustration clearly shows that the control objective in terms of path tracking is achieved, and no collision occurs in the whole process. To clearly visualize the paths of the agents, Fig. 2(a) and Fig. 2(b) present the 2D views of the real-time trajectories, where the top view and side view are depicted separately. Furthermore, Fig. 3 presents the distances between each pair of agents, and it is obvious that all the agents are strictly constrained within the prescribed safe distance. Additionally, Fig. 4 and Fig. 5 present the thrust of the 4 motors for all the agents. It can be observed that the box constraints in terms of the control input are well guaranteed. With the descriptions and pertinent analysis above, the effectiveness of the proposed approach is appropriately demonstrated.

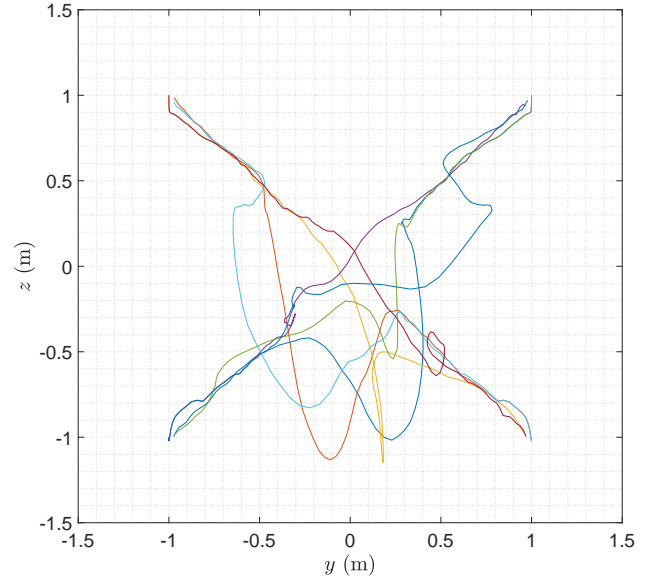
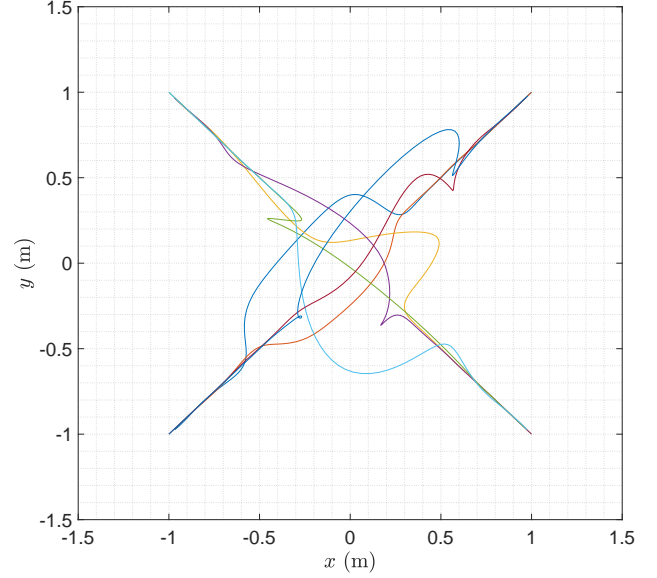


Fig. 2. Trajectories of all the agents in the 2D view.

## V. CONCLUSION

In this work, a data-driven predictive control approach is presented and investigated to solve the multi-agent decision-making problem. The resulting MPC problem is formulated; and by incorporating probabilistic chance constraints of the system output into the decision-making problem formulation, a constrained optimization problem is thus appropriately constructed. Then, with an adroitly invoked relaxation technique, the probabilistic chance constrained optimization problem is further transformed into a deterministic constrained optimization problem. With this innovation and transformation, a non-parametric behavior learning routine is then presented for decision making of multi-agent systems without explicit knowledge of the system model. In the approach here, a finite data set is collected offline within a closed-loop control framework,



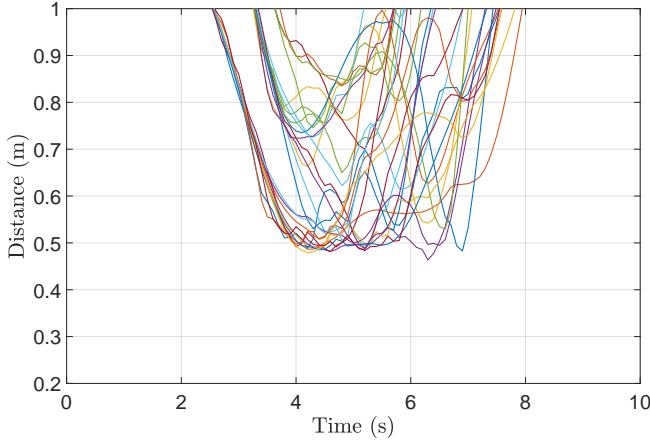


Fig. 3. Distances between each pair of agents.

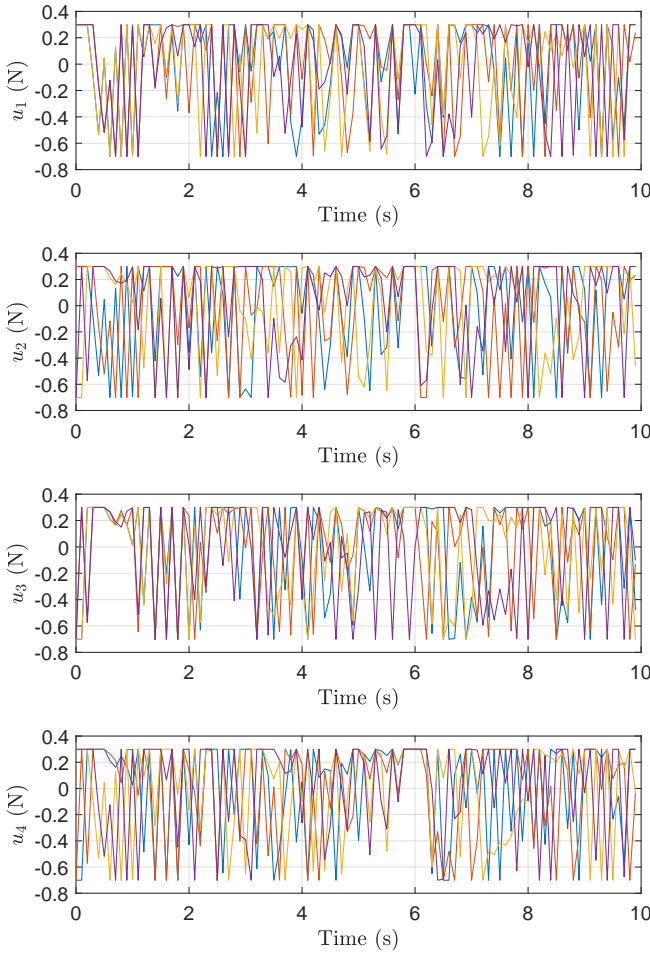


Fig. 4. Control inputs of the first four agents.

and an optimization problem is iteratively solved (without the requirement of knowledge of the system model). With this framework, the optimal solution to the decision-making problem is efficiently and effectively determined. Finally, a multi-drone system example is introduced for validation purposes, and the simulation results clearly demonstrate that the data-driven approach in the work here is rather effective in

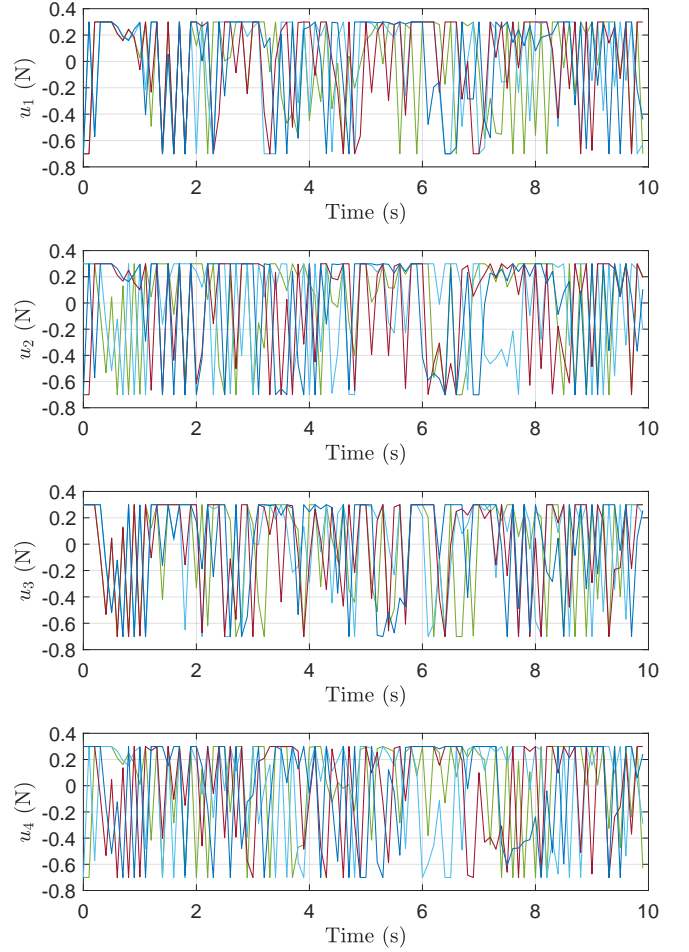


Fig. 5. Control inputs of the last four agents.

the decision-making problem. It is also worthwhile to mention that applications of the proposed methodology are not merely limited to the multi-drone system only; and certainly, it can be further suitably deployed to other decision-making problems (such as unmanned vehicles and mobile robots) where accurate system models are difficult or costly to obtain.

## REFERENCES

- [1] I. J. Pérez, F. J. Cabrerizo, S. Alonso, and E. Herrera-Viedma, "A new consensus model for group decision making problems with non-homogeneous experts," *IEEE Transactions on Systems, Man, and Cybernetics: Systems*, vol. 44, no. 4, pp. 494–498, 2013.
- [2] A. Macwan, J. Vilela, G. Nejat, and B. Benhabib, "A multirobot path-planning strategy for autonomous wilderness search and rescue," *IEEE Transactions on Cybernetics*, vol. 45, no. 9, pp. 1784–1797, 2014.
- [3] D. Li, S. S. Ge, W. He, C. Li, and G. Ma, "Distributed formation control of multiple Euler-Lagrange systems: A multilayer framework," *IEEE Transactions on Cybernetics*, 2020.
- [4] P. Hang, C. Lv, Y. Xing, C. Huang, and Z. Hu, "Human-like decision making for autonomous driving: A noncooperative game theoretic approach," *IEEE Transactions on Intelligent Transportation Systems*, 2020.
- [5] X. Zhang, J. Ma, Z. Cheng, S. Huang, S. S. Ge, and T. H. Lee, "Trajectory generation by chance constrained nonlinear MPC with probabilistic prediction," *IEEE Transactions on Cybernetics*, 2020.
- [6] P. Hang, C. Lv, C. Huang, J. Cai, Z. Hu, and Y. Xing, "An integrated framework of decision making and motion planning for autonomous vehicles considering social behaviors," *IEEE Transactions on Vehicular Technology*, 2020.

- [7] S. M. LaValle and J. J. Kuffner Jr, "Randomized kinodynamic planning," *The International Journal of Robotics Research*, vol. 20, no. 5, pp. 378–400, 2001.
- [8] D. Dolgov, S. Thrun, M. Montemerlo, and J. Diebel, "Path planning for autonomous vehicles in unknown semi-structured environments," *The International Journal of Robotics Research*, vol. 29, no. 5, pp. 485–501, 2010.
- [9] B. Ye, Q. Tang, J. Yao, and W. Gao, "Collision-free path planning and delivery sequence optimization in noncoplanar radiation therapy," *IEEE Transactions on Cybernetics*, vol. 49, no. 1, pp. 42–55, 2017.
- [10] K. Jolly, R. S. Kumar, and R. Vijayakumar, "A Bezier curve based path planning in a multi-agent robot soccer system without violating the acceleration limits," *Robotics and Autonomous Systems*, vol. 57, no. 1, pp. 23–33, 2009.
- [11] D. Q. Mayne, J. B. Rawlings, C. V. Rao, and P. O. Scokaert, "Constrained model predictive control: Stability and optimality," *Automatica*, vol. 36, no. 6, pp. 789–814, 2000.
- [12] A. Mohammadi, H. Asadi, S. Mohamed, K. Nelson, and S. Nahavandi, "Multiobjective and interactive genetic algorithms for weight tuning of a model predictive control-based motion cueing algorithm," *IEEE Transactions on Cybernetics*, vol. 49, no. 9, pp. 3471–3481, 2018.
- [13] B. Karg and S. Lucia, "Efficient representation and approximation of model predictive control laws via deep learning," *IEEE Transactions on Cybernetics*, vol. 50, no. 9, pp. 3866–3878, 2020.
- [14] Z. Li, J. Deng, R. Lu, Y. Xu, J. Bai, and C.-Y. Su, "Trajectory-tracking control of mobile robot systems incorporating neural-dynamic optimized model predictive approach," *IEEE Transactions on Systems, Man, and Cybernetics: Systems*, vol. 46, no. 6, pp. 740–749, 2015.
- [15] Y. Zhou, H. Hu, Y. Liu, S.-W. Lin, and Z. Ding, "A real-time and fully distributed approach to motion planning for multirobot systems," *IEEE Transactions on Systems, Man, and Cybernetics: Systems*, vol. 49, no. 12, pp. 2636–2650, 2017.
- [16] Z.-H. Pang, G.-P. Liu, and D. Zhou, "Design and performance analysis of incremental networked predictive control systems," *IEEE Transactions on Cybernetics*, vol. 46, no. 6, pp. 1400–1410, 2015.
- [17] G.-P. Liu, "Consensus and stability analysis of networked multiagent predictive control systems," *IEEE Transactions on Cybernetics*, vol. 47, no. 4, pp. 1114–1119, 2016.
- [18] K. R. Kozlowski, *Modelling and Identification in Robotics*. Berlin: Springer Science & Business Media, 2012.
- [19] J. Ma, Z. Cheng, H. Zhu, X. Li, M. Tomizuka, and T. H. Lee, "Convex parameterization and optimization for robust tracking of a magnetically levitated planar positioning system," *IEEE Transactions on Industrial Electronics*, 2021.
- [20] G. Pin, D. M. Raimondo, L. Magni, and T. Parisini, "Robust model predictive control of nonlinear systems with bounded and state-dependent uncertainties," *IEEE Transactions on Automatic Control*, vol. 54, no. 7, pp. 1681–1687, 2009.
- [21] J. Ma, H. Zhu, M. Tomizuka, and T. H. Lee, "On robust stability and performance with a fixed-order controller design for uncertain systems," *IEEE Transactions on Systems, Man, and Cybernetics: Systems*, 2021.
- [22] R. Chai, A. Savvaris, A. Tsourdos, S. Chai, Y. Xia, and S. Wang, "Solving trajectory optimization problems in the presence of probabilistic constraints," *IEEE Transactions on Cybernetics*, 2019.
- [23] H. Jiang and H. He, "Data-driven distributed output consensus control for partially observable multiagent systems," *IEEE Transactions on Cybernetics*, vol. 49, no. 3, pp. 848–858, 2018.
- [24] C. Mu, Z. Ni, C. Sun, and H. He, "Data-driven tracking control with adaptive dynamic programming for a class of continuous-time nonlinear systems," *IEEE Transactions on Cybernetics*, vol. 47, no. 6, pp. 1460–1470, 2016.
- [25] H. Zhang, D. Yue, C. Dou, W. Zhao, and X. Xie, "Data-driven distributed optimal consensus control for unknown multiagent systems with input-delay," *IEEE Transactions on Cybernetics*, vol. 49, no. 6, pp. 2095–2105, 2018.
- [26] J. Ma, Z. Cheng, X. Li, M. Tomizuka, and T. H. Lee, "Data-driven linear quadratic optimization for controller synthesis with structural constraints," *arXiv preprint arXiv:1912.03616*, 2019.
- [27] X. Li, H. Zhu, J. Ma, T. J. Teo, C. S. Teo, M. Tomizuka, and T. H. Lee, "Data-driven multiobjective controller optimization for a magnetically levitated nanopositioning system," *IEEE/ASME Transactions on Mechatronics*, vol. 25, no. 4, pp. 1961–1970, 2020.
- [28] R. W. Freedman and A. Bhatia, "Adaptive dynamic matrix control: Online evaluation of the DMC model coefficients," in *1985 American Control Conference*. IEEE, 1985, pp. 220–225.
- [29] D. Wu, X.-M. Sun, C. Wen, and W. Wang, "Redesigned predictive event-triggered controller for networked control system with delays," *IEEE Transactions on Cybernetics*, vol. 46, no. 10, pp. 2195–2206, 2016.
- [30] U. Rosolia and F. Borrelli, "Learning model predictive control for iterative tasks: a data-driven control framework," *IEEE Transactions on Automatic Control*, vol. 63, no. 7, pp. 1883–1896, 2017.
- [31] D. S. Anish Agarwal, Muhammad Jehangir Amjad and D. Shen, "Model agnostic time series analysis via matrix estimation," *arXiv preprint arXiv:1802.09064*, 2018.
- [32] J. Coulson, J. Lygeros, and F. Dörfler, "Data-enabled predictive control: In the shallows of the deePC," in *2019 18th European Control Conference (ECC)*. IEEE, 2019, pp. 307–312.
- [33] Z. Hou, S. Liu, and T. Tian, "Lazy-learning-based data-driven model-free adaptive predictive control for a class of discrete-time nonlinear systems," *IEEE Transactions on Neural Networks and Learning Systems*, vol. 28, no. 8, pp. 1914–1928, 2016.
- [34] J. Berberich, J. Köhler, M. A. Muller, and F. Allgower, "Data-driven model predictive control with stability and robustness guarantees," *IEEE Transactions on Automatic Control*, 2020.
- [35] W. He, H. Gao, C. Zhou, C. Yang, and Z. Li, "Reinforcement learning control of a flexible two-link manipulator: an experimental investigation," *IEEE Transactions on Systems, Man, and Cybernetics: Systems*, 2020.
- [36] B. J. Odelson, M. R. Rajamani, and J. B. Rawlings, "A new autocovariance least-squares method for estimating noise covariances," *Automatica*, vol. 42, no. 2, pp. 303–308, 2006.
- [37] J. C. Willems and J. W. Polderman, *Introduction to Mathematical Systems Theory: A Behavioral Approach*. New York, NY: Springer-Verlag, 1998.
- [38] M. Lorenzen, M. Cannon, and F. Allgöwer, "Robust MPC with recursive model update," *Automatica*, vol. 103, pp. 461–471, 2019.
- [39] J. C. Willems, P. Rapisarda, I. Markovsky, and B. L. De Moor, "A note on persistency of excitation," *Systems & Control Letters*, vol. 54, no. 4, pp. 325–329, 2005.
- [40] J. Berberich and F. Allgöwer, "A trajectory-based framework for data-driven system analysis and control," in *2020 European Control Conference (ECC)*. IEEE, 2020, pp. 1365–1370.