

Parametric Flatten-T Swish: An Adaptive Non-linear Activation Function for Deep Learning

¹Hock Hung Chieng, ¹Noorhaniza Wahid & ²Pauline Ong

¹*Faculty of Information Technology and Computer Science, Universiti Tun Hussein Onn Malaysia, Malaysia*

²*Faculty of Mechanical and Manufacturing Engineering, Universiti Tun Hussein Onn Malaysia, Malaysia*

hi160029@siswa.uthm.edu.my; nhaniza@uthm.edu.my; ongp@uthm.edu.my

ABSTRACT

Activation function is a key component in deep learning that performs non-linear mappings between the inputs and outputs. Rectified Linear Unit (ReLU) has been the most popular activation function across the deep learning community. However, ReLU contains several shortcomings that can result in inefficient training of the deep neural networks, these are: 1) the negative cancellation property of ReLU tends to treat negative inputs as unimportant information for the learning, hence resulting in a performance degradation; 2) the inherent predefined nature of ReLU is unlikely to promote additional flexibility, expressivity, and robustness to the networks; 3) the mean activation of ReLU is highly positive and leading to bias shift effect in network layers; 4) the multilinear structure of ReLU restricts the non-linear approximation power of the networks. To tackle these shortcomings, this paper introduces a Parametric Flatten-T Swish (PFTS) as an alternative to ReLU. By taking ReLU as a baseline method, the experiments shown PFTS improved classification accuracy on SVHN dataset by 0.31%, 0.98%, 2.16%, 17.72%, 1.35%, 0.97%, 39.99% and 71.83% on DNN-3A, DNN-3B, DNN-4, DNN-5A, DNN-5B, DNN-5C, DNN-6 and DNN-7, respectively. Besides, PFTS also achieved the highest mean rank among the comparison methods. The proposed PFTS manifests higher non-linear approximation power during training and thereby improve the predictive performance of the networks.

Keywords: activation function, deep learning, Flatten-T Swish, non-linearity, ReLU.

INTRODUCTION

In recent years, deep learning has brought tremendous breakthroughs in artificial intelligence (AI). Such astonishing advancements are due to these factors: the availability of the massive amount of data, powerful computational hardware such as Graphic Processing Units (GPUs), and deep learning models. This study is focusing on the latter breakthrough.

A deep learning model is a composition of several functions that mimic how the brain works (Hassabis et al., 2017; Chen et al., 2019). One of the important elements that contribute to its learning power is lying in the non-linear activation function (Ciuparu et al., 2019). Since the revival of deep learning in 2012, Rectified Linear Unit (ReLU) (Nair & Hinton, 2010) has been the most popular and commonly used non-linear activation function across diverse deep learning models. ReLU holds two major advantages. First, ReLU function is simple and easy to implement in any deep learning model (Lin & Shen, 2018). It keeps the positive inputs and discards the negative inputs. This structure of ReLU substantially speeds up the learning and reduces the computational cost. Second, the non-saturation property of ReLU in positive region ensures smooth gradient flow and avoids vanishing or exploding gradient problems (Nair & Hinton, 2010). Unlike classical methods such as Sigmoid and Tanh, the saturation properties both at the negative and positive regions further impede the gradient flow during the model training.

Despite its superiority, ReLU also comes with several shortcomings. The negative region of ReLU treats negative input as useless representation (or information) for the learning (Qiu et al., 2018). In fact, several previous studies have found that making use of negative input can substantially improve the predictive performance (Qiu et al., 2018; Chieng et al., 2018; Maas et al., 2013). In addition, ReLU is a predefined or non-adaptive activation function and therefore could not learn and adjust according to the received inputs. Some studies considered the use of adaptive strategy in the activation functions to improve the network's robustness, flexibility, adaptivity, generalization power, and predictive performance (Qiu et

al., 2018; Qian et al., 2018; He et al., 2015). Another limitation of ReLU comes from its inherent function structure. ReLU is a multilinear system that formed by two linear lines (Laurent & Von Brecht, 2018). To further explain this point, ReLU network is simply a model that performs linear combination of the input values (Yarotsky, 2018). Consequently, ReLU networks have poorer non-linear approximation power. Figure 1 explains the non-linear approximation power of the ReLU and Swish networks pictorially. Figure 1(a) reveals that the network with ReLU struggles to approximate the polynomial function, while the network with Swish in Figure 1(b) can fit the polynomial function better. This implies that the activation function that possesses a certain degree of curvature may endow a higher non-linear capability for the networks to learn complex non-linear representation. In addition, the mean activation of ReLU is not zero-centered. Since ReLU only produces non-negative values as output, so the output mean is always larger than zero. This leading to a problem commonly known as bias shift effect (Clevert et al., 2016), which makes the training challenging.

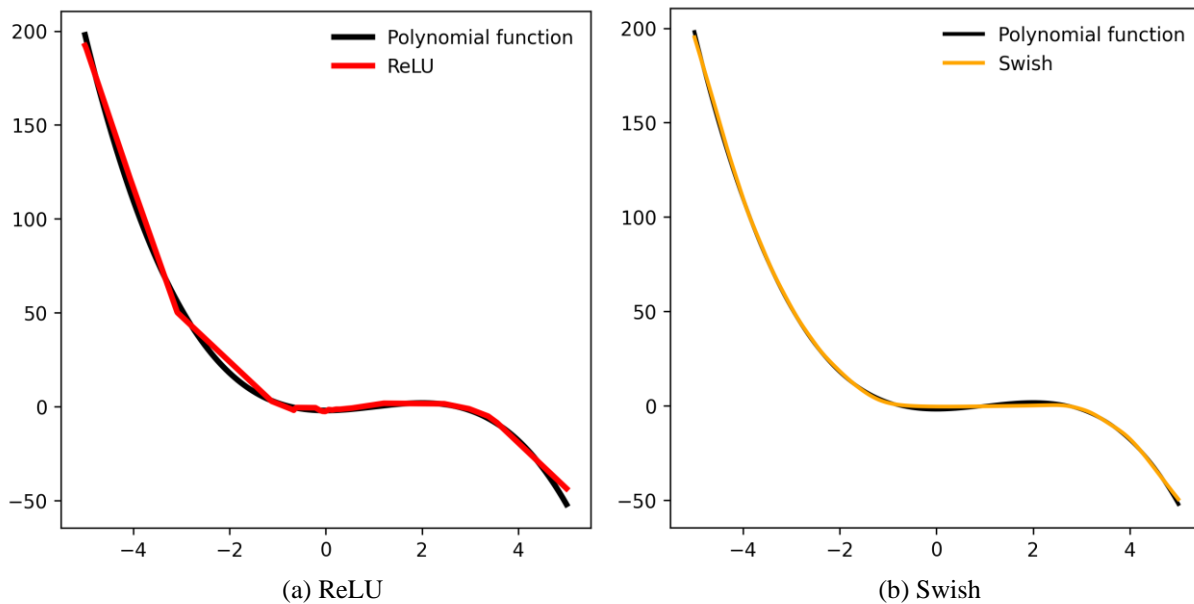


Figure 1. ReLU and Swish trying to express/approximate a polynomial function

This study aims to tackle the shortcomings of ReLU by introducing an adaptive non-linear activation function called Parametric Flatten-T Swish (PFTS). This paper also aims to extend the previous idea, which

has not been covered in the work of Chieng et al. (2018). This work provides a much deeper understanding and insight into the performance of the proposed activation functions from a different perspective. The proposed activation function will be compared empirically with nine existing activation functions on image classification tasks. The rest of the paper is organized as follows. Related work discusses the previously existing methods. Proposed method presents the proposed activation function. Then the experimental setups section will explain the procedure of evaluating the performance of the proposed activation function. The analysis of the results will be discussed in this section. Finally, the conclusion and potential future work are drawn at the end of this paper.

RELATED WORK

Non-linear activation function is one of the key components that substantially influence the behavior of the deep learning models. In the past decade, numerous non-linear activation functions have been introduced trying to facilitate the performance of the deep learning models in diverse real-world applications. Generally, non-linear activation functions can be classified into two basic approaches: predefined activation functions and parametric activation functions.

Predefined Activation Functions

Predefined activation functions also known as fixed activation functions. These activation functions do not change their innate nature and characteristic along with the network training. Their functions' shape remains unchanged before and after the training. The most commonly used fixed activation function is ReLU. ReLU is defined by Equation 1:

$$ReLU(x) = \begin{cases} x, & \text{if } x \geq 0 \\ 0, & \text{if } x < 0 \end{cases} \quad (1)$$

where x is the input from the previous layer. ReLU discards negative signals and keeps positive signals unchanged. Besides, its derivative is constant 0 at the negative region and 1 at the positive region. The simplicity of ReLU makes the training of deep learning models feasible and less computationally expensive.

On the other hand, the negative cancellation property of ReLU could potentially stall the training due to a vast of neurons in the network become inactivated permanently. To overcome this, Leaky ReLU (LReLU) (Maas et al., 2013) was introduced. LReLU allows a small slope at the negative region to activate the negative values, while the positive part remains similar to ReLU.

Another work had proposed Exponential Linear Unit (ELU) (Clevert et al., 2016) to deal with the bias shift effect of ReLU. Since ReLU removes the negative inputs, it means activation is always positive. Thus, it will slow down the training. ELU uses exponential property at the negative region to create a smooth curvature to push the mean activation toward zero. This unique property further enables the activation function to behave like batch normalization (BN) (Ioffe & Szegedy, 2015), which resulted in better generalization power and accelerate learning. ELU was later improved to Scaled ELU (SELU) (Klambauer et al., 2017). As its name would suggest, SELU is the scaled variant of ELU. It was originally used in Self Normalize Neural Network (SNN) to keep the activation function normalized throughout the training. This unique property of SELU tackles the bias shift effect and high variance in the network layers simultaneously. As a result, SELU leads to faster convergence and improves model predictive performance, as compared to ReLU and ELU (Liu et al., 2019).

All the above reviewed non-linear activation functions are based on the piecewise system, in which more than one function are composited in an activation function. The work of Ramachandran et al. (2018) proposed a non-piecewise activation function based on the Sigmoid function called Swish. It is simply a scaled of Sigmoid function. The function curve is smooth, and unbounded at the positive region and bounded at the negative region. The approach proves the feasibility of smooth activation function in training the deep learning model after a long abandonment of sigmoidal activation functions. Swish is superior in terms of expressive power and fast convergence. It has been applied in diverse deep learning applications and proved to be more effective than ReLU and other activation functions (Tripathi et al., 2019; Jinsakul et al., 2019; Wang et al., 2019).

In all these methods of Maas et al. (2013), Clevert et al. (2016), Klambauer et al. (2017) and Ramachandran et al. (2018), although they could still make the training of deep learning model possible,

however, the expressive power and the flexibility are still limited. In fact, several recent studies preferred a more dynamic approach, where the parameterization approach is used to endow greater flexibility and expressivity for the deep learning models.

Parametric Activation Functions

Parametric in this case, sometimes also termed as trainable or adaptive. This category of activation functions has gained much attention in recent years after found to be closely related to the network's performance. Parametric activation functions fine-tuning a certain parameter automatically along with the network's weights and biases. Unlike the predefined one, the shape of the parametric activation functions is learned and changes consistently during training.

Adaptive piecewise linear (APL) (Agostinelli et al., 2015) can be considered as the first parametric activation function introduced to deep learning. As by the name suggested, APL is a multilinear system. APL is adaptive in the way that it learns the slopes of its local linear segments to determine the optimal location of the hinge points. The use of APL in deep learning models leads to greater dynamicity and expressive power. Their experiment demonstrates the distinguished performance of APL over the non-parametric activation functions on image classification tasks.

Instead of learning the multiple slopes, Parametric ReLU (PReLU) (He et al., 2015) improved the LReLU by learning the slope at the negative region automatically. The advent of PReLU has led to a significant breakthrough in visual recognition task and becoming the first deep learning approach that surpasses the human-level performance. This has further aroused the attention of the community on the impact of the parametric activation function toward the network's performance. Upon this similar concept, the parametric idea was then also applied to ELU and named as Parametric ELU (PELU) (Trottier et al., 2017). Instead of learning the negative region alone, PELU adds a learnable parameter at its positive part so the positive slope can also be learned. The work revealed that by adding additional parametric component may generally improve network flexibility and predictive performance.

While most of the parametric approaches are focusing on learning either the negative or positive, or

both regions, Flexible ReLU (FReLU) (Qiu et al., 2018) uses a slightly different parametric approach. FReLU learns the activation function as a whole without having to manipulate its original shape or any slope in the function. FReLU allows the function to be adaptive vertically by learning the hinge point. This idea was proposed primarily to deal with the inherent shortcomings of ReLU, which are, negative cancellation and bias shift effect. FReLU has shown its distinguished performance over other methods on image classification tasks. This has shown credible evidence that the negative activation and adaptivity are of the important elements for activation function to enhance the deep learning models.

Criteria of Good Activation Function

The above non-linear activation functions only focus on solving part of the inherent problems of ReLU. However, a general criterion for a good activation function can also be sorted out from the previously proposed approaches. Here, four possible criteria are summarized.

Negative activation

As stated previously, almost all the activation functions introduced after ReLU, own negative activity property in the functions. In general, this class of activation functions has better predictive performance than the ReLU.

Zero-centered mean activation

Activation functions such as ELU, SELU and FReLU bringing mean activation closer to zero. This property is highly important for deep learning model which can mitigate the bias shift effect in the network layers through normalizing the input values. As a result, the learning speed is accelerated.

Parameterization

Parameterization is also known as adaptivity or trainability. Unlike the fixed ones, the parametric activation functions in network layers learn their activation independently together along with the weights and biases of the network during the training. This provides greater flexibility as well as enhances the non-linear representation ability of the network.

Locally non-linear

Activation functions like ReLU, LReLU, APL and PReLU are multilinear in structure. Meanwhile, ELU, SELU, PELU and Swish contain locally non-linear regions. The previous works have demonstrated that the locally non-linear activation functions consistently outperformed multilinear activation functions across the different network architectures on visual recognition tasks. This is proven by a recent theoretical study of Ohn and Kim (2019) that the locally non-linear region can promote better expressivity and non-linear approximation capability.

PROPOSED METHOD

The previous work of Chieng et al. (2018) proposed a Flatten-T Swish (FTS) activation function to deal with the negative cancellation property in ReLU. The experimental results revealed that FTS outperformed ReLU consistently in all five network setups on image classification tasks. Mathematically, FTS is defined in Equation 2:

$$FTS(x) = \begin{cases} \frac{x}{1+e^{-x}} + t, & \text{if } x > 0 \\ t, & \text{if } x < 0 \end{cases} \quad (2)$$

where x is the input from the previous layer and t is a predefined hyperparameter. t is suggested to be fixed at -0.20 according to the original work. Figure 2 shows the plot of FTS. Intuitively, FTS can be viewed as a scaled Sigmoid function for the region $x \geq 0$. It is worth noting that the symbol e in the Equation 2 is an expression for the exponential function and it is also used consistently throughout the relevant activation functions in this paper. ≥ 0 , while the parameter t provides a constant negative output for the region $x < 0$.

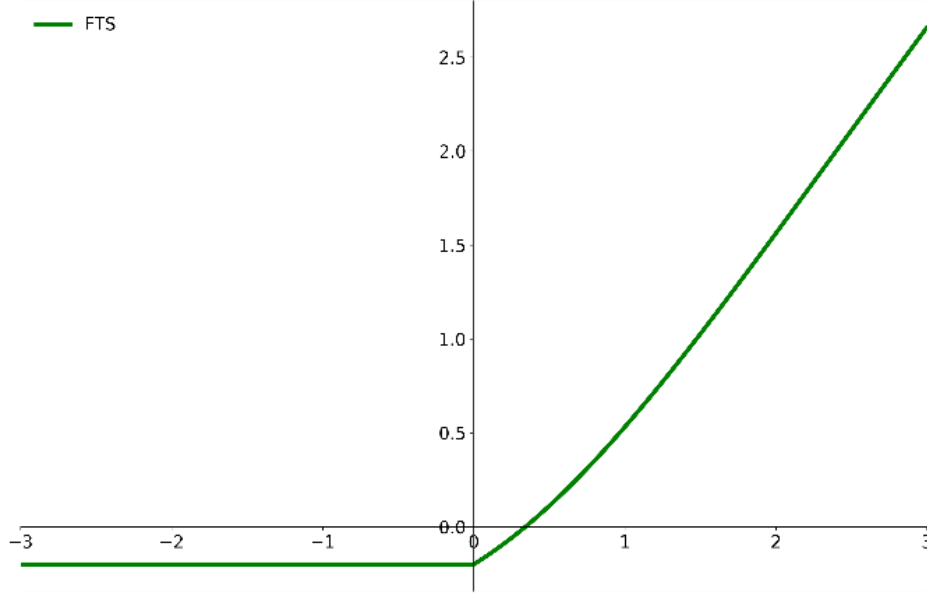


Figure 2. FTS activation function (Chieng et al., 2018)

FTS is a predefined activation function, and therefore it does not provide additional advantages such as dynamicity, flexibility and non-linear representation ability for the networks. For this reason, a Parametric Flatten-T Swish (PFTS) is proposed to make up these limitations. Formally, PFTS is defined by Equation 3:

$$PFTS(x) = \begin{cases} \frac{x}{1 + e^{-x}} + t_{train}, & \text{if } x \geq 0 \\ t_{train}, & \text{if } x < 0 \end{cases} \quad (3)$$

where x indicates the input to the activation function and t_{train} denotes the adaptive parameter which allows to be learned from the training. The initialization value for t_{train} is set to be -0.20 before the training. While most of the existing parametric approaches are focusing on learning the slope(s) of the function segments, PFTS learns the whole activation function as in FReLU and therefore the function shape is maintained. Specifically, PFTS learns the hinge point t_{train} of the function. This dynamic component allows PFTS to fluctuate vertically freely to discover the best value for t_{train} . Thus, different network layers will give different activation response. Figure 3 shows the adaptivity direction of the PFTS. In terms of the function structure, PFTS shares the same function shape as FTS. More specifically, the right region of the functions

is essentially similar to Swish, and the left region maintains as ReLU-like property.

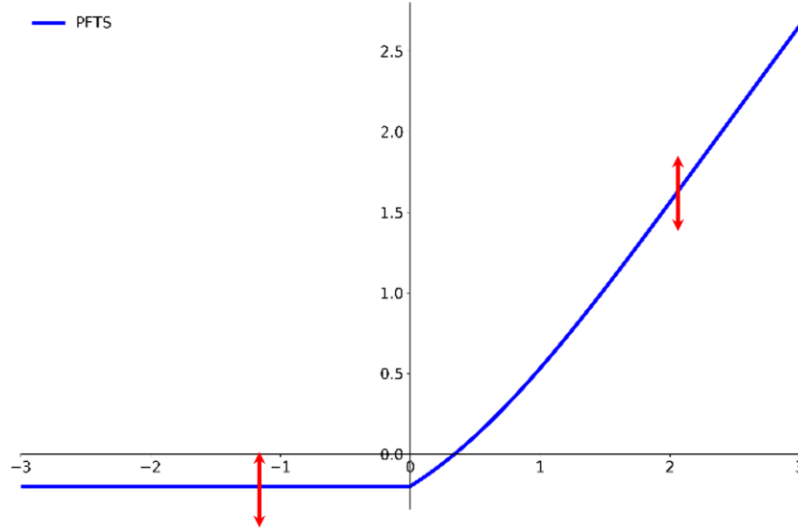


Figure 3. PFTS activation function and adaptivity direction (arrows in red)

Deep Neural Network (DNN) updates its parameters such as weights and biases through the backpropagation optimization technique. The optimization technique simply computes the derivative of the DNN including the activation function in order to fine-tune the parameters such that the model is optimized. The derivative of the activation function can simply obtain through chain rule. The derivative of PFTS is written in Equation 4:

$$PFTS'(x) = \begin{cases} \frac{1}{1+e^{-x}} \left(1 - \frac{x}{1+e^{-x}}\right) + \frac{x}{1+e^{-x}}, & \text{if } x \geq 0 \\ 0, & \text{if } x < 0 \end{cases} \quad (4)$$

where x indicates the input to the derivative of PFTS. The derivative of PFTS is similar to the derivative of FTS, hence the derivation steps can be referred from the previous work of Chieng et al. (2018). It is noticeable that the derivative of PFTS has a smooth property at the positive region, instead of treating the positive inputs with a gradient as in ReLU. Meanwhile, at the negative region, the derivative of PFTS maintains the sparsity property as in ReLU to speed up the learning particularly during the backpropagation. The differences between the derivative of PFTS and ReLU can be easily seen in Figure 4.

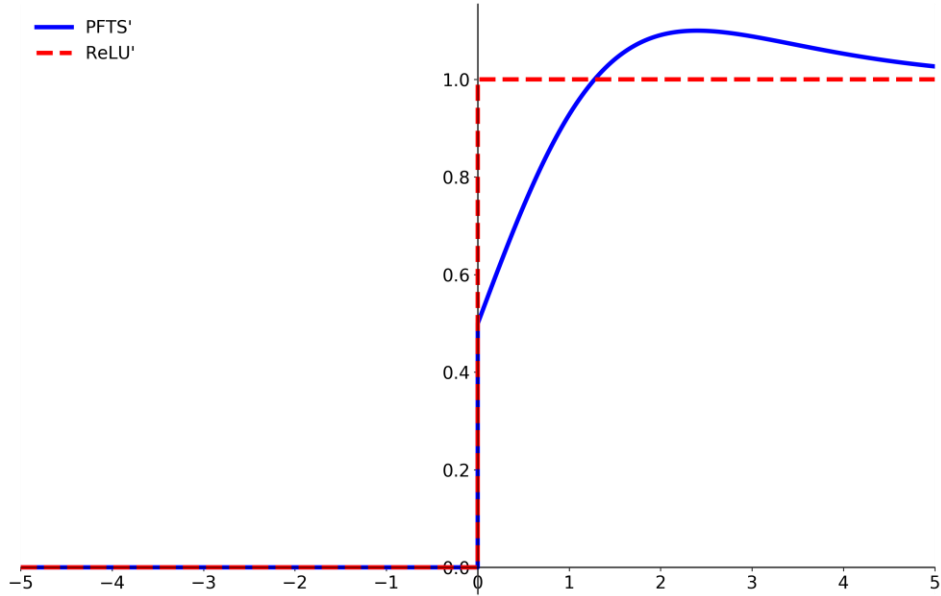


Figure 4. Derivative of PFTS and ReLU

EXPERIMENTAL SETUP

This study is to investigate the performance of PFTS against the ReLU and other eight existing activation functions in terms of classification performance. The details of the activation functions are listed in Table 1, and their corresponding plot is presented in Figure 5. A total of eight standard DNNs with vary in depth and width is used to evaluate the activation functions. The configurations of the DNNs are presented in Table 2. All the experiments are implemented using Python with the support of Tensorflow, and a GeForce GTX 1060 6GB GPU is used to accelerate the computations.

The experiment evaluates the activation functions with different DNNs on the standard Street View House Numbers (SVHN) dataset. SVHN is a 10-class colored image dataset contains digit ranging from 0 to 9. The dataset has a training set of 73,257 samples and a testing set of 26,032 samples. Each image has been formatted into a fixed 32 x 32 pixels with RGB (red, green and blue) color model that is having a range of values from 0 to 255. Although SVHN has additional 531,131 samples for the training set, however, this study does not consider it for the experiment.

Table 1.

Details of the activation functions

Activation function	Parameter value
Equation 1	None
$Swish(x) = \frac{x}{1 + e^{-x\beta}}$	$\beta = 1.0$
$Tanh(x) = \frac{e^x - e^{-x}}{e^x + e^{-x}}$	None
$LReLU(x) = \begin{cases} x, & \text{if } x \geq 0 \\ \alpha x, & \text{if } x < 0 \end{cases}$	$\alpha = 0.01$
$PReLU(x) = \begin{cases} x, & \text{if } x \geq 0 \\ \alpha_{train} x, & \text{if } x < 0 \end{cases}$	$\alpha_{train} = 0.25$
$Softplus(x) = \ln(1 + e^x)$	None
$ELU(x) = \begin{cases} x, & \text{if } x \geq 0 \\ \alpha(e^x - 1), & \text{if } x < 0 \end{cases}$	$\alpha = 1.0$
$FReLU(x) = \begin{cases} x + \beta_{train}, & \text{if } x \geq 0 \\ \beta_{train}, & \text{if } x < 0 \end{cases}$	$\beta_{train} = -0.398$
Equation 2	$t = -0.20$
Equation 3	$t_{train} = -0.20$

Note: The word “train” appearing as subscripted in the activation functions’ parameters indicate that there are trainable.

To establish a fair empirical evaluation, all activation functions are tested under identical training conditions. By following the works in Qiu et al. (2018), Chieng et al. (2018) and Ramachandran et al. (2018), the Stochastic Gradient Descent (SGD) (Robbins & Monro, 1951) is adopted as the optimization technique. The training parameters such as learning rate, dropout rate, batch size and training epoch are set as 0.01, 0.5, 64 and 50, respectively. Moreover, Xavier initialization (Glorot & Bengio, 2010) is used for network weight initialization, while the biases are initialized at 0, and Softmax with cross-entropy loss function is used in the output layer.

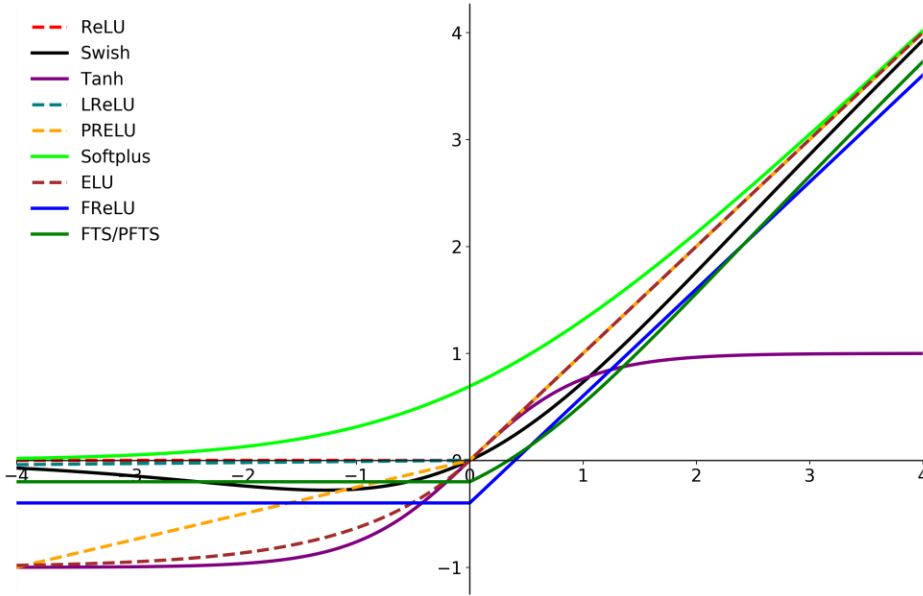


Figure 5. The plot of the activation functions corresponding to the Table 1.

Table 2.

Configuration of the DNNs

Network models	Number of hidden layer (including the output layer)	Number of neurons in each layer
DNN-3A (Pereyra et al., 2017)	3	1024-1024-10
DNN-3B (Zhou & Feng, 2017)	3	1024-512-10
DNN-4 (Scardapane et al., 2017)	4	400-300-100-10
DNN-5A (Chieng et al., 2018)	5	256-128-64-32-10
DNN-5B (Mohamed et al., 2011)	5	512-512-512-512-10
DNN-5C (Zhou & Feng, 2017)	5	1024-1024-512-256-10
DNN-6 (Chieng et al., 2018)	6	512-256-128-64-32-10
DNN-7 (Chieng et al., 2018)	7	784-512-256-128-64-32-10

Classification Accuracy and Baseline Comparison Score

Since ReLU is the most widely used activation function in the community, this experiment selects ReLU as a baseline method for the performance comparison. By following the same setup in Chieng et al.

(2018) and Alcantara (2017), the classification results reported are the mean of 5 runs. Furthermore, baseline comparison score (Ramachandran et al., 2018) is aggregated for each activation function, which indicates the number of times of each activation function outperforming the ReLU baseline. The classification accuracy results in Table 3 are ranked using the fractional ranking method.

Table 3.

Classification accuracy (%) for SVHN dataset using DNNs with different activation functions

Activation functions	DNN-3A	DNN-3B	DNN-4	DNN-5A	DNN-5B	DNN-5C	DNN-6	DNN-7	Score
ReLU	85.75	85.41	83.29	70.19	84.14	84.90	59.32	45.97	-
Swish	85.65	85.79	84.23	81.07	84.70	85.46	82.10	81.59*	7
Tanh	81.21	80.43	73.57	57.64	75.51	77.17	55.81	54.20	1
LReLU	85.67	85.34	83.25	75.06	83.96	84.96	63.14	51.92	4
PReLU	87.00*	87.33*	86.38*	84.45*	86.71*	87.11*	77.68	47.01	8
Softplus	83.46	83.01	79.01	63.98	79.95	80.10	47.31	19.59	0
ELU	84.87	84.77	81.59	78.78	82.47	83.07	77.02	71.74	3
FReLU	86.11	86.24	85.02	82.57	85.30	85.69	82.34	78.21	8
FTS	86.00	85.96	84.46	81.29	84.86	85.46	80.26	75.64	8
PFTS	86.02	86.25	85.09	82.52	85.28	85.72	83.04*	78.99	8

Note: The best result per configuration is noted with asterisk (*). The values in bold indicate the outperforming results when compared against the ReLU baseline. The ‘‘Score’’ in the last column indicates the ‘‘Baseline comparison score’’.

Table 3 shows PReLU achieves the best performance on all first five DNNs, but the performance dropped drastically in deeper networks, specifically on DNN-6 and DNN-7. This revealed the inconsistency and instability performance of PReLU particularly in the deeper models. The PFTS and Swish, on the other hand, achieve the best results on DNN-7 and DNN-6, respectively. Although PFTS does not achieve the best result in the majority of the DNNs, yet PFTS yielded better performance in terms of stability and consistency despite the network configurations. Consequently, PFTS managed to obtain the highest baseline comparison score on eight out of eight DNNs, together with the PReLU, FReLU and FTS. It is worth noting that the PFTS outperformed its predecessor, FTS in all eight network configurations, showing

remarkable robustness of the parametric strategy against the non-parametric approach. This finding confirmed the previous works of Qian et al. (2018), Sütfeld et al. (2018) and Jagtap et al. (2019), in which the parametric element in the activation function could generally improve the predictive performance of the network.

Mean Rank

By following the work of Sütfeld et al. (2018), this experiment additionally evaluates the activation functions from the perspective of the mean rank. This is to provide another insight into the performance of the activation functions across the different network configurations. Firstly, the rankings are assigned to the activation functions based on the classification accuracy per network configuration. Then, the mean rank of each activation function across all eight network configurations is computed. The ranking and the mean rank are presented in Table 4.

Table 4.

The mean rank of the activation functions across all eight network configurations

Activation functions	DNN-3A	DNN-3B	DNN-4	DNN-5A	DNN-5B	DNN-5C	DNN-6	DNN-7	Mean rank
ReLU	5	6	6	8	6	7	8	9	6.88
Swish	7	5	5	5	5	4.5	3	1	4.44
Tanh	10	10	10	10	10	10	9	6	9.38
LReLU	6	7	7	7	7	6	7	7	6.75
PReLU	1	1	1	1	1	1	5	8	2.38
Softplus	9	9	9	9	9	9	10	10	9.25
ELU	8	8	8	6	8	8	6	5	7.13
FReLU	2	3	3	2	2	3	2	3	2.50
FTS	4	4	4	4	4	4.5	4	4	4.06
PFTS	3	2	2	3	3	2	1	2	2.25

Note: The lower the mean rank value, the higher the rank. The highest mean rank is in bold.

Table 4 shows the proposed activation function, PFTS achieves the highest mean rank of 2.25. It is also

worth noting that the PFTS consistently maintains the top three rankings and outperformed the ReLU baseline across all DNNs. This shows remarkable stability and robustness despite different network configurations. Although PReLU consistently maintains the first place in the first six DNNs, the ranking dropped drastically in the last two deeper networks, achieving the mean rank of 2.38. On the other hand, ReLU baseline only obtained a mean rank of 6.88, which is ahead of ELU, Softplus and Tanh. In general, these once again signify that the parametric activation functions can significantly enhance the network performance over the non-parametric ones.

Discussion

The outcomes from the experimental results show that PFTS consistently achieves stable performance and outperforms the ReLU baseline on average. PFTS has several notable differences that fulfill the criteria of good activation function as presented in Criteria of Good Activation Function section. Firstly, it allows negative activation particularly during the forward propagation to provide additional “clues” or “hints” for a network to make sense or reasoning about the instances. Meanwhile, its derivative preserves the sparseness as in ReLU to accelerate learning. Secondly, its negative region mitigates the bias shift effect in the network layers. Assuming the input $x \sim N(0,1)$, the mean activation of PFTS and ReLU are 0.074 and 0.357, respectively. Apparently, PFTS has a mean activation that is much closer to zero as compared to ReLU. This is further improving the learning efficiency of the networks. Thirdly, PFTS increases the learning capability and facilitates the flexibility of the DNNs via parametric strategy, and therefore a different activation response can be learned for different layers. In addition to this, a greater non-linear representation capability is also endowed to the network when a parametric activation function is used. Lastly, PFTS possesses a curvature property in the activation function where ReLU does not own. This non-linear property allows the PFTS to manifest higher non-linear approximation power during the training and thereby improving the predictive performance of the networks.

CONCLUSION

In this paper, a Parametric Flatten-T Swish (PFTS) activation function is presented. This activation function uses parametric strategy to learn its activation response from the network layers based on the inputs. Unlike most of the parametric approaches where the slope segments are learned, PFTS learns the hinge point of the function without manipulating its original shape. It introduces better flexibility, stability, expressivity, robustness as well as enhances network predictive performance. The experiments compare the PFTS with other existing activation functions, where ReLU is served as the baseline method. The results reveal that PFTS consistently achieves a stable performance and outperforms ReLU baseline across eight different DNNs on image classification tasks. Specifically, PFTS yields improvement of 0.31%, 0.98%, 2.16%, 17.72%, 1.35%, 0.97%, 39.99% and 71.83% on DNN-3A, DNN-3B, DNN-4, DNN-5A, DNN-5B, DNN-5C, DNN-6 and DNN-7, respectively, as compared to ReLU baseline on SVHN image dataset. In terms of mean rank, PFTS achieves the highest mean rank of 2.55, outperforms all the other existing activation functions, making it a feasible alternative to ReLU and other existing activation functions. In future work, PFTS is enhanced by allowing the bi-directional adaptivity to allow a greater range of flexibility and expressivity. Such enhancement will be tested on several more challenging datasets using different DNN configurations.

ACKNOWLEDGMENT

The work conducted in this study was supported in part of the Geran Penyelidikan Pascasiswazah (GPPS) Vot U817 under the Office for Research, Innovation, Commercialization and Consultancy Management (ORICC) of the Universiti Tun Hussein Onn Malaysia (UTHM).

REFERENCES

Agostinelli, F., Hoffman, M., Sadowski, P., & Baldi, P. (2015). Learning activation functions to improve deep neural networks. *Workshop Track Proceedings of the 3rd International Conference on Learning Representations (ICLR)*. CoRR. <https://arxiv.org/abs/1412.6830>

- Alcantara, G. (2017). Empirical analysis of non-linear activation functions for Deep Neural Networks in classification tasks. CoRR. <https://arxiv.org/abs/1710.11272>
- Chen, J., Chen, J., Zhang, R., & Hu, X. (2019). Toward a Brain-Inspired System: Deep Recurrent Reinforcement Learning for a Simulated Self-Driving Agent. *Frontiers in neurorobotics*, 13(40) <https://doi.org/10.3389/fnbot.2019.00040>
- Chieng, H. H., Wahid, N., Ong, P., & Perla, S. R. K. (2018). Flatten-T Swish: a thresholded ReLU-Swish-like activation function for deep learning. *International Journal of Advances in Intelligent Informatics*, 4(2), 76-86. <https://doi.org/10.26555/ijain.v4i2.249>
- Ciuparu, A., Nagy-Dăbâcan, A., & Mureșan, R. C. (2019). Soft++, a multi-parametric non-saturating non-linearity that improves convergence in deep neural architectures. *Neurocomputing*, 384, 376-388. <https://doi.org/10.1016/j.neucom.2019.12.014>
- Clevert, D. A., Unterthiner, T., & Hochreiter, S. (2016). Fast and accurate deep network learning by exponential linear units (ELUs). *Proceedings of the International Conference on Learning Representations (ICLR)*, 1-15. <https://arxiv.org/abs/1511.07289>
- Glorot, X., & Bengio, Y. (2010). Understanding the difficulty of training deep feedforward neural networks. *Journal of Machine Learning Research*, 9, 249-256. <https://proceedings.mlr.press/v9/glorot10a/glorot10a.pdf>
- Hassabis, D., Kumaran, D., Summerfield, C., & Botvinick, M. (2017). Neuroscience-inspired artificial intelligence. *Neuron*, 95(2), 245-258. <https://doi.org/10.1016/j.neuron.2017.06.011>
- He, K., Zhang, X., Ren, S., & Sun, J. (2015). Delving deep into rectifiers: Surpassing human-level performance on imagenet classification. *Proceedings of the IEEE International Conference on Computer Vision*, 1026-1034. <https://doi:10.1109/ICCV.2015.123>
- Ioffe, S., & Szegedy, C. (2015). Batch Normalization: Accelerating Deep Network Training by Reducing

- Internal Covariate Shift. In *32nd International Conference on Machine Learning (ICML)*, 37, 448-456.
<https://dl.acm.org/doi/10.5555/3045118.3045167>
- Jagtap, A. D., Kawaguchi, K., Karniadakis, G. E. (2019). Adaptive activation functions accelerate convergence in deep and physics-informed neural networks. *Journal of Computational Physics*, 404, 109136. <https://doi: 10.1016/j.jcp.2019.109136>
- Jinsakul, N., Tsai, C. F., Tsai, C. E., & Wu, P. (2019). Enhancement of Deep Learning in Image Classification Performance Using Xception with the Swish Activation Function for Colorectal Polyp Preliminary Screening. *Mathematics*, 7(12), 1170. <https://doi:10.3390/MATH7121170>
- Klambauer, G., Unterthiner, T., Mayr, A., & Hochreiter, S. (2017). Self-normalizing neural networks. *Advances in Neural Information Processing Systems*, 972-981.
<https://dl.acm.org/doi/10.5555/3294771.3294864>
- Laurent, T., & Von Brecht, J. H. (2018). The multilinear structure of ReLU networks. In *35th International Conference on Machine Learning (ICML)*, 80, 2908-2916.
<http://proceedings.mlr.press/v80/laurent18b.html>
- Lin, G., & Shen, W. (2018). Research on convolutional neural network based on improved Relu piecewise activation function. *Procedia Computer Science*, 131, 977-984.
<http://doi.org/10.1016/j.procs.2018.04.239>
- Liu, Y., Zhang, J., Gao, C., Qu, J., & Ji, L. (2019). Natural-Logarithm-Rectified Activation Function in Convolutional Neural Networks. In *2019 IEEE 5th International Conference on Computer and Communications (ICCC)*, 2000-2008. <https://doi.org/10.1109/ICCC47050.2019.9064398>
- Maas, A. L., Hannun, A. Y., & Ng, A. Y. (2013). Rectifier nonlinearities improve neural network acoustic models. *Proceedings of the 30th International Conference on Machine Learning (ICML), Workshop on Deep Learning for Audio, Speech, and Language Processing*, 30(1), 3.

https://ai.stanford.edu/~amaas/papers/relu_hybrid_icml2013_final.pdf

- Mohamed, A. R., Dahl, G. E., & Hinton, G. (2011). Acoustic modeling using deep belief networks. *IEEE transactions on audio, speech, and language processing*, 20(1), 14-22. <https://doi.org/10.1109/TASL.2011.2109382>
- Nair, V., & Hinton G. E. (2010). Rectified linear units improve Restricted Boltzmann machines. *Proceedings of the 27th International Conference on Machine Learning (ICML-10)*, 807-814. <https://dl.acm.org/doi/10.5555/3104322.3104425>
- Ohn, I., & Kim, Y. (2019). Smooth function approximation by deep neural networks with general activation functions. *Entropy*, 21(7), 627. <https://doi:10.3390/e21070627>
- Pereyra, G., Tucker, G., Chorowski, J., Kaiser, L., & Hinton, G. (2017). Regularizing neural networks by penalizing confident output distributions. In *Proceedings of the 5th International Conference on Learning Representations (ICLR)*. <https://arxiv.org/abs/1701.06548>
- Qian, S., Liu, H., Liu, C., Wu, S., & Wong, H. S. (2018). Adaptive activation functions in convolutional neural networks. *Neurocomputing*, 272, 204-212. <https://doi:10.1016/j.neucom.2017.06.070>
- Qiu, S., Xu, X., & Cai, B. (2018). FReLU: Flexible Rectified Linear Units for Improving Convolutional Neural Networks, In *24th International Conference on Pattern Recognition (ICPR)*, 1223-1228. <https://doi:10.1109/ICPR.2018.8546022>
- Ramachandran, P., Zoph, B., & Le, Q. V. (2018). Searching for activation functions. *Workshop Track Proceedings of the 6th International Conference on Learning Representations (ICLR)*.
- Robbins, H., & Monro, S. (1951). A stochastic approximation method. *The Annals of Mathematical Statistics*, 22(3), 400-407. <https://doi:10.1214/aoms/1177729586>
- Scardapane, S., Comminiello, D., Hussain, A., & Uncini, A. (2017). Group sparse regularization for deep neural networks. *Neurocomputing*, 241, 81-89. <https://doi.org/10.1016/j.neucom.2017.02.029>

- Sütfield, L. R., Brieger, F., Finger, H., Füllhase, S., & Pipa, G. (2018). Adaptive blending units: Trainable activation functions for deep neural networks. <https://arxiv.org/abs/1806.10064>
- Tripathi, G. C., Rawat, M., & Rawat, K. (2019). Swish Activation Based Deep Neural Network Predistorter for RF-PA. In *IEEE Region 10 Annual International Conference (TENCON)*, 1239-1242. <https://doi:10.1109/TENCON.2019.8929500>
- Trottier, L., Gigu, P., Chaib-Draa, B. (2017). Parametric exponential linear unit for deep convolutional neural networks. *Proceedings of 16th IEEE International Conference on Machine Learning and Applications (ICMLA)*, 207-214. <https://doi:10.1109/ICMLA.2017.00038>
- Wang, L., Li, Q., & Guo, H. (2019). A Research on Deep Learning Model for Face Emotion Recognition Based on Swish Activation Function. *Journal of Image and Signal Processing*, 8(3), 110-120. <https://doi:10.12677/JISP.2019.83016>
- Yarotsky, D. (2018). Optimal approximation of continuous functions by very deep relu networks. *Proceedings of Machine Learning Research*, Vol 75, 1-11. <http://proceedings.mlr.press/v75/yarotsky18a>
- Zhou, Z. H., & Feng, J. (2017). Deep forest: towards an alternative to deep neural networks. In *Proceedings of the 26th International Joint Conference on Artificial Intelligence*, 3553-3559, AAAI Press. <https://www.ijcai.org/Proceedings/2017/497>