

---

# CompressAI: a PyTorch library and evaluation platform for end-to-end compression research

---

**Jean Bégaint**  
InterDigital AI Lab  
jean.begaint@interdigital.com

**Fabien Racapé**  
InterDigital AI Lab  
fabien.racape@interdigital.com

**Simon Feltman**  
InterDigital AI Lab  
simon.feltman@interdigital.com

**Akshay Pushparaja**  
InterDigital AI Lab  
akshay.pushparaja@interdigital.com

## Abstract

This paper presents CompressAI, a platform that provides custom operations, layers, models and tools to research, develop and evaluate end-to-end image and video compression codecs. In particular, CompressAI includes pre-trained models and evaluation tools to compare learned methods with traditional codecs. Multiple models from the state-of-the-art on learned end-to-end compression have thus been reimplemented in PyTorch and trained from scratch. We also report objective comparison results using PSNR and MS-SSIM metrics vs. bit-rate, using the Kodak image dataset as test set. Although this framework currently implements models for still-picture compression, it is intended to be soon extended to the video compression domain.

## 1 Introduction

Following the success of deep neural networks in out-performing most conventional approaches in computer vision applications, Artificial Neural Network (ANN) based codecs have recently demonstrated impressive results for compressing images [1–5].

Conventional lossy image compression methods like JPEG [6], JPEG2000 [7], HEVC [8] or AV1 [9] or VVC [10] have iteratively improved on a similar coding scheme: partition images into blocks of pixels, use transform domain to decorrelate spatial frequencies with linear transforms (*e.g.*: DCT or DWT), perform some predictions based on neighboring values, quantize the transformed coefficients, and finally encode the quantized values and the prediction side-information into a bit-stream with an efficient entropy coder (*e.g.*: CABAC [11]). On the other hand, ANN-based codecs mostly rely on learned analysis and synthesis non-linear transforms. Pixel values are mapped to a latent representation via an analysis transform, the latent is then quantized and (lossless-ly) entropy coded. Similarly, the decoder consists of an approximate inverse transform, or synthesis transform, than converts the latent representation back to the pixel domain.

By learning complex non-linear transforms based on convolutional neural networks (CNN), ANN-based codecs are able to match or outperforms conventional approaches. The training objective is to minimize the estimated length of the bitstream while keeping the distortion of the reconstructed image low, compared to the original content. The distortion can be easily measured with objective or perceptual metrics like the MSE (mean squared error) or the MS-SSIM (multi-scale structural similarity) [12]. Minimizing the bit-stream size requires to learn shared probability models between the encoder and decoder (priors) [1, 13, 2], as well as using relaxation methods [14, 15, 13, 16] to approximate the non-differentiable quantization of the latent values. The complete encoding-decoding pipeline can be trained *end-to-end* with any differentiable distortion metrics, which is especially appealing for perceptual metrics (learned or approximated) or machine-tasks related metrics (for example image segmentation/classification at very low-bitrates).

Similarly, significant progresses have been reported regarding neural networks targeting video compression [17–19]. Compressing videos is more challenging as reducing temporal redundancies requires to estimate motion information (such as optical flow) involving larger networks and multiple-stages training pipelines [17].

Promising results have been achieved with ANN-based codecs for image/video compression and further improvements can be expected as better entropy models, training setups and network architectures are discovered. As such, more research and experiments are required to improve the performances of learned codecs. However as this field is relatively new, there is a lack of tooling to facilitate researchers contributions. The CompressAI platform, presented in this document, aims to help improve this situation.

## 2 Motivation

The current deep learning ecosystem is mostly dominated by two frameworks: PyTorch [20] and TensorFlow [21]. Discussing the merits, advantages and particulars of one framework over the other is beyond the scope of this document. However, there is evidence that PyTorch has seen a major growth in the academic and industrial research circles over the last years. On the other hand, building end-to-end architectures for image and video compression from scratch in PyTorch requires a lot of re-implementation work, as PyTorch does not ship with any custom operations required for compression (such as entropy bottlenecks or entropy coding tools). These required components are also mostly absent from the current PyTorch ecosystem, whereas the TensorFlow framework has an official library for learned data compression<sup>1</sup>.

CompressAI aims to implement the most common operations needed to build deep neural network architectures for data compression in PyTorch, and to provide evaluation tools to compare learned methods with traditional codecs. CompressAI re-implements models from the state-of-the-art on learned image compression. Pre-trained weights, learned using the Vimeo-90K training dataset [22], are included for multiple bit-rate points and quality metrics, which achieve similar performances to reported numbers in the original papers. A complete research pipeline, from training to performance evaluation against other learned and conventional codecs, is made possible with CompressAI.

## 3 Design

CompressAI tries to adhere to the original design principles of PyTorch: *be pythonic, put researchers first, provide pragmatic performance and worse is better* [20]. As a PyTorch library, it also follows the code structures and conventions which can be found in widely used PyTorch libraries (such as TorchVision<sup>2</sup> or Captum<sup>3</sup>).

As a research library, CompressAI aims to follow the naming conventions introduced in the literature on learned data compression, as to ease the transition from paper to code. High level APIs to train or run inference on models do not require much prior knowledge on learned compression or deep learning. However, specific code implementations relating to the (learned) compression domain may require to be familiar with the terminologies. This facilitates adoption and ease of use for researchers.

## 4 Features

### 4.1 Building neural networks for end-to-end compression

One of the most important features of CompressAI is the ability to easily implement deep neural networks for end-to-end compression. Several domain-specific layers, operations and modules have been implemented on top of PyTorch, such as entropy models, quantization operations, color transforms.

Multiple architectures from the state-of-the-art on learned image compression [1, 23, 3] have been re-implemented in PyTorch with the domain specific modules and layers provided by CompressAI. See Table 1 for a complete list and description. With a few dozen lines of python code, a fully end-to-end network architecture can be defined as easily as any PyTorch model (cf. Appendix C for some code examples).

---

<sup>1</sup><https://github.com/tensorflow/compression/>

<sup>2</sup><https://github.com/pytorch/vision>

<sup>3</sup><https://github.com/pytorch/captum>

Model	Description
<i>bmshj2018-factorized</i>	Factorized prior [1]
<i>bmshj2018-hyperprior</i>	Hyperprior [1]
<i>mht2018-mean</i>	Hyperprior with a Gaussian mixture model [23]
<i>mht2018</i>	Joint autoregressive and hyperprior [23]
<i>cheng2020-anchor</i>	Extension from [23], residual blocks and sub-pixel deconvolution [3]
<i>cheng2020-attn</i>	Extension from <i>cheng2020-anchor</i> with attention blocks [3]

**Table 1:** Re-implemented models from the state-of-the-art on learned image compression currently available in CompressAI. Training, fine-tuning, inference and evaluation of the models listed in this table are fully supported. The rate-distortion performances reported in the original papers have been successfully reproduced from scratch (see subsection 5.1).

Metric	1	2	3	4	5	6	7	8
MSE	0.0018	0.0035	0.0067	0.0130	0.0250	0.0483	0.0932	0.1800
MS-SSIM	2.40	4.58	8.73	16.64	31.73	60.50	115.37	220.00

**Table 2:** Lambda values used for training the networks are different bit-rates (quality setting from 1 to 8), for the MSE and MS-SSIM metrics

Currently, CompressAI tools and documentation mostly focus on learned image compression and will soon add support for video compression. However, other end-to-end compression pipelines could be built using CompressAI, like the compression of 3D maps or deep features for example.

## 4.2 Model zoo

CompressAI provides pre-trained weights for multiple state-of-the-art compression networks. These models are available in a model *zoo* and can be directly downloaded from the CompressAI API. These pre-trained weights allow very near reproduction of the results from the original publications, as well as fine-tuning of models with different metrics or bootstrapping more complex models.

```
from compressai.zoo import bmshj2018_factorized

net = bmshj2018_factorized(quality=1)
net = bmshj2018_factorized(quality=3, metric='mse')
net = bmshj2018_factorized(quality=4, metric='mse', pretrained=True)
net = net.eval()
```

**Listing 1:** Example of the API to import pre-defined models for specific quality settings and metrics with or without pre-trained weights.

**Zoo API** Instantiating a model from pre-trained weights is fast and straightforward (see example 1). Internally, CompressAI leverages the PyTorch API to download and cache the serialized object models.

As is common in the PyTorch ecosystem, pre-trained models expect input batches of RGB image tensors of shape (N, 3, H, W), with N being the batch size and (H, W) the spatial dimensions of the images. The input image data range should be [0, 1], and no prior normalization is to be performed.

Due to the design of the reference models, some constraints need to be respected: H and W are expected to be at least 64 pixels long. Based on the number of strided convolutions and deconvolutions for a particular model, users might have to pad H and W of the input tensors to the adequate dimensions.

Most of the models have different behaviors for their training or evaluation modes. For example, quantization operations may be performed differently: uniform noise is usually added to the latent tensor during training, while rounding is used at the inference stage. Users can switch between modes via *model.train()* or *model.eval()*.

Metric	Loss function
MSE	$\mathcal{L} = \lambda * 255^2 * \mathcal{D}_{MSE} + \mathcal{R}$
MS-SSIM	$\mathcal{L} = \lambda * (1 - \mathcal{D}_{MS-SSIM}) + \mathcal{R}$

**Table 3:** Loss functions used for training the networks, with  $\mathcal{D}$  the distortion and  $\mathcal{R}$  the estimated bit-rate.

```
python -m compressai.utils.find_close av1 cat.png 33 --metric psnr
python -m compressai.utils.find_close hm cat.png 0.4 --metric bpp
python -m compressai.utils.find_close vtm cat.png 0.994 --metric ms-ssim
```

**Listing 2:** Finding the quality parameter to reach the closest metric value via a binary search.

**Training** Unless specified otherwise, the provided pre-trained networks were trained for 4-5M steps on  $256 \times 256$  image patches randomly extracted and cropped from the Vimeo-90K dataset [22].

Models were trained with a batch size of 16 or 32, and an initial learning rate of  $1e-4$  for approximately 1-2M steps. The learning rate is then divided by 2 whenever the evaluation loss reaches a plateau (we use a patience of 20 epochs). Training usually takes between 4 or 10 days to reach state-of-the-art performances, depending on the model architecture, the number of channels and the GPU architecture used.

The loss functions and parameters used for training are respectively reported in tables 3 and 2. The number of channels in the auto-encoder bottleneck varies depending on the targeted bit-rates. The bottleneck needs to be larger for higher bit-rates. For low bit-rates, below 0.5 bpp, the literature usually recommends using 192 channels for the entropy bottleneck, and 320 channels for higher bit-rates. CompressAI provides downloadable weights for most of the pre-defined architectures, pre-trained using either MSE or MS-SSIM [12] (multi-scale structural similarity), for multiple bit-rates (6 or 8) up to 2bpp.

### 4.3 Utilities

CompressAI ships with some command line utilities that may come in handy when developing or evaluating learned image compression codecs. The following tasks can be performed directly from the command line by calling CompressAI scripts:

- evaluating a pre-trained or user-trained model on a dataset of images
- evaluating a conventional codec on a dataset of images
- finding the right quality parameter to reach a given PSNR or bit-rate on a target image (see example in listing 2)

### 4.4 Benchmarking

This section exposes the evaluation tools implemented in CompressAI. One of the design goals was to provide simple and efficient tools for comparing end-to-end methods and traditional codecs. This allows researchers to reproduce and validate published results, but also to iterate rapidly over research ideas.

Currently, supported quality metrics are the PSNR (peak signal-to-noise ratio) and the MS-SSIM.

#### 4.4.1 Learned models

Rate-distortion performances of learned models can be measured for each of the included models in CompressAI, see Table 1 for an exhaustive list of the re-implemented models.

#### 4.4.2 Traditional codecs

To facilitate the comparison with traditional codecs, CompressAI includes a simple python API and command line interface. The most common image and video codecs are supported, the complete list of supported codecs and their respective implementations can be found in Table 4.

Default parameters have been chosen to provide fair and comparable results between conventional codecs and learned ones.

Codec	Implementation	URL
JPEG [6]	libjpeg	<a href="http://ijg.org/">http://ijg.org/</a>
JPEG2000 [7]	openjpeg	<a href="http://www.openjpeg.org/">http://www.openjpeg.org/</a>
WebP [24]	libwebp	<a href="https://chromium.googlesource.com/webm/libwebp">https://chromium.googlesource.com/webm/libwebp</a>
BPG [25]	libbpg	<a href="https://bellard.org/bpg">https://bellard.org/bpg</a>
HEVC [8]	HM	<a href="https://hevc.hhi.fraunhofer.de">https://hevc.hhi.fraunhofer.de</a>
AV1 [9]	AOM	<a href="https://aomedia.googlesource.com/aom/">https://aomedia.googlesource.com/aom/</a>
VVC [10, 26]	VTM	<a href="https://vcgit.hhi.fraunhofer.de/jvet/VVCSoftware_VTM">https://vcgit.hhi.fraunhofer.de/jvet/VVCSoftware_VTM</a>

**Table 4:** Supported codecs for benchmarking by CompressAI.

At this time, runtime comparisons between traditional methods and ANN-based methods cannot be reported in an accurate and fair manner. Measuring the inference efficiency of an ANN-based codec is an active research topic <sup>4</sup>. Neural networks are effectively designed to run on massively parallel architectures whereas traditional codecs are typically designed to run on a single CPU core.

**Note:** CompressAI does not ship the binaries of the above traditional codecs but rather provides a common Python interface over the executables, with the exceptions of JPEG and WebP which are linked by default using the Python Pillow Image library.

## 5 Evaluation

### 5.1 Comparison with originally published results

This section exposes the equivalence between the results produced using CompressAI by retraining state-of-the-art methods from scratch using Vimeo-90K as training set, and the originally published results.

The following models have been re-implemented in CompressAI:

- factorized-prior and hyperprior models from Ballé *et al.* [1],
- hyperprior with non-zero Gaussian means and auto-regressive models from Minnen *et al.* [23].
- anchor and self-attention models joint hyperprior models from Cheng *et al.* [3].

The pre-trained weights, optimized for the MSE (Mean-Square-Error) metric, can be directly accessed from the CompressAI API. Pre-trained weights optimized for the MS-SSIM metric are also being added.

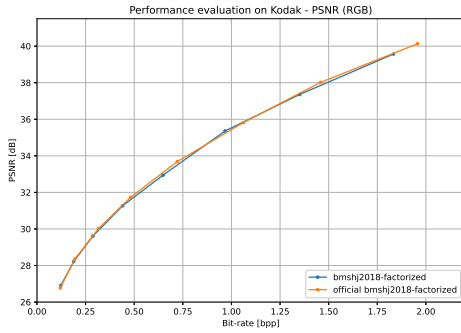
The following graphs in Figure 1, which report the average performance on the Kodak dataset [27], show that similar results have been reproduced to those reported in the original publications. Note that these are actual bit-rates counted on the produced bit-streams, not the estimated entropy values provided by the networks. The full encoding/decoding pipeline is implemented within CompressAI. However, due to floating point operations (at the auto-encoder network and probability estimation levels), reproducibility across different systems or platforms is not yet achieved. Some publications on the subject have already proposed solutions (*e.g.*: integer models in [1]), and will be considered in a future version.

### 5.2 Learned codecs versus traditional video codecs

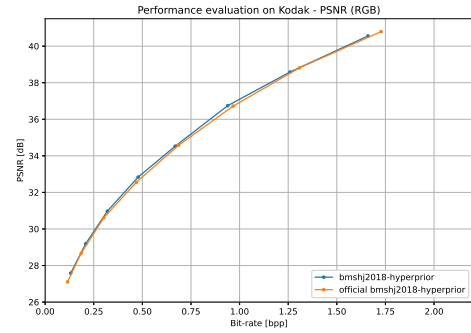
In this section, we provide a brief objective comparison between learned codecs and traditional methods. Pre-trained models provided with CompressAI are compared with HEVC (HM version 16.20), VVC (VTM version 9.1) [26] and AV1 (version 2.0). HEVC, VVC and AV1 are configured following their default intra mode configuration and with 8-bit YCbCr 4:4:4 inputs/outputs.

As can be seen in Figure 2, recent works on learned image compression [23, 3, 1] compare favorably with already published standards such as H.265/HEVC and AV1. The most performing methods are competitive with the latest ITU/ISO codec H.266/VVC in PSNR at low bit-rates. However, learned compression frameworks can be directly optimized for complex objective metrics as long as the metric is differentiable

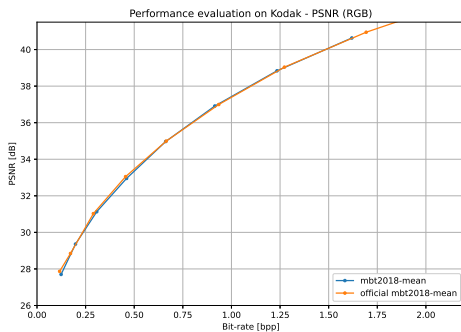
<sup>4</sup><http://www.compression.cc/>



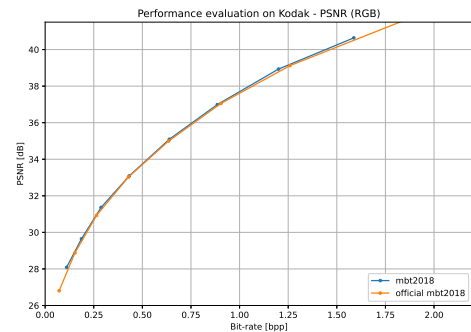
(a) Factorized prior model [1]



(b) Hyperprior model [1]



(c) Hyperprior model with non-zero mean gaussian [23]



(d) Joint model [23]

**Figure 1:** Performance comparison between models included in CompressAI and results from the original publications. The performance is measured in terms of PSNR (RGB) vs. bit-rate on the Kodak dataset. In each case, the blue curve corresponds to the results obtained with CompressAI and the orange curve corresponds to the original results reported by the authors. Note that these results have been obtained using a different training dataset and implementation, highlighting the feasibility of training custom learned codecs.

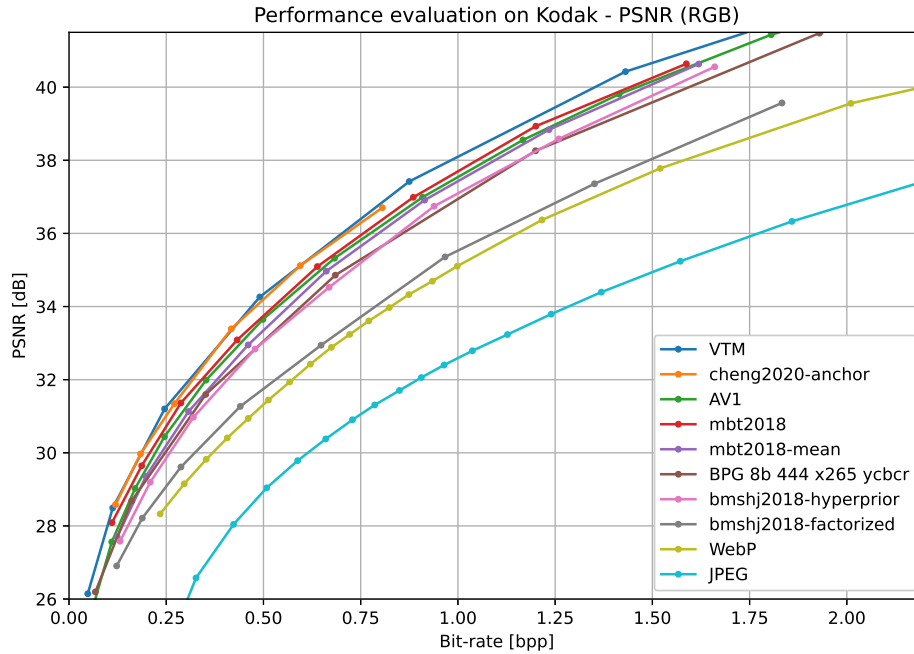
or has a differentiable approximation. This constitutes a major asset compared to traditional hybrid codecs where it is difficult to define good strategies for block-based encoder decisions. CompressAI will soon support different metrics for training and evaluation. See Appendix A for more results with the MS-SSIM metric.

Besides, learned image and video compression codecs have only started to achieve competitive results these last 5 years. Considering the success of learned methods in other image processing and computer visions domains, significant improvements in compression performance and inference speed can be expected as more research will be performed on the subject.

### 5.3 Adoption

The first public version of CompressAI was released on GitHub in early June 2020. Since then, we have already noticed adoption from both the industrial and academic research communities. Multiple MPEG contributions in the Deep Neural Network for Video Coding (DNNVC) and Video Coding for Machine (VCM) working groups<sup>5</sup> were based on CompressAI. Several academic research groups have also started using CompressAI for their research.

<sup>5</sup><http://wg11.sc29.org/>



**Figure 2:** Traditional and learned image codecs compared on the Kodak dataset [27]. The PSNR is computed over the RGB channels and aggregated over the whole dataset. See Figure 3 in Appendix A for larger rate-distortion curves and a larger set of compression methods.

## 6 Conclusion and future work

CompressAI currently implements networks for still picture coding and provides pre-trained weights and tools to compare state-of-the-art models with traditional image codecs. It reproduces results from the literature and allows researchers, developers and enthusiasts to train and evaluate their own neural-network-based codec.

Several extensions to CompressAI are planned. In the next releases, CompressAI will include additional models from the literature on learned image compression, and more pre-trained weights for perceptual metrics (*e.g.*: MS-SSIM [12]). One critical extension is to add support for video compression. Evaluation for low-delay and random-access video coding with traditional codecs, and end-to-end networks with compressible motion information modules will be introduced in the next releases. A better compatibility with TorchScript and ONNX is also being considered.

The platform is made available to the research and open-source communities under the Apache 2.0 license. We plan to continue supporting and extending CompressAI openly on GitHub, and we welcome feedback, questions and contributions.

## 7 Acknowledgements

The authors would like to thank Chamain Hewa Gamage for thoughtful discussions and valuable comments on CompressAI. The authors would also like to thank the authors of the TensorFlow Compression library<sup>6</sup> for open-sourcing their code.

<sup>6</sup><https://github.com/tensorflow/compression/>

## References

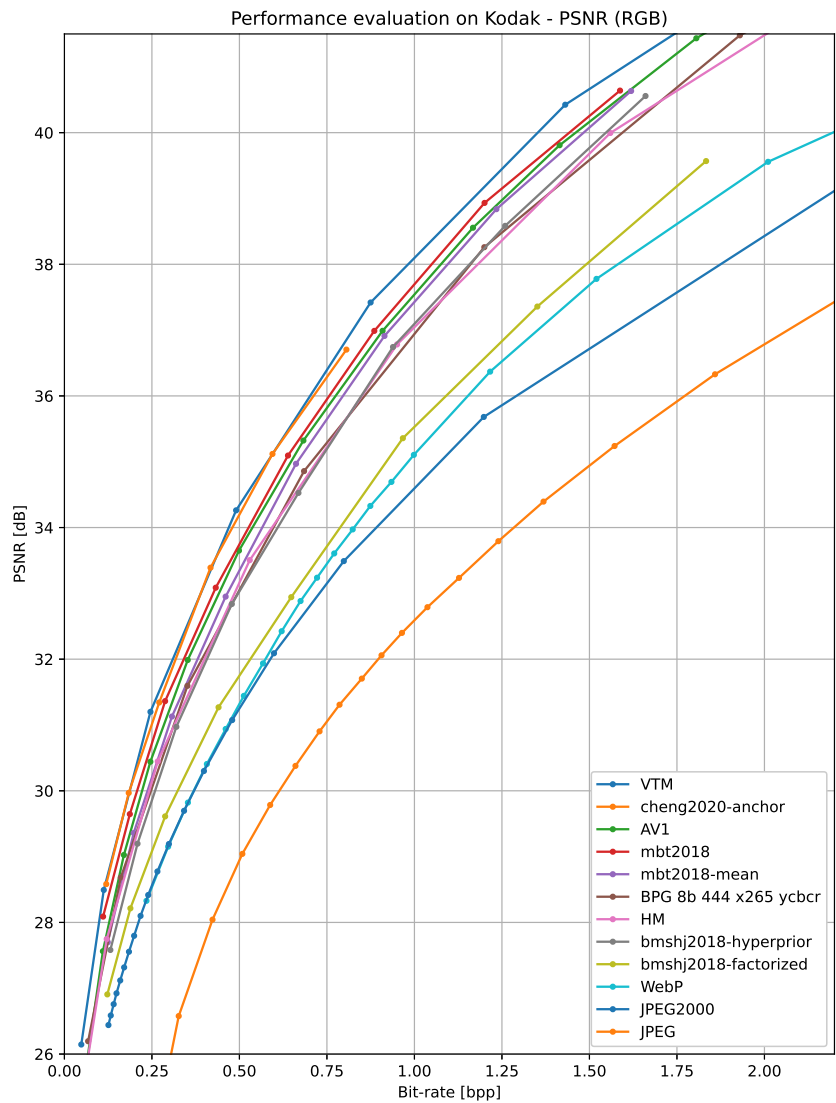
- [1] Johannes Ballé, David Minnen, Saurabh Singh, Sung Jin Hwang, and Nick Johnston. Variational image compression with a scale hyperprior. In *International Conference on Learning Representations*, 2018.
- [2] David Minnen and Saurabh Singh. Channel-wise autoregressive entropy models for learned image compression. In *2020 IEEE International Conference on Image Processing (ICIP)*, pages 3339–3343. IEEE, 2020.
- [3] Zhengxue Cheng, Heming Sun, Masaru Takeuchi, and Jiro Katto. Learned image compression with discretized gaussian mixture likelihoods and attention modules. In *Proceedings of the IEEE/CVF Conference on Computer Vision and Pattern Recognition*, pages 7939–7948, 2020.
- [4] Jan Klopp, Yu-Chiang Frank Wang, Shao-Yi Chien, and Liang-Gee Chen. Learning a code-space predictor by exploiting intra-image-dependencies. In *BMVC*, page 124, 2018.
- [5] Fabian Mentzer, George Toderici, Michael Tschannen, and Eirikur Agustsson. High-Fidelity Generative Image Compression. *arXiv:2006.09965 [cs, eess]*, June 2020. arXiv: 2006.09965.
- [6] Gregory K Wallace. The jpeg still picture compression standard. *IEEE transactions on consumer electronics*, 38(1):xviii–xxiv, 1992.
- [7] Athanassios Skodras, Charilaos Christopoulos, and Touradj Ebrahimi. The jpeg 2000 still image compression standard. *IEEE Signal processing magazine*, 18(5):36–58, 2001.
- [8] Gary J Sullivan, Jens-Rainer Ohm, Woo-Jin Han, and Thomas Wiegand. Overview of the high efficiency video coding (hevc) standard. *IEEE Transactions on circuits and systems for video technology*, 22(12):1649–1668, 2012.
- [9] Yue Chen, Debargha Murherjee, Jingning Han, Adrian Grange, Yaowu Xu, Zoe Liu, Sarah Parker, Cheng Chen, Hui Su, Urvang Joshi, et al. An overview of core coding tools in the av1 video codec. In *2018 Picture Coding Symposium (PCS)*, pages 41–45. IEEE, 2018.
- [10] Benjamin Bross, Jianle Chen, Shan Liu, and Ye-Kui Wang. JVET-S2001 Versatile Video Coding (Draft 10). In *Joint Video Exploration Team (JVET) of ITU-T SG 16 WP 3 and ISO/IEC JTC 1/SC 29/WG 11*, October 2020.
- [11] Detlev Marpe, Heiko Schwarz, and Thomas Wiegand. Context-based adaptive binary arithmetic coding in the h. 264/avc video compression standard. *IEEE Transactions on circuits and systems for video technology*, 13(7):620–636, 2003.
- [12] Zhou Wang, Eero P Simoncelli, and Alan C Bovik. Multiscale structural similarity for image quality assessment. In *The Thirty-Seventh Asilomar Conference on Signals, Systems & Computers, 2003*, volume 2, pages 1398–1402. Ieee, 2003.
- [13] Johannes Ballé, Valero Laparra, and Eero Simoncelli. End-to-end optimized image compression. In *5th International Conference on Learning Representations, ICLR 2017*, 2017.
- [14] Eirikur Agustsson and Lucas Theis. Universally Quantized Neural Compression. *arXiv:2006.09952 [cs, math, stat]*, June 2020. arXiv: 2006.09952.
- [15] Lucas Theis, Wenzhe Shi, Andrew Cunningham, and Ferenc Huszár. Lossy Image Compression with Compressive Autoencoders. *arXiv:1703.00395 [cs, stat]*, March 2017. arXiv: 1703.00395.
- [16] Thierry Dumas, Aline Roumy, and Christine Guillemot. Autoencoder Based Image Compression: Can the Learning be Quantization Independent? In *2018 IEEE International Conference on Acoustics, Speech and Signal Processing (ICASSP)*, pages 1188–1192, Calgary, AB, April 2018. IEEE.
- [17] Abdelaziz Djelouah, Joaquim Campos, Simone Schaub-Meyer, and Christopher Schroers. Neural inter-frame compression for video coding. In *Proceedings of the IEEE International Conference on Computer Vision*, pages 6421–6429, 2019.



- [18] Amirhossein Habibiyan, Ties Van Rozendaal, Jakub Tomczak, and Taco Cohen. Video Compression With Rate-Distortion Autoencoders. In *2019 IEEE/CVF International Conference on Computer Vision (ICCV)*, pages 7032–7041, Seoul, Korea (South), 2019. IEEE.
- [19] Eirikur Agustsson, David Minnen, Nick Johnston, Johannes Balle, Sung Jin Hwang, and George Toderici. Scale-space flow for end-to-end optimized video compression. In *Proceedings of the IEEE/CVF Conference on Computer Vision and Pattern Recognition*, pages 8503–8512, 2020.
- [20] Adam Paszke, Sam Gross, Francisco Massa, Adam Lerer, James Bradbury, Gregory Chanan, Trevor Killeen, Zeming Lin, Natalia Gimelshein, Luca Antiga, Alban Desmaison, Andreas Kopf, Edward Yang, Zachary DeVito, Martin Raison, Alykhan Tejani, Sasank Chilamkurthy, Benoit Steiner, Lu Fang, Junjie Bai, and Soumith Chintala. Pytorch: An imperative style, high-performance deep learning library. In H. Wallach, H. Larochelle, A. Beygelzimer, F. d'Alché-Buc, E. Fox, and R. Garnett, editors, *Advances in Neural Information Processing Systems 32*, pages 8026–8037. Curran Associates, Inc., 2019.
- [21] Martín Abadi, Paul Barham, Jianmin Chen, Zhifeng Chen, Andy Davis, Jeffrey Dean, Matthieu Devin, Sanjay Ghemawat, Geoffrey Irving, Michael Isard, et al. Tensorflow: A system for large-scale machine learning. In *12th {USENIX} symposium on operating systems design and implementation ({OSDI} 16)*, pages 265–283, 2016.
- [22] Tianfan Xue, Baian Chen, Jiajun Wu, Donglai Wei, and William T Freeman. Video enhancement with task-oriented flow. *International Journal of Computer Vision (IJCV)*, 127(8):1106–1125, 2019.
- [23] David Minnen, Johannes Ballé, and George D Toderici. Joint autoregressive and hierarchical priors for learned image compression. In *Advances in Neural Information Processing Systems*, pages 10771–10780, 2018.
- [24] The WebP team. WebP a new image format for the web. <https://developers.google.com/speed/webp/>.
- [25] Fabrice Bellard. BPG image format. <https://bellard.org/bpg/>.
- [26] Question 6 of ITU-T Study Group 16) ITU-T Video Coding Experts Group (VCEG and Working Group 11 of Subcommittee 29 of ISO/IEC Joint Technical Committee 1) the ISO/IEC Moving Picture Experts Group (MPEG. VTM: Versatile video codec (vvc) test model. [https://vcgit.hhi.fraunhofer.de/jvet/VVCSoftware\\_VTM](https://vcgit.hhi.fraunhofer.de/jvet/VVCSoftware_VTM).
- [27] Eastman Kodak. Kodak Lossless True Color Image Suite (PhotoCD PCD0992).
- [28] CLIC: Challenge on learned image compression. <http://compression.cc>.

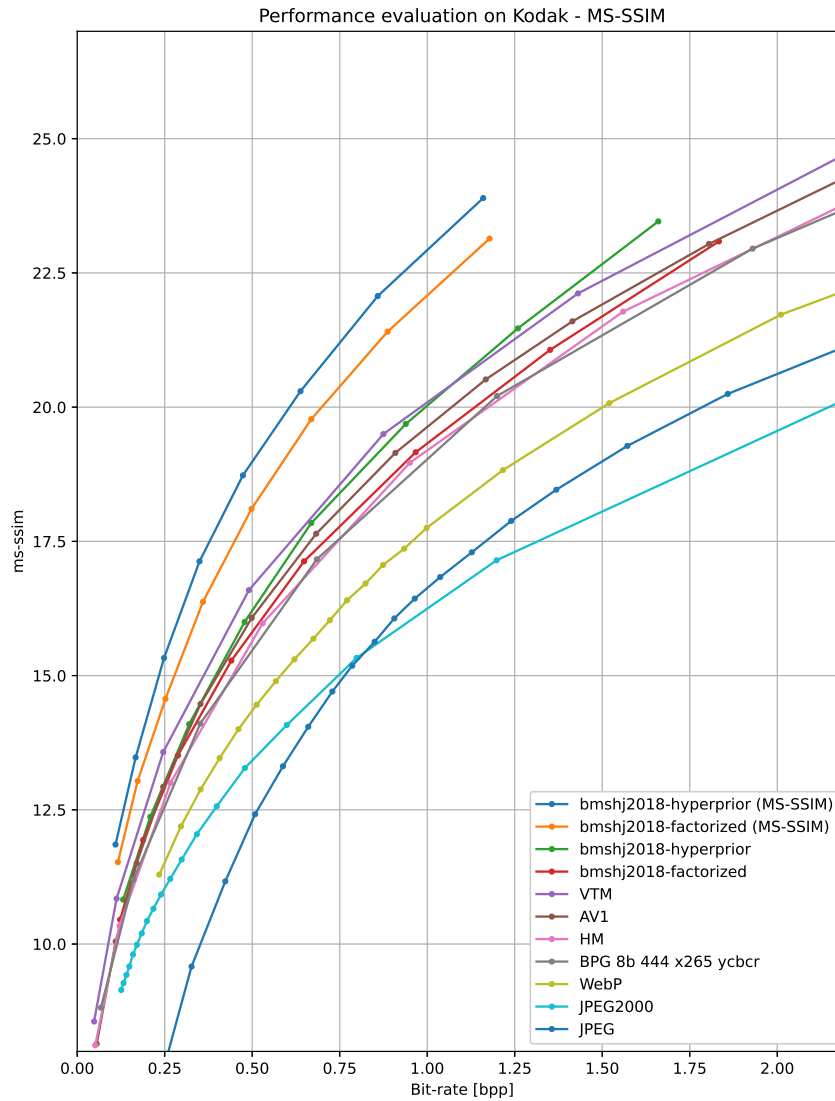
## A Rate-distortion curves

### A.1 PSNR on Kodak



**Figure 3:** Rate-distortion curves for PSNR measured on the Kodak dataset [27]. JPEG, JPEG 2000 and WebP are largely outperformed by all the learned methods. More recent codecs like HEVC/BPG, AV1 and VVC are also challenged by hyperprior-based methods [1, 23, 3], which can reach similar or better performances.

## A.2 MS-SSIM on Kodak



**Figure 4:** Rate-distortion curves for MS-SSIM measured on the Kodak dataset [27]. Hyperprior and factorized models from [1] are fine-tuned with the MS-SSIM metric. Learned methods significantly outperform traditional methods, even when trained using the MSE performances are competitive or better.

### A.3 PSNR on CLIC Mobile (2020)

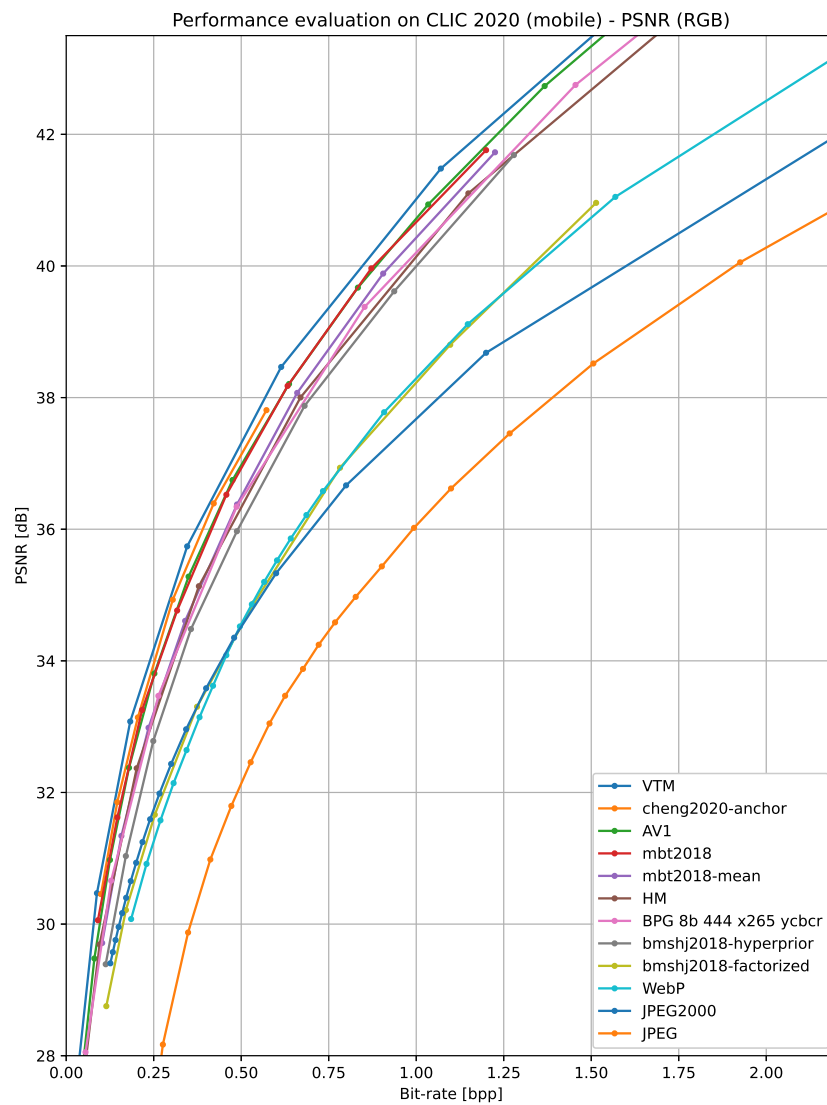


Figure 5: Rate-distortion curves for PSNR measured on the CLIC Mobile dataset[28].

#### A.4 MS-SSIM on CLIC Mobile (2020)

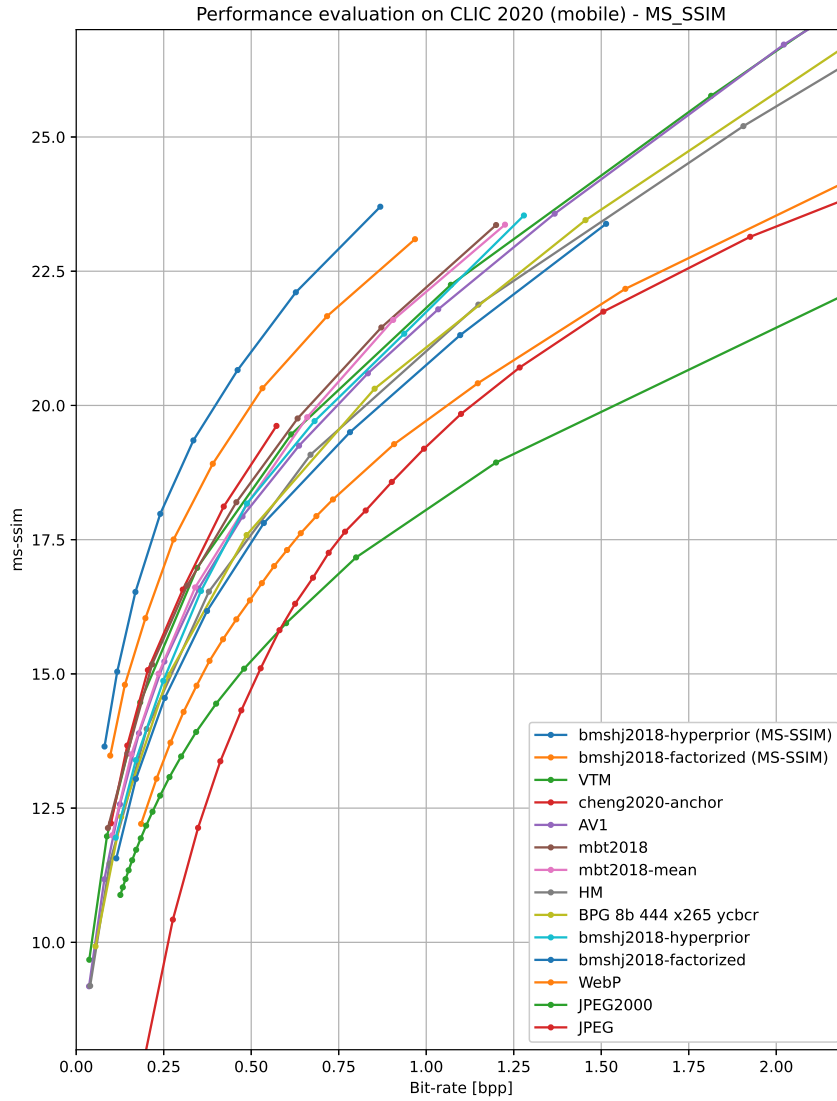


Figure 6: Rate-distortion curves for MS-SSIM measured on the CLIC Mobile dataset[28].

## A.5 PSNR on CLIC Pro (2020)

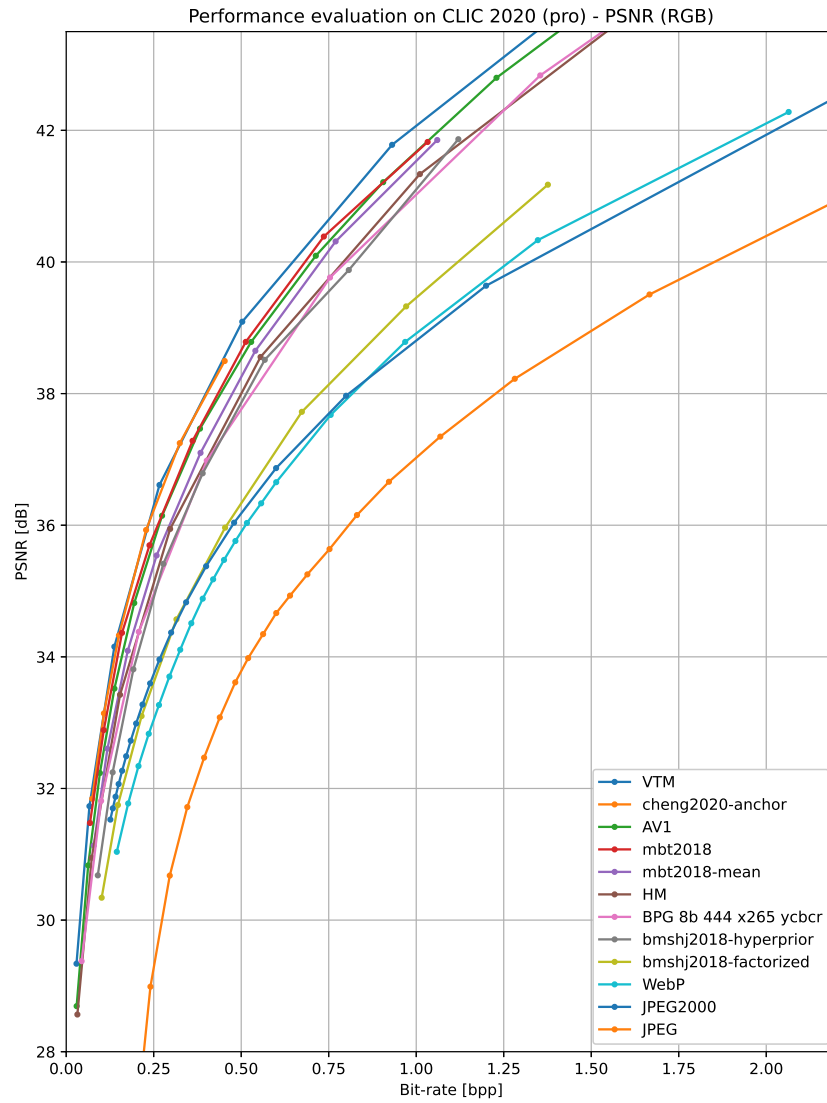
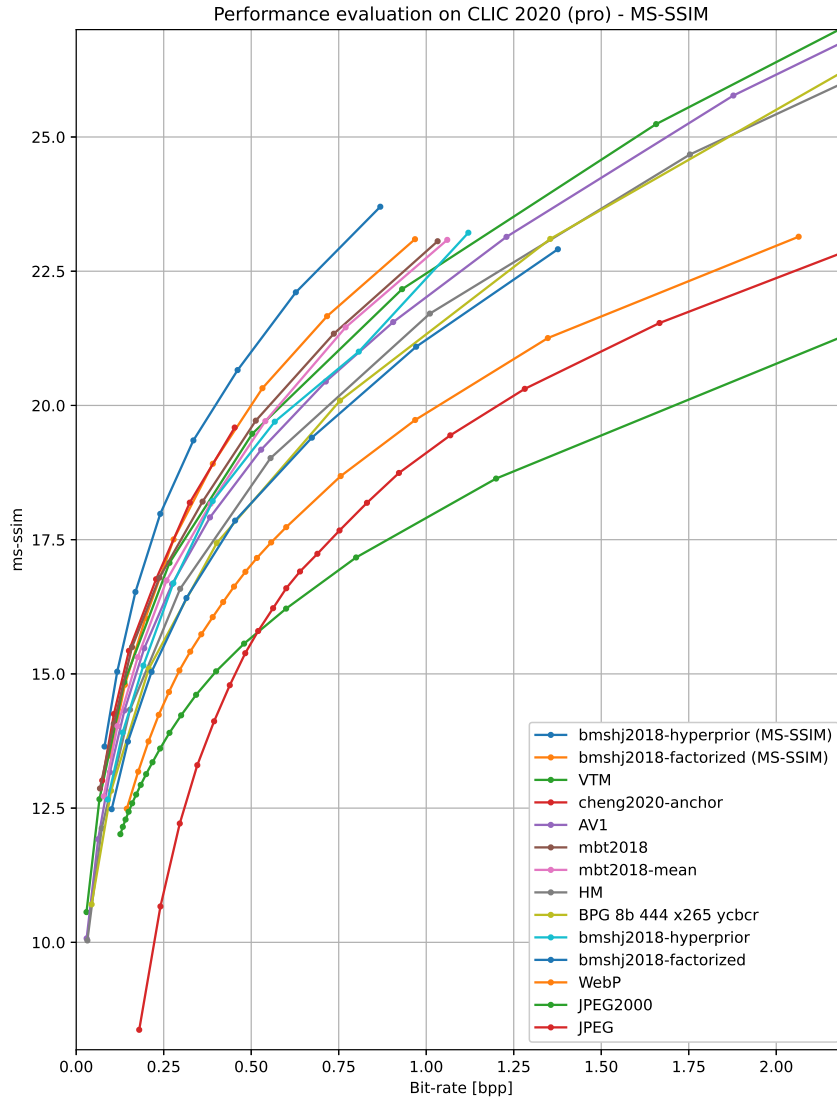


Figure 7: Rate-distortion curves for PSNR measured on the CLIC Pro dataset[28].


## A.6 MS-SSIM on CLIC Pro (2020)



**Figure 8:** Rate-distortion curves for MS-SSIM measured on the CLIC PRO dataset[28].

## B Example Images

### B.1 Kodak 15



**Figure 9:** Visual comparison at similar bit-rates for the Kodak 15 image (models trained with the mean square error loss).



## B.2 Kodak 20



(a) Original



(b) VVC (0.1099 bpp)



(c) cheng2020 anchor (0.1026 bpp)



(d) mbt2018 (0.1018 bpp)




(e) BPG (0.1154 bpp)



(f) bmsbj2018-hyperprior (0.1347 bpp)

**Figure 10:** Visual comparison at similar bit-rates for the Kodak 20 image (models trained with the mean square error loss).

### B.3 Saint Malo



**Figure 11:** Visual comparison at similar bit-rates for the *Saint Malo* image (models trained with the mean square error loss).

## C Code examples

To demonstrate the simplicity of the approach, we include a sample code to build a simple auto encoder network in Listing 3.

The code runs with Python 3.6+, PyTorch 1.5+, Torchvision 0.5 and CompressAI 1.0+. This example model is similar to the fully factorized model presented in [13], which is a fully convolutional network with an entropy bottleneck [13], and can be replicated in a few dozens line of codes.

Note that this does not include the code to actually train the network. We provide an example training code in the examples folder on the CompressAI GitHub repository<sup>7</sup>. The full training code is around 300 lines of code, with additional features such as logging and models check-pointing.

```
1 import torch.nn as nn
2
3 from compressai.entropy_models import EntropyBottleneck
4 from compressai.layers import GDN
5
6 class Network(nn.Module):
7     def __init__(self, N=128):
8         super().__init__()
9         self.encode = nn.Sequential(
10             nn.Conv2d(3, N, stride=2, kernel_size=5, padding=2),
11             GDN(N),
12             nn.Conv2d(N, N, stride=2, kernel_size=5, padding=2),
13             GDN(N),
14             nn.Conv2d(N, N, stride=2, kernel_size=5, padding=2),
15         )
16
17         self.decode = nn.Sequential(
18             nn.ConvTranspose2d(N, N, kernel_size=5, padding=2, output_padding=1, stride=2),
19             GDN(N, inverse=True),
20             nn.ConvTranspose2d(N, N, kernel_size=5, padding=2, output_padding=1, stride=2),
21             GDN(N, inverse=True),
22             nn.ConvTranspose2d(N, 3, kernel_size=5, padding=2, output_padding=1, stride=2)
23         )
24
25     def forward(self, x):
26         y = self.encode(x)
27         y_hat, y_likelihoods = self.entropy_bottleneck(y)
28         x_hat = self.decode(y_hat)
29         return x_hat, y_likelihoods
```

**Listing 3:** Example compression network based on the model introduced in [13]. More examples are provided in the CompressAI Github repository and the online documentation. The code re-implementing the state-of-the-art models included in CompressAI is also fully available on our repository.

---

<sup>7</sup><https://github.com/InterDigitalInc/CompressAI/blob/master/examples/train.py>