

# Using Five Cards to Encode Each Integer in $\mathbb{Z}/6\mathbb{Z}$

Suthee Ruangwises<sup>\*1</sup>

<sup>1</sup>Department of Mathematical and Computing Science, Tokyo Institute of Technology, Tokyo, Japan

## Abstract

Research in secure multi-party computation using a deck of playing cards, often called card-based cryptography, dates back to 1989 when den Boer introduced the “five-card trick” to compute the logical AND function. Since then, many protocols to compute different functions have been developed. In this paper, we propose a new encoding scheme using five cards to encode each integer in  $\mathbb{Z}/6\mathbb{Z}$ . Using this encoding scheme, we develop protocols that can copy a commitment with 13 cards, add two integers with 10 cards, and multiply two integers with 16 cards. All of our protocols are the optimal ones among the currently known protocols in terms of the required number of cards. Our encoding scheme can also be generalized to encode integers in  $\mathbb{Z}/n\mathbb{Z}$  for other values of  $n$  as well.








**Keywords:** card-based cryptography, secure multi-party computation, function, congruent class

## 1 Introduction

Secure multi-party computation involves situations where multiple parties want to compare their secret information without revealing it. It is one of the most actively studied areas in cryptography. We focus on developing secure multi-party computation protocols using a deck of playing cards, often called *card-based cryptography*. The benefit of these card-based protocols is that they provide simple solutions to real-world situations using only a portable deck of cards that can be found in everyday life without requiring computers. Moreover, these straightforward protocols also have great didactic values since they are easy to understand and verify the correctness and security, even for non-experts in cryptography.


### 1.1 Protocols of Boolean Functions

Research in card-based cryptography dates back to 1989 when den Boer [3] proposed a protocol called the *five-card trick* to compute the logical AND function on two players’ bits  $a$  and  $b$ .



The five-card trick protocol uses three identical s and two identical s, with all cards having an identical back side. We use a *commitment*  to encode 0, and a commitment  to encode 1. First, each player is given one  and one , and another  is put

---

<sup>\*</sup>ruangwises@gmail.com

face-down on a table. The first player places his commitment of  $a$  face-down to the left of the  on the table, while the second player places his commitment of  $b$  face-down to the right of it. Then, we swap the two cards in the commitment of  $b$ , resulting in the following four possible sequences.

$$\begin{aligned}
(a, b) = (0, 0) : & \quad \img alt="clubsuit" data-bbox="435 191 455 211"/> \img alt="heart" data-bbox="460 191 480 211"/> \img alt="clubsuit" data-bbox="485 191 505 211"/> \img alt="clubsuit" data-bbox="510 191 530 211"/> \img alt="heart" data-bbox="535 191 555 211"/> \Rightarrow \img alt="clubsuit" data-bbox="605 191 625 211"/> \img alt="heart" data-bbox="630 191 650 211"/> \img alt="clubsuit" data-bbox="655 191 675 211"/> \img alt="heart" data-bbox="680 191 700 211"/> \img alt="clubsuit" data-bbox="705 191 725 211"/> \\
(a, b) = (0, 1) : & \quad \img alt="clubsuit" data-bbox="435 225 455 245"/> \img alt="heart" data-bbox="460 225 480 245"/> \img alt="clubsuit" data-bbox="485 225 505 245"/> \img alt="heart" data-bbox="510 225 530 245"/> \img alt="clubsuit" data-bbox="535 225 555 245"/> \Rightarrow \img alt="clubsuit" data-bbox="605 225 625 245"/> \img alt="heart" data-bbox="630 225 650 245"/> \img alt="clubsuit" data-bbox="655 225 675 245"/> \img alt="clubsuit" data-bbox="680 225 700 245"/> \img alt="heart" data-bbox="705 225 725 245"/> \\
(a, b) = (1, 0) : & \quad \img alt="heart" data-bbox="435 255 455 275"/> \img alt="clubsuit" data-bbox="460 255 480 275"/> \img alt="clubsuit" data-bbox="485 255 505 275"/> \img alt="clubsuit" data-bbox="510 255 530 275"/> \img alt="heart" data-bbox="535 255 555 275"/> \Rightarrow \img alt="heart" data-bbox="605 255 625 275"/> \img alt="clubsuit" data-bbox="630 255 650 275"/> \img alt="clubsuit" data-bbox="655 255 675 275"/> \img alt="heart" data-bbox="680 255 700 275"/> \img alt="clubsuit" data-bbox="705 255 725 275"/> \\
(a, b) = (1, 1) : & \quad \img alt="heart" data-bbox="435 285 455 305"/> \img alt="clubsuit" data-bbox="460 285 480 305"/> \img alt="clubsuit" data-bbox="485 285 505 305"/> \img alt="heart" data-bbox="510 285 530 305"/> \img alt="clubsuit" data-bbox="535 285 555 305"/> \Rightarrow \img alt="heart" data-bbox="605 285 625 305"/> \img alt="clubsuit" data-bbox="630 285 650 305"/> \img alt="clubsuit" data-bbox="655 285 675 305"/> \img alt="clubsuit" data-bbox="680 285 700 305"/> \img alt="heart" data-bbox="705 285 725 305"/>
\end{aligned}$$

Among all cases, there are only two possible sequences in a cyclic rotation of the deck:  and , with the latter occurring if and only if  $a = b = 1$ . We can hide the initial position of the cards by making a *random cut* to shuffle the sequence into a uniformly random cyclic permutation, i.e. a permutation uniformly chosen at random from  $\{\text{id}, \pi, \pi^2, \pi^3, \pi^4\}$  where  $\pi = (1\ 2\ 3\ 4\ 5)$ , before turning all cards face-up. Hence, we can determine whether  $a \wedge b = 1$  by looking at the sequence without leaking any other information.

Since the introduction of the five-card trick, several other protocols to compute the AND function have been developed. These subsequent protocols [1, 2, 4, 5, 7, 8, 10, 13, 18] either reduced the number of required cards or improved properties of the protocol involving output format, type of shuffles, running time, etc.

Apart from the AND protocol, protocols to compute other Boolean functions have also been developed, such as the logical XOR protocol [2, 8, 9], the copy protocol [8] (creating copies of a commitment), the voting protocol [6] (adding bits and storing the sum in binary representation), the *majority function* protocol [12] (deciding whether there are more 1s than 0s in the inputs), and the *equality function* protocol [14, 16] (deciding whether all inputs are equal).

Nishida et al. [11] proved that any  $n$ -variable Boolean function can be computed with  $2n + 6$  cards, and any such function that is symmetric can be computed with  $2n + 2$  cards.

## 1.2 Protocols of Non-Boolean Functions

While most of the developed protocols aimed to compute Booleans functions, a few results also focused on computing functions in  $\mathbb{Z}/n\mathbb{Z}$  for  $n > 2$ . Shinagawa et al. [17] used a regular  $n$ -gon card to encode each integer in  $\mathbb{Z}/n\mathbb{Z}$  and proposed a copy protocol and an addition protocol for integers in  $\mathbb{Z}/n\mathbb{Z}$ . They also showed a direct conversion of their encoding scheme to the one using regular cards. In another result, Shinagawa and Mizuki [15] developed a protocol to multiply two integers in  $\mathbb{Z}/3\mathbb{Z}$  using triangle cards. Their idea can be generalized to multiply integers in  $\mathbb{Z}/n\mathbb{Z}$  using regular cards as well.

Another way to compute functions on  $\mathbb{Z}/n\mathbb{Z}$  is to convert each integer in  $\mathbb{Z}/n\mathbb{Z}$  into its binary representation and encode each digit with two cards, resulting in the total of  $2\lceil \lg n \rceil$  cards, and then apply the protocol of Nishida et al. [11] to compute these functions.

Encoding Scheme	Number of required cards		
	Copy	Addition	Multiplication
Nishida et al. [11]	18	12	42
Shinagawa et al. [17]	14	22	22
<b>Our scheme (§5)</b>	13	10	16

Table 1: The number of required cards for copy, addition, and multiplication protocols in  $\mathbb{Z}/6\mathbb{Z}$  using each encoding scheme

		Column					
		0	1	2	3	4	5
Row	0	?	?	?	?	?	?
	1	?	?	?	?	?	?
	2	?	?	?	?	?	?
	3	?	?	?	?	?	?

Figure 1: An example of a  $4 \times 6$  matrix

### 1.3 Our Contribution

In this paper, we propose a new encoding scheme for integers in  $\mathbb{Z}/6\mathbb{Z}$ , using a five-card commitment to encode each integer. Using this encoding scheme, we develop protocols that can copy a commitment with 13 cards, add two integers with 10 cards, and multiply two integers with 16 cards. These three protocols are the essential ones that enable us to compute any function  $f : (\mathbb{Z}/6\mathbb{Z})^k \rightarrow \mathbb{Z}/6\mathbb{Z}$ . All of these three protocols are the optimal ones among the currently known protocols in terms of the required number of cards (see Table 1).

Our encoding scheme can also be generalized to other congruent classes, including  $\mathbb{Z}/12\mathbb{Z}$  where our protocols are the optimal ones as well.

## 2 Preliminaries

For  $0 \leq a < n$ , define  $E_n(a)$  to be a sequence of consecutive  $n$  cards, with all of them being  $\heartsuit$  except the  $(a+1)$ -th card from the left being  $\clubsuit$ , e.g.  $E_2(0)$  is  $\clubsuit\heartsuit$  and  $E_4(2)$  is  $\heartsuit\heartsuit\clubsuit\heartsuit$ . Unless stated otherwise, the cards in  $E_n(a)$  are arranged horizontally as defined above. However, in some situations we will arrange the cards vertically, with the leftmost card becoming the topmost card and the rightmost card becoming the bottommost card.

We construct an  $m \times n$  matrix of face-down cards. Let Row  $i$  ( $0 \leq i < m$ ) denote the  $(i+1)$ -th topmost row, and Column  $j$  ( $0 \leq j < n$ ) denote the  $(j+1)$ -th leftmost column.

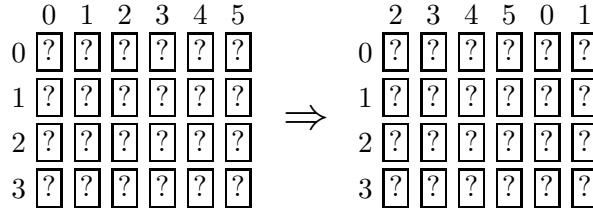


Figure 2: An example of a pile-shifting shuffle on a  $4 \times 6$  matrix with  $r = 4$

### 2.1 Pile-Shifting Shuffle

In a *pile-shifting shuffle* on an  $m \times n$  matrix, we rearrange the columns of the matrix by a random cyclic permutation, i.e. move each Column  $\ell$  to Column  $\ell + r$  for a uniformly random  $r \in \mathbb{Z}/n\mathbb{Z}$  (where the indices are taken modulo  $n$ ). This operation was introduced by Shinagawa et al. [17].

One can perform the pile-shifting shuffle in real world by putting the cards in each column into an envelope and then applying a *Hindu cut*, a basic shuffle commonly used in card games [19], on the sequence of envelopes.

## 3 Encoding Scheme of Shinagawa et al.

Shinagawa et al. [17] proposed an encoding scheme that uses a regular  $n$ -gon card to encode each integer in  $\mathbb{Z}/n\mathbb{Z}$ . They also showed a direct conversion of their scheme to the one using regular cards. In the converted scheme, an integer  $a$  in  $\mathbb{Z}/n\mathbb{Z}$  is encoded by a sequence  $E_n(a)$  introduced in the previous section (see Fig. 3 for the case  $n = 6$ ).

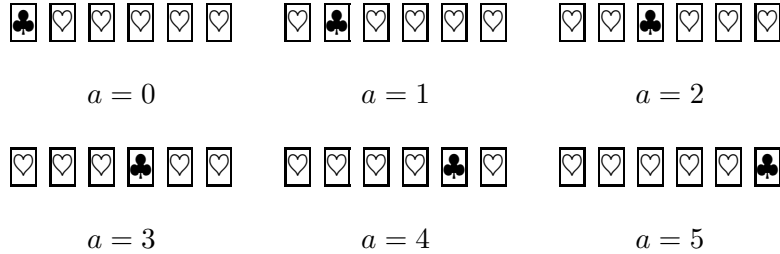


Figure 3: Commitments of integers in  $\mathbb{Z}/6\mathbb{Z}$  in the encoding scheme of Shinagawa et al.

Since any function  $f : (\mathbb{Z}/n\mathbb{Z})^k \rightarrow \mathbb{Z}/n\mathbb{Z}$  can be expressed using sums and products, it is sufficient to provide protocols for copy, addition, and multiplication of integers in  $\mathbb{Z}/n\mathbb{Z}$  in order to be able to compute any such function.

### 3.1 Copy Protocol

Given a sequence  $A$  of  $E_n(a)$ , this protocol creates an additional copy  $A'$  of  $A$  without revealing  $a$ . It was introduced by Shinagawa et al. [17] and is a generalization of the Boolean copy protocol of Mizuki and Sone [8].

1. Construct a  $2 \times n$  matrix  $M$  by placing a sequence  $E_n(0)$  in Row 0 and the sequence  $A$  in Row 1.
2. Apply the pile-shifting shuffle to  $M$ .
3. Turn over all cards in Row 1 of  $M$ . Locate the position of a  $\clubsuit$ . Suppose it is at Column  $j_1$ .
4. Append a sequence  $E_n(j_1)$  in Row 2 of  $M$ , making  $M$  become a  $3 \times k$  matrix. Turn over all face-up cards.
5. Apply the pile-shifting shuffle to the matrix.
6. Turn over all cards in Row 0. Locate the position of a  $\clubsuit$ . Suppose it is at Column  $j_2$ .
7. Shift the columns of  $M$  to the left by  $j_2$  columns, i.e. move every Column  $\ell$  to Column  $\ell - j_2$  (where the indices are taken modulo  $n$ ). Turn over all face-up cards.
8. We have the sequences  $A$  and  $A'$  in Row 1 and Row 2 of  $M$  as desired.

This protocol uses  $n$  extra cards (one  $\clubsuit$  and  $n - 1$   $\heartsuit$ s) in addition to the ones in  $A$  and  $A'$ . Therefore, the total number of required cards is  $3n$ .

### 3.2 Addition Protocol

Given sequences  $A$  and  $B$  of  $E_n(a)$  and  $E_n(b)$ , respectively, this protocol computes the sum  $a + b \pmod{n}$  without revealing  $a$  or  $b$ . It was also introduced by Shinagawa et al. [17].

1. Reverse the  $n - 1$  rightmost cards of  $B$ , i.e. move each  $(i + 1)$ -th leftmost card of  $B$  to become the  $i$ -th rightmost card for  $i = 1, 2, \dots, n - 1$ . This modified sequence, called  $B'$ , now encodes  $-b \pmod{n}$ .
2. Construct a  $2 \times k$  matrix  $M$  by placing the sequence  $A$  in Row 0 and the sequence  $B'$  in Row 1.
3. Apply the pile-shifting shuffle to  $M$ . Note that Row 0 and Row 1 of  $M$  now encode  $a + r \pmod{n}$  and  $-b + r \pmod{n}$ , respectively, for a uniformly random  $r \in \mathbb{Z}/n\mathbb{Z}$ .
4. Turn over all cards in Row 1 of  $M$ . Locate the position of a  $\clubsuit$ . Suppose it is at Column  $j$ .
5. Shift the sequence in Row 0 of  $M$  to the left by  $j$  positions, i.e. move a card in each Column  $\ell$  to Column  $\ell - j$  (where the indices are taken modulo  $n$ ).
6. The sequence in Row 0 of  $M$  now encodes  $(a + r) - (-b + r) \equiv a + b \pmod{n}$  as desired.

This protocol does not use any extra card other than the ones in  $A$  and  $B$ . Therefore, the total number of required cards is  $2n$ .

		Column				
		0	1	⋯ $n-1$		
Row	0	?	?	⋯	?	$\rightarrow B$
	1	?	?	⋯	?	
	2	?	?	⋯	?	
	$\vdots$	$\vdots$	$\vdots$	$\vdots$	$\vdots$	
	$n$	?	?	⋯	?	
		$\downarrow$	$\downarrow$	$\downarrow$		
		$A_0$	$A_1$	⋯	$A_{n-1}$	

Figure 4: An  $(n + 1) \times n$  matrix  $M$  constructed in Step 4

### 3.3 Multiplication Protocol

Given sequences  $A$  and  $B$  of  $E_n(a)$  and  $E_n(b)$ , respectively, this protocol computes the product  $a \cdot b \pmod n$  without revealing  $a$  or  $b$ . It is a generalization of the protocol of Shinagawa and Mizuki [15] to multiply two integers in  $\mathbb{Z}/3\mathbb{Z}$ .

The intuition of this protocol is that we will create sequences  $A_0, A_1, \dots, A_{n-1}$  encoding  $0, a, 2a, \dots, (n-1)a \pmod n$ , respectively, and then select the sequence  $A_b$  as an output.

1. At the beginning, we have  $A_1 = A$ . In each  $i$ -th round ( $i = 1, 2, \dots, n-3$ ) when we already have sequences  $A_1, A_2, \dots, A_i$ , apply the copy protocol to create a copy of  $A_1$  and a copy of  $A_i$ . Then, apply the addition protocol to the copy of  $A_1$  and the copy of  $A_i$ . The resulting sequence, called  $A_{i+1}$ , encodes  $a + ia \equiv (i+1)a \pmod n$ .
2. After the  $(n-3)$ -th round, we have sequences  $A_1, A_2, \dots, A_{n-2}$ . Apply the copy protocol to create a copy of  $A_1$  again. Reverse the  $n-1$  rightmost cards of that copy, i.e. move each  $(i+1)$ -th leftmost card to become the  $i$ -th rightmost card for  $i = 1, 2, \dots, n-1$ . This modified sequence, called  $A_{n-1}$ , now encodes  $-a \equiv (n-1)a \pmod n$ .
3. Finally, arrange the  $n$  extra cards from the copy protocol in Step 2 as a sequence  $E_n(0)$ , called  $A_0$ . We now have sequences  $A_0, A_1, \dots, A_{n-1}$  as desired.
4. Construct an  $(n+1) \times n$  matrix  $M$  by the following procedures (see Fig. 4).
  - (a) In Row 0, place the sequence  $B$ .
  - (b) In each column  $\ell = 0, 1, \dots, n-1$ , place the sequence  $A_\ell$  arranged vertically from Row 1 to Row  $n$ .
5. Apply the pile-shifting shuffle to  $M$ .
6. Turn over all cards in Row 0. Locate the position of a  $\clubsuit$ . Suppose it is at Column  $j$ .
7. Select the sequence in Column  $j$  arranged vertically from Row 1 to Row  $k$ . This is the sequence  $A_b$  encoding  $a \cdot b \pmod n$  as desired.

In Step 1, in the  $i$ -th round we use  $n$  extra cards in the copy protocol besides the cards in  $A_1, A_2, \dots, A_i, B$ , and the copies of  $A_1$  and  $A_i$ , so the total number of cards is  $(i+3)n + n \leq n^2 + n$ . In Step 2, we use  $n$  extra cards in the copy protocol besides the cards in  $A_1, A_2, \dots, A_{n-2}, B$ , and the copy of  $A_1$ , so the total number of cards is  $n^2 + n$ . Therefore, the total number of required cards for this protocol is  $n^2 + n$ .

In summary, using the encoding scheme of Shinagawa et al. for  $n = 6$  requires 18, 12, and 42 cards for the copy, addition, and multiplication protocols, respectively.

## 4 Encoding Scheme of Nishida et al.

Nishida et al. [11] developed a protocol to compute any  $n$ -variable Boolean function using  $2n + 6$  cards ( $2n$  cards for the inputs, two cards for the output, and four extra cards: two  $\clubsuit$ s and two  $\heartsuit$ s), where each bit  $x$  in the inputs is encoded by  $E_2(x)$ . Their protocol also retains commitments of the inputs for further use.

Borrowing an idea of representing each integer by its binary representation from [6], we write each integer  $a \in \mathbb{Z}/6\mathbb{Z}$  as  $a = (a_2, a_1, a_0)$ , where  $a = 4a_2 + 2a_1 + a_0$  for  $a_0, a_1, a_2 \in \{0, 1\}$ . Each bit  $a_i$  is encoded by  $E_2(a_i)$ , so we encode  $a$  by a commitment of six cards consisting of  $E_2(a_2)$ ,  $E_2(a_1)$ , and  $E_2(a_0)$  arranged in this order from left to right (see Fig. 5).

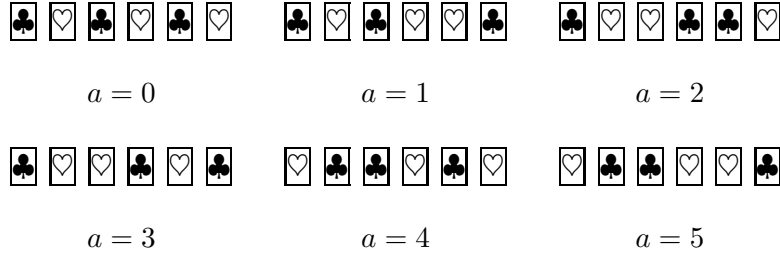


Figure 5: Commitments of integers in  $\mathbb{Z}/6\mathbb{Z}$  in the encoding scheme of Nishida et al.

### 4.1 Copy Protocol

To copy a commitment of  $a = (a_2, a_1, a_0)$ , we apply the protocol in Section 3.1 to copy the sequences  $E_2(a_0)$ ,  $E_2(a_1)$ , and  $E_2(a_2)$  separately. Since the two extra cards used in that protocol can be reused in each computation, we use only two extra cards (one  $\clubsuit$  and one  $\heartsuit$ ) besides the 12 cards encoding the inputs and outputs, resulting in the total of 14 cards.

### 4.2 Addition Protocol

Suppose we have integers  $a = (a_2, a_1, a_0)$  and  $b = (b_2, b_1, b_0)$ .

Let  $S = \{0, 1\}^3 - \{(1, 1, 0), (1, 1, 1)\}$ . Consider the following function  $f_+ : \{0, 1\}^6 \rightarrow \{0, 1\}^3$ . Define

$$f_+(a_2, a_1, a_0, b_2, b_1, b_0) := (c_2, c_1, c_0),$$

where  $(c_2, c_1, c_0)$  is the binary representation of  $a + b \pmod{6}$  if  $(a_2, a_1, a_0), (b_2, b_1, b_0) \in S$ . We can define  $f_+(a_2, a_1, a_0, b_2, b_1, b_0)$  to be any value if either  $(a_2, a_1, a_0)$  or  $(b_2, b_1, b_0)$  is not in  $S$ .

We apply the protocol of Nishida et al. [11] to compute  $c_0, c_1$ , and  $c_2$  separately. Since the commitments of the inputs are retained and the four extra cards can be reused in each computation, we use only four extra cards (two  $\clubsuit$ s and two  $\heartsuit$ s) besides the 18 cards encoding the inputs and outputs, resulting in the total of 22 cards.

### 4.3 Multiplication Protocol

Similarly to the addition protocol, consider a function  $f_{\times} : \{0, 1\}^6 \rightarrow \{0, 1\}^3$  with

$$f_{\times}(a_2, a_1, a_0, b_2, b_1, b_0) := (c_2, c_1, c_0),$$

where  $(c_2, c_1, c_0)$  is the binary representation of  $a \cdot b \pmod{6}$  if  $(a_2, a_1, a_0), (b_2, b_1, b_0) \in S$ , and with  $f_{\times}(a_2, a_1, a_0, b_2, b_1, b_0)$  being any value if either  $(a_2, a_1, a_0)$  or  $(b_2, b_1, b_0)$  is not in  $S$ .

Like in the addition protocol, we apply the protocol of Nishida et al. [11] to compute  $c_0, c_1$ , and  $c_2$  separately, which requires 22 cards in total.

In summary, using the encoding scheme of Nishida et al. requires 14, 22, and 22 cards for the copy, addition, and multiplication protocols, respectively.

## 5 Our Encoding Scheme

In our encoding scheme, each integer  $a \in \mathbb{Z}/6\mathbb{Z}$  will be written as  $(a_1, a_2)$ , where  $a_1$  and  $a_2$  are remainders of  $a$  when divided by 2 and 3, respectively. By Chinese remainder theorem, the value of  $a$  is uniquely determined by  $(a_1, a_2)$ . We encode  $a$  by a commitment of five cards, the first two cards being  $E_2(a_1)$  and the last three cards being  $E_3(a_2)$  (see Fig. 6).

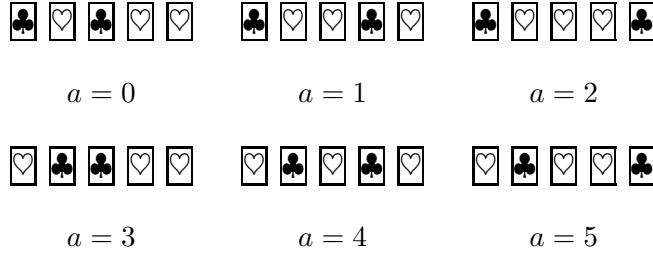


Figure 6: Commitments of integers in  $\mathbb{Z}/6\mathbb{Z}$  in our encoding scheme

### 5.1 Copy Protocol

To copy a commitment of  $a = (a_1, a_2)$ , we apply the protocol in Section 3.1 to copy the sequences  $E_2(a_1)$  and  $E_3(a_2)$  separately. Since the extra cards used in that protocol can be reused in each computation, we use only three extra cards (one  $\clubsuit$  and two  $\heartsuit$ s) besides the ten cards encoding the inputs and outputs, resulting in the total of 13 cards.

### 5.2 Addition Protocol

Given  $a = (a_1, a_2)$  and  $b = (b_1, b_2)$ , we have  $a + b \pmod{6} = (c_1, c_2)$ , where  $c_1 = a_1 + b_1 \pmod{2}$  and  $c_2 = a_2 + b_2 \pmod{3}$ . The values of  $c_1$  and  $c_2$  can be computed separately by applying the protocol in Section 3.2, which does not use any extra card. Therefore, the total number of required cards is ten.



$\mathbb{Z}/n\mathbb{Z}$	Shinagawa et al. [17]			Nishida et al. [11]			Our scheme (§5)		
	Copy	Add.	Mult.	Copy	Add.	Mult.	Copy	Add.	Mult.
$\mathbb{Z}/6\mathbb{Z}$	18	12	42	14	22	22	<b>13</b>	<b>10</b>	<b>16</b>
$\mathbb{Z}/10\mathbb{Z}$	30	20	110	<b>18</b>	28	<b>28</b>	19	<b>14</b>	34
$\mathbb{Z}/12\mathbb{Z}$	36	24	156	<b>18</b>	28	28	<b>18</b>	<b>14</b>	<b>26</b>
$\mathbb{Z}/14\mathbb{Z}$	42	28	210	<b>18</b>	28	<b>28</b>	25	<b>18</b>	60
$\mathbb{Z}/15\mathbb{Z}$	45	30	240	<b>18</b>	28	<b>28</b>	21	<b>16</b>	36
$\mathbb{Z}/18\mathbb{Z}$	54	36	342	<b>22</b>	34	<b>34</b>	31	<b>22</b>	94
$\mathbb{Z}/20\mathbb{Z}$	60	40	420	<b>22</b>	34	<b>34</b>	23	<b>18</b>	38

Table 2: The number of required cards for copy, addition, and multiplication protocols in each  $\mathbb{Z}/n\mathbb{Z}$  using each encoding scheme, with the optimal one of each type boldfaced

### 5.3 Multiplication Protocol

Like the addition protocol, we have  $a \cdot b \pmod{6} = (c_1, c_2)$ , where  $c_1 = a_1 \cdot b_1 \pmod{2}$  and  $c_2 = a_2 \cdot b_2 \pmod{3}$ . The values of  $c_1$  and  $c_2$  can be computed separately by applying the protocol in Section 3.3, which in total uses six extra cards (two  $\clubsuit$ s and four  $\heartsuit$ s). Therefore, the total number of required cards is 16.

In summary, using our encoding scheme for  $n = 6$  requires 13, 10, and 16 cards for the copy, addition, and multiplication protocols, respectively.

## 6 Encoding Integers in Other Congruent Classes

Our encoding scheme can also be generalized to encode integers in  $\mathbb{Z}/n\mathbb{Z}$  for any  $n = p_1^{b_1} p_2^{b_2} \dots p_k^{b_k}$  with  $k > 1$ . For each  $a \in \mathbb{Z}/n\mathbb{Z}$ , let  $a = (a_1, a_2, \dots, a_k)$ , where each  $a_i$  is the remainder of  $a$  when divided by  $p_i^{b_i}$ . By Chinese remainder theorem, the value of  $a$  is uniquely determined by  $(a_1, a_2, \dots, a_k)$ . We encode each  $a_i$  by  $E_{p_i^{b_i}}(a_i)$ , so we use total of  $\sum_{i=1}^k p_i^{b_i}$  cards for each commitment. We apply the protocols in Sections 3.1, 3.2, and 3.3 on each  $E_{p_i^{b_i}}(a_i)$  separately to perform the copy, addition, and multiplication, respectively.

Let  $m = \max_{i=1}^k p_i^{a_i}$ , our encoding scheme requires  $2 \sum_{i=1}^k p_i^{b_i} + m$  cards for the copy protocol,  $2 \sum_{i=1}^k p_i^{b_i}$  cards for the addition protocol, and  $2(\sum_{i=1}^k p_i^{b_i}) + m^2 - m$  cards for the multiplication protocol. In comparison, the encoding scheme of Shinagawa et al. requires  $3n$  cards for copy,  $2n$  cards for addition, and  $n^2 + n$  cards for multiplication, while the encoding scheme of Nishida et al. requires  $4\lceil \lg n \rceil + 2$  cards for copy and  $6\lceil \lg n \rceil + 4$  cards for addition and multiplication.

The numbers of required cards for the copy, addition, and multiplication protocols for each applicable  $n$  up to 20 are shown in Table 2. Besides  $\mathbb{Z}/6\mathbb{Z}$ , our encoding scheme is also the optimal scheme among the currently known ones in  $\mathbb{Z}/12\mathbb{Z}$  for the protocols of all three functions. For the addition protocol, our encoding scheme is the optimal one for every such  $n$ .

## 7 Future Work

We developed an encoding scheme for integers in  $\mathbb{Z}/6\mathbb{Z}$  which allows us to perform the copy, addition, and multiplication using 13, 10, and 16 cards, respectively, which are the optimal numbers among the currently known protocols. We also generalized our encoding scheme to other congruent classes, including  $\mathbb{Z}/12\mathbb{Z}$  where our protocols are the optimal ones as well.

A challenging future work is to develop encoding schemes in  $\mathbb{Z}/n\mathbb{Z}$  that requires fewer number of cards for other values of  $n$ , or prove the lower bound of the number of required cards for each  $n$ . Also, all results so far have been focused on using only two types of cards. An interesting question is that if we allow more than two types of cards, can we lower the number of required cards?

## References

- [1] Y. Abe, Y. Hayashi, T. Mizuki, and H. Sone. Five-Card AND Protocol in Committed Format Using Only Practical Shuffles. In *Proceedings of the 5th ACM on ASIA Public-Key Cryptography Workshop (APKC)*, pp. 3–8 (2018).
- [2] C. Crépeau and J. Kilian. Discreet Solitary Games. In *Proceedings of the 13th Annual International Cryptology Conference (CRYPTO '93)*, pp. 319–330 (1994).
- [3] B. den Boer. More Efficient Match-Making and Satisfiability: the Five Card Trick. In *Proceedings of the Workshop on the Theory and Application of Cryptographic Techniques (EUROCRYPT '89)*, pp. 208–217 (1990).
- [4] A. Koch. The Landscape of Optimal Card-based Protocols. Cryptology ePrint Archive <https://eprint.iacr.org/2018/951/20181009:160322> (2018).
- [5] A. Koch, S. Walzer, and K. Härtel. Card-Based Cryptographic Protocols Using a Minimal Number of Cards. In *Proceedings of the 21st International Conference on the Theory and Application of Cryptology and Information Security (ASIACRYPT)*, pp. 783–807 (2015).
- [6] T. Mizuki, I.K. Asiedu and H. Sone. Voting with a Logarithmic Number of Cards. In *Proceedings of the 12th International Conference on Unconventional Computation and Natural Computation (UCNC)*, pp. 162–173 (2013).
- [7] T. Mizuki, M. Kumamoto, and H. Sone. The Five-Card Trick Can Be Done with Four Cards. In *Proceedings of the 18th International Conference on the Theory and Application of Cryptology and Information Security (ASIACRYPT)*, pp. 598–606 (2012).
- [8] T. Mizuki and H. Sone. Six-Card Secure AND and Four-Card Secure XOR. In *Proceedings of the 3rd International Frontiers of Algorithmics Workshop (FAW)*, pp. 358–369 (2009).
- [9] T. Mizuki, F. Uchiike and H. Sone. Securely computing XOR with 10 cards. *The Australasian Journal of Combinatorics*, 36: 279–293 (2006).

- [10] V. Niemi and A. Renvall. Secure multiparty computations without computers. *Theoretical Computer Science*, 191: 173–183 (1998).
- [11] T. Nishida, Y. Hayashi, T. Mizuki and H. Sone. Card-Based Protocols for Any Boolean Function. In *Proceedings of the 12th Annual Conference on Theory and Applications of Models of Computation (TAMC)*, pp. 110–121 (2015).
- [12] T. Nishida, T. Mizuki and H. Sone. Securely Computing the Three-Input Majority Function with Eight Cards. In *Proceedings of the 2nd International Conference on the Theory and Practice of Natural Computing (TPNC)*, pp. 193–204 (2013).
- [13] S. Ruangwises and T. Itoh. AND Protocols Using Only Uniform Shuffles. In *Proceedings of the 14th International Computer Science Symposium in Russia (CSR)*, pp. 349–358 (2019).
- [14] S. Ruangwises and T. Itoh. Securely Computing the  $n$ -Variable Equality Function with  $2n$  Cards. In *Proceedings of the 16th Annual Conference on Theory and Applications of Models of Computation (TAMC)*, pp. 25–36 (2020).
- [15] K. Shinagawa and T. Mizuki. Card-based Protocols Using Triangle Cards. In *Proceedings of the 9th International Conference on Fun with Algorithms (FUN)*, pp. 31:1–31:13 (2018).
- [16] K. Shinagawa and T. Mizuki. The Six-Card Trick: Secure Computation of Three-Input Equality. In *Proceedings of the 21st Annual International Conference on Information Security and Cryptology (ICISC)*, pp. 123–131 (2018).
- [17] K. Shinagawa, T. Mizuki, J.C.N. Schuldt, K. Nuida, N. Kanayama, T. Nishide, G. Hanaoka and E. Okamoto. Multi-party Computation with Small Shuffle Complexity Using Regular Polygon Cards. In *Proceedings of the 9th International Conference on Provable Security (ProvSec)*, pp. 127–146 (2015).
- [18] A. Stiglic. Computations with a deck of cards. *Theoretical Computer Science*, 259: 671–678 (2001).
- [19] I. Ueda, A. Nishimura, Y. Hayashi, T. Mizuki and H. Sone. How to Implement a Random Bisection Cut. In *Proceedings of the 5th International Conference on the Theory and Practice of Natural Computing (TPNC)*, pp. 58–69 (2016).