

On Self-Distilling Graph Neural Network

Yuzhao Chen,^{1,2} Yatao Bian,² Xi Xiao,¹ Yu Rong,² Tingyang Xu,² Junzhou Huang^{2,3}

¹Tsinghua Shenzhen International Graduate School, Tsinghua University, Shenzhen, China 518057,

²Tencent AI Lab, Shenzhen, China 518057,

³University of Texas at Arlington, Arlington, TX 76019,

chen-yz19@mails.tsinghua.edu.cn, yatao.bian@gmail.com, xiaox@sz.tsinghua.edu.cn, yu.rong@hotmail.com, tingyangxu@tencent.com, jzhuang@uta.edu

Abstract

Recently, the teacher-student knowledge distillation framework has demonstrated its potential in training Graph Neural Networks (GNNs). However, due to the difficulty of training deep and wide GNN models, one can not always obtain a satisfactory teacher model for distillation. Furthermore, the inefficient training process of teacher-student knowledge distillation also impedes its applications in GNN models. In this paper, we propose the *first* teacher-free knowledge distillation framework for GNNs, termed GNN Self-Distillation (GNN-SD), that serves as a drop-in replacement for improving the training process of GNNs. We design three knowledge sources for GNN-SD: neighborhood discrepancy rate (NDR), compact graph embedding and intermediate logits. Notably, serving as a metric of the non-smoothness of the embedded graph, NDR empowers the transferability of knowledge that maintains high neighborhood discrepancy by enforcing consistency between consecutive GNN layers. We conduct exploring analysis to verify that our framework could improve the training dynamics and embedding quality of GNNs. Extensive experiments on various popular GNN models and datasets demonstrate that our approach obtains consistent and considerable performance enhancement, proving its effectiveness and generalization ability.

1 Introduction

Knowledge Distillation (KD) has demonstrated its effectiveness on improving compact and lightweight neural networks. Yet, while it has been heated focused on the application on convolutional neural networks (CNNs) with regular data as input instances, there exists little research aiming at devising KD algorithms for graph neural networks (GNNs) that are capable of processing irregular data. A significant discrepancy that GNNs involve the topological information into the updating of feature embeddings across network layers, which is not taken into account in the existing KD schemes, restricts their potential extensions to GNNs.

A recent work, termed LSP (Yang et al. 2020), proposed to combine KD with GNNs by transferring the local structure, which is modeled as the distribution of the similarity of all connected node pairs, from a pre-trained teacher GNN to a student GNN with fewer layers or lower feature dimensions. However, a major concern is that the performance of the GNN is not always better when it is deeper, due to the well-known issue of over-smoothing (Li, Han,

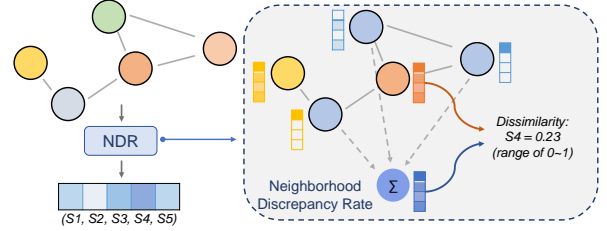


Figure 1: The discrepancy of the embedded central node (red) and its neighbors (aggregated to the dark blue virtual node) indicates the magnitude of non-smoothness in the local graph.

and Wu 2018). As a result, one may spend substantial efforts in searching for a qualified GNN architecture to work as a teacher every time encountering a new task or dataset, and thus generalization ability of this method remains a challenge. Another barrier of the conventional teacher-student framework is the inefficiency in the training process. Such distillation pipeline usually requires two steps: first, pre-training a relatively heavy model, and second, transferring the forward predictions of the teacher model to the student model. With the assistance of the teacher model, the training cost would tremendously increase to more than twice than an ordinary training procedure (3.7s compared with the original 1.2s per iteration, as reported in (Yang et al. 2020)). Fortunately, the widely-used teacher-student framework is not indispensable for knowledge distilling. People developed teacher-free distillation (Zhang et al. 2019; Hou et al. 2019) or termed self-distillation techniques, which performs knowledge distillation within a single student model without the participation of extra teacher models.

In this work, we propose the *first* dedicated self-distillation framework designed for GNNs, termed GNN-SD, leading to an efficient yet generic training strategy that benefits various GNNs with little extra computational cost. On the other hand, the mentioned challenge of GNNs, a.k.a. over-smoothing, occurring when GNNs go deeper and embeddings of nodes in the same connected component converge to a stationary point, actually inspires the development of our GNN-SD by encouraging us to remedy this issue from the aspect of improving the strategy of training GNNs.

Intuitively, one avoids over-smoothing of the graph by

pushing the nodes to be distinguishable with their neighbors. To this end, our framework is built upon the intuition that self-distilling the knowledge that maintains high neighborhood discrepancy in shallow GNN layers to deep ones with the purpose of alleviating the tendency of becoming over-smoothing. For refining such knowledge, as depicted in Figure 1, we propose the *Neighborhood Discrepancy Rate* (NDR) to serve as an approximate metric in quantifying the non-smoothness of the embedded graph in each GNN layer, which is based on the dissimilarity of the embeddings of the central node and its neighbors, formulated as the aggregation of all neighbor embeddings. Furthermore, in order to utilize mixed knowledge of the embedded graph, we extend the proposed GNN-SD to involve other two knowledge sources: *compact graph embedding* and *intermediate logits*. Eventually, the self-distillation of neighborhood discrepancy and graph embedding components regularize the consistency between consecutive GNN layers by treating the target knowledge contained in shallow layers as supervision signal, while the intermediate logits help improve the capacity of shallow GNN layers by mimicing the final output predicted distribution. The overall framework is illustrated in Figure 2.

Extensive quantitative experiments conducted on various datasets and models validate the effectiveness and generalization ability of the proposed approach. We also provide qualitative exploring analysis to show the effect of the proposed GNN-SD framework in terms of improving the training dynamics of GNNs. Our main contributions are:

- We propose the first unified and efficient framework, GNN-SD, for self-distilling graph neural networks, with no assistance of an extra teacher model. It eventually serves as a generic drop-in replacement for improving the training process of GNNs.
- We introduce a simple yet efficient metric of NDR to measure the magnitude of neighborhood discrepancy of each GNN layer, empowering the knowledge transferability inside a single GNN model, which further relieves the impact of the over-smoothing issue.
- We conduct experiments for multiple popular GNN models on various datasets and achieve consistent improvement as well as state-of-the-art distillation performance, demonstrating the effectiveness and generalization ability of the proposed GNN-SD framework.

2 Related Work

Graph Neural Network Recently, Graph Neural Networks (GNNs), which propose to perform message passing across nodes in the graph and updating their representation, has achieved great success on various tasks with irregular data, such as node classification, protein property prediction to name a few. Working as a crucial tool for graph representation learning, however, these models encounter the challenge of over-smoothing. It says that the representations of the nodes in GNNs would converge to a stationary point and become indistinguishable from each other when the number of layers in GNNs increases. This phenomenon limits the depth of the GNNs and thus hinders its representation power.

One way to alleviate this problem is to design network architectures that can better memorize and utilize the initial node features. Representative papers includes GCN (Kipf and Welling 2016), JKNet (Xu et al. 2018b) and GCNII (Chen et al. 2020b). From another point of view, DropEdge (Rong et al. 2019) and AdaEdge (Chen et al. 2020a) proposed solutions of conducting data augmentation.

In this paper, we expect to remedy this issue from an orthogonal aspect, which is trying to improve the training process of GNNs. Somewhat related, Chen et al. (2020a) proposed a regularizer to the training loss, which simply force the nodes in the last GNN layer to obtain large distance between remote nodes and its neighboring nodes. However, it can only obtain slight performance improvement.

Teacher-Student KD Knowledge Distillation (Hinton, Vinyals, and Dean 2015), aims at transferring the knowledge hidden in the target network (i.e. teacher model) into the on-line network (i.e. student model) that is typically lightweight so that the student achieves better performance compared with the one merely obtaining supervision from the ground-truth label. Generally, there exists two technical routes for KD. The first one is closely related to label smoothing (Yuan et al. 2020), which utilizes the output distribution of the teacher model to serve as a smooth label for training the student. Another line of research is related to the approach called feature distillation (Romero et al. 2014; Zagoruyko and Komodakis 2016; Kim, Park, and Kwak 2018), which exploits the high-level information contained in the intermediate representations of the target network. As summarized in (Heo et al. 2019), with different concerning knowledge to distill, these methods can be distinguished by the metrics of feature transformation and transfer loss.

Recently, Yang et al. (2020) studied the teacher-student distillation methods in training GNNs. They extract the knowledge of local graph structure based on the similarity of all connected-node pairs from the teacher model and student model, then perform distillation by forcing the student model to match such knowledge.

In fact, the performance improvement resulted from the teacher-student distillation framework do not come with free price. Firstly, the design of teacher model can be sophisticated, for which might cause performance degradation due to improper teacher network (Tian, Krishnan, and Isola 2019). As for GNN models, resulted from the issue of over-smoothing, this problem could be more conspicuous and thus its generalization ability is restricted. Another major concern is its inefficiency because of the high training cost.

Self-Distillation Because of the problems of the teacher-student KD framework, a new research area termed teacher-free distillation, or self-distillation, attracts a surge of attention recently. It aims at performing knowledge transfer with no assistance of additional teacher models. Zhang et al. (2019) proposed the first self-distillation method, which considers that the teacher and student networks are composed in the same networks since the deeper part of the networks can extract more semantic information than the shallow one. Naturally, they managed to distill feature repre-

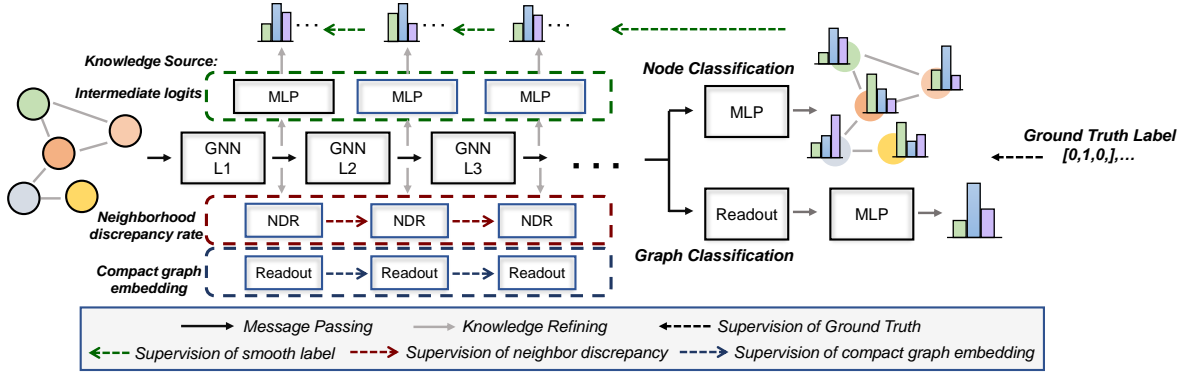


Figure 2: The framework of the proposed GNN-SD. It consists of three knowledge sources for conducting self-distillation, i.e., intermediate logits, neighborhood discrepancy rate, and compact graph embedding.

sentations as well as the smooth label from deeper layers into the shallow layers. Similarly, Hou et al. (2019) proposed to distill the attention feature maps from the deep layers to shallow ones. From the view of label smoothing, Yang et al. (2019) utilized the historical model outputs to supervise the current online network and Yuan et al. (2019) manually generated pseudo label that closely follow uniform distribution. Yun et al. (2019) put forward regularizing the intra-class instance to have similar predicted distributions.

3 The Proposed Method

In the following sections, we first introduce basic formulation of GNNs and some common notations. Then we describe the motivation of the method and formally propose GNN-SD. After that, we summarize a unified multi-level GNN-SD framework that is well extendable to different variants, and extend GNN-SD to involve mixed knowledge sources. At last, we conduct exploring analysis to investigate how the method would help with the training of GNNs.

Notation Throughout this work, a graph is represented as $\mathcal{G} = \langle \mathcal{V}, \mathcal{E}, \mathbf{A} \rangle$, where \mathcal{V} is vertex set that has N nodes with d -dimension features of $\mathbf{X} \in \mathbb{R}^{N \times d}$, edge set \mathcal{E} of size M is encoded with edge features of \mathbf{E} , and $\mathbf{A} \in \mathbb{R}^{N \times N}$ is the adjacency matrix. The node degrees are given by $\mathbf{d} = (d_1, \dots, d_N)$, where d_i computes the sum of edge weights connected to node i . Given a node v , its connected-neighbors are denoted as \mathcal{N}_v . For a matrix \mathbf{X} , \mathbf{X}_i denotes its i -th row and $\mathbf{X}_{\cdot j}$ denotes its j -th column.

Graph Neural Networks (GNNs) The key operation of GNNs can be abstracted to a process that involves message passing among the nodes in the graph. The message passing operation iteratively updates a node v 's hidden states, \mathbf{X}_v , by aggregating the hidden states of v 's neighboring nodes and edges. In general, the message passing process involves several iterations, each one can be formulated as,

$$\begin{aligned} \mathbf{m}_v^{(l)} &= \text{AGGR}^{(l)}(\{(\mathbf{X}_v^{(l-1)}, \mathbf{X}_u^{(l-1)}, \mathbf{E}_{u \rightarrow v}) \mid u \in \mathcal{N}_v\}), \\ \mathbf{X}_v^{(l)} &= \sigma(\mathbf{W}^{(l)} \mathbf{m}_v^{(l)} + \mathbf{b}^{(l)}), \end{aligned} \quad (1)$$

where $\text{AGGR}^{(l)}(\cdot)$ is the aggregation operator, $\mathbf{m}_v^{(l)}$ is the aggregated message, $\sigma(\cdot)$ is some activation function, $\mathbf{E}_{u \rightarrow v}$ represents the features attached to edge (u, v) . Usually people set the initial hidden states $\mathbf{X}^{(0)}$ as the node features \mathbf{X} . After L iterations, the hidden states in the last iteration are used as the embeddings of the nodes, i.e. $\mathbf{X}_v^{(L)}$, $v \in \mathcal{V}$.

3.1 GNN Self-Distillation

A straightforward method to perform self-distillation for training GNNs is to supervise the embedded representation of shallow layers by the target of the ones of deep layers, similar as the setting of (Zhang et al. 2019). However, we empirically find that such a strategy leads to performance degradation. This can be attributed from: 1) On the one hand, it neglects the topological information of the graph, which plays an important role in the message passing operations of GNNs. 2) On the other hand, it's too burdensome for shallow layers to match their outputs to the unrefined knowledge (i.e. the fine-grained node embeddings) contained in the latter layers. Furthermore, such a simple solution requires fixed representation dimensionalities across the network layers, which limits its applications to generic GNN models.

Motivation Noticed that the well-known over-smoothing issue of GNNs occurs when the input graph data flows into deep layers, an inspired insight is that we can utilize the property of non-smoothness in shallow GNN layers, and distill such knowledge into deep layers, so as the model is self-guided to retain non-smoothness from the initial embedded graph to the final embedded output. Then the remained question is: how to formulate the non-smoothness of the embedded graph, i.e. refine the desired knowledge from the fine-grained node embeddings?

Neighborhood Discrepancy Retaining To answer the above question, we first introduce the module of Neighborhood Discrepancy Rate (NDR), which is used to quantify the non-smoothness of each GNN layer.

It's proved that nodes in a graph component converge to the same stationary point while iterative updating the message passing process of Eq.(1), and hence the hidden state

of connected-nodes become indistinguishable (Li, Han, and Wu 2018), which implies that:

$$\|\mathbf{X}_v^{(l)} - \mathbf{X}_u^{(l)}\| < \epsilon, \text{ if } u \in \mathcal{N}_v \text{ and } l \rightarrow \infty, \forall \epsilon > 0 \quad (2)$$

As a result, it leads to the issue of over-smoothing and further hurts the classification accuracy. Centering around this conclusion, the NDR is defined based on the dissimilarity between the semantic embeddings of the central node and all of its connected neighbors, therefore the initial embedded graph would possess high NDR as expected. Specifically, we first calculate the summation aggregation of the neighbors of each central node, as depicted in Figure 1, and then the discrepancy rate of node v in layer l is computed by calculating the cosine similarity between the central node embedding $\mathbf{X}_v^{(l)}$ and the aggregated neighbors' embedding $(\mathbf{A}\mathbf{X}^{(l)})_v$, and then transform into a distance metric:

$$S_v^{(l)} = 1 - \frac{\mathbf{X}_v^{(l)\top} (\mathbf{A}\mathbf{X}^{(l)})_v}{\|\mathbf{X}_v^{(l)}\|_2 \cdot \|(\mathbf{A}\mathbf{X}^{(l)})_v\|_2}, v = 1, \dots, N_l, \quad (3)$$

where N_l is the number of nodes in layer l . Notably, unlike the LSP introduced in (Yang et al. 2020), where computing the similarity of all connected-nodes pairs to capture the topology of the graph, the NDR can be easily implemented with two consecutive matrix multiplication operations, which is arguably more efficient and yet shows great flexibility to model the local non-smoothness of the embedded graph (as illustrated in Section 3.2 and Section 4.2). The defined S_v of all nodes in layer l compose the neighborhood discrepancy rate of layer l :

$$\mathbf{s}^{(l)} = (S_1^{(l)}, \dots, S_{N_l}^{(l)}). \quad (4)$$

Optionally, the rate can be weighted by its degree to emphasize the difference between the nodes located in dense and sparse regions. Followed by normalization, it formulates:

$$\widetilde{\mathbf{s}}^{(l)} = \frac{\mathbf{s}^{(l)\top} \mathbf{d}}{\|\mathbf{s}^{(l)\top} \mathbf{d}\|_2}. \quad (5)$$

Contrary to the previous methods (Zhang et al. 2019; Hou et al. 2019), we propose to distill the knowledge for retaining high discrepancy from the shallow layers to deep layers¹. For facilitating the distillation learning task, we adopt a progressive supervision scheme, that is to say the self-distillation loss is computed by matching the NDR of embeddings in deep layer to the target one of previous layer. The above strategy results in the following loss term:

$$L_{\text{node}} = \sum_{l=1, \dots, L-1} \|\mathbf{s}^{(l)} - \mathbf{s}^{(l+1)}\|_2^2. \quad (6)$$

Specifically, the loss between layer l and $l+1$, $\|\mathbf{s}^{(l)} - \mathbf{s}^{(l+1)}\|_2^2$, is composed by treating $\mathbf{s}^{(l)}$ as the supervision

¹When self-distilling CNN models, people usually treat the deep representations with more semantic information as the target supervision signal. However, we found that such a strategy is not optimal, sometimes even detrimental for GNN models (details deferred to the appendix), which is in line with our motivation of retaining neighborhood discrepancy.

signal, which means that the gradient of the $\mathbf{s}^{(l)}$ tensor is detached in the implementation. In this manner, GNN-SD imposes a regularization of non-smoothness retaining in the training process of GNNs, from which the models are encouraged to learn distinguishable representations for connected nodes, and ideally avoids the over-smoothing issue.

Multi-Level GNN-SD Apart from retaining the NDR, which performs GNN-SD from the single knowledge source of fined-grained node-level embeddings, we further introduce the framework of Multi-Level GNN-SD to extend the utilization of mixed knowledge sources over different granularity levels of the embedded graph.

Basically, given paired input-label data instance of $\{\mathcal{G}, Y\}$, where Y denotes the prediction target in specific tasks, one use a parametric L -layer GNN model g to fit the target mapping of:

$$\mathcal{M}_{\text{main}}^{g,L} : g(\mathcal{G}, l = L) \rightarrow Y. \quad (7)$$

Besides this main objective, the approach of GNN-SD aims at transferring compact and informative knowledge between the GNN layers by enforcing consistency between them. Formally, it can be summarized as the learning of the additional mappings of:

$$\mathcal{M}_{\text{distill}}^{g,L} : \mathcal{T}_s(\mathcal{C}_s(\mathcal{G}, P_s)) \rightarrow \mathcal{T}_t(\mathcal{C}_t(\mathcal{G}, P_t)), \quad (8)$$

where $P \in \{x \in \mathbb{Z} | 1 \leq x \leq L\}$ is the place to extract knowledge from the network, \mathcal{C} denotes the granularity (or coarseness) of the embedded graph, \mathcal{T} represents the transformation applied to the chosen embeddings, and the subscripts of s and t denote the identity of student (to simulate) and teacher (to transfer), respectively.

Naturally, the combination of different granularity and different transformation of the embedded graph leads to various kinds of knowledge. Formally, the choices of granularity of a graph $\mathcal{C}(\mathcal{G}, P)$ constitutes the set of $\{\mathbf{X}^{(P)}, \mathbf{E}^{(P)}, \mathbf{SG}^{(P)}, \mathbf{G}^{(P)}\}$, which is made up of: 1) fined-grained embeddings at node and edge levels, denoted as \mathbf{X} and \mathbf{E} , 2) coarse-grained embeddings at full-graph and sub-graph levels, denoted as $\mathbf{G} \in \mathbb{R}^{1 \times d}$ and $\mathbf{SG} \in \mathbb{R}^{s \times d}$ of:

$$\mathbf{G} = \text{Readout}_{v \in \mathcal{G}}(\mathbf{X}_v). \quad (9)$$

$$\mathbf{SG}_i = \text{Readout}_{v \in \mathcal{SG}_i}(\mathbf{X}_v), \quad i = 1, 2, \dots, s \quad (10)$$

where s represents the number of partitioned sub-graphs, Readout is a permutation invariant operator that aggregates embedded nodes to a single embedding, $\mathcal{SG}_i = \langle \mathcal{V}_i, \mathcal{E}_i, \mathbf{A}_i \rangle$ is the i th sub-graph that consists of the corresponding vertex and edge subsets and adjacency.

In this paper, we adopt the fine-grained node embeddings and coarse-grained full-graph embedding to perform a mixed knowledge self-distillation for training GNNs. As above mentioned, based on the refined NDR, high-discrepancy of neighbors is retained layer by layer in a progressive manner, resulting the first GNN-SD objective of:

$$\mathcal{M}_{\text{node}}^{g,L} : \text{NDR}(\mathbf{X}^{(l+1)}) \rightarrow \text{NDR}(\mathbf{X}^{(l)}). \quad (11)$$

We further involve knowledge sources of the full-graph embedding in our GNN-SD framework, motivated by the following aspects: 1) For the task of graph classification, GNNs

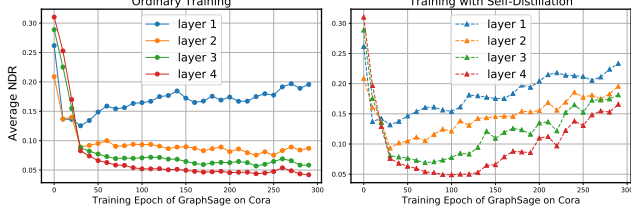


Figure 3: Comparison of NDR between training w. and wo. GNN-SD. Smaller value means suffering from more over-smoothing.

might focus more on obtaining meaningful embedding of the entire graph than individual nodes. 2) The compact graph embedding provides a global view of the embedded graph while the NDR preserves the local property, by which GNN-SD further regularizes consistency between consecutive GNN layers. Contrast to the fined-grained node features, the coarse-grained graph embedding is sufficiently compact, and thus we simply use the identity function to preserve the transferred knowledge. Hence the target objective is:

$$\mathcal{M}_{\text{graph}}^{g,L} : \mathbf{1}(\mathbf{G}^{(l+1)}) \rightarrow \mathbf{1}(\mathbf{G}^{(l)}) \quad (12)$$

and it's learned by optimizing the second GNN-SD loss:

$$L_{\text{graph}} = \sum_{l=1, \dots, L-1} \|\mathbf{G}^{(l)} - \mathbf{G}^{(l+1)}\|_2^2. \quad (13)$$

In fact, the training objective of Eq.(12) can be naturally extended to sub-graph level by replacing \mathbf{G} by \mathbf{SG} . For applying the GNN-SD to edge features \mathbf{E} , a simple two-step solution is to firstly transform the node-adjacency matrix \mathbf{A} into edge-adjacency matrix of \mathbf{A}^e , where each element is:

$$[\mathbf{A}^e]_{i,j} = \begin{cases} 1 & i \cap j \neq \emptyset, \text{ edge } i, j \text{ are adjacent} \\ 0 & \text{otherwise} \end{cases} \quad (14)$$

and then extend the NDR to edge-level by replacing Eq.(3) with:

$$S_i^e = 1 - \frac{\mathbf{E}_i \cdot \mathbf{A}^e \mathbf{E}_i}{\|\mathbf{E}_i\|_2 \cdot \|(\mathbf{A}^e \mathbf{E})_i\|_2}, i = 1, \dots, M. \quad (15)$$

It's worthy noting that the transformation \mathcal{T} can not only be manually designed but learned during the training process. A linear layer or MLP is able to facilitate the student layers to match the target knowledge, which leads Eq.(11), for example, to the following formulation:

$$\mathcal{M}_{\text{node}}^{g,L} : \text{NDR}(f(\mathbf{X})^{(l+1)}) \rightarrow \text{NDR}(\mathbf{X}^{(l)}), \quad (16)$$

where f denotes the learnable function.

Intermediate Logits While the above mentioned method involve knowledge sources from the multi-level embedded representation, we also utilize the the predicted logits generated by intermediate GNN layers for performing GNN-SD, as suggested in (Zhang et al. 2019). We introduce an additional 2-layer MLP as the classifier to generate predicted logits $p^{(l)} = \text{MLP}(\mathbf{X}^{(l)})$, and the third GNN-SD loss is

computed by making the intermediate logits to mimic the final predicted distribution of the GNN $g(\mathbf{X}^{(L)})$. Specifically, for the K -class classification task, with a temperature factor T , the loss for one sample is defined as:

$$L_{\text{label}} = \sum_{l=1:L-1} \sum_{k=1:K} \frac{e^{p_k^{(l+1)}/T}}{\sum_j e^{p_j^{(l+1)}/T}} \log\left(\frac{e^{p_k^{(l)}/T}}{\sum_j e^{p_j^{(l)}/T}}\right) \\ + \sum_{k=1:K} \frac{e^{g(\mathbf{X}^{(L)})/T}}{\sum_j e^{g(\mathbf{X}^{(L)})/T}} \log\left(\frac{e^{p_k^{(L)}/T}}{\sum_j e^{p_j^{(L)}/T}}\right). \quad (17)$$

Overall Loss The basic supervision loss is the cross entropy between the final predicted distribution and the ground-truth one-hot label y , i.e. $L_{\text{base}} = \text{CE}(g(\mathbf{X}^{(L)}), y)$. The overall loss is then combining it with Eq.(17), Eq.(6) and Eq.(13), resulting of:

$$L_{\text{total}} = L_{\text{base}} + \alpha L_{\text{label}} + \beta L_{\text{node}} + \gamma L_{\text{graph}}, \quad (18)$$

where α , β , and γ are the hyper-parameters that balancing the supervision of the distilling objectives and target label.

3.2 Exploring Analysis on NDR

Before performing quantitative experiments to evaluate the proposed method, we conducted exploring analysis to investigate how the GNN-SD of retaining high neighborhood discrepancy, could help improve the training process of GNNs.

Figure 3 shows the average NDR of each layer in a 4-layer GraphSage (Hamilton, Ying, and Leskovec 2017) model under ordinary training and our method, respectively. In line with the expectations, the neighborhood discrepancy in a GNN model drops when the layer grows, and the final output embedded graph (red line) appears a close-to-zero value of NDR when the training converge, which indicates the output node embeddings becomes indistinguishable with their neighbors. Conversely, the model trained by GNN-SD preserves higher discrepancy over shallow to deep layers, and even reveals an increasing tendency as the training progresses, which might imply that the model learns to pull the connected-node embeddings away if they do not belong to the same class. The result indicates the effect of alleviating the over-smoothing issue brought by the proposed method.

4 Experiments

4.1 Results on Graph and Node Classification

We firstly evaluate the effectiveness of GNN-SD on the benchmarks: graph classification on the dataset of ENZYMES, DD, and PROTEINS in TU dataset (Kersting et al. 2016), and node classification on the Citation dataset of Cora, CiteSeer and PubMed (Sen et al. 2008).

We follow the settings of semi-supervised learning on the citation classification task, use the default data splits that is 20 nodes per class for training, 500 nodes for validating, and non-overlapping 1000 nodes for testing. Each experiment is conducted by 20 runs with different random seeds. For graph classification, since there exists no default splits of the TU dataset, each experiment is conducted by 10-fold cross validation with the splits ratio at 8:1:1.

Table 1: Performance comparison on the tasks of graph classification and node classification between with and without conducting GNN-SD on different GNN models. The better one of each comparison is underlined, and the top 2 models on each dataset are highlighted by bolding.

Graph Classification					Node Classification				
Dataset	Model	Accuracy \pm s.d.		Gain	Dataset	Model	Accuracy \pm s.d.		Gain
		Base	GNN-SD				Base	GNN-SD	
ENZYMES	GCN	64.00 \pm 5.63	66.66 \pm 3.94	(+2.66)	CORA	GCN	78.10 \pm 1.27	78.93 \pm 1.66	(+0.83)
	GAT	65.33 \pm 5.90	68.00 \pm 2.66	(+2.66)		GAT	80.36 \pm 1.15	82.82 \pm 1.09	(+2.46)
	GraphSage	68.33 \pm 6.41	70.00 \pm 5.05	(+1.66)		GraphSage	81.00 \pm 1.72	81.78 \pm 1.68	(+0.78)
	GIN	66.00 \pm 7.19	69.33 \pm 4.02	(+3.33)		GIN	79.93 \pm 0.88	<u>80.03 \pm 1.03</u>	(+0.10)
DD	GCN	77.83 \pm 1.02	78.67 \pm 1.68	(+0.84)	CITESEER	GCN	62.84 \pm 1.76	64.00 \pm 1.51	(+1.16)
	GAT	76.65 \pm 2.51	<u>77.50 \pm 2.50</u>	(+0.85)		GAT	65.27 \pm 0.96	67.24 \pm 1.00	(+1.97)
	GraphSage	76.14 \pm 1.66	<u>77.49 \pm 1.89</u>	(+1.35)		GraphSage	62.73 \pm 2.44	<u>64.47 \pm 2.20</u>	(+1.74)
	GIN	73.00 \pm 3.90	<u>74.77 \pm 3.50</u>	(+1.77)		GIN	57.66 \pm 1.49	<u>58.67 \pm 1.49</u>	(+1.01)
PROTEINS	GCN	75.55 \pm 2.91	76.81 \pm 3.19	(+1.26)	PUBMED	GCN	76.82 \pm 0.52	77.04 \pm 0.47	(+0.22)
	GAT	76.36 \pm 2.77	77.53 \pm 3.38	(+1.17)		GAT	75.66 \pm 0.94	<u>76.07 \pm 0.77</u>	(+0.41)
	GraphSage	75.55 \pm 4.02	<u>76.71 \pm 3.81</u>	(+1.15)		GraphSage	74.52 \pm 3.36	<u>75.51 \pm 1.67</u>	(+0.99)
	GIN	64.86 \pm 3.03	<u>70.06 \pm 4.89</u>	(+5.20)		GIN	73.19 \pm 2.69	<u>75.26 \pm 1.28</u>	(+2.07)

Baseline Settings To verify the generalization ability of the proposed GNN-SD, we choose five widely-used GNN models, including GCN (Kipf and Welling 2016), GAT (Veličković et al. 2018), GraphSage and GIN (Xu et al. 2018a), to work as the evaluation baselines. For simplicity, the number of hidden layers of the GNNs are uniformly set to $L = 4$ in these experiments. For graph classification task, we follow (Dwivedi et al. 2020) to set the hyper-parameters of the GNN models (e.g. the number of hidden dimensions) to match a budget that each model contains around 100k parameters. For node classification task, we tune the hyper-parameters to match a baseline that each model can achieve around 80% test accuracy on the Cora dataset. Details are deferred to the appendix.

Experimental Settings To complete the details in this experiment, we point out: 1) For the node classification task, we suggest not to conduct GNN-SD of compact graph embedding since the embedded full-graph is not of significance for discriminating the property of nodes. 2) We do not weight the NDR by nodes degree to maintain the dissimilarity measurement between the nodes and neighbors. 3) The Readout operator in Eq.(9) is set as the same as the one used in the graph classification GNN backbone. 4) The MLP producing the intermediate logits are shared across GNN layers, except GIN backbone which has contained intermediate prediction layers to generate residual probability scores for the final output distribution. For determining the hyper-parameters of α , β and γ in Eq.(18), we carried out a simple grid search. Due to space limit, we provide detailed descriptions in the supplement.

Results The controlled experiments are conducted with the difference of with and without conducting GNN-SD, and overall results are summarised in Table 1. One can observe that GNN-SD achieves consistent and considerable testing accuracy improvement for all the cases. On graph kernel classification of PROTEINS, for example, it improves all the baselines and even the next to last model (GraphSage, 76.71%) obtain better performance than the best model

(GAT, 76.31%) trained with ordinary strategy. For another case, on Cora dataset, GNN-SD boost the strong baseline of GAT by around 2.5%. This results validate the effectiveness of our self-distilling strategy on various kinds of GNN backbones.

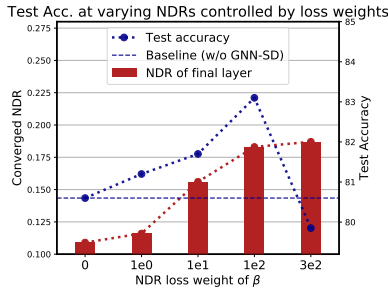
4.2 Comparison with Teacher-Student KD

We compare our method with the most related work of LSP (Yang et al. 2020), which adopted a conventional teacher-student framework and applied it on distilling GNNs. Since there exists no open source of their method, we re-implement the student model they used strictly following the settings in their paper, and then perform our GNN-SD on it. For processing the PPI dataset, where possesses relative large scale graphs, we adopt a learnable linear layer to facilitate knowledge refining from node embeddings and thus the resulting distillation object is the same as Eq(16). The hyper-parameters of α and β are both set to 0.01, γ is 0, and T is set to 4.

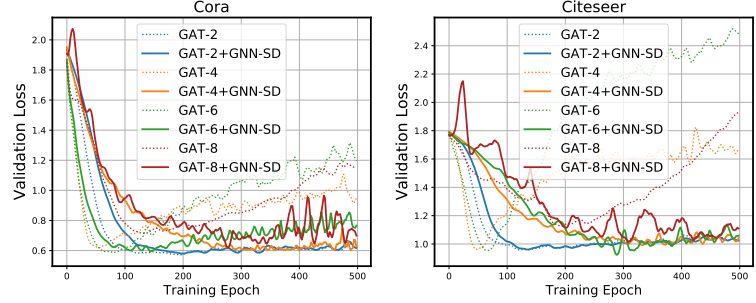
Table 2: Performance comparison with LSP (Yang et al. 2020) on the PPI dataset. The second column records the experimental results reported in their original paper.

Model: GAT	F1 Score		Training Time (per epoch)
	Reported	Our Running Result	
(1)Teacher	97.6*	/	0.85s
(2)Student	95.7*	95.61 \pm 0.20	0.62s
(2) + AT	95.4*	/	\approx 0.90s
(2) + FitNet	95.6*	/	\approx 1.14s
(2) + LSP	96.1*	/	\approx 0.95s
(2)+GSD (ours)	/	96.20 \pm 0.03	0.83s

The re-implemented experiments are conducted for 4 runs, results are summarized in Table 2 and detailed results are provided in the appendix. Training time of the implemented models is measured on a Nvidia 2080 Ti GPU, while the time of teacher-student methods are estimated according to the reports in LSP. Clearly, GNN-SD achieves a better



(a) Analysis of the correlation of test accuracy and converged NDR of the final layer.



(b) The comparison of validation loss. GAT- n denotes GAT model of n hidden layers.

Figure 4: Analysis on GNN-SD of retaining Neighborhood Discrepancy Rate.

performance gain (0.6) on the student GAT model compared with LSP (0.4), even when our method do not require the assistance of an extra teacher model, from which the training cost is greatly saved (0.83s for a single stage of GNN-SD v.s. 1.80s for the total two stages of LSP, per epoch) and thus the usability is guaranteed.

4.3 Ablation Studies

Retaining high neighborhood discrepancy Here we focus on the evaluation of retaining neighborhood discrepancy to perform an ablation study of our core technique. We select GAT as the evaluation backbone, hyper-parameters of α and γ are fixed to 0.

In the experiments, we empirically found that the average NDR shows minor change on the 4-layers GAT while imposing a relative small loss weight (e.g. $\beta = 1$), and we wondered whether we could further improve the model performance by pushing the output embeddings to obtain a higher discrepancy. To this end, we examine and display the relation between the model test accuracy and the converged NDR in the last GAT layer, which is adjusted by imposing different loss weight. Concluded from Figure 4(a), the overall results are consistent with our conjecture: as the NDR weight increase in a reasonable range (from $\beta = 1$ to $\beta = 1 \times 10^2$), the NDR increases and the performance gain improves (from 0.6% to 2.5%). The shown positive correlation between test accuracy and NDR verifies the rationality of the NDR metric and the GNN-SD of retaining discrepancy as well. Notably, there also exists a trade-off on determining the optimal β . As a case, while given an over-estimated weight (e.g. $\beta = 3 \times 10^2$), the knowledge transfer task becomes too burdensome for GAT to learn the main classification task and hurts the performance.

Figure 4(b) depicts the validation loss on GAT backbones with different depths. The validation loss curves along the training epoch are dramatically pulled down after applying GNN-SD, which explains that retaining of high neighbor discrepancy helps GNNs with varying depths relieve the issue of over-fitting and thus obtain better generalization performance. As an additional result, we provide the performance comparison on Figure 5 in the appendix.

Table 3: Ablation study of the mixed knowledge sources on the graph kernel classification datasets.

	GIN- B	GIN- L	GIN- N	GIN- G	GIN- M
L_{label}		✓			
L_{node}			✓		
L_{graph}				✓	
L_{total}					✓
ENZ	66.00 \pm 7.19	66.66 \pm 5.47	67.33 \pm 1.33	67.66 \pm 1.69	69.33\pm4.02
DD	73.00 \pm 3.90	73.76 \pm 4.22	74.77\pm3.50	73.51 \pm 3.34	73.84 \pm 4.60
PRO	64.86 \pm 3.03	68.62 \pm 5.64	66.67 \pm 4.83	66.20 \pm 5.07	70.06\pm4.89

Mixed knowledge sources Table 3 provides a study that evaluates the effectiveness of three knowledge sources and the one that mixed them. Here, we select GIN as the evaluation backbone and name this baseline as GIN- B . We denote the model that is solely distilled by intermediate logits, neighborhood discrepancy, and compact graph embedding as GIN- L , GIN- N , GIN- G , respectively. The model distilled by mixed knowledge are represented as GIN- M . Yet varying characteristics exist on different datasets, we have the following observations: 1) Applying each knowledge source individually contributes positively to the model performance. 2) Mixing multi knowledge sources is able to further boost the performance gain than single source SD.

5 Conclusion

We have presented an efficient yet generic GNN Self-Distillation (GNN-SD) framework tailored for boosting GNN performance. A key idea is that distilling the knowledge of maintaining high neighborhood discrepancy in shallow layers to deep layers so as to improve the training dynamics of GNNs. To this end, we propose the lightweight metric of Neighborhood Discrepancy Rate (NDR), based on the dissimilarity between the embedded central node and its neighbors, to refine such knowledge from each GNN layer. Moreover, we extend GNN-SD to involve compact graph embedding and intermediate logits and verify that mixed knowledge sources can further enhance the knowledge transferability. We perform exploring analysis to provide insightful explanation of the effect of retaining NDR on improving the embedding quality of GNNs, and conduct extensive experiments to verify the effectiveness and generalization of GNN-SD.

References

- Chen, D.; Lin, Y.; Li, W.; Li, P.; Zhou, J.; and Sun, X. 2020a. Measuring and Relieving the Over-Smoothing Problem for Graph Neural Networks from the Topological View. In *AAAI*, 3438–3445.
- Chen, M.; Wei, Z.; Huang, Z.; Ding, B.; and Li, Y. 2020b. Simple and Deep Graph Convolutional Networks. *arXiv preprint arXiv:2007.02133*.
- Dwivedi, V. P.; Joshi, C. K.; Laurent, T.; Bengio, Y.; and Bresson, X. 2020. Benchmarking graph neural networks. *arXiv preprint arXiv:2003.00982*.
- Fey, M.; and Lenssen, J. E. 2019. Fast Graph Representation Learning with PyTorch Geometric. In *ICLR Workshop on Representation Learning on Graphs and Manifolds*.
- Hamilton, W.; Ying, Z.; and Leskovec, J. 2017. Inductive representation learning on large graphs. In *Advances in neural information processing systems*, 1024–1034.
- Heo, B.; Kim, J.; Yun, S.; Park, H.; Kwak, N.; and Choi, J. Y. 2019. A Comprehensive Overhaul of Feature Distillation. *arXiv preprint arXiv:1904.01866*.
- Hinton, G.; Vinyals, O.; and Dean, J. 2015. Distilling the knowledge in a neural network. *arXiv preprint arXiv:1503.02531*.
- Hou, Y.; Ma, Z.; Liu, C.; and Loy, C. C. 2019. Learning lightweight lane detection cnns by self attention distillation. In *Proceedings of the IEEE International Conference on Computer Vision*, 1013–1021.
- Hu, W.; Fey, M.; Zitnik, M.; Dong, Y.; Ren, H.; Liu, B.; Catasta, M.; and Leskovec, J. 2020. Open graph benchmark: Datasets for machine learning on graphs. *arXiv preprint arXiv:2005.00687*.
- Kersting, K.; Kriege, N. M.; Morris, C.; Mutzel, P.; and Neumann, M. 2016. Benchmark Data Sets for Graph Kernels. URL <http://graphkernels.cs.tu-dortmund.de>.
- Kim, J.; Park, S.; and Kwak, N. 2018. Paraphrasing complex network: Network compression via factor transfer. In *NeurIPS*.
- Kingma, D. P.; and Ba, J. 2014. Adam: A method for stochastic optimization. *arXiv preprint arXiv:1412.6980*.
- Kipf, T. N.; and Welling, M. 2016. Semi-supervised classification with graph convolutional networks. *arXiv preprint arXiv:1609.02907*.
- Li, Q.; Han, Z.; and Wu, X.-M. 2018. Deeper insights into graph convolutional networks for semi-supervised learning. *arXiv preprint arXiv:1801.07606*.
- Paszke, A.; Gross, S.; Chintala, S.; Chanan, G.; Yang, E.; DeVito, Z.; Lin, Z.; Desmaison, A.; Antiga, L.; and Lerer, A. 2017. Automatic differentiation in pytorch.
- Romero, A.; Ballas, N.; Kahou, S. E.; Chassang, A.; Gatta, C.; and Bengio, Y. 2014. Fitnets: Hints for thin deep nets. *arXiv preprint arXiv:1412.6550*.
- Rong, Y.; Huang, W.; Xu, T.; and Huang, J. 2019. Dropedge: Towards deep graph convolutional networks on node classification. In *International Conference on Learning Representations*.
- Sen, P.; Namata, G.; Bilgic, M.; Getoor, L.; Galligher, B.; and Eliassi-Rad, T. 2008. Collective classification in network data. *AI magazine* 29(3): 93–93.
- Tian, Y.; Krishnan, D.; and Isola, P. 2019. Contrastive Representation Distillation. In *International Conference on Learning Representations*.
- Veličković, P.; Cucurull, G.; Casanova, A.; Romero, A.; Liò, P.; and Bengio, Y. 2018. Graph Attention Networks. In *International Conference on Learning Representations*.
- Wang, M.; Yu, L.; Zheng, D.; Gan, Q.; Gai, Y.; Ye, Z.; Li, M.; Zhou, J.; Huang, Q.; Ma, C.; Huang, Z.; Guo, Q.; Zhang, H.; Lin, H.; Zhao, J.; Li, J.; Smola, A. J.; and Zhang, Z. 2019. Deep Graph Library: Towards Efficient and Scalable Deep Learning on Graphs. *ICLR Workshop on Representation Learning on Graphs and Manifolds* URL <https://arxiv.org/abs/1909.01315>.
- Xu, K.; Hu, W.; Leskovec, J.; and Jegelka, S. 2018a. How Powerful are Graph Neural Networks? In *International Conference on Learning Representations*.
- Xu, K.; Li, C.; Tian, Y.; Sonobe, T.; Kawarabayashi, K.-i.; and Jegelka, S. 2018b. Representation Learning on Graphs with Jumping Knowledge Networks. In *ICML*.
- Yang, C.; Xie, L.; Su, C.; and Yuille, A. L. 2019. Snapshot distillation: Teacher-student optimization in one generation. In *Proceedings of the IEEE Conference on Computer Vision and Pattern Recognition*, 2859–2868.
- Yang, Y.; Qiu, J.; Song, M.; Tao, D.; and Wang, X. 2020. Distilling Knowledge From Graph Convolutional Networks. In *Proceedings of the IEEE/CVF Conference on Computer Vision and Pattern Recognition*, 7074–7083.
- Yuan, L.; Tay, F. E.; Li, G.; Wang, T.; and Feng, J. 2019. Revisit knowledge distillation: a teacher-free framework. *arXiv preprint arXiv:1909.11723*.
- Yuan, L.; Tay, F. E.; Li, G.; Wang, T.; and Feng, J. 2020. Revisiting Knowledge Distillation via Label Smoothing Regularization. In *Proceedings of the IEEE/CVF Conference on Computer Vision and Pattern Recognition*, 3903–3911.
- Yun, S.; Park, J.; Lee, K.; and Shin, J. 2019. Regularizing Predictions via Class-wise Self-knowledge Distillation.
- Zagoruyko, S.; and Komodakis, N. 2016. Paying more attention to attention: Improving the performance of convolutional neural networks via attention transfer. *arXiv preprint arXiv:1612.03928*.
- Zhang, L.; Song, J.; Gao, A.; Chen, J.; Bao, C.; and Ma, K. 2019. Be your own teacher: Improve the performance of convolutional neural networks via self distillation. In *Proceedings of the IEEE International Conference on Computer Vision*, 3713–3722.

Appendix

A Experimental Environments

All experiments conducted in this paper run on a NVIDIA 2080 Ti GPU with 11 GB memory. Except the experiments of Table 7(b) in the appendix that running on OGB dataset (Hu et al. 2020) are implemented by PyTorch (Paszke et al. 2017) of version 1.5.0 and PyTorch Geometric (Fey and Lenssen 2019) of version 1.6.1, other experiments are implemented by PyTorch of version 1.3.1 and DGL (Wang et al. 2019) of version 0.4.2.

B Hyper-parameter Settings of the Overall Comparison Experiments

We adopt the Adam optimizer (Kingma and Ba 2014) for model training. For evaluations on the citation datasets, each experiment is carried out for 20 runs under 20 different seeds, and we report the average test accuracy and its standard deviation. For conducting 10-fold cross validation on graph kernel datasets, the random seed is fixed for reproducing the results. The hyper-parameters of the baseline models are set for matching certain budgets, as illustrated in Section 4.1. For the choice of the hyper-parameters of α , β and γ in Eq.(18), we carried out a simple grid search at the range of $\alpha \in \{0.1, 1\}$, $\beta \in \{0.1, 1, 10, 100\}$, $\gamma \in \{0.1, 1, 10\}$, and a combination of (α, β) , $(\beta, \gamma) \in \{(0.5, 0.5), (1, 1)\}$ for each controlled experiments. The temperature T in Eq.(17) is fixed to be 1. Then, the detailed hyper-parameters are summarized in Table 8 and Table 9, where Table 4 gives the description of the meaning of the hyper-parameters.

Table 4: Hyper-parameter Description

Hyperparameter	Description
lr	learning rate
weight-decay	L2 regularization weight
dropout	dropout rate
#layer	number of hidden layers
#hidden	hidden dimensionality
#head	number of attention heads
#epoch	number of training epochs
T	temperature of Eq.(17)
α	loss weight of Eq.(17)
β	loss weight of Eq.(6)
γ	loss weight of Eq.(13)

C Details of the Comparison with LSP

Table 6 provides the detailed four runs results of the re-implemented baseline backbone used in LSP (Hyper-parameters are given in Table 5) and our GNN-SD method.

D Evaluation on GAT with Different Depth

Figure 5(a) depicts the additional results of the model performance on GAT models with different depths between the configurations with and without GNN-SD of retaining

Table 5: Settings of the baseline backbone used on the PPI dataset for comparing with LSP.

Model	Layers	Attention heads	Hidden features
Student (GAT)	5	2,2,2,2,2	68,68,68,68,121

Table 6: Performance comparison with LSP on the PPI dataset. The second column records the experiment results reported in their original paper. In the other columns, we report the overall running results of 4 runs of our experiments.

Model:	Report	F1 Score				
		our running results				
		Avg.	(1st	2nd	3rd	4th)
(1)Teacher	97.6*			/		
(2)Student	95.7*	95.6	(95.64	95.83	95.27	95.69)
(2) + AT	95.4*			/		
(2) + FitNet	95.6*			/		
(2) + LSP	96.1*			/		
(2) + GNN-SD	/	96.2	(96.14	96.24	96.22	96.20)

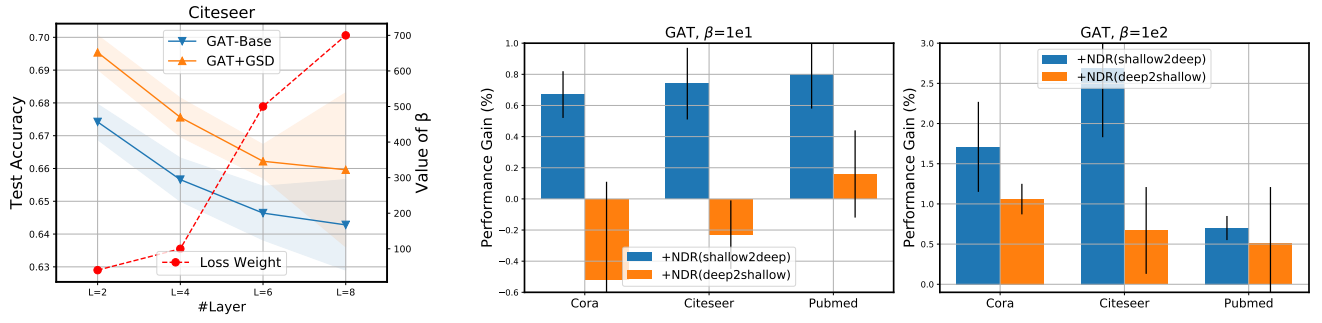
Neighborhood Discrepancy Rate (NDR), as the supplement for the experiments of Section 4.3 in the paper. The results show that: 1) GNN trained by GNN-SD achieves consistent performance improvement while suffering less from over-fitting (as shown in Figure 4(b)) regardless of varying model depths. 2) The optimal loss weights of β increase as the issue of over-smoothing become severer, which is in line with our expectations.

E Comparison on Two Supervision Schemes of Retaining NDR

Figure 5(b) compares the results of two supervision schemes: Transferring the NDR of shallow layers to deep ones and the reverse strategy. Since our motivation is to retaining high neighborhood discrepancy from shallow layers to deep layers, the common strategy for CNN models that transfers knowledge from deep layers to shallow layers is not the desired scheme for conducting GNN-SD. One can see that performing Neighborhood Discrepancy by serving the NDR of embeddings in the deep layer is not optimal (Figure 5(b) right), sometimes even detrimental (Figure 5(b) left) for GNN models. These results verify our conjecture.

F Application of GNN-SD on SotA Models

In the first overall controlled experiments in the main text (Results in Table 1), we intentionally select several popular GNN backbones that perform differently on multiple datasets, in order to evaluate the effectiveness and generalization of our method. To further verify the potential of the proposed GNN-SD to serve as a drop-in replacement for training GNNs, we also evaluate the effectiveness of our method on GCN, GAT, JKNet (Xu et al. 2018b), JKNet with DropEdge (denoted as 'JKNet(Drop)') (Rong et al. 2019), and GCNII (Chen et al. 2020b), which either achieve State-of-the-Art (SotA) performance or are specifically designed



(a) Comparison of backbones with different depth w and w/o performing GNN-SD of NDR. The red scatters gives the searched optimal β for weighting node-level self-distillation.

(b) Comparison of two schemes of NDR transferring. Performing Neighborhood Discrepancy by serving the NDR of embeddings in the deep layer is not optimal (right), sometimes even detrimental (left) for GNN models.

Figure 5: Additional analysis on GNN-SD of retaining Neighborhood Discrepancy Rate.

for solving the over-smoothing issue. The results are summarized in Table 7(a), which shows that our training strategy obtains further improvement on these methods.

We also use the recently proposed large-scale Open Graph Benchmark (OGB) (Hu et al. 2020) dataset to conduct evaluation. For details, we select the OGB-arxiv and OGB-code, and reuse the open source model on the OGB leaderboard. The baseline GNNs include GraphSage, GCN, GCN-virtual (adding additional virtual nodes that are connected to all nodes in the original graph), GIN, GIN-virtual, GCNII. The comparison results are shown in Table 7(b), from which one can see that the proposed GNN-SD approach gives rise to consistent performance boost.

Table 7: Evaluation on the SotA GNN Models. The number in parentheses denotes the depth of GNNs.

(a) Test accuracy comparisons for different backbones w. and w.o. GNN-SD on Cora dataset

Model	Test Accuracy \pm s.d.	
	Base	GNN-SD
GCN(3)	81.67 \pm 0.39	82.15 \pm 0.58
GAT(3)	83.24 \pm 0.81	83.72 \pm 0.71
JKNet(8)	79.66 \pm 0.95	80.03 \pm 0.90
JKNet(Drop)(8)	80.95 \pm 1.00	81.11 \pm 0.58
GCNII(64)	85.24 \pm 0.42	85.38 \pm 0.43

(b) Test accuracy comparisons for different backbones w. and w.o. GNN-SD on OGB-arxiv (node classification) and OGB-code (graph classification) datasets.

OGB-arxiv	Test Accuracy \pm s.d.		OGB-code	Test Accuracy \pm s.d.	
	Base	GNN-SD		Base	GNN-SD
GraphSage	71.12 \pm 0.38	71.62 \pm 0.32	GCN	0.3148	0.3198
GCN	71.84 \pm 0.18	72.08 \pm 0.20	GIN	0.3167	0.3189
GCNII(3)	71.85 \pm 0.24	72.39 \pm 0.23	GCN-virtual	0.3261	0.3279
GCNII(16)	72.64 \pm 0.12	72.86 \pm 0.05	GIN-virtual	0.3203	0.3256

Table 8: The hyper-parameters of each backbones on graph kernel datasets for matching the baseline budgets, and the selected optimal loss weights.

Dataset	Backbone	Model Hyperparameters	Loss Hyperparameters
ENZYMES	GCN	lr=7e-4, weight-decay=0, dropout=0, #layer=4, #hidden=128, #epoch=1000	$\alpha = 0, \beta = 0.1, \gamma = 0$
	GAT	lr=1e-3, weight-decay=0, dropout=0, #layer=4, #hidden=16, #head=8, #epoch=1000	$\alpha = 1, \beta = 0, \gamma = 0, T = 1$
	GraphSage	lr=7e-4, weight-decay=0, dropout=0, #layer=4, #hidden=96, #epoch=1000	$\alpha = 0, \beta = 1, \gamma = 0$
	GIN	lr=7e-3, weight-decay=0, dropout=0, #layer=4, #hidden=96, #epoch=1000	$\alpha = 0, \beta = 1, \gamma = 1$
DD	GCN	lr=1e-5, weight-decay=0, dropout=0, #layer=4, #hidden=128, #epoch=1000	$\alpha = 0, \beta = 0, \gamma = 0.01$
	GAT	lr=5e-5, weight-decay=0, dropout=0, #layer=4, #hidden=16, #head=8, #epoch=1000	$\alpha = 0, \beta = 0.1, \gamma = 0$
	GraphSage	lr=1e-5, weight-decay=0, dropout=0, #layer=4, #hidden=96, #epoch=1000	$\alpha = 1, \beta = 0, \gamma = 0, T = 1$
	GIN	lr=1e-3, weight-decay=0, dropout=0, #layer=4, #hidden=96, #epoch=1000	$\alpha = 0, \beta = 1, \gamma = 0$
PROTEINS	GCN	lr=7e-4, weight-decay=0, dropout=0, #layer=4, #hidden=128, #epoch=1000	$\alpha = 0, \beta = 1, \gamma = 0$
	GAT	lr=1e-3, weight-decay=0, dropout=0, #layer=4, #hidden=16, #head=8, #epoch=1000	$\alpha = 0, \beta = 0, \gamma = 0.01$
	GraphSage	lr=7e-5, weight-decay=0, dropout=0, #layer=4, #hidden=96, #epoch=1000	$\alpha = 0, \beta = 1, \gamma = 1$
	GIN	lr=7e-3, weight-decay=0, dropout=0, #layer=4, #hidden=96, #epoch=1000	$\alpha = 1, \beta = 1, \gamma = 1, T = 1$

Table 9: The hyper-parameters of each backbones on citation datasets for matching the baseline budgets, and the selected optimal loss weights.

Dataset	Backbone	Model Hyperparameters	Loss Hyperparameters
Cora	GCN	lr=1e-3, weight-decay=5e-4, dropout=0.5, #layer=4, #hidden=256, #epoch=300	$\alpha = 0.5, \beta = 0.5, T = 1$
	GAT	lr=1e-3, weight-decay=5e-4, dropout=0.6, #layer=4, #hidden=128, #head=4, #epoch=300	$\alpha = 0, \beta = 1e2$
	GraphSage	lr=5e-3, weight-decay=5e-4, dropout=0.5, #layer=4, #hidden=256, #epoch=300	$\alpha = 1, \beta = 0, T = 1$
	GIN	lr=5e-4, weight-decay=0.0, dropout=0.5, #layer=4, #hidden=256, #epoch=300	$\alpha = 1, \beta = 0, T = 1$
Citeseer	GCN	(The following models are the same as above-mentioned)	$\alpha = 0.5, \beta = 0.5, T = 1$
	GAT	/	$\alpha = 0, \beta = 1e2$
	GraphSage	/	$\alpha = 1, \beta = 1, T = 1$
	GIN	/	$\alpha = 1, \beta = 1, T = 1$
PubMed	GCN	/	$\alpha = 0, \beta = 1$
	GAT	/	$\alpha = 0, \beta = 1e2$
	GraphSage	/	$\alpha = 0, \beta = 1$
	GIN	/	$\alpha = 1, \beta = 0, T = 1$