
Learning to Rank with Missing Data via Generative Adversarial Networks

Grace Deng
Dept. of Statistics and Data Science
Cornell University
gd345@cornell.edu

Cuize Han
Amazon Search
Palo Alto, CA
cuize@amazon.com

David S. Matteson
Dept. of Statistics and Data Science
Cornell University
dm484@cornell.edu

Abstract

We explore the role of Conditional Generative Adversarial Networks (GAN) in imputing missing data and apply GAN imputation on a novel use case in e-commerce: a learning-to-rank problem with incomplete training data. Conventional imputation methods often make assumptions regarding the underlying distribution of the missing data, while GANs offer an alternative framework to sidestep approximating intractable distributions. First, we prove that GAN imputation offers theoretical guarantees beyond the naive Missing Completely At Random (MCAR) scenario. Next, we show that empirically, the Conditional GAN structure is well suited for data with heterogeneous distributions and across unbalanced classes, improving performance metrics such as RMSE. Using an Amazon Search ranking dataset, we produce standard ranking models trained on GAN-imputed data that are comparable to training on ground-truth data based on standard ranking quality metrics NDCG and MRR. We also highlight how different neural net features such as convolution and dropout layers can improve performance given different missing value settings.

1 Introduction

Missing data is a common data quality issue found in all aspects of data science and machine learning. Modern data collection technology can often exhibit gaps in data due to a variety of reasons, such as server outages, incomplete responses, or a mere coding error. At the same time, many ML models require complete

datasets for training, highlighting the need for missing data imputation methods that are broadly applicable to different types of datasets and complex missing mechanisms.

Our motivating application is the classic “learning-to-rank” problem in search and e-commerce, using an Amazon Search ranking dataset. The ranking dataset is often characterized by descriptive columns (e.g., product category, brand, country, etc.) and composite features with non-standard distributions that will vary both on the query and query-result level. The probability of a value being missing is often not independent of observed values, which violates the Missing Completely At Random (MCAR) assumption favored by classic imputation methods.

We propose adapting Generative Adversarial Networks (GANs) [Goodfellow et al., 2014] for missing data imputation. In particular, Conditional GANs [Mirza and Osindero, 2014] can be used to account for the unique structure of ranking datasets, which is particularly suited given its many “grouped” characteristics and potentially heterogeneous distributions across different classes. Furthermore, we show that imputations generated by GANs can satisfy conditions for compatible imputations under more complex, but realistic missing scenarios such as Extended Missing At Random (EMAR) or Extended Always Missing At Random (EAMAR).

To our knowledge, there has been no prior work in exploring GAN imputation for machine-learned ranking (MLR), which is a core function to a wide array of commercial and technical applications, such as search, document retrieval, recommendation systems, etc.

Our Approach. The Amazon Search ranking dataset has 1.8 million query-groups and a proportion of the data will be masked as missing. Conditional GANs will be used to generate imputations of the masked values. To validate the usefulness of GAN imputations in a practical context, we will use both the imputed data

and the ground-truth data to perform standard ranking tasks based on a shared target (e.g., impressions, clicks, adds-to-cart by customer). Keeping all hyper-parameters equal, we will compare model performance using standard ranking quality measures such as Normalized Discounted Cumulative Gain (NDCG) and Mean Reciprocal Rank (MRR). The goal is to demonstrate “fake” ranking models trained on imputed data has comparable performance to standard ranking models trained for production on complete data.

Background. GAN architecture is comprised of two competing deep neural nets; the *generator* and the *discriminator*. The generator produces synthetic data by mimicking the underlying data distribution, and the discriminator tries to distinguish fake and real data. Training GANs is a balancing act in that neither system should dominate the other too quickly. If the generator dominates the discriminator by “exploiting” its weaknesses and memorizing a few close-to-reality examples, an issue commonly known as “mode collapse” has occurred. If the situation is in reverse, a strong discriminator may generate values close to 0 or 1, resulting in near-zero gradients and non-convergence.

GANs have shown impressive performance in generative tasks, include high-resolution image generation, text-to-image synthesis, image-to-image translation, video synthesis, and audio generation/synthesis [Oza et al., 2019, Sheng et al., 2019]. A ‘vanilla’ GAN consist of only fully-connected layers, and has a tendency to suffer from non-convergence and mode collapse. The introduction of Deep-Convolutional GANs (DC-GAN) with convolution layers [Radford et al., 2015] greatly improved the stability of GANs during training and showed that the generator and discriminator learned a hierarchy of representations from object parts. Other techniques for GAN training include feature mapping, batch normalization [Salimans et al., 2016], leaky-relu activation functions, and modifications of the objective loss functions, e.g., Wasserstein loss [Arjovsky et al., 2017]. Conditional GANs [Mirza and Osindero, 2014] allow for greater control over the modes of generated data by conditioning on auxiliary information such as class labels.

Related Methods. The Generative Adversarial Imputation Networks (GAIN) algorithm was first proposed [Yoon et al., 2018] to address this problem under the naive MCAR assumption. This algorithm generated better imputations benchmarked against distributive missing data methods such as MICE and missForest, and generative methods such as Expectation-Maximization (EM). These method are limited by assuming an underlying parametric distribution for missing data. Imputation with GANs aims to address these gaps in current imputation methods

where the generator strives to accurately impute missing data, and the discriminator strives to distinguish between observed and imputed data while minimizing the traditional minimax loss function.

Other methods are mostly limited to images. MisGAN [Li et al., 2019] utilized two separate GANs for data and mask (a matrix for indicating missing values) imputation for images, under various corruption scenarios such as blur, block-patch, etc. Colla-GAN [Lee et al., 2019] proposed converting the image imputation problem to a multi-domain images-to-image translation problem, resulting in imputations with higher visual quality. Non-image data use cases such as imputation for multivariate time series [Luo et al., 2018], have also been considered.

The rest of this paper is organized as follows: Section 2 introduces GANs and describe a Conditional GAN structure for imputation that better accounts for heterogeneous grouping in real-world data. We also prove theoretical guarantees for complex missing mechanisms beyond MCAR. Section 3 showcases the learning-to-rank problem in search within a missing data framework using an Amazon ranking dataset, and analyzes performance of production ranking models trained on imputed data versus the ground-truth data. Finally, Section 4 compares conditional versus vanilla GAN structures for imputation for MNIST data with respect to various neural net techniques (dropout, convolution layers, etc.).

2 Methodology

2.1 Conditional GAN

Standard GANs consist of two adversarial models: a generator G that mimics the true data distribution p_{data} and a discriminative model D that predicts the probability that a sample comes from the true distribution (training data) than the generated distribution p_G from G . The models G and D can theoretically be any non-linear mapping function, such as deep neural nets, with a variety of tuning parameters and configurations.

During training, the generator G maps a noise distribution $p_z(z)$ to the data space $G(z; \theta_g)$ and the discriminator D predicts the probability that the data x comes from training data. We can set this up as a two-player min-max game with value function $V(G, D)$:

$$\min_G \max_D V(D, G) = \mathbb{E}_{x \sim p_{data}(x)} [\log D(x)] + \mathbb{E}_{z \sim p_z(z)} [\log(1 - D(G(z)))] \quad (1)$$

Suppose that we have auxiliary information y about our data x . We can then modify the standard GAN structure by conditioning on y in both the discriminator and generator, and combine the input noise $p_z(z)$

and y as a joint hidden representation. The resulting Conditional GAN (CGAN) Mirza and Osindero [2014] value function then becomes:

$$\min_G \max_D V(D, G) = \mathbb{E}_{x \sim p_{data}(x)} [\log D(x|y)] + \mathbb{E}_{z \sim p_z(z)} [\log(1 - D(G(z|y)))] \quad (2)$$

2.2 Conditional GAN for Imputation

We build upon the vanilla GAIN structure for imputation [Yoon et al., 2018], and first define $\mathbf{X} = (X_1, \dots, X_d)$ as a random vector that could take on either continuous or discrete values, and our training data are realizations of \mathbf{X} . We define a mask random vector \mathbf{M} with the same dimensions as \mathbf{X} which takes on values in $\{0, 1\}^d$. Then, we can define a new random vector for *observed data* $\tilde{\mathbf{X}}$ as follows:

$$\tilde{X}_i = \begin{cases} X_i, & \text{if } M_i = 1 \\ *, & \text{otherwise} \end{cases} \quad (3)$$

where $*$ represents an unobserved or missing value, which we can later input a noise value Z_i as a placeholder. Hence, \mathbf{M} is a matrix that explicitly indicates which values of \tilde{X}_i are observed ($M_i = 1$) and which are missing ($M_i = 0$).

We then feed $\tilde{\mathbf{X}}$, \mathbf{M} , and noise placeholder \mathbf{Z} into the generator G , which will generate an output vector of imputations $\hat{\mathbf{X}} = G(\tilde{\mathbf{X}}, \mathbf{M}, (\mathbf{1} - \mathbf{M}) \odot \mathbf{Z})$ of the same dimension as $\tilde{\mathbf{X}}$. The function \odot denotes element-wise multiplication. Note that \mathbf{Z} is independent of all other variables; it is typically designated as Gaussian white noise distribution $N(0, 1)$. $\tilde{\mathbf{X}}$ is the imputed copy of \mathbf{X} , but we are only interested in the values of \tilde{X}_i for which $M_i = 0$, that is, when the value is unobserved. Hence, the completed data vector $\hat{\mathbf{X}}$ is

$$\hat{\mathbf{X}} = \mathbf{M} \odot \tilde{\mathbf{X}} + (\mathbf{1} - \mathbf{M}) \odot \hat{\mathbf{X}} \quad (4)$$

The discriminator D then tries to recover the true \mathbf{M} from the completed data vector $\hat{\mathbf{X}}$, by predicting the probability of whether each \hat{X}_i is real (observed) or fake (imputed). The resulting vector of probabilities is denoted as $\hat{\mathbf{M}} = D(\hat{\mathbf{X}})$. Hence, the goal of the generator-discriminator pair is to minimize the distance between \mathbf{M} and $\hat{\mathbf{M}}$.

Given an arbitrary loss function \mathcal{L} , we can write the value function as a two-player min-max game. Using the cross-entropy loss function gives:

$$\begin{aligned} \min_G \max_D V(D, G) &= \mathbb{E}[\mathcal{L}(\mathbf{M}, \hat{\mathbf{M}})] \\ &= \mathbb{E}[\sum_{i=1}^n (M_i \log(\hat{M}_i) \\ &\quad + (1 - M_i) \log(1 - \hat{M}_i))] \end{aligned} \quad (5)$$

However, this set-up is too simple and fails to account for heterogeneity across different subsets or classes within many real-world datasets, e.g. multiple ob-

servations from different locations in panel data or various demographics in survey data. Hence, we propose using Conditional GANs [Mirza and Osindero, 2014]. Suppose we have auxiliary information \mathbf{Y} , such as class labels. We can then condition on \mathbf{Y} by feeding $\tilde{\mathbf{X}}$, \mathbf{M} , \mathbf{Z} , and \mathbf{Y} into the generator G . This will generate an output vector of imputations $\hat{\mathbf{X}} = G(\tilde{\mathbf{X}}|\mathbf{Y}, \mathbf{M}, (\mathbf{1} - \mathbf{M}) \odot \mathbf{Z})$, which we then use to form the completed data vector $\hat{\mathbf{X}}$ in (4) and feed into the discriminator in order to recover \mathbf{M} . The output of probabilities is now $\hat{\mathbf{M}} = D(\hat{\mathbf{X}}|\mathbf{Y})$. Finally, we write the objective function of the Conditional GAN as:

$$\begin{aligned} \min_G \max_D V(D, G) &= \mathbb{E}[\mathcal{L}(\mathbf{M}, \hat{\mathbf{M}})] \\ &= \mathbb{E}[\mathcal{L}(\mathbf{M}, D(\hat{\mathbf{X}}|\mathbf{Y}))] \end{aligned} \quad (6)$$

2.3 Theoretical Analysis

Prior works trying to extend or improve GAN imputation [Lee et al., 2019, Li et al., 2019, Camino et al., 2019, Kim et al., 2020] all restricted theoretical guarantees for the generated distributions to the Missing Completely At Random (MCAR) assumption. However, in practice, this is much too strict and rarely satisfied by real-world missing data. But empirically, we often find imputation using GAN working quite well for missing data under MAR (Missing At Random) or even MNAR (Missing Not At Random). Hence, there is a clear gap between theoretical guarantees and empirical results. In this section, we try to close this gap by investigating more general conditions on missing mechanisms and extend theories beyond the MCAR assumption. We focus on the vanilla GAN for imputation (the GAIN algorithm) for simplicity, and all the analysis also apply to Conditional GAN for imputation.

In the following analysis, we use small case letters to represent the n independent realizations of \mathbf{X} , \mathbf{M} and $\tilde{\mathbf{X}}$ as $\mathbf{x}_i = (x_{i1}, \dots, x_{id})$, $\mathbf{m}_i = (m_{i1}, \dots, m_{id})$ and $\tilde{\mathbf{x}}_i = (\tilde{x}_{i1}, \dots, \tilde{x}_{id})$, $i = 1, \dots, n$. For a vector \mathbf{x} of dimension d , we use the notation $\mathbf{x}|_{\mathbf{m}}$ to represent the subvector of \mathbf{x} that corresponds to the positions where the elements of \mathbf{m} is 1. Curly brackets within conditional probability statements are used for readability.

In Yoon et al. [2018], the authors proved that the necessary and sufficient condition for $\hat{\mathbf{X}}$ being generated by an ideal generator is

$$\mathbb{P}(\hat{\mathbf{X}} = \mathbf{x} \mid \{\mathbf{H} = \mathbf{h}, M_i = t\}) = \mathbb{P}(\hat{\mathbf{X}} = \mathbf{x} \mid \mathbf{H} = \mathbf{h}) \quad (7)$$

for every $i \in \{1, \dots, d\}$, $t \in \{0, 1\}$, $\mathbf{x} \in \mathcal{X}^d$ and $\mathbf{h} \in \mathcal{H}$ such that $\mathbb{P}(\mathbf{H} = \mathbf{h} \mid M_i = t) > 0$. Here \mathbf{H} is a *hint mechanism* that takes value in the space \mathcal{H} and it is a random vector defined by us given \mathbf{M} and $\tilde{\mathbf{X}}$. \mathbb{P} is the underlying probability measure and to keep notations simple, we assume, without loss of generality, all

the random variables involved are discrete. Note that this result holds without any assumptions on the joint distribution of (\mathbf{X}, \mathbf{M}) . Hence, we can utilize this to extend beyond the naive MCAR assumption.

2.3.1 MAR and AMAR - Missing Mechanism

First, we distinguish between MAR and AMAR (Always Missing At Random), following Mealli and Rubin [2015]. (\mathbf{X}, \mathbf{M}) is MAR given the realized sample $(\tilde{\mathbf{x}}_i, \mathbf{m}_i), i = 1, \dots, n$ if

$$\mathbb{P}(\mathbf{M} = \mathbf{m}_i \mid \{\mathbf{X}|_{\mathbf{m}_i} = \tilde{\mathbf{x}}_i|_{\mathbf{m}_i}\}) = \mathbb{P}(\mathbf{M} = \mathbf{m}_i \mid \mathbf{X} = \mathbf{x}) \quad (8)$$

for any $i = 1, \dots, n$ and \mathbf{x} such that $\mathbf{x}|_{\mathbf{m}_i} = \tilde{\mathbf{x}}_i|_{\mathbf{m}_i}$.

(\mathbf{X}, \mathbf{M}) is AMAR if

$$\mathbb{P}(\mathbf{M} = \mathbf{m} \mid \{\mathbf{X}|_{\mathbf{m}} = \mathbf{x}|_{\mathbf{m}}\}) = \mathbb{P}(\mathbf{M} = \mathbf{m} \mid \mathbf{X} = \mathbf{x}) \quad (9)$$

for any $\mathbf{m} \in \{0, 1\}^d$ and $\mathbf{x} \in \mathcal{X}^d$. By the property of conditional probability, note that (8) and (9) are equivalent to

$$\begin{aligned} \mathbb{P}(\mathbf{X} = \mathbf{x} \mid \{\mathbf{X}|_{\mathbf{m}_i} = \tilde{\mathbf{x}}_i|_{\mathbf{m}_i}, \mathbf{M} = \mathbf{m}_i\}) \\ = \mathbb{P}(\mathbf{X} = \mathbf{x} \mid \{\mathbf{X}|_{\mathbf{m}_i} = \tilde{\mathbf{x}}_i|_{\mathbf{m}_i}\}) \end{aligned} \quad (10)$$

and

$$\begin{aligned} \mathbb{P}(\mathbf{X} = \mathbf{x} \mid \{\mathbf{X}|_{\mathbf{m}} = \mathbf{x}|_{\mathbf{m}}, \mathbf{M} = \mathbf{m}\}) \\ = \mathbb{P}(\mathbf{X} = \mathbf{x} \mid \{\mathbf{X}|_{\mathbf{m}} = \mathbf{x}|_{\mathbf{m}}\}) \end{aligned} \quad (11)$$

Given a fixed $\mathbf{m}_0 \in \{0, 1\}^d$, we emphasize here that both conditions do not imply the conditional independence of \mathbf{X} and \mathbf{M} given $\mathbf{X}|_{\mathbf{m}_0}$ which is a much stronger assumption that requires

$$\begin{aligned} \mathbb{P}(\mathbf{X} = \mathbf{x} \mid \{\mathbf{X}|_{\mathbf{m}_0} = \mathbf{x}|_{\mathbf{m}_0}, \mathbf{M} = \mathbf{m}\}) \\ = \mathbb{P}(\mathbf{X} = \mathbf{x} \mid \{\mathbf{X}|_{\mathbf{m}_0} = \mathbf{x}|_{\mathbf{m}_0}\}) \end{aligned} \quad (12)$$

for any $\mathbf{m} \in \{0, 1\}^d$ and $\mathbf{x} \in \mathcal{X}^d$. Many different missing mechanisms can be defined through those conditional probability equations where different mechanisms correspond to different restrictions on the set of variable values that satisfy the equations. See Doretto et al. [2018] for more examples.

2.3.2 Compatible Imputations

Under the MCAR assumption, the ideal imputation $\hat{\mathbf{X}}$ has the same distribution as the original data. This is perfect but may be too stringent if we only care about the imputation quality for the missing data given the observed data. Thus, we define two compatible conditions for imputation. We say $\hat{\mathbf{X}}$ is a compatible imputation for the missing data $(\tilde{\mathbf{x}}_i, \mathbf{m}_i), i = 1, \dots, n$ if

$$\begin{aligned} \mathbb{P}(\hat{\mathbf{X}} = \mathbf{x} \mid \{\mathbf{X}|_{\mathbf{m}_i} = \tilde{\mathbf{x}}_i|_{\mathbf{m}_i}, \mathbf{M} = \mathbf{m}_i\}) = \\ \mathbb{P}(\mathbf{X} = \mathbf{x} \mid \{\mathbf{X}|_{\mathbf{m}_i} = \tilde{\mathbf{x}}_i|_{\mathbf{m}_i}, \mathbf{M} = \mathbf{m}_i\}) \end{aligned} \quad (13)$$

for any $i = 1, \dots, n$ and \mathbf{x} such that $\mathbf{x}|_{\mathbf{m}_i} = \tilde{\mathbf{x}}_i|_{\mathbf{m}_i}$. We say $\hat{\mathbf{X}}$ is always compatible for imputing (\mathbf{X}, \mathbf{M}) if

$$\begin{aligned} \mathbb{P}(\hat{\mathbf{X}} = \mathbf{x} \mid \{\mathbf{X}|_{\mathbf{m}} = \mathbf{x}|_{\mathbf{m}}, \mathbf{M} = \mathbf{m}\}) = \\ \mathbb{P}(\mathbf{X} = \mathbf{x} \mid \{\mathbf{X}|_{\mathbf{m}} = \mathbf{x}|_{\mathbf{m}}, \mathbf{M} = \mathbf{m}\}) \end{aligned} \quad (14)$$

for any $\mathbf{m} \in \{0, 1\}^d$ and $\mathbf{x} \in \mathcal{X}^d$. The compatible conditions are really what we desire for imputations. We will show that the GAN imputation $\hat{\mathbf{X}}$ still enjoys compatibility for many missing mechanisms beyond MCAR.

First, let's assume for any $j = 1, 2, \dots, d$, the probability of j th component being missing only depends on the values of the other components. That is

$$\mathbb{P}(M_j = 1 \mid \mathbf{X} = \mathbf{x}) = f_j(\mathbf{x}_{-j}), \forall j = 1, \dots, d \quad (15)$$

for some unknown function f_j . Here we use the shorthand notation \mathbf{x}_{-j} to represent the subvector of \mathbf{x} without j th component. This is similar to the itemwise conditionally independent nonresponse model considered in Sadinle and Reiter [2017]. Clearly (\mathbf{X}, \mathbf{M}) is MNAR since M_j can depend on missing values. However we can show that:

Theorem 1 *If (\mathbf{X}, \mathbf{M}) satisfies (15) and for any data row there is at most one missing, that is for any $i = 1, \dots, n$, \mathbf{m}_i at most has one component equals 0. Then $\hat{\mathbf{X}}$ is a compatible imputation for $(\tilde{\mathbf{x}}_i, \mathbf{m}_i), i = 1, \dots, n$.*

See proof in supplement. In the proof, we see it works because under the assumptions, the data distribution conditional on the observed values is the same as if they were not missing. This observation motivates us to define a new missing mechanism that we call EMAR (Extended Missing At Random). Formally, we say (\mathbf{X}, \mathbf{M}) is EMAR given the realized sample $(\tilde{\mathbf{x}}_i, \mathbf{m}_i), i = 1, \dots, n$ if

$$\begin{aligned} \mathbb{P}(\mathbf{X} = \mathbf{x} \mid \{\mathbf{X}|_{\mathbf{m}_i} = \tilde{\mathbf{x}}_i|_{\mathbf{m}_i}, \mathbf{M} = \mathbf{m}\}) = \\ \mathbb{P}(\mathbf{X} = \mathbf{x} \mid \{\mathbf{X}|_{\mathbf{m}_i} = \tilde{\mathbf{x}}_i|_{\mathbf{m}_i}\}) \end{aligned} \quad (16)$$

for any $i = 1, \dots, n$, \mathbf{x} such that $\mathbf{x}|_{\mathbf{m}_i} = \tilde{\mathbf{x}}_i|_{\mathbf{m}_i}$ and $\mathbf{m} = \mathbf{m}_i$ or $\mathbf{1}$. (\mathbf{X}, \mathbf{M}) is EAMAR (Extended Always Missing At Random) if

$$\begin{aligned} \mathbb{P}(\mathbf{X} = \mathbf{x} \mid \{\mathbf{X}|_{\mathbf{m}} = \mathbf{x}|_{\mathbf{m}}, \mathbf{M} = \mathbf{m}'\}) \\ = \mathbb{P}(\mathbf{X} = \mathbf{x} \mid \{\mathbf{X}|_{\mathbf{m}} = \mathbf{x}|_{\mathbf{m}}\}) \end{aligned} \quad (17)$$

for any $\mathbf{x} \in \mathcal{X}^d$ and $\mathbf{m}' = \mathbf{m}$ or $\mathbf{1}$. Examples of EMAR or EAMAR are much more prevalent in real datasets instead of MCAR, e.g. the itemwise missing model (15) with at most one missing per row or a ranking dataset with descriptive columns that are always observed. See the supplement for a detailed discussion. For both missing mechanisms, we can then state:

Theorem 2 *EMAR on (\mathbf{X}, \mathbf{M}) given the realized sample $(\tilde{\mathbf{x}}_i, \mathbf{m}_i), i = 1, \dots, n$ is a sufficient condition for $\hat{\mathbf{X}}$ being a compatible imputation for the missing data $(\tilde{\mathbf{x}}_i, \mathbf{m}_i), i = 1, \dots, n$. EAMAR on (\mathbf{X}, \mathbf{M}) is a sufficient condition for $\hat{\mathbf{X}}$ being always compatible for imputing (\mathbf{X}, \mathbf{M}) .*

See proof in supplement. Hence, we've shown that compatible imputations can be achieved by GANs even under expanded missing mechanisms such as EMAR and EAMAR. Next, we'll demonstrate our methodol-

ogy on a practical dataset.

3 Amazon Search Ranking Data

We now present a novel application of our method to the “learning-to-rank” problem [Li, 2011] [Burges, 2010], which is relevant to applications such as standard search, online advertising, and collaborative filtering in recommendation systems.

Consider the following e-commerce ranking task: The database has a collection of products. Given a search query, the system retrieves products that match the given query based on defined conditions (“matchset”), ranks the products, and returns the top ranked products. The ranking task is performed by an arbitrary ranking model trained with select ranking features (e.g., product characteristics) and a specified target column (e.g., binary indicator for relevant or not relevant). The ranking model produces scores ranking the order of the returned product results, and ranking quality is measured by information retrieval metrics such as Normalized Discounted Cumulative Gain (NDCG) or Mean Reciprocal Rank (MRR).

However, the challenge is training a good ranking model with incomplete data. Ranking datasets are aggregated from historical search logs, and missing values can occur in a non-random pattern during this process. For example, if a customer views an unavailable product, features such as price will be recorded as missing. When a product is newly listed, no values are observed for behavioral features that depend on historical data (e.g., reviews or clicks). This leads to lower rankings of new products with high-quality and relevance, known as the *cold-start problem* in search and recommendation system. Often it is impossible to go back and update the missing values with the true values, and simply filtering out query-groups with missing values will result in a biased ranking model.

Given that many real-world datasets suffer from missing or incomplete data, we demonstrate the usefulness of imputed datasets generated by GANs in this “learning-to-rank” setting. The Conditional GAN will be used to generate “fake” copies of a standard ranking dataset, analyze the performance (e.g., RMSE) across different levels of missingness, and compare the performance of standard ranking models (e.g., NDCG, MRR) trained on imputed vs. true ranking datasets.

3.1 Data Description and Methodology

We utilize a Amazon Search ranking dataset from 2020 consisting of 1.8 million query-groups. A query-group is a group of products or results returned to a customer-typed query (anonymized), ranked in order of relevance. Ranking features have two-levels: query level features that are the same for all results

within a query-group, and query-result level features that will vary for individual results within a query-group. The ranking datasets consist of 500K query-groups for training our GANs, 300K query-groups for imputation (“golden” dataset), 500K query-groups for testing the ranking model, and 500K query-groups for validation. The ranking model is a pairwise LambdaMart [Burges, 2010] model trained through LightGBM [Ke et al., 2017], a computationally efficient gradient boosting framework.

A collection of 24 common features for ranking are chosen and fall under 3 groups: behavioral, semantic, and product characteristics. Ranking features selected have varying ranges, units, and spread, which increases the difficulty of GAN training. Each feature is normalized by the mean and standard deviation, maintaining the same correlation structure as the original features. Higher correlation is observed amongst ranking features that belong to the same group. For confidentiality reasons, individual feature names are masked and referenced as Feature A, B, C, etc.

The Conditional GAN is well-suited for the ranking dataset, which is characterized by heterogeneous subgroups such as query groups, product categories, and market segments. Distributions of certain features are significantly disparate (using both t-test and Kolmogorov-Smirnov test) across product categories 1 and 2 (Figure 1). Training and testing dataset for imputation are filtered by a 21-class column of product categories, which are quite unbalanced. Conditioning on product categories is expected to yield better RMSE and produce better ranking models when trained on the resulting imputations.

3.2 RMSE by Missing Percentage

RMSE of imputations is compared for vanilla vs. Conditional GAN imputations across various percentage of missing values in the dataset: 10% to 90% by intervals of 10%. Multiple imputed copies of our golden ranking dataset are generated for each missing percentage after training a vanilla and Conditional GAN using the same hyperparameters: 1000 epochs with mini-batch size = 512, leaky relu = 0.01, and dropout keep rate = 0.25. Computation time is 40 minutes to train a GAN on a ml.m5.24xlarge instance in AWS, which is ≈ 7 hours for one replicate with 9 missing percentage settings.

Figure 2 compares the average RMSE across 10 imputed copies for each missing percentage for the two types of GANs. Clearly, the Conditional GAN demonstrates lower RMSE across the board, although the gap shrinks as the percentage of missing data increases. In practice, we wouldn’t recommend imputing datasets with more than 30% missing.

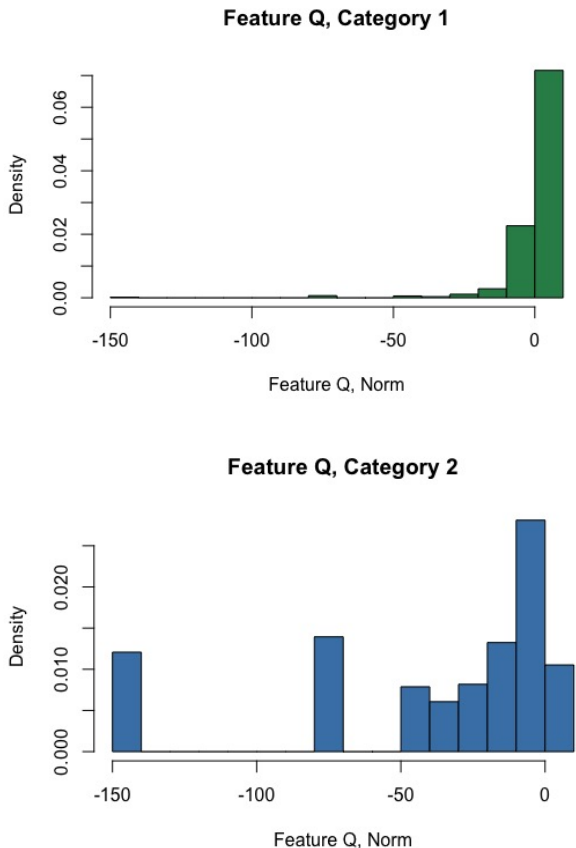


Figure 1: Feature Q Dist. for Category 1 and 2

3.3 Ranking Model Performance on Imputed Data

RMSE is just a single metric of imputation quality. From a business application perspective, we wish to know how well a ranking model trained on imputed data will perform compared to a “golden” production ranking model trained on the true data. A key information retrieval metric, Normalized Discounted Cumulative Gain (NDCG) [Valizadegan et al., 2009], measures ranking quality by summarizing the gains from a particular ranking order based on a specified target (e.g. relevant or not). It is standardized by position and is between $[0, 1]$. We first define Discounted Cumulative Gain (DCG) at position p , that is, for the top p results returned by a ranking model as:

$$DCG_p = \sum_{i=1}^p \frac{2^{rel_i} - 1}{\log_2(i + 1)}$$

where rel_i is the relevance score of result at position i for query q , as predicted by an arbitrary ranking model. Greater penalty is given (proportional logarithmically) for relevant results ranked in lower positions. DCG is divided by Ideal Discounted Cumulative Gain (IDCG), the maximum possible DCG through position p . If ranking model orders a set of

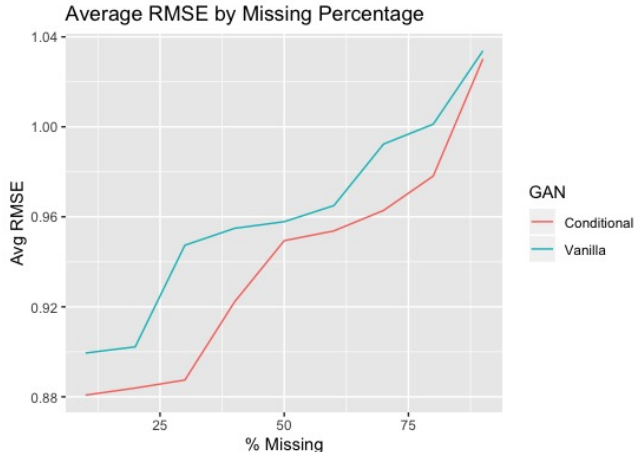


Figure 2: Average RMSE by % Missing: Vanilla vs. Conditional GAN

results in the optimal order possible, the NDCG will be equal to 1. Written out explicitly,

$$NDCG_p = \frac{DCG_p}{IDCG_p}, \quad IDCG_p = \sum_{i=1}^{|rel_p|} \frac{2^{rel_i} - 1}{\log_2(i + 1)}$$

and $|rel_p|$ represents the optimal order of search results by relevance up to position p . The final NDCG given by a specific ranking model or search engine algorithm can be computed as the average of the NDCG for each query-group in the testing ranking dataset, and is directly comparable across different models or algorithms.

Another common statistical metric used is Mean Reciprocal Rank (MRR), which measure ranking quality by evaluating the probability of the first correct answer for a given query. Specifically

$$MRR = \frac{1}{|Q|} \sum_{q=1}^{|Q|} \frac{1}{rank_q}$$

where $rank_i$ is the rank position of the first relevant result for query q in a dataset with Q query-groups.

Fixing missingness at 20%, 30 imputed copies of the “golden” ranking dataset are generated after training vanilla and Conditional GANs on the 500K query-group training dataset. For each type of GAN, dropout layers are also included to improve RMSE.

Table 1: Imputation RMSE by GAN Structure: Averaged by 30 Replicates

GAN Structure	Test RMSE	Std. Dev.
Conditional	0.930	0.00004
Conditional w/ Dropout	0.881	0.00004
Vanilla	0.985	0.00003
Vanilla w/ Dropout	0.963	0.00004

Table 2: 2-sample t-test of Ranking Model Metrics: Conditional vs. Vanilla GAN w/ Dropout

	Mean Diff	t-stat	df*	p-val
NDCG@10	0.001	5.967	39.769	0
NDCG Gain	0.172	5.97	39.8	0
MRR@10	0.001	5.336	40.091	0
MRR Gain	0.185	5.34	40.1	0

From Table 1, the imputed values generated by a Conditional GAN with dropout layers resulted in the lowest RMSE on average and is 8.5% lower ($p < 0.05$) than the benchmark vanilla GAN equivalent. Dropout layers led to small improvements in RMSE, and illustrates how different neural net structures may be required to optimize imputation for different types of data. Dropout has been known for regularizing training of deep neural nets, and is analogous to feature selection in traditional statistical modeling.

We compare how the imputed datasets from the two GAN structures perform when used to train a standard ranking model. 60 ranking models are trained using LightGBM (30 imputed copies from each structure), with imputed copies as training dataset, a binary target, and a fixed testing and validation ranking dataset. Final ranking model metrics (NDCG, MRR, etc.) are directly comparable. NDCG and MRR Gain refer to percentage-wise improvement compared to NDCG of the current production ranking model. In terms of all four ranking model metrics, the ranking models trained on imputations from Conditional GANs are better than those from vanilla GANs. Two-sample t-tests (Table 2) showed the improvement in ranking quality by using Conditional GAN imputations was statistically significant, even after controlling for false discovery rates using Benjamini-Hochberg procedure. Unequal variances are assumed and Satterthwaite approximation for degrees of freedom (df*) is used.

Finally, we train a ground-truth ranking model based on the “golden” 300K query group ranking dataset, using a binary target and 600 iterations to avoid underfitting. All hyperparameters for this ground-truth model is the same as that of the 60 models trained on imputed datasets. Given that we are learning on imputed datasets, we always expect to see a drop in NDCG compared to the ground-truth model. On average, the drop in NDCG for ranking models trained on imputations from Conditional GAN is $-2.41\% \pm 0.16\%$, while from vanilla GANs is $-2.71\% \pm 0.27\%$. These are fairly small differences in performance, given that NDCG is a metric between 0 and 1, although the Conditional GAN is slightly better. Hence, ranking models trained on GAN imputed datasets in general are almost as

good as training on the ground-truth dataset.

4 MNIST Image Data

Finally, we run additional experiments using the MNIST data and compare the RMSE of GAN imputations as the proportion of missing data increases, especially as we add features known to improve training such as dropout layers or convolution layers to the GAN, which had not been previously utilized. We also demonstrate that by conditioning on auxiliary information, in this case the digit class, we improve GAN imputations in terms of RMSE.

4.1 Data and Methodology

The MNIST data consists of 55,000 training images and 10,000 test samples. In TensorFlow, each GAN is trained with 5000 epochs and Adam optimizer [Kingma and Ba, 2014] instead of stochastic gradient descent for faster convergence. Five settings are used: (1) GAN with fully connected layers, (2) GAN with convolution layers, (3) GAN with dropout, (4) Conditional GAN, and (5) Conditional GAN with dropout. The missing data thresholds are 5%, 10%, 25%, 40%, 50%, 60%, 75%, 90%, and 95%. Mini-batch size of 128 and Xavier initiation for network weights [Glorot and Bengio, 2010] are used. Leaky-RELU activation [Xu et al., 2015] with $\alpha = 0.01$, which prevents the gradient from vanishing completely, only slightly improved performance. Other techniques typically used to stabilize GAN training, e.g. batch normalization or max pooling, did not significantly improve performance.

4.2 Results

We first average RMSE over 100 imputations for each of the five settings described. For all missing percentage levels, the Conditional GAN without Dropout performed best in RMSE than the benchmark vanilla GAN and DC-GAN. Including dropout layers for both the vanilla and Conditional GAN resulted in worse RMSE for <50% missing data. See supplement.

Figure 3 compares imputed copies at 50% missing data for 3 GAN variants for imputation. The first row of each matrix is the original image with 50% missing data. The three imputations (rows 2-4) are comparable to the ground truth (last row), with some variability since the GAN generator is mimicking the distribution of the true values. Using DC-GAN structure with convolution layers results in spotty imputed images and using the vanilla GAN structure results in blurry images that could be different from the true digit – in the second column, the true digit is a “5” but the vanilla imputation appears to be closer to “6”. Meanwhile, using Conditional GAN structure produces clearer images that take into account the




Figure 3: L-R, T-B: DC-GAN with convolution layers, Vanilla GAN with dropout, Conditional GAN with dropout; each with 50% missing image, 3 imputed copies, and original image.

original shape of the digit, even though it’s nearly impossible to see the original digit in the masked image (row 1). At lower missing percentages (25%), the Conditional GAN produces sharper images than the vanilla GAN or DC-GAN.

5 Discussion

We have demonstrated a novel Conditional GAN imputation approach to the missing data problem in learning-to-rank applications. Theoretical analysis showed compatible imputation guarantees for GANs under more realistic missing mechanisms beyond MCAR such as EMAR and EAMAR. Using a standard ranking dataset, ranking models trained on GAN-imputed data vs. ground-truth data and validated by the same testing and validation dataset, showed minimal drop in performance for standard ranking quality metrics such as NDCG and MRR. With dropout layers, the RMSE of imputations from Conditional GANs is 8.5% lower than vanilla GANs.

Second, we have shown that a Conditional GAN structure for imputation, which has not been previously utilized, outperforms classic or DC-GANs for MNIST dataset. Given that many real-world datasets have inherent heterogeneous subgroups or class labels, inclusion of this auxiliary information accounts for between-group variability and yield better imputation results. Hence, using GANs to generate “realistic” copies of training data provides a promising solution for practical business applications when data is incomplete.

6 Acknowledgements

The authors gratefully acknowledge financial support from a Xerox PARC Faculty Research Award, National Science Foundation Awards 1455172, 1934985, 1940124, and 1940276, USAID, and Cornell University Atkinson Center for a Sustainable Future. The authors would also like to thank Han Cheng and Chris Severs for their support.

References

- M. Arjovsky, S. Chintala, and L. Bottou. Wasserstein gan. *arXiv preprint arXiv:1701.07875*, 2017.
- C. J. Burges. From ranknet to lambdarank to lambdamart: An overview. *Learning*, 11(23-581):81, 2010.
- R. D. Camino, C. A. Hammerschmidt, and R. State. Improving missing data imputation with deep generative models. *arXiv preprint arXiv:1902.10666*, 2019.
- X. Chen, Y. Duan, R. Houthoofd, J. Schulman, I. Sutskever, and P. Abbeel. Infogan: Interpretable representation learning by information maximizing generative adversarial nets. In *Advances in neural information processing systems*, pages 2172–2180, 2016.
- M. Doretti, S. Geneletti, and E. Stanghellini. Missing data: a unified taxonomy guided by conditional independence. *International Statistical Review*, 86(2): 189–204, 2018.
- X. Glorot and Y. Bengio. Understanding the difficulty of training deep feedforward neural networks. In *Proceedings of the thirteenth international conference on artificial intelligence and statistics*, pages 249–256, 2010.
- I. Goodfellow, J. Pouget-Abadie, M. Mirza, B. Xu, D. Warde-Farley, S. Ozair, A. Courville, and Y. Bengio. Generative adversarial nets. In *Advances in neural information processing systems*, pages 2672–2680, 2014.
- G. Ke, Q. Meng, T. Finley, T. Wang, W. Chen, W. Ma, Q. Ye, and T.-Y. Liu. Lightgbm: A highly efficient gradient boosting decision tree. In *Advances in neural information processing systems*, pages 3146–3154, 2017.
- J. Kim, D. Tae, and J. Seok. A survey of missing data imputation using generative adversarial networks. In *2020 International Conference on Artificial Intelligence in Information and Communication (ICAIIIC)*, pages 454–456. IEEE, 2020.
- D. P. Kingma and J. Ba. Adam: A method for stochastic optimization. *arXiv preprint arXiv:1412.6980*, 2014.
- Y. LeCun, L. Bottou, Y. Bengio, P. Haffner, et al. Gradient-based learning applied to document recognition. *Proceedings of the IEEE*, 86(11):2278–2324, 1998.
- D. Lee, J. Kim, W.-J. Moon, and J. C. Ye. Collagan: Collaborative gan for missing image data imputation. In *Proceedings of the IEEE Conference on Computer Vision and Pattern Recognition*, pages 2487–2496, 2019.
- H. Li. A short introduction to learning to rank. *IEICE TRANSACTIONS on Information and Systems*, 94(10):1854–1862, 2011.
- S. C.-X. Li, B. Jiang, and B. Marlin. Misgan: Learning from incomplete data with generative adversarial networks. *arXiv preprint arXiv:1902.09599*, 2019.
- R. J. Little and D. B. Rubin. *Statistical analysis with missing data*, volume 793. John Wiley & Sons, 2019.
- Y. Luo, X. Cai, Y. Zhang, J. Xu, et al. Multivariate time series imputation with generative adversarial networks. In *Advances in Neural Information Processing Systems*, pages 1596–1607, 2018.
- F. Mealli and D. B. Rubin. Clarifying missing at random and related definitions, and implications when coupled with exchangeability. *Biometrika*, 102(4): 995–1000, 2015.
- M. Mirza and S. Osindero. Conditional generative adversarial nets. *arXiv preprint arXiv:1411.1784*, 2014.
- M. Oza, H. Vaghela, and K. Srivastava. Progressive generative adversarial binary networks for music generation. *arXiv preprint arXiv:1903.04722*, 2019.
- A. Radford, L. Metz, and S. Chintala. Unsupervised representation learning with deep convolutional generative adversarial networks. *arXiv preprint arXiv:1511.06434*, 2015.
- M. Sadinle and J. P. Reiter. Itemwise conditionally independent nonresponse modelling for incomplete multivariate data. *Biometrika*, 104(1):207–220, 2017.
- T. Salimans, I. Goodfellow, W. Zaremba, V. Cheung, A. Radford, and X. Chen. Improved techniques for training gans. In *Advances in neural information processing systems*, pages 2234–2242, 2016.
- S. Seaman, J. Galati, D. Jackson, and J. Carlin. What is meant by” missing at random”? *Statistical Science*, pages 257–268, 2013.
- L. Sheng, J. Pan, J. Guo, J. Shao, X. Wang, and C. C. Loy. Unsupervised bi-directional flow-based video generation from one snapshot. *arXiv preprint arXiv:1903.00913*, 2019.
- H. Valizadegan, R. Jin, R. Zhang, and J. Mao. Learning to rank by optimizing ndcg measure. In *Advances in neural information processing systems*, pages 1883–1891, 2009.
- B. Xu, N. Wang, T. Chen, and M. Li. Empirical evaluation of rectified activations in convolutional network. *arXiv preprint arXiv:1505.00853*, 2015.
- J. Yoon, J. Jordon, and M. Van Der Schaar. Gain: Missing data imputation using generative adversarial nets. *arXiv preprint arXiv:1806.02920*, 2018.

7 Theoretical Analysis: GAN Imputation Under Different Missing Mechanisms

7.1 Problem Set-up

Let's recall the problem setting and clearly define notations. Consider a pair of random vectors (\mathbf{X}, \mathbf{M}) , where $\mathbf{X} = (X_1, \dots, X_d)$, $X_i \in \mathcal{X}$ is the random vector that generates the data and $\mathbf{M} = (M_1, \dots, M_d)$, $M_i \in \{0, 1\}$ is the mask vector. $M_i = 1$ indicates X_i is observed. So we have the random vector $\tilde{\mathbf{X}} = (\tilde{X}_1, \dots, \tilde{X}_d)$ for observed data where

$$\tilde{X}_i = \begin{cases} X_i & \text{if } M_i = 1 \\ * & \text{otherwise} \end{cases}, \quad (18)$$

$* \notin \mathcal{X}$. We use small case letters to represent the n independent realizations of \mathbf{X}, \mathbf{M} and $\tilde{\mathbf{X}}$ as $\mathbf{x}_i = (x_{i1}, \dots, x_{id})$, $\mathbf{m}_i = (m_{i1}, \dots, m_{id})$ and $\tilde{\mathbf{x}}_i = (\tilde{x}_{i1}, \dots, \tilde{x}_{id})$, $i = 1, \dots, n$. For a vector \mathbf{x} of dimension d , we also use the notation $\mathbf{x}|_{\mathbf{m}}$ to represent the subvector of \mathbf{x} that corresponds to the position where the elements of \mathbf{m} is 1. Curly brackets inside conditional probability statements are used for readability. The generator G takes in observed data $\tilde{\mathbf{X}}$, mask vector \mathbf{M} and a noise random vector \mathbf{Z} to output the imputed data $\hat{\mathbf{X}} = (\hat{X}_1, \dots, \hat{X}_d)$ with the constraint $\hat{\mathbf{X}}|_{\mathbf{M}} = \tilde{\mathbf{X}}|_{\mathbf{M}}$, that is $\hat{X}_i = X_i$ if $M_i = 1$, $i = 1, 2, \dots, d$. The discriminator D takes $\hat{\mathbf{X}}$ and a hint \mathbf{H} to produce a d dimensional vector whose i th component is the estimated probability that \hat{X}_i is observed. Hint \mathbf{H} takes value in the space \mathcal{H} and it is a random vector defined by us given \mathbf{M} and $\tilde{\mathbf{X}}$.

We are focused on studying the properties of the distribution of the imputation $\hat{\mathbf{X}}$ produced by the ideal generator G^* . That is, any G solves the population version of the minmax problem $\min_G \max_D V(G, D)$. In Yoon et al. [2018], the authors proved that the necessary and sufficient condition for $\hat{\mathbf{X}}$ being generated by the ideal generator is

$$\mathbb{P}(\hat{\mathbf{X}} = \mathbf{x} \mid \{\mathbf{H} = \mathbf{h}, M_i = t\}) = \mathbb{P}(\hat{\mathbf{X}} = \mathbf{x} \mid \mathbf{H} = \mathbf{h}) \quad (19)$$

for every $i \in \{1, \dots, d\}$, $t \in \{0, 1\}$, $\mathbf{x} \in \mathcal{X}^d$ and $\mathbf{h} \in \mathcal{H}$ such that $\mathbb{P}(\mathbf{H} = \mathbf{h} \mid M_i = t) > 0$. Here \mathbb{P} is the underlying probability measure and to keep notations simple, we assume, without loss of generality, all the random variables involved are discrete. Note that this result holds without any assumptions on the joint distribution of (\mathbf{X}, \mathbf{M}) . In particular we have this result even if the missing is not MCAR. Based on this, under MCAR the authors proved $\hat{\mathbf{X}} \stackrel{d}{=} \mathbf{X}$, that is, the distribution of $\hat{\mathbf{X}}$ is the same as the distribution of \mathbf{X} . MCAR means the missing is independent of data which is a very strong assumption is rarely satisfied by real-world missing datasets. We will show that the imputation $\hat{\mathbf{X}}$ still enjoys many good properties for missing mechanisms beyond MCAR.

7.2 Missing Mechanisms

A missing model is the specification of the conditional distribution $\mathbf{M}|\mathbf{X}$ which governs the missing data generation process. A missing mechanism is certain assumptions made to $\mathbf{M}|\mathbf{X}$ that can be satisfied by a set of missing models. There are mainly three types of missing mechanisms in the literature, namely Missing Complete At Random (MCAR), MAR (Missing At Random) and MNAR (Missing Not At Random) Little and Rubin [2019]. Roughly speaking, MCAR means whether the data is missing or not are independent of the data, MAR requires the probability of missing only depends on the observed data and MNAR allows missing to depend on unobserved data. There are some subtleties in the definition of MAR. As it involves the observed data, do we mean that the assumption is only being made on our realized sample at hand $(\tilde{\mathbf{x}}_i, \mathbf{m}_i)$, $i = 1, \dots, n$ or on any future sample that we may observe? Clearly the latter is a stronger assumption. This has been made clear and discussed thoroughly in Seaman et al. [2013], Mealli and Rubin [2015]. We will follow Mealli and Rubin [2015] to define MAR as the assumption only required for realized sample and call the stronger assumption that assumes the condition for any future sample as AMAR (Always Missing At Random). Formally, we say (\mathbf{X}, \mathbf{M}) is MAR given the realized sample $(\tilde{\mathbf{x}}_i, \mathbf{m}_i)$, $i = 1, \dots, n$ if

$$\mathbb{P}(\mathbf{M} = \mathbf{m}_i \mid \{\mathbf{X}|_{\mathbf{m}_i} = \tilde{\mathbf{x}}_i|_{\mathbf{m}_i}\}) = \mathbb{P}(\mathbf{M} = \mathbf{m}_i \mid \mathbf{X} = \mathbf{x}) \quad (20)$$

for any $i = 1, \dots, n$ and \mathbf{x} such that $\mathbf{x}|_{\mathbf{m}_i} = \tilde{\mathbf{x}}_i|_{\mathbf{m}_i}$. (\mathbf{X}, \mathbf{M}) is AMAR if

$$\mathbb{P}(\mathbf{M} = \mathbf{m} \mid \{\mathbf{X}|_{\mathbf{m}} = \mathbf{x}|_{\mathbf{m}}\}) = \mathbb{P}(\mathbf{M} = \mathbf{m} \mid \mathbf{X} = \mathbf{x}) \quad (21)$$

for any $\mathbf{m} \in \{0, 1\}^d$ and $\mathbf{x} \in \mathcal{X}^d$. By the property of conditional probability, note that (20) and (21) are equivalent to

$$\mathbb{P}(\mathbf{X} = \mathbf{x} \mid \{\mathbf{X}|_{\mathbf{m}_i} = \tilde{\mathbf{x}}_i|_{\mathbf{m}_i}, \mathbf{M} = \mathbf{m}_i\}) = \mathbb{P}(\mathbf{X} = \mathbf{x} \mid \{\mathbf{X}|_{\mathbf{m}_i} = \tilde{\mathbf{x}}_i|_{\mathbf{m}_i}\}) \quad (22)$$

and

$$\mathbb{P}(\mathbf{X} = \mathbf{x} \mid \{\mathbf{X}|_{\mathbf{m}} = \mathbf{x}|_{\mathbf{m}}, \mathbf{M} = \mathbf{m}\}) = \mathbb{P}(\mathbf{X} = \mathbf{x} \mid \{\mathbf{X}|_{\mathbf{m}} = \mathbf{x}|_{\mathbf{m}}\}) \quad (23)$$

Given a fixed $\mathbf{m}_0 \in \{0, 1\}^d$, we emphasize here that both conditions don't imply the conditional independence of \mathbf{X} and \mathbf{M} given $\mathbf{X}|_{\mathbf{m}_0}$ which is a much stronger assumption that requires

$$\mathbb{P}(\mathbf{X} = \mathbf{x} \mid \{\mathbf{X}|_{\mathbf{m}_0} = \mathbf{x}|_{\mathbf{m}_0}, \mathbf{M} = \mathbf{m}\}) = \mathbb{P}(\mathbf{X} = \mathbf{x} \mid \mathbf{X}|_{\mathbf{m}_0} = \mathbf{x}|_{\mathbf{m}_0}) \quad (24)$$

for any $\mathbf{m} \in \{0, 1\}^d$ and $\mathbf{x} \in \mathcal{X}^d$. Many different missing mechanisms can be defined through those conditional probability equations where different mechanisms correspond to different restrictions on the set of variable values that satisfy the equations. See Doretto et al. [2018] for more examples.

7.3 Compatible Conditions for GAN Imputation

We know that under the MCAR assumption, the ideal imputation $\hat{\mathbf{X}}$ has the same distribution as the original data. This is perfect but may be too much to ask if we only care about the imputation quality for the given missing data. Thus, we define two compatible conditions for imputation. We say $\hat{\mathbf{X}}$ is a compatible imputation for the missing data $(\tilde{\mathbf{x}}_i, \mathbf{m}_i), i = 1, \dots, n$ if

$$\mathbb{P}(\hat{\mathbf{X}} = \mathbf{x} \mid \{\mathbf{X}|_{\mathbf{m}_i} = \tilde{\mathbf{x}}_i|_{\mathbf{m}_i}, \mathbf{M} = \mathbf{m}_i\}) = \mathbb{P}(\mathbf{X} = \mathbf{x} \mid \{\mathbf{X}|_{\mathbf{m}_i} = \tilde{\mathbf{x}}_i|_{\mathbf{m}_i}, \mathbf{M} = \mathbf{m}_i\}) \quad (25)$$

for any $i = 1, \dots, n$ and \mathbf{x} such that $\mathbf{x}|_{\mathbf{m}_i} = \tilde{\mathbf{x}}_i|_{\mathbf{m}_i}$. We say $\hat{\mathbf{X}}$ is always compatible for imputing (\mathbf{X}, \mathbf{M}) if

$$\mathbb{P}(\hat{\mathbf{X}} = \mathbf{x} \mid \{\mathbf{X}|_{\mathbf{m}} = \mathbf{x}|_{\mathbf{m}}, \mathbf{M} = \mathbf{m}\}) = \mathbb{P}(\mathbf{X} = \mathbf{x} \mid \{\mathbf{X}|_{\mathbf{m}} = \mathbf{x}|_{\mathbf{m}}, \mathbf{M} = \mathbf{m}\}) \quad (26)$$

for any $\mathbf{m} \in \{0, 1\}^d$ and $\mathbf{x} \in \mathcal{X}^d$. The compatible conditions are really what we desire for imputations. Let's see a natural example of missing model that is not MCAR but satisfies the compatible condition (25). Assume for any $j = 1, 2, \dots, d$, the probability of j th component being missing only depends on the values of the other components. That is

$$\mathbb{P}(M_j = 1 \mid \mathbf{X} = \mathbf{x}) = f_j(\mathbf{x}_{-j}), \forall j = 1, \dots, d \quad (27)$$

for some unknown function f_j . Here we use the shorthand notation \mathbf{x}_{-j} to represent the subvector of \mathbf{x} without j th component. This is similar to the itemwise conditionally independent nonresponse model considered in Sadinle and Reiter [2017]. Clearly (\mathbf{X}, \mathbf{M}) is MNAR since M_j can depend on missing values. However, we can show that:

Theorem 1 *If (\mathbf{X}, \mathbf{M}) satisfies (27) and for any data row there is at most one missing, that is for any $i = 1, \dots, n$, \mathbf{m}_i at most has one component equals 0. Then $\hat{\mathbf{X}}$ is a compatible imputation for $(\tilde{\mathbf{x}}_i, \mathbf{m}_i), i = 1, \dots, n$.*

Proof: Let J be a random variable that is independent with $(\mathbf{X}, \mathbf{M}, \hat{\mathbf{X}})$ that uniformly takes value in $\{1, 2, \dots, d\}$. Given $\hat{\mathbf{X}}$ and J , we define $\mathbf{H} = (H_1, \dots, H_d)$ to be

$$H_j = \begin{cases} \tilde{X}_j & j \neq J \\ \# & j = J \end{cases}$$

where $\# \notin \mathcal{X}$ and it is different from the symbol $*$ that indicates missing. Take the observed missing pattern \mathbf{m}_i and suppose the missing only happens at j th component, that is $m_{ij} = 0$ and $m_{ij'} = 1$ for $j' \neq j, j' = 1, 2, \dots, d$. Let $\mathbf{h} = (h_1, \dots, h_d)$ to be

$$h_{j'} = \begin{cases} \tilde{x}_{ij'} & j' \neq j \\ \# & j' = j \end{cases}.$$

Then the event $\{\mathbf{H} = \mathbf{h}, M_j = t\}$ is equivalent to $\{J = j, M_{j'} = 1, X_{j'} = x_{ij'} \forall j' \neq j, M_j = t\}$. From (19), we have

$$\begin{aligned} \mathbb{P}(\hat{\mathbf{X}} = \mathbf{x} \mid J = j, M_{j'} = 1, X_{j'} = x_{ij'} \forall j' \neq j) &= \mathbb{P}(\hat{\mathbf{X}} = \mathbf{x} \mid \mathbf{H} = \mathbf{h}) \\ &= \mathbb{P}(\hat{\mathbf{X}} = \mathbf{x} \mid \mathbf{H} = \mathbf{h}, M_j = t) \end{aligned} \quad (28)$$

Take $t = 1$, then the right hand side equals

$$\begin{aligned} \mathbb{P}(\hat{\mathbf{X}} = \mathbf{x} \mid J = j, M_{j'} = 1, X_{j'} = x_{ij} \forall j' \neq j, M_j = 1) &= \mathbb{P}(\hat{\mathbf{X}} = \mathbf{x} \mid \mathbf{M} = \mathbf{1}, X_{j'} = x_{ij} \forall j' \neq j) \\ &= \mathbb{P}(\mathbf{X} = \mathbf{x} \mid \mathbf{M} = \mathbf{1}, X_{j'} = x_{ij} \forall j' \neq j) \\ &= \mathbb{P}(\mathbf{X} = \mathbf{x} \mid M_j = 0, M_{j'} = 1, X_{j'} = x_{ij} \forall j' \neq j) \\ &= \mathbb{P}(\mathbf{X} = \mathbf{x} \mid \mathbf{X}|_{\mathbf{m}_i} = \tilde{\mathbf{x}}_i|_{\mathbf{m}_i}, \mathbf{M} = \mathbf{m}_i) \end{aligned} \quad (29)$$

where the first equality is because of J 's independence with other random variables and the second equality follows from the fact that given $\mathbf{M} = \mathbf{1}$, $\hat{\mathbf{X}} = \mathbf{X}$. The third equality is because M_j is independent of \mathbf{X} given \mathbf{X}_{-j} due to the assumption (27). On the other hand, we can also take $t = 0$, then the left hand side of (29) becomes

$$\mathbb{P}(\hat{\mathbf{X}} = \mathbf{x} \mid \{J = j, \mathbf{X}|_{\mathbf{m}_i} = \tilde{\mathbf{x}}_i|_{\mathbf{m}_i}, \mathbf{M} = \mathbf{m}_i\}) = \mathbb{P}(\hat{\mathbf{X}} = \mathbf{x} \mid \{\mathbf{X}|_{\mathbf{m}_i} = \tilde{\mathbf{x}}_i|_{\mathbf{m}_i}, \mathbf{M} = \mathbf{m}_i\}) \quad (30)$$

Thus from (28)(29)(30), we have

$$\mathbb{P}(\hat{\mathbf{X}} = \mathbf{x} \mid \{\mathbf{X}|_{\mathbf{m}_i} = \tilde{\mathbf{x}}_i|_{\mathbf{m}_i}, \mathbf{M} = \mathbf{m}_i\}) = \mathbb{P}(\mathbf{X} = \mathbf{x} \mid \{\mathbf{X}|_{\mathbf{m}_i} = \tilde{\mathbf{x}}_i|_{\mathbf{m}_i}, \mathbf{M} = \mathbf{m}_i\})$$

for any $i = 1, \dots, n$ and \mathbf{x} such that $\mathbf{x}|_{\mathbf{m}_i} = \tilde{\mathbf{x}}_i|_{\mathbf{m}_i}$.

From the proof, we see it works because under the assumptions, the data distribution conditional on observed values are the same for missing and not missing. This observation motivates us to define a new missing mechanism that we call EMAR (Extended Missing At Random). Formally, we say (\mathbf{X}, \mathbf{M}) is EMAR given the realized sample $(\tilde{\mathbf{x}}_i, \mathbf{m}_i), i = 1, \dots, n$ if

$$\mathbb{P}(\mathbf{X} = \mathbf{x} \mid \{\mathbf{X}|_{\mathbf{m}_i} = \tilde{\mathbf{x}}_i|_{\mathbf{m}_i}, \mathbf{M} = \mathbf{m}\}) = \mathbb{P}(\mathbf{X} = \mathbf{x} \mid \{\mathbf{X}|_{\mathbf{m}_i} = \tilde{\mathbf{x}}_i|_{\mathbf{m}_i}\}) \quad (31)$$

for any $i = 1, \dots, n$, \mathbf{x} such that $\mathbf{x}|_{\mathbf{m}_i} = \tilde{\mathbf{x}}_i|_{\mathbf{m}_i}$ and $\mathbf{m} = \mathbf{m}_i$ or $\mathbf{1}$. (\mathbf{X}, \mathbf{M}) is EAMAR (Extended Always Missing At Random) if

$$\mathbb{P}(\mathbf{X} = \mathbf{x} \mid \{\mathbf{X}|_{\mathbf{m}} = \mathbf{x}|_{\mathbf{m}}, \mathbf{M} = \mathbf{m}'\}) = \mathbb{P}(\mathbf{X} = \mathbf{x} \mid \{\mathbf{X}|_{\mathbf{m}} = \mathbf{x}|_{\mathbf{m}}\}) \quad (32)$$

for any $\mathbf{x} \in \mathcal{X}^d$ and $\mathbf{m}' = \mathbf{m}$ or $\mathbf{1}$. Clearly EMAR is a stronger assumption compare to MAR from (22)(23) but is much less restricted than MCAR. Basically EAMAR states whenever we observe a missing pattern, we assume that the data distribution conditional on the observed values is the same as if they were not missing (corresponds to $\mathbf{m}' = \mathbf{1}$). It's easy to come up with natural examples that are EMAR or EAMAR but not MCAR. For instance, the previously considered itemwise missing model (27) is EMAR for samples that only have at most one missing per row. For EAMAR, we can consider the following situation: Suppose there is a fixed unknown column subset $I \subset \{1, 2, \dots, d\}$ that can always be observed, that is $\mathbb{P}(M_j = 1, j \in I) = 1$. This can happen for very sensitive features or human labels in ranking data, where we may have to exclude the specific row of data if they are missing. If we further assume for $M_{j'}, j' \notin I$, they only depend on $\{X_j, j \in I\}$, that is

$$\mathbb{P}(M_{j'} = 1 \mid \mathbf{X} = \mathbf{x}) = f_{j'}(x_j, j \in I) \quad (33)$$

Then, it's easy to show that such (\mathbf{X}, \mathbf{M}) is EAMAR but not MCAR. With this definition, we can prove an extension to the theorem:

Theorem 2 *EMAR on (\mathbf{X}, \mathbf{M}) given the realized sample $(\tilde{\mathbf{x}}_i, \mathbf{m}_i), i = 1, \dots, n$ is a sufficient condition for $\hat{\mathbf{X}}$ being a compatible imputation for the missing data $(\tilde{\mathbf{x}}_i, \mathbf{m}_i), i = 1, \dots, n$. EAMAR on (\mathbf{X}, \mathbf{M}) is a sufficient condition for $\hat{\mathbf{X}}$ being always compatible for imputing (\mathbf{X}, \mathbf{M}) .*

Proof: Let \mathbf{I} be a uniform random subset of $\{1, 2, \dots, d\}$ that is independent with $(\mathbf{X}, \mathbf{M}, \hat{\mathbf{X}})$. Given \mathbf{I} , define the random variable J that uniformly takes value in $\{1, 2, \dots, d\} \setminus \mathbf{I}$. Given $\tilde{\mathbf{X}}, \mathbf{M}, \mathbf{I}, J$, we define a pair of hint vectors $(\mathbf{H}, \tilde{\mathbf{H}})$:

$$H_j = \begin{cases} \tilde{X}_j & j \in \mathbf{I} \\ \# & j \notin \mathbf{I} \end{cases}$$

where $\# \notin \mathcal{X}$ and it is different from the symbol $*$ that indicates missing.

$$\tilde{H}_j = \begin{cases} M_j & j \neq J \\ 0.5 & j = J \end{cases}$$

We will see that the proof for EAMAR implies always compatible and EMAR for realization implies compatible for realization is the same. We will focus on the former. Take any $\mathbf{x} \in \mathcal{X}^d$, $\mathbf{m}_0 \in \{0, 1\}^d$ and let $I_0 = \{j : j \in \{1, 2, \dots, d\}, m_{0j} = 1\}$. Also take $j_0 \in \{1, 2, \dots, d\} \setminus I_0$. Let $\mathbf{h} = (h_1, \dots, h_d)$ and $\tilde{\mathbf{h}} = (\tilde{h}_1, \dots, \tilde{h}_d)$ to be

$$h_j = \begin{cases} \tilde{x}_j & j \in I_0 \\ \# & j \notin I_0 \end{cases},$$

$$\tilde{h}_j = \begin{cases} m_{0j} & j \neq j_0 \\ 0.5 & j = j_0 \end{cases}$$

From (19), we have

$$\mathbb{P}(\hat{\mathbf{X}} = \mathbf{x} \mid \{\mathbf{H} = \mathbf{h}, \tilde{\mathbf{H}} = \tilde{\mathbf{h}}, M_{j_0} = 0\}) = \mathbb{P}(\hat{\mathbf{X}} = \mathbf{x} \mid \{\mathbf{H} = \mathbf{h}, \tilde{\mathbf{H}} = \tilde{\mathbf{h}}, M_{j_0} = 1\}). \quad (34)$$

Let \mathbf{m}_0^t to be the vector that equals \mathbf{m}_0 componentwise except for $m_{0j_0}^t = t$. Note that the event $\{\mathbf{H} = \mathbf{h}, \tilde{\mathbf{H}} = \tilde{\mathbf{h}}, M_{j_0} = t\}$ is equivalent to $\{\mathbf{I} = I_0, J = j_0, X_j = x_j, \forall j \in I_0, M_{j'} = m_{0j'}, \forall j' \neq j_0, M_{j_0} = t\}$. So we have

$$\begin{aligned} \mathbb{P}(\hat{\mathbf{X}} = \mathbf{x} \mid \{\mathbf{H} = \mathbf{h}, \tilde{\mathbf{H}} = \tilde{\mathbf{h}}, M_{j_0} = t\}) &= \mathbb{P}(\hat{\mathbf{X}} = \mathbf{x} \mid \{X_j = x_{0j}, \forall j \in I_0, M_{j'} = m_{0j'}, \forall j' \neq j_0, M_{j_0} = t\}) \\ &= \mathbb{P}(\hat{\mathbf{X}} = \mathbf{x} \mid \{\mathbf{X}|_{\mathbf{m}_0} = \mathbf{x}|_{\mathbf{m}_0}, \mathbf{M} = \mathbf{m}_0^t\}) \end{aligned} \quad (35)$$

where the first equality is because of \mathbf{I} and J 's independence with other random variables. From (34)(35), we have

$$\mathbb{P}(\hat{\mathbf{X}} = \mathbf{x} \mid \{\mathbf{X}|_{\mathbf{m}_0} = \mathbf{x}|_{\mathbf{m}_0}, \mathbf{M} = \mathbf{m}_0^1\}) = \mathbb{P}(\hat{\mathbf{X}} = \mathbf{x} \mid \{\mathbf{X}|_{\mathbf{m}_0} = \mathbf{x}|_{\mathbf{m}_0}, \mathbf{M} = \mathbf{m}_0^0\}) \quad (36)$$

By taking all the other $j'_0 \in \{1, 2, \dots, d\} \setminus I_0$ and follow the same procedure, we see that for any $\mathbf{m} \in \{0, 1\}^d$ such that $\mathbf{m} \geq \mathbf{m}_0$ (componentwise), we have

$$\begin{aligned} \mathbb{P}(\hat{\mathbf{X}} = \mathbf{x} \mid \{\mathbf{X}|_{\mathbf{m}_0} = \mathbf{x}|_{\mathbf{m}_0}, \mathbf{M} = \mathbf{m}\}) &= \mathbb{P}(\hat{\mathbf{X}} = \mathbf{x} \mid \{\mathbf{X}|_{\mathbf{m}_0} = \mathbf{x}|_{\mathbf{m}_0}, \mathbf{M} = \mathbf{m}_0^0\}) \\ &= \mathbb{P}(\hat{\mathbf{X}} = \mathbf{x} \mid \{\mathbf{X}|_{\mathbf{m}_0} = \mathbf{x}|_{\mathbf{m}_0}, \mathbf{M} = \mathbf{m}_0\}) \end{aligned} \quad (37)$$

On the other hand, for the special case of $\mathbf{m} = \mathbf{1}$, we have

$$\begin{aligned} \mathbb{P}(\hat{\mathbf{X}} = \mathbf{x} \mid \{\mathbf{X}|_{\mathbf{m}_0} = \mathbf{x}|_{\mathbf{m}_0}, \mathbf{M} = \mathbf{1}\}) &= \mathbb{P}(\mathbf{X} = \mathbf{x} \mid \{\mathbf{X}|_{\mathbf{m}_0} = \mathbf{x}|_{\mathbf{m}_0}, \mathbf{M} = \mathbf{1}\}) \\ &= \mathbb{P}(\mathbf{X} = \mathbf{x} \mid \{\mathbf{X}|_{\mathbf{m}_0} = \mathbf{x}|_{\mathbf{m}_0}, \mathbf{M} = \mathbf{m}_0\}) \end{aligned} \quad (38)$$

where the first equality holds because given $\mathbf{M} = \mathbf{1}$, $\hat{\mathbf{X}} = \mathbf{X}$ and the second one is due to the EAMAR assumption (32). Thus combining (37)(38), we prove the result.

8 Additional Experiment: MNIST

Table 3 and Figure 4 show average RMSE over 100 imputed samples at multiple missing data thresholds for 5 GAN settings: (1) GAN with fully connected layers, (2) GAN with convolution layers, (3) GAN with dropout, (4) Conditional GAN, and (5) Conditional GAN with dropout.

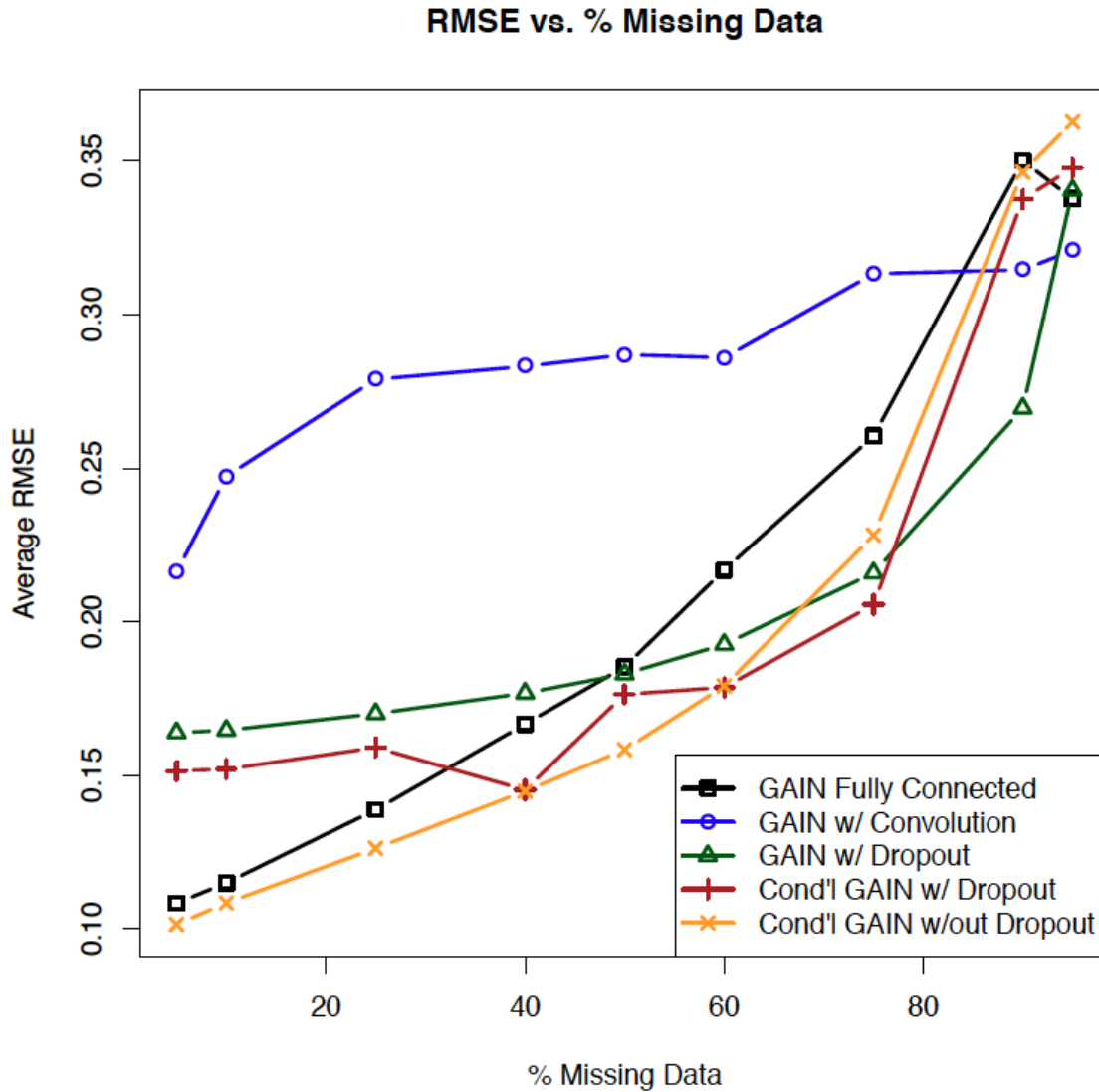


Figure 4: The average RMSE over 100 imputations at missing data thresholds of 5%, 10%, 25%, 40%, 50%, 60% 75%, 90%, and 95% implemented on 5 GAN settings

Table 3: Average RMSE at various missing data thresholds for each GAN setting. FC - Fully connected layers; Conv. - Convolution layers; Cond'l - Conditional

% Missing	Vanilla	DC-GAN	Vanilla w/ Dropout	Cond'l	Cond'l w/ Dropout
5	0.108	0.216	0.164	0.102	0.151
10	0.115	0.247	0.165	0.108	0.152
25	0.139	0.279	0.170	0.126	0.159
40	0.167	0.283	0.177	0.145	0.145
50	0.185	0.287	0.183	0.158	0.176
60	0.217	0.286	0.193	0.179	0.179
75	0.260	0.313	0.216	0.228	0.206
90	0.350	0.315	0.269	0.346	0.338
95	0.338	0.321	0.340	0.363	0.348