

# Canonical Correlation Analysis in high dimensions with structured regularization

Elena Tuzhilina<sup>1</sup>, Leonardo Tozzi<sup>2</sup>, and Trevor Hastie<sup>3</sup>

<sup>1</sup> Department of Statistics, Stanford University, Stanford, CA, USA

<sup>2</sup> Department of Psychiatry and Behavioral Sciences, Stanford University, Stanford, CA, USA

<sup>3</sup> Department of Statistics, Stanford University, Stanford, CA, USA

---

**Address for correspondence:** Elena Tuzhilina, Department of Statistics, Stanford University, Sequoia Hall, Stanford, CA-94305, USA.

**E-mail:** elenatuz@stanford.edu.

---

**Abstract:** Canonical Correlation Analysis (CCA) is a technique for measuring the association between two multivariate sets of variables. The Regularized modification of Canonical Correlation Analysis (RCCA) imposing  $\ell_2$  penalty on the CCA coefficients is widely used in applications while conducting the analysis of high dimensional data. One limitation of such a regularization type is that it ignores the data structure treating all the features equally, which can be ill-suited for some applications. In this paper we introduce several approaches to regularizing CCA that take the underlying data structure into account. In particular, the proposed Group Regularized Canonical Correlation Analysis (GRCCA) is useful when the variables are grouped. We also suggest some tricks that allow to avoid excessive computations while conducting CCA with regularization in high dimensions. We demonstrate the applications of these methods to a small simulation example as well as to a real data example from neuroscience.

---

**Key words:** Canonical Correlation Analysis; Regularization; High Dimensions; Structured Penalty

# 1 Introduction

Canonical Correlation Analysis (CCA) is a classic method commonly used in statistics for studying complex multivariate data. It was first introduced by [Hotelling \(1936\)](#) as a tool for finding relationships between two sets of variables and nowadays is successfully applied through most domains including, but not limited to, genetics (see, for example [Waaijenborg et al., 2008](#), [Parkhomenko et al., 2009](#) and [Cao et al., 2009](#)) and neuroscience (see, for example, [Wang et al., 2020](#) and [Zhuang et al., 2020](#)). In many applications the number of available data observations is significantly smaller than the number of features under consideration, so some regularization is required. Numerous regularized CCA extensions have been proposed (see, for example, [Lykou and Whittaker, 2010](#), [Hardoon and Shawe-Taylor, 2011](#) and [Witten and Tibshirani, 2009](#)), the most popular existing approach, called Regularized CCA (RCCA), imposes  $\ell_2$ -penalty on the canonical coefficients (see, for example, [Vinod, 1976](#) and [Leurgans et al., 1993](#)). As any other regularization method exploiting  $\ell_2$  penalty it has a property of treating all the coefficients equally and shrinking them toward zero. Although RCCA suits well data with a general structure, in some applications the structure of the data can play an important role in investigating the association between variables. In this paper we develop several regularized extensions of CCA. These extensions were originally motivated by brain imaging data applications, but the scope of applications can readily be extended to other fields.

The paper is organized as follows. In Sections [2.1](#) and [2.2](#) we introduce the necessary background for both CCA and RCCA methods. Further, we propose several approaches to the regularization that account for the underlying data structure. In particular, in Section [2.5](#) we introduce Partially Regularized Canonical Correlation Analysis (PRCCA) that imposes an  $\ell_2$  penalty only on a subset of the features. Although both RCCA and PRCCA problems have simple explicit solution that can be computed via eigendecomposition, they require us to work in terms of sample covariance matrices. This can be an infeasible task in the case of an extremely large number of features. In Sections [2.4](#) and [2.6](#) we cover some tricks that allow to escape

excessive computations while conducting CCA with regularization.

Further, in Sections 2.7 and 2.9 we introduce two versions of Group Regularized Canonical Correlation Analysis (GRCCA), a novel method aimed at conducting CCA in the presence of some group structure in the data. We study the connection between GRCCA, RCCA and PRCCA in Sections 2.8 and 2.10, and demonstrate how one can reduce the GRCCA problem to either RCCA or PRCCA with a simple linear transformation of the data. Since all the methods under consideration have similar structure they can be considered as special cases of CCA with general regularization penalty discussed in Section 2.11.

Finally, in Section 2.12 we cover the hyperparameter tuning question. We illustrate the proposed methods on a small simulation example in Sections 3 and on a real-life example involving functional brain imaging data 4. We conclude with a discussion section containing some ideas for future work.

## 2 Methods

### 2.1 Canonical Correlation Analysis

Consider two random vectors  $X \in \mathbb{R}^p$  and  $Y \in \mathbb{R}^q$ . The goal of *Canonical Correlation Analysis* (CCA) is to find a linear combination of  $X$  variables and a linear combination of  $Y$  variables with the maximum possible correlation. It is actually possible to find a sequence of such linear combinations. Namely, for  $i = 1, \dots, \min(p, q)$  define a sequence of pairs of random variables  $(U_i, V_i)$  as follows (see, for example, [Härdle and Simar, 2007](#))

1. Random variables  $U_i$  and  $V_i$  are linear combinations of  $X$  and  $Y$ , respectively, i.e.

$$U_i = \alpha_i^T X \quad \text{and} \quad V_i = \beta_i^T Y.$$

2. Coefficient vectors  $\alpha_i \in \mathbb{R}^p$  and  $\beta_i \in \mathbb{R}^q$  maximize the correlation

$$\rho(\alpha_i, \beta_i) = \text{corr}(\alpha_i^T X, \beta_i^T Y).$$

3. Pair  $(U_i, V_i)$  is independent of previous pairs, i.e

$$U_i \perp\!\!\!\perp (U_1, \dots, U_{i-1}) \quad \text{and} \quad V_i \perp\!\!\!\perp (V_1, \dots, V_{i-1}).$$

The pair  $(U_i, V_i)$  is called *i-th pair of canonical variates*; the corresponding optimal correlation value  $\rho_i = \rho(\alpha_i, \beta_i)$  is called *i-th canonical correlation*.

Note that correlation coefficient  $\rho(\alpha, \beta)$  can be rewritten as

$$\rho(\alpha, \beta) = \frac{\alpha^T \Sigma_{XY} \beta}{\sqrt{\alpha^T \Sigma_{XX} \alpha} \sqrt{\beta^T \Sigma_{YY} \beta}}, \quad (2.1)$$

where  $\Sigma_{XX}$ ,  $\Sigma_{YY}$  and  $\Sigma_{XY}$  refer to the covariance matrices  $\text{cov}(X)$ ,  $\text{cov}(Y)$  and  $\text{cov}(X, Y)$ , respectively. It is easy to restate maximization of  $\rho(\alpha, \beta)$  in terms of constrained optimization problem

$$\begin{aligned} & \text{maximize } \alpha^T \Sigma_{XY} \beta \text{ w.r.t. } \alpha \in \mathbb{R}^p \text{ and } \beta \in \mathbb{R}^q \\ & \text{subject to } \alpha^T \Sigma_{XX} \alpha = 1 \text{ and } \beta^T \Sigma_{YY} \beta = 1. \end{aligned} \quad (2.2)$$

Therefore, one can show that canonical variates can be found via Singular Value Decomposition of matrix  $\Sigma_{XX}^{-\frac{1}{2}} \Sigma_{XY} \Sigma_{YY}^{-\frac{1}{2}}$  and that canonical correlations coincide with the singular values of this matrix.

## 2.2 Dealing with high dimensions

In practice, we replace covariance matrices  $\Sigma_{XX}$ ,  $\Sigma_{YY}$  and  $\Sigma_{XY}$  by the sample covariance matrices  $\hat{\Sigma}_{XX}$ ,  $\hat{\Sigma}_{YY}$  and  $\hat{\Sigma}_{XY}$ . Specifically, suppose  $\mathbf{X} \in \mathbb{R}^{n \times p}$  and  $\mathbf{Y} \in \mathbb{R}^{n \times q}$  refer to the

matrices of  $n$  observations for random vectors  $X$  and  $Y$ , respectively. Without loss of generality, assume that the columns of  $\mathbf{X}$  and  $\mathbf{Y}$  are centered (mean 0), then

$$\widehat{\Sigma}_{XX} = \frac{\mathbf{X}^T \mathbf{X}}{n}, \quad \widehat{\Sigma}_{YY} = \frac{\mathbf{Y}^T \mathbf{Y}}{n} \quad \text{and} \quad \widehat{\Sigma}_{XY} = \frac{\mathbf{X}^T \mathbf{Y}}{n}.$$

If the number of observations  $n$  is smaller than  $p$  or  $q$ , the corresponding sample covariance matrix becomes ill-conditioned. Therefore, the inverse does not exist. *Regularized Canonical Correlation Analysis (RCCA)* resolves this problem by adding diagonal matrices to the sample covariance matrices of  $X$  and  $Y$  (see, for example, [Leurgans et al. \(1993\)](#) and [Gonzalez et al. \(2008\)](#)):

$$\widehat{\Sigma}_{XX}(\lambda_1) = \frac{\mathbf{X}^T \mathbf{X}}{n} + \lambda_1 I \quad \text{and} \quad \widehat{\Sigma}_{YY}(\lambda_2) = \frac{\mathbf{Y}^T \mathbf{Y}}{n} + \lambda_2 I. \quad (2.3)$$

Here  $I$  refers to the identity matrix. The *modified correlation coefficient* that is maximized while seeking for pairs of canonical variates is, hence,

$$\rho_{\lambda_1, \lambda_2}(\alpha, \beta) = \frac{\alpha^T \Sigma_{XY} \beta}{\sqrt{\alpha^T (\Sigma_{XX} + \lambda_1 I) \alpha} \sqrt{\beta^T (\Sigma_{YY} + \lambda_2 I) \beta}}. \quad (2.4)$$

By analogy with CCA, it is easy to show that the RCCA variates can be found via singular value decomposition of matrix  $(\Sigma_{XX} + \lambda_1 I)^{-\frac{1}{2}} \Sigma_{XY} (\Sigma_{YY} + \lambda_2 I)^{-\frac{1}{2}}$  and that RCCA correlations are equal to the singular values of this matrix.

### 2.3 Shrinkage property

Similar to ridge regression, regularization shrinks the CCA coefficients  $\alpha$  and  $\beta$  towards zero, where *penalty parameters*  $\lambda_1$  and  $\lambda_2$  control the strength of the shrinkage of  $\alpha$  and  $\beta$ , respectively. This fact can be supported by the following reasoning. As in the case of CCA, maximization of the modified correlation coefficient  $\rho_{\lambda_1, \lambda_2}(\alpha, \beta)$  can be restated as constrained optimization problem

$$\begin{aligned}
& \text{maximize } \alpha^T \Sigma_{XY} \beta \text{ w.r.t. } \alpha \in \mathbb{R}^p \text{ and } \beta \in \mathbb{R}^q \\
& \text{subject to } \alpha^T (\Sigma_{XX} + \lambda_1 I) \alpha = 1 \text{ and } \beta^T (\Sigma_{YY} + \lambda_2 I) \beta = 1.
\end{aligned}$$

Note that the constraints can be rewritten as

$$\alpha^T \Sigma_{XX} \alpha + \lambda_1 \|\alpha\|^2 = 1 \text{ and } \beta^T \Sigma_{YY} \beta + \lambda_2 \|\beta\|^2 = 1$$

where  $\|\cdot\|$  refers to the vector Euclidean norm. Finally, one can interpret  $\lambda_1$  and  $\lambda_2$  as Lagrangian dual variables for constraints  $\|\alpha\|^2 \leq t_1$  and  $\|\beta\|^2 \leq t_2$  which brings us to the optimization problem

$$\begin{aligned}
& \text{maximize } \alpha^T \Sigma_{XY} \beta \text{ w.r.t. } \alpha \in \mathbb{R}^p \text{ and } \beta \in \mathbb{R}^q \\
& \text{subject to } \alpha^T \Sigma_{XX} \alpha = 1, \|\alpha\|^2 \leq t_1 \text{ and } \beta^T \Sigma_{YY} \beta = 1, \|\beta\|^2 \leq t_2.
\end{aligned} \tag{2.5}$$

One can show that for some properly chosen  $t_1$  and  $t_2$  this problem is equivalent to maximizing modified correlation coefficient (2.4). Moreover, increasing  $\lambda_1$  and  $\lambda_2$  is equivalent to decreasing thresholds  $t_1$  and  $t_2$  which leads to the shrinkage property.

## 2.4 RCCA Kernel Trick

In some applications we need to deal with a high-dimensional feature space. For instance, analyzing functional magnetic resonance imaging (fMRI) data where the dimension of feature space refers to the number of brain regions (or voxels) the number of features can reach hundreds of thousands. If one of  $p$  and  $q$  is very large it can be problematic to store matrices  $\Sigma_{XX}$  and  $\Sigma_{YY}$ . In this section we propose a simple trick that allows to handle high-dimensional data while conducting the CCA analysis.

For simplicity, we assume that regularization is imposed on the  $X$  part only, i.e. we assume  $q < n$  and set  $\lambda_2 = 0$ . First we use the fact that for  $p \gg n$  matrix  $\mathbf{X}$  is rank deficient, so it can be decomposed into a product  $\mathbf{X} = \mathbf{R}\mathbf{V}^T$  with the following properties:

- $\mathbf{R} \in \mathbb{R}^{n \times n}$  is a square matrix,
- $V \in \mathbb{R}^{p \times n}$  is a matrix with orthogonal columns, i.e.  $V^T V = I$ .

Note that if we apply linear transformation  $V$  to random vector  $X$  and denote it by  $R$ , i.e.  $R = V^T X$ , then matrix  $\mathbf{R}$  will represent the set of  $n$  realizations of random vector  $R$ .

LEMMA (RCCA Kernel Trick) The original RCCA problem stated for  $X$  and  $Y$  can be reduced to solving the RCCA problem for  $R$  and  $Y$ . The resulting canonical correlations and variates for these two problems coincide. The canonical coefficients for the original problem can be recovered via the linear transformation  $\alpha_X = V \alpha_R$ .

See Supplement Section S7 for the proof. Note that for  $p \gg n$  the above trick allows to avoid manipulating large  $p \times p$  and  $p \times q$  covariance matrices  $\Sigma_{XX}$  and  $\Sigma_{XY}$  and to operate in terms of smaller  $n \times n$  and  $n \times q$  matrices  $\Sigma_{RR}$  and  $\Sigma_{RY}$ . Of course, exactly the same trick can be applied to  $Y$  part if  $q \gg n$ .

## 2.5 CCA with Partial Regularization

In this section we present *Partially Regularized Canonical Correlation Analysis (PRCCA)* a modification of RCCA that allows to shrink only part of the CCA coefficients leaving the rest untouched. Although in some applications it may be useful to control the list of features the regularization penalty is imposed on and although PRCCA can be used as a standalone tool for the CCA analysis, here we present it as an important building block for the subsequent methods.

Suppose that both  $\alpha$  and  $\beta$  are split into two parts

$$\alpha = \begin{pmatrix} \alpha_1 \\ \alpha_2 \end{pmatrix} \text{ where } \alpha_1 \in \mathbb{R}^{p_1} \text{ and } \alpha_2 \in \mathbb{R}^{p_2} \text{ with } p_1 + p_2 = p,$$

$$\beta = \begin{pmatrix} \beta_1 \\ \beta_2 \end{pmatrix} \text{ where } \beta_1 \in \mathbb{R}^{q_1} \text{ and } \beta_2 \in \mathbb{R}^{q_2} \text{ with } q_1 + q_2 = q.$$

Replace  $\|\alpha\|^2 \leq t_1$  and  $\|\beta\|^2 \leq t_1$  constraint in the optimization problem (2.5) by  $\|\alpha_1\|^2 \leq t_1$  and  $\|\beta_1\|^2 \leq t_2$ , respectively, we get the PRCCA optimization problem

$$\begin{aligned} & \text{maximize } \alpha^T \Sigma_{XY} \beta \text{ w.r.t. } \alpha \in \mathbb{R}^p \text{ and } \beta \in \mathbb{R}^q \\ & \text{subject to } \alpha^T \Sigma_{XX} \alpha = 1, \|\alpha_1\|^2 \leq t_1 \text{ and } \beta^T \Sigma_{YY} \beta = 1, \|\beta_1\|^2 \leq t_2. \end{aligned} \quad (2.6)$$

Combining back the constraints for  $\alpha$  and  $\beta$  via dual variables  $\lambda_1$  and  $\lambda_2$  we get

$$\begin{aligned} \alpha^T \Sigma_{XX} \alpha + \lambda_1 \|\alpha_1\|^2 &= \alpha^T \Sigma_{XX} \alpha + \lambda_1 (\alpha_1^T I_{p_1 \times p_1} \alpha_1 + \alpha_2^T 0_{p_2 \times p_2} \alpha_2) = \\ &= \alpha^T \Sigma_{XX} \alpha + \lambda_1 \alpha^T \begin{pmatrix} I_{p_1 \times p_1} & 0 \\ 0 & 0_{p_2 \times p_2} \end{pmatrix} \alpha = \\ &= \alpha^T \left( \Sigma_{XX} + \lambda_1 \begin{pmatrix} I_{p_1 \times p_1} & 0 \\ 0 & 0_{p_2 \times p_2} \end{pmatrix} \right) \alpha. \end{aligned}$$

and, similarly,

$$\beta^T \Sigma_{YY} \beta + \lambda_2 \|\beta_1\|^2 = \beta^T \left( \Sigma_{YY} + \lambda_2 \begin{pmatrix} I_{q_1 \times q_1} & 0 \\ 0 & 0_{q_2 \times q_2} \end{pmatrix} \right) \beta.$$

Here  $I_{m \times m}$  corresponds to  $m \times m$  identity matrix and  $0_{m \times k}$  refers to the zero rectangular matrix of size  $m \times k$ . Hereafter we will omit indicating the matrix size in the subscript when it is clear from the context. This leads to the PRCCA modification of the correlation coefficient as follows

$$\rho_{\lambda_1, \lambda_2}(\alpha, \beta) = \frac{\alpha^T \Sigma_{XY} \beta}{\sqrt{\alpha^T \left( \Sigma_{XX} + \lambda_1 \begin{pmatrix} I_{p_1 \times p_1} & 0 \\ 0 & 0_{p_2 \times p_2} \end{pmatrix} \right) \alpha} \sqrt{\beta^T \left( \Sigma_{YY} + \lambda_2 \begin{pmatrix} I_{q_1 \times q_1} & 0 \\ 0 & 0_{q_2 \times q_2} \end{pmatrix} \right) \beta}}. \quad (2.7)$$

As usual, PRCCA variates and coefficients can be found by means of Singular Value Decomposition of matrix  $(\Sigma_{XX} + \lambda_1 \begin{pmatrix} I & 0 \\ 0 & 0 \end{pmatrix})^{-\frac{1}{2}} \Sigma_{XY} (\Sigma_{YY} + \lambda_2 \begin{pmatrix} I & 0 \\ 0 & 0 \end{pmatrix})^{-\frac{1}{2}}$ .



## 2.6 PRCCA Kernel Trick

Let us extend the Kernel Trick proposed in Section 2.4 to the PRCCA problem set up. We again assume that regularization penalty was imposed on the  $X$  part only. Note that replacing  $I$  by  $\begin{pmatrix} I_{p_1 \times p_1} & 0 \\ 0 & 0_{p_2 \times p_2} \end{pmatrix}$  in the denominator of the modified correlation coefficient (2.4) leads to the fact that the same math as in the RCCA Kernel Trick lemma does not work anymore. However, we will show that the Kernel Trick can be still applied after some proper transformation of matrix  $\mathbf{X}$ .

Suppose  $X = \begin{pmatrix} X_1 \\ X_2 \end{pmatrix}$  where random vectors  $X_1 \in \mathbb{R}^{p_1}$  and  $X_2 \in \mathbb{R}^{p_2}$  correspond to penalized coefficients part  $\alpha_1$  and unpenalized part  $\alpha_2$ , respectively. Let  $\mathbf{X}_1 \in \mathbb{R}^{n \times p_1}$  and  $\mathbf{X}_2 \in \mathbb{R}^{n \times p_2}$  represent the corresponding matrices of observations, so  $\mathbf{X} = (\mathbf{X}_1, \mathbf{X}_2)$ . To make the PRCCA solution identifiable we require the unpenalized part of  $\mathbf{X}$  to be tall and full rank, i.e.  $p_2 < n$  and  $\text{rk}(\mathbf{X}_2) = p_2$ . We can also assume that  $p_1 \gg n$ .

As the first step we find a linear transformation  $A \in \mathbb{R}^{p \times p}$  such that matrix

$$\tilde{\mathbf{X}} = \mathbf{X}A = (\mathbf{X}_1 A, \mathbf{X}_2 A) = (\tilde{\mathbf{X}}_1, \tilde{\mathbf{X}}_2) \in \mathbb{R}^{n \times p}$$

has orthogonal blocks  $\tilde{\mathbf{X}}_1 \in \mathbb{R}^{n \times p_1}$  and  $\tilde{\mathbf{X}}_2 \in \mathbb{R}^{n \times p_2}$ , i.e.  $\tilde{\mathbf{X}}_1^T \tilde{\mathbf{X}}_2 = 0$ . To do so we regress  $\mathbf{X}_2$  from  $\mathbf{X}_1$ , denote the matrix of regression coefficients by  $B = (\mathbf{X}_2^T \mathbf{X}_2)^{-1} \mathbf{X}_2^T \mathbf{X}_1 \in \mathbb{R}^{p_2 \times p_1}$  and set  $A = \begin{pmatrix} I & 0 \\ -B & I \end{pmatrix}$ . This transformation leads to the following transformed matrix

$$\tilde{\mathbf{X}} = \mathbf{X}A = (\mathbf{X}_1 - \mathbf{X}_2 B, \mathbf{X}_2) = (\tilde{\mathbf{X}}_1, \tilde{\mathbf{X}}_2),$$

which can be interpreted as the matrix of observations for random vector  $\tilde{X} = A^T X \in \mathbb{R}^p$  where  $\tilde{X}_1$  and  $\tilde{X}_2$  are corresponding random subvectors.

Now we can apply the Kernel Trick to  $\tilde{\mathbf{X}}_1$ . Note that the above transformation forces sample covariance matrix  $\hat{\Sigma}_{\tilde{X}\tilde{X}}$  to be block-diagonal with blocks  $\hat{\Sigma}_{\tilde{X}_1\tilde{X}_1}$  and  $\hat{\Sigma}_{\tilde{X}_2\tilde{X}_2}$ , so this can be done

independently of  $\tilde{\mathbf{X}}_2$ . Consider the decomposition of  $\tilde{\mathbf{X}}_1$  same as in the RCCA Kernel Trick lemma, i.e.  $\tilde{\mathbf{X}}_1 = \mathbf{R}_1 V_1^T$  where  $V_1 \in \mathbb{R}^{p_1 \times n}$  is a matrix with orthogonal columns and  $\mathbf{R}_1 \in \mathbb{R}^{n \times n}$  can be interpreted as the matrix of  $n$  realizations of random vector  $R_1 = V_1^T \tilde{\mathbf{X}}_1 \in \mathbb{R}^n$ .

**LEMMA (PRCCA Kernel Trick)** The original PRCCA problem stated for  $X$  and  $Y$  can be reduced to solving the PRCCA problem for  $\tilde{\tilde{X}} = \begin{pmatrix} R_1 \\ \tilde{X}_2 \end{pmatrix} \in \mathbb{R}^{n+p_2}$  and  $Y$ . The resulting canonical correlations and variates for these two problems coincide. The canonical coefficients for the original problem can be recovered via the linear transformation  $\alpha_X = A \begin{pmatrix} V_1 & 0 \\ 0 & I \end{pmatrix} \alpha_{\tilde{\tilde{X}}}$ .

See Supplement Section [S8](#) for the proof. The lemma shows that instead of working with large matrices  $\Sigma_{XX} \in \mathbb{R}^{p \times p}$  and  $\Sigma_{XY} \in \mathbb{R}^{p \times q}$  we can operate in terms of smaller matrices  $\Sigma_{\tilde{\tilde{X}}\tilde{\tilde{X}}} \in \mathbb{R}^{(n+p_2) \times (n+p_2)}$  and  $\Sigma_{\tilde{\tilde{X}}Y} \in \mathbb{R}^{(n+p_2) \times q}$  thereby avoiding excessive computations.

## 2.7 Canonical Correlation Analysis for grouped data

In some applications it is natural to assume a grouped data structure. For instance, in the case of the fMRI data the features representing particular voxels can be grouped into larger macro regions according to the underlying cognitive function and anatomy (e.g. “motor cortex” or “cerebellum” macro regions). There are some group extensions of CCA based on elastic net and group lasso penalizations proposed in the literature (see, for example, [Chen et al., 2012](#) and [Lin et al., 2013](#)). In this section we propose *Group Regularized Canonical Correlation Analysis (GRCCA)*, an  $\ell_2$  penalty based approach to conducting CCA analysis for group-structured data. GRCCA solves the CCA problem under the following two natural assumptions. First, we assume the *homogeneity of groups* and expect that the features within each group have approximately equal contribution to the canonical variates. In other words, the corresponding CCA coefficients vary insignificantly inside each group. Second, we assume the *sparsity on a group level* and hope that the coefficients will be shrunk toward zero all together for some groups. In terms of brain imaging data application these two assumptions mean that voxels

“act in concert” within each macro region and that some regions does not have an effect on the studied phenomenon. Unlike the existing methods GRCCA does not require an iterative algorithm and has a simple explicit solution. Equipped with the Kernel Trick it also allows working with data in a very high-dimensional feature space.

To state the GRCCA optimization problem rigorously we need to introduce some further notations. Suppose that the elements of random vectors  $X$  and  $Y$  are known to come in  $K$  and  $L$  groups, respectively. For each  $k = 1, \dots, K$  let  $p_k$  be the number of elements from  $X$  that belong to group  $k$ , so  $\sum_{k=1}^K p_k = p$ , and let  $X_k \in \mathbb{R}^{p_k}$  be the random vector that consists of these elements. Without loss of generality, we can assume that  $X = \begin{pmatrix} X_1 \\ \vdots \\ X_K \end{pmatrix}$ . Similarly, one can divide CCA coefficients  $\alpha$  into blocks corresponding to different groups, i.e.  $\alpha = \begin{pmatrix} \alpha_1 \\ \vdots \\ \alpha_K \end{pmatrix}$ . If  $\bar{\alpha}_k = \frac{\mathbf{1}^T \alpha_k}{p_k}$  denote the mean value of the CCA coefficients in group  $k$ , then the group homogeneity assumption implies that all values of  $\alpha_k$  do not deviate significantly from the mean value  $\bar{\alpha}_k$ , whereas, the sparsity on a group level implies that the average deviation of  $\bar{\alpha}_k$  from zero is small. This can be characterized by the following two constraints

$$\sum_{k=1}^K \|\alpha_k - \mathbf{1} \bar{\alpha}_k\|^2 \leq t_1 \quad \text{and} \quad \sum_{k=1}^K p_k \bar{\alpha}_k^2 \leq s_1.$$

Note that these two equations can be interpreted as boundaries on within- and between- group variation, respectively.

We introduce similar notations for the  $Y$  part, i.e. denote by  $L$  the number of groups,  $q_\ell$  the number of elements in  $Y$  that belong to group  $\ell$  for  $\ell = 1, \dots, L$ , suppose  $\beta = \begin{pmatrix} \beta_1 \\ \vdots \\ \beta_L \end{pmatrix}$  and set  $\bar{\beta}_\ell = \frac{\mathbf{1}^T \beta_\ell}{q_\ell}$ . This leads to the following two additional constraints

$$\sum_{\ell=1}^L \|\beta_\ell - \mathbf{1} \bar{\beta}_\ell\|^2 \leq t_2 \quad \text{and} \quad \sum_{\ell=1}^L q_\ell \bar{\beta}_\ell^2 \leq s_2.$$

Adding these constraints to the CCA optimization problem we end up with the GRCCA opti-

mization problem

$$\begin{aligned}
& \text{maximize } \alpha^T \Sigma_{XY} \beta \text{ w.r.t. } \alpha \in \mathbb{R}^p \text{ and } \beta \in \mathbb{R}^q \\
& \text{subject to } \alpha^T \Sigma_{XX} \alpha = 1, \quad \sum_{k=1}^K \|\alpha_k - \mathbb{1} \bar{\alpha}_k\|^2 \leq t_1, \quad \sum_{k=1}^K p_k \bar{\alpha}_k^2 \leq s_1 \\
& \text{and } \beta^T \Sigma_{YY} \beta = 1, \quad \sum_{\ell=1}^L \|\beta_\ell - \mathbb{1} \bar{\beta}_\ell\|^2 \leq t_2, \quad \sum_{\ell=1}^L q_\ell \bar{\beta}_\ell^2 \leq s_2.
\end{aligned} \tag{2.8}$$

Note that the constraints on  $\alpha$  can be rewritten in terms of regularization penalty as

$$\begin{aligned}
& \alpha^T \Sigma_{XX} \alpha + \lambda_1 \sum_{k=1}^K \|\alpha_k - \mathbb{1} \bar{\alpha}_k\|^2 + \mu_1 \sum_{k=1}^K p_k \bar{\alpha}_k^2 = \\
& = \alpha^T \Sigma_{XX} \alpha + \lambda_1 \sum_{k=1}^K \left\| \left( I - \frac{\mathbb{1} \mathbb{1}^T}{p_k} \right) \alpha_k \right\|^2 + \mu_1 \sum_{k=1}^K p_k \left( \frac{\mathbb{1}^T}{p_k} \alpha_k \right)^2 = \\
& = \alpha^T \Sigma_{XX} \alpha + \lambda_1 \sum_{k=1}^K \alpha_k^T \left( I - \frac{\mathbb{1} \mathbb{1}^T}{p_k} \right) \alpha_k + \mu_1 \sum_{k=1}^K \alpha_k^T \frac{\mathbb{1} \mathbb{1}^T}{p_k} \alpha_k = \left[ \nu_1 = \frac{\mu_1}{\lambda_1} \right] \\
& = \alpha^T \Sigma_{XX} \alpha + \lambda_1 \sum_{k=1}^K \alpha_k^T \left( I - (1 - \nu_1) \frac{\mathbb{1} \mathbb{1}^T}{p_k} \right) \alpha_k = \left[ M_{p_k}^{\nu_1} = I - (1 - \nu_1) \frac{\mathbb{1} \mathbb{1}^T}{p_k} \in \mathbb{R}^{p_k \times p_k} \right] \\
& = \alpha^T \Sigma_{XX} \alpha + \lambda_1 \sum_{k=1}^K \alpha_k^T M_{p_k}^{\nu_1} \alpha_k = \left[ M_X^{\nu_1} = M_{p_1}^{\nu_1} \oplus \dots \oplus M_{p_K}^{\nu_1} \in \mathbb{R}^{p \times p} \right] \\
& = \alpha^T \Sigma_{XX} \alpha + \lambda_1 \alpha^T M_X^{\nu_1} \alpha = \alpha^T (\Sigma_{XX} + \lambda_1 M_X^{\nu_1}) \alpha.
\end{aligned}$$

Here direct sum  $M_{p_1}^{\nu_1} \oplus \dots \oplus M_{p_K}^{\nu_1}$  refers to the block diagonal matrix with blocks  $M_{p_1}^{\nu_1}, \dots, M_{p_K}^{\nu_1}$ .

The constraints for  $\beta$  can be combined in a similar way, i.e.

$$\beta^T \Sigma_{YY} \beta + \lambda_2 \sum_{\ell=1}^L \|\beta_\ell - \mathbb{1} \bar{\beta}_\ell\|^2 + \mu_2 \sum_{\ell=1}^L q_\ell \bar{\beta}_\ell^2 = \beta^T (\Sigma_{YY} + \lambda_2 M_Y^{\nu_2}) \beta$$

where  $M_Y^{\nu_2} = M_{q_1}^{\nu_2} \oplus \dots \oplus M_{q_L}^{\nu_2} \in \mathbb{R}^{q \times q}$  and  $\nu_2 = \frac{\mu_2}{\lambda_2}$ . Hence, the GRCCA modified correlation

coefficient is as follows

$$\rho_{\lambda_1, \nu_1, \lambda_2, \nu_2}(\alpha, \beta) = \frac{\alpha^T \Sigma_{XY} \beta}{\sqrt{\alpha^T (\Sigma_{XX} + \lambda_1 M_X^{\nu_1}) \alpha} \sqrt{\beta^T (\Sigma_{YY} + \lambda_2 M_Y^{\nu_2}) \beta}}. \quad (2.9)$$

Note that this correlation coefficient has similar structure to the RCCA coefficient (2.4) and PRCCA coefficient (2.7). In the GRCCA case the covariance matrices in the denominator were adjusted by block diagonal matrices  $M_X^{\nu_1}$  and  $M_Y^{\nu_2}$ . The explicit solution to the GRCCA problem can be found via the Singular Value Decomposition of matrix  $(\Sigma_{XX} + \lambda_1 M_X^{\nu_1})^{-\frac{1}{2}} \Sigma_{XY} (\Sigma_{YY} + \lambda_2 M_Y^{\nu_2})^{-\frac{1}{2}}$ .

## 2.8 Solution via RCCA

Although the GRCCA problem can be efficiently solved for small  $p$  and  $q$ , it can be quite problematic in a high-dimensional set up. In this section we build a bridge between GRCCA and RCCA, which enables the applications of the Kernel Trick to the group-structured data as well. We again suppose that the regularization was imposed on the  $X$  part only, i.e.  $\lambda_2 = \nu_2 = 0$ , however, it is easy to derive similar results for the general case. For simplicity, let us drop the subscript of  $\nu_1$  and denote it by  $\nu$  instead. Suppose that matrix  $\mathbf{X}$  is divided into blocks according to groups, i.e.  $\mathbf{X} = (\mathbf{X}_1, \dots, \mathbf{X}_K)$ . Denote the column average for groups  $k$  by  $\bar{\mathbf{X}}_k = \mathbf{X}_k \frac{\mathbf{1}}{p_k}$  and consider an extended matrix  $\tilde{\mathbf{X}}$  that consists of mean centered blocks and extra  $K$  columns corresponding to (scaled) group means

$$\tilde{\mathbf{X}} = \left( \mathbf{X}_1 - \bar{\mathbf{X}}_1 \mathbf{1}^T, \sqrt{\frac{p_1}{\nu}} \bar{\mathbf{X}}_1, \dots, \mathbf{X}_K - \bar{\mathbf{X}}_K \mathbf{1}^T, \sqrt{\frac{p_K}{\nu}} \bar{\mathbf{X}}_K \right) \in \mathbb{R}^{n \times (p+K)}.$$

It is easy to check that  $\tilde{\mathbf{X}}$  can be obtained from  $\mathbf{X}$  via a linear transformation

$$\tilde{\mathbf{X}} = \mathbf{X} A^\nu, \quad \text{where } A^\nu = A_1^\nu \oplus \dots \oplus A_K^\nu \in \mathbb{R}^{p \times (p+K)} \quad \text{and} \quad A_k^\nu = \left( I - \frac{\mathbf{1} \mathbf{1}^T}{p_k}, \frac{\mathbf{1}}{\sqrt{\nu p_k}} \right) \in \mathbb{R}^{p_k \times (p_k+1)}.$$

We can interpret  $\tilde{\mathbf{X}}$  as a matrix of  $n$  realizations of random vector  $\tilde{X} = (A^\nu)^T X \in \mathbb{R}^{p+K}$ .

LEMMA (GRCCA to RCCA) The GRCCA problem for  $X$  and  $Y$  can be reduced to solving

the RCCA problem for  $\tilde{X}$  and  $Y$ . The resulting canonical correlations and variates for these two problems coincide. The canonical coefficients for the original problem can be recovered via the linear transformation  $\alpha_X = A^\nu \alpha_{\tilde{X}}$

See Supplement Section [S9](#) for the proof. Note that the above lemma assumes the penalty factor that is responsible for the sparsity on a group level, i.e.  $\mu_1$ , to be some positive constant. We discuss the special case  $\mu_1 = 0$  in the next section. Since the solution to the GRCCA problem can be obtained by means of RCCA, it can be efficiently calculated even in the case of high-dimensional feature space (via the proposed RCCA Kernel Trick).

## 2.9 Removing the sparsity assumption

In some applications where the number of groups is too small one can consider to remove the assumption of sparsity on a group level and to solve the optimization problem with the penalty imposed on within group variation only:

$$\begin{aligned} & \text{maximize } \alpha^T \Sigma_{XY} \beta \text{ w.r.t. } \alpha \in \mathbb{R}^p \text{ and } \beta \in \mathbb{R}^q \\ & \text{subject to } \alpha^T \Sigma_{XX} \alpha = 1, \sum_{k=1}^K \|\alpha_k - \mathbf{1} \bar{\alpha}_k\|^2 \leq t_1 \text{ and } \beta^T \Sigma_{YY} \beta = 1, \sum_{\ell=1}^L \|\beta_\ell - \mathbf{1} \bar{\beta}_\ell\|^2 \leq t_2. \end{aligned} \quad (2.10)$$

This optimization problem is equivalent to setting  $\nu_1 = \nu_2 = 0$  in the GRCCA problem, so the modified correlation coefficient becomes

$$\rho_{\lambda_1, \lambda_2}(\alpha, \beta) = \frac{\alpha^T \Sigma_{XY} \beta}{\sqrt{\alpha^T (\Sigma_{XX} + \lambda_1 M_X) \alpha} \sqrt{\beta^T (\Sigma_{YY} + \lambda_2 M_Y) \beta}}, \quad (2.11)$$

where  $M_X = M_{p_1} \oplus \dots \oplus M_{p_K}$  and  $M_Y = M_{q_1} \oplus \dots \oplus M_{q_L}$  with  $M_{p_k} = I - \frac{\mathbf{1}\mathbf{1}^T}{p_k}$ .

## 2.10 Solution via PRCCA

Let us apply the same trick as in section 2.8 and reduce the problem to the one we already know how to solve. Consider the extended matrix

$$\tilde{\mathbf{X}} = (\mathbf{X}_1 - \bar{\mathbf{X}}_1 \mathbb{1}^T, \sqrt{p_1} \bar{\mathbf{X}}_1, \dots, \mathbf{X}_K - \bar{\mathbf{X}}_K \mathbb{1}^T, \sqrt{p_K} \bar{\mathbf{X}}_K) \in \mathbb{R}^{n \times (p+K)}.$$

Then  $\tilde{\mathbf{X}} = \mathbf{X}A$ , where

$$A = A_1 \oplus \dots \oplus A_K \in \mathbb{R}^{p \times (p+K)} \quad \text{with} \quad A_k = \left( I - \frac{\mathbb{1} \mathbb{1}^T}{p_k}, \frac{\mathbb{1}}{\sqrt{p_k}} \right) \in \mathbb{R}^{p_k \times (p_k+1)}$$

and corresponding random vector is  $\tilde{X} = A^T X \in \mathbb{R}^{p+K}$ .

**LEMMA (GRCCA to PRCCA)** The GRCCA problem for  $X$  and  $Y$  with homogeneity assumption only can be reduced to solving the PRCCA problem for  $\tilde{X}$  and  $Y$ . The resulting canonical correlations and variates for these two problems coincide. The canonical coefficients for the original problem can be recovered via the linear transformation  $\alpha_X = A \alpha_{\tilde{X}}$

See Supplement S10 for the proof. Linking this version of GRCCA to the PRCCA allows the solution to be efficiently computed using the PRCCA Kernel Trick introduced above.

## 2.11 General approach to regularization

Note that all four regularization methods presented above have a similar nature: they all perform regularization by means of adjusting covariance matrices in the denominator of the modified correlation coefficient. This correlation coefficient can thus be written in a general form:

$$\rho_{\lambda_1, \lambda_2}(\alpha, \beta) = \frac{\alpha^T \Sigma_{XY} \beta}{\sqrt{\alpha^T (\Sigma_{XX} + \lambda_1 K_X) \alpha} \sqrt{\beta^T (\Sigma_{YY} + \lambda_2 K_Y) \beta}}. \quad (2.12)$$

Here we assume that  $K_X, K_Y \in \mathbb{R}^{p \times p}$  are some positive semidefinite matrices. The accompanying *General RCCA* optimization problem is therefore

$$\begin{aligned} & \text{maximize } \alpha^T \Sigma_{XY} \beta \text{ w.r.t. } \alpha \in \mathbb{R}^p \text{ and } \beta \in \mathbb{R}^q \\ & \text{subject to } \alpha^T \Sigma_{XX} \alpha = 1, \alpha^T K_X \alpha \leq t_1 \text{ and } \beta^T \Sigma_{YY} \beta = 1, \beta^T K_Y \beta \leq t_2. \end{aligned} \quad (2.13)$$

**LEMMA (General RCCA to RCCA or PRCCA)** The General RCCA problem for  $X$  and  $Y$  can be reduced to solving either RCCA or PRCCA by some proper change of basis.

See Supplement Section [S11](#) for the proof. Note that this approach requires to compute eigendecomposition of  $p \times p$  matrix  $K_X$ . In general, if  $p$  is very large this task can be infeasible; however, it can be significantly simplified if the matrix  $K_X$  has a block structure. For example, in the case of GRCCA one can consider corresponding eigendecompositions of  $M_{p_k}^{\nu_1}$  or  $M_{p_k}$  and conduct all the basis transformations in a block manner. This can be considered as an alternative to the transformations suggested in Sections [2.7](#) and [2.9](#), although the latter boils down to computing the group averages  $\bar{\mathbf{X}}_k$  only and thus, in general, can be computed much faster than the transformation via the block eigendecomposition.

## 2.12 Hyperparameter tuning

There are two hyperparameters for RCCA, PRCCA and GRCCA without sparsity assumption, i.e.  $\lambda_1$  and  $\lambda_2$ , and two additional parameters for GRCCA with both homogeneity and sparsity on a group level assumptions, i.e.  $\mu_1$  and  $\mu_2$ . Let us denote the set on hyperparameters for a particular method by  $\theta$ . The optimal value for these hyperparameters can be chosen via cross-validation. We present the outline for hold-out cross-validation, however, it can be naturally extended to the case of  $k$ -fold cross-validation.

First we split all available observations into two sets and denote the corresponding matrices of observations by  $(\mathbf{X}_{train}, \mathbf{Y}_{train})$  and  $(\mathbf{X}_{test}, \mathbf{Y}_{test})$ . We use the former set to fit a particular



CCA modification and compute canonical coefficients  $\alpha(\theta)$  and  $\beta(\theta)$  (note that these coefficients should depend on  $\theta$ ). Further, we use the latter set to compute the estimate for the test canonical correlation:

$$\rho_{test}(\theta) = \text{cor}(\mathbf{X}_{test}\alpha(\theta), \mathbf{Y}_{test}\beta(\theta)).$$

Note that we do not compute the modified correlation coefficient here, instead we use simple correlation as a measure of performance on the test set. We pick the values of hyperparameters maximizing the test correlation, i.e.

$$\theta^* = \text{argmax}_{\theta} (\rho_{test}(\theta)),$$

which can be done by means of grid search.

### 3 Simulation study

To demonstrate all the methods discussed above, we set up a simulation experiment. We generate the data as follows. For random vector  $X$  we assume that it is grouped into  $K$  groups of equal size, thereby having  $\frac{p}{K}$  variables per group. Each group of  $X$  is generated by one of  $K$  centroid random variables and is obtained by adding some Gaussian noise to the centroid. Moreover, we assume the presence of some correlation between the centroids and  $Y$ . To be precise, to generate the data we exploit multivariate normal distribution as a joint distribution of random vector  $Y \in \mathbb{R}^q$  and random vector of centroids  $X^c \in \mathbb{R}^K$ :

$$(Y, X^c) \sim \mathcal{N}_{q+K}(\mu, \Sigma) \quad \text{with} \quad \mu = 0_{(q+K) \times 1} \quad \text{and} \quad \Sigma = \begin{pmatrix} I_{q \times q} & \sigma_{XY}^2 \mathbb{1}_{q \times K} \\ \sigma_{XY}^2 \mathbb{1}_{K \times q} & I_{K \times K} \end{pmatrix}.$$

Next, we generate random vector  $X_k \in \mathbb{R}^{\frac{p}{K}}$  corresponding to group  $k = 1, \dots, K$  as follows:

$$X_k = X_k^c + \varepsilon_k \quad \text{and} \quad \varepsilon_k \sim \mathcal{N}_{\frac{p}{K}}(0, \sigma_X^2 I)$$

where  $X_k^c$  is the  $k$ -th component of the centroid vector. Finally, we obtain matrices  $\mathbf{X} = (\mathbf{X}_1, \dots, \mathbf{X}_K) \in \mathbb{R}^{n \times p}$  and  $\mathbf{Y} \in \mathbb{R}^{n \times q}$  by drawing  $n$  samples from the above distributions. In our experiments we use  $n = 10$ ,  $p = 15$  and  $q = 3$ , the number of groups is set to  $K = 5$  and the corresponding normal distribution parameters are  $\sigma_X^2 = 1$  and  $\sigma_{XY}^2 = 0.25$ . The resulting sample covariance matrices  $\hat{\Sigma}_{XX}$ ,  $\hat{\Sigma}_{YY}$  and  $\hat{\Sigma}_{XY}$  are presented in Fig. 1.

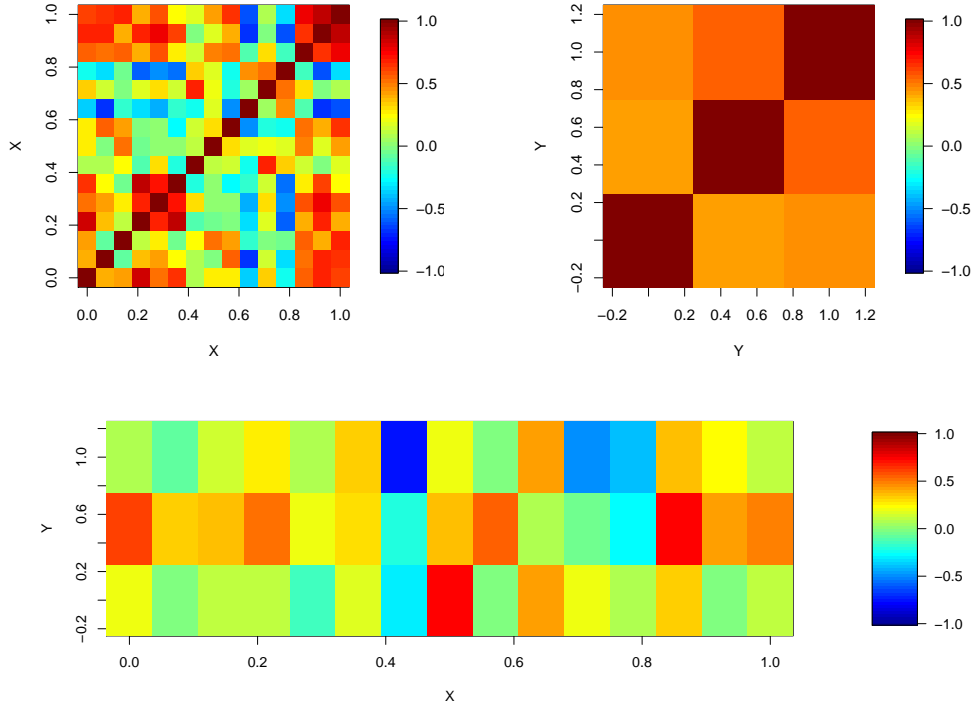


Figure 1: Sample covariance matrices.

As the next step, we run RCCA, PRCCA and two versions of GRCCA of the generated data imposing the regularization on  $X$  part only and using the following hyperparameters:

- For all four methods we penalty factor is chosen to be  $\lambda_1 = 10^{-5}, 10^{-4}, \dots, 10^5$ ;
- For PRCCA we penalize  $p_1 = 10$  variables only leaving  $p_2 = 5$  variables untouched; these five unpenalized variables correspond to the first features in each group, i.e.  $X_1, X_4, X_7, X_{10}, X_{13}$ ;
- For GRCCA the group sparsity penalty factor is set to  $\mu_1 = 10^{-4}, 10^{-3}, \dots, 10$ .

We plot canonical coefficient paths ( $\alpha$  vs.  $\lambda_1$ ) and color each path according to one of the five groups the corresponding coefficient belongs to. The results are shown in Fig. 2.

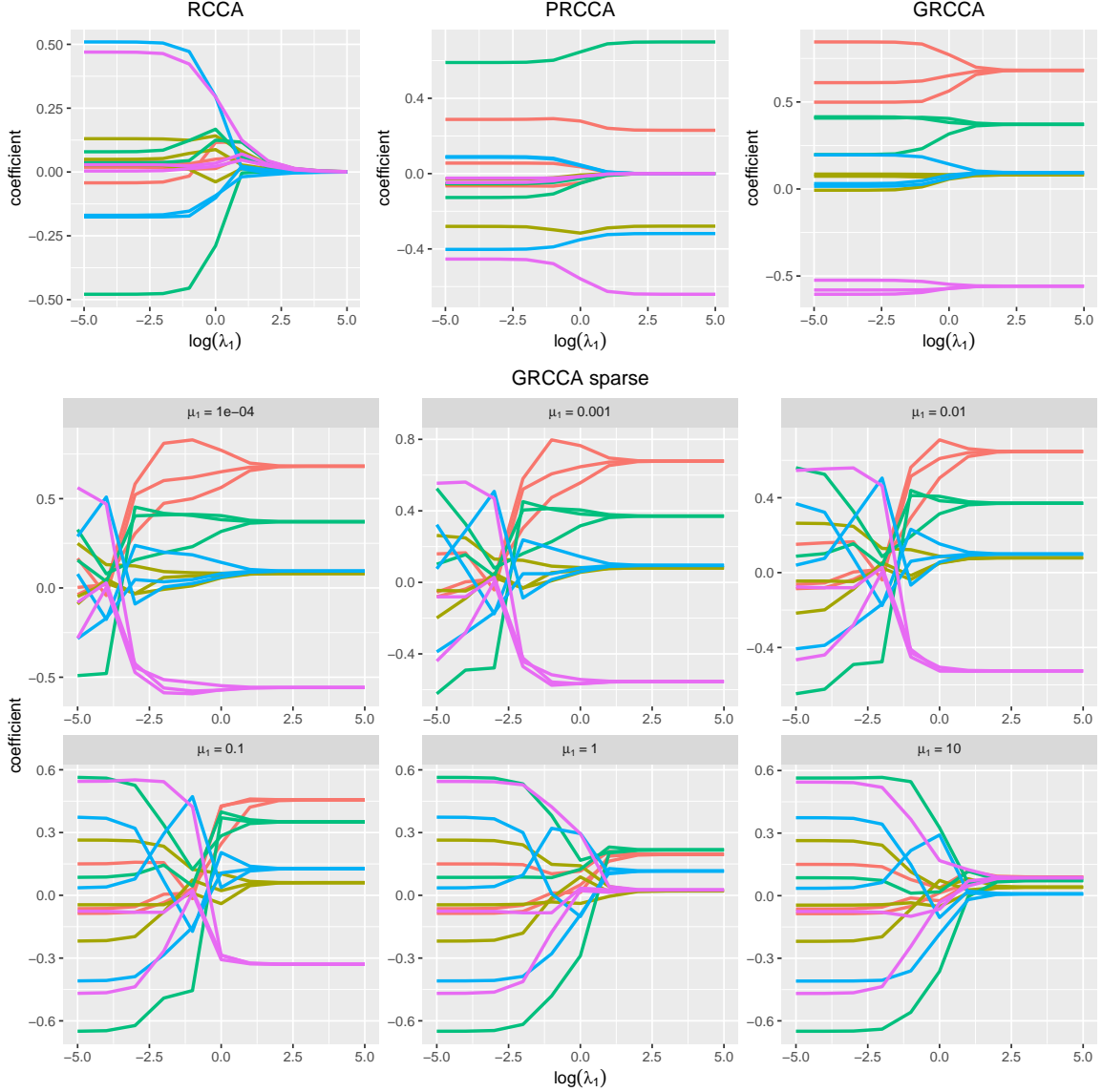


Figure 2: Coefficient paths for four CCA modifications with color corresponding to the group number.

The following conclusions can be drawn from the plots. As expected, increasing the penalty factor for RCCA method shrinks gradually all the coefficients toward zero, whereas PRCCA leaves one coefficient per group untouched and shrinks the rest. For GRCCA with homogeneity assumption only we observe that all coefficients within each group converge to some group mean value. Finally, GRCCA with additional group sparsity assumption possesses two properties:

increasing  $\lambda_1$  shrinks the coefficients toward group means, which, in turn, is shrunk toward zero with the growth of  $\mu_1$ . This agrees with our interpretation of  $\lambda_1$  and  $\mu_1$  penalty factors controlling within and between group variation, respectively.

Next, we compare all four methods in terms of resulting correlations. For this purpose, we generate separate train and test sets, i.e.  $(\mathbf{X}_{train}, \mathbf{Y}_{train})$  and  $(\mathbf{X}_{test}, \mathbf{Y}_{test})$ , in a similar way as we have done in the previous part. Using the outline from Section 2.12 we fit all four CCA variations on  $(\mathbf{X}_{train}, \mathbf{Y}_{train})$  and use resulting CCA coefficients  $\alpha$  and  $\beta$  to compute train and test (sample) correlations as follows:

$$\rho_{train} = \text{cor}(\mathbf{X}_{train}\alpha, \mathbf{Y}_{train}\beta) \quad \text{and} \quad \rho_{test} = \text{cor}(\mathbf{X}_{test}\alpha, \mathbf{Y}_{test}\beta).$$

We repeat the simulation 100 times and plot both correlations as well as their one standard error intervals vs. penalty factor  $\lambda_1 = 10^{-5}, 10^{-3}, \dots, 10^5$  (see Fig. 3).

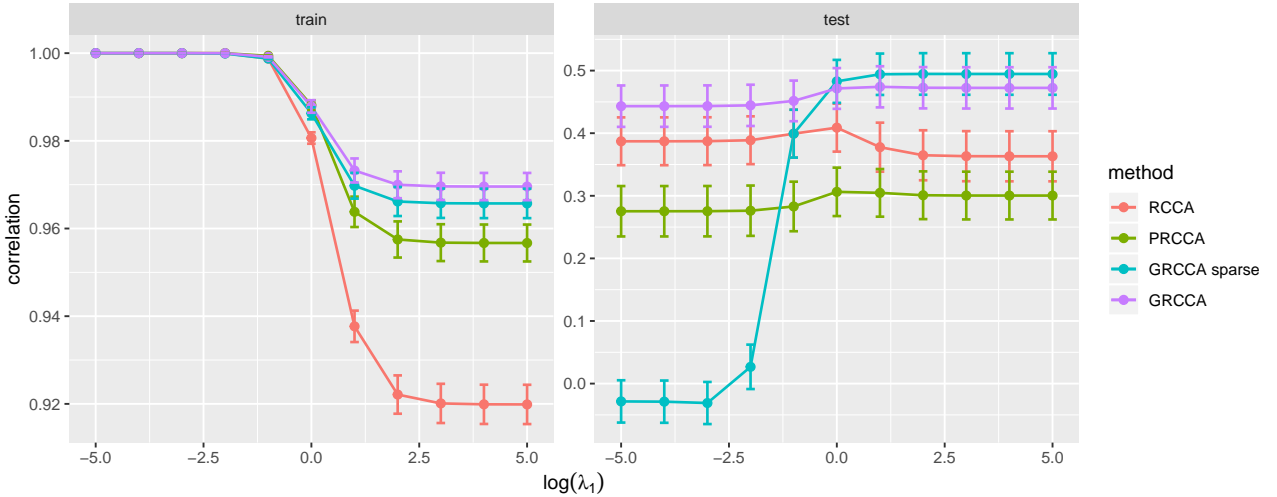


Figure 3: Train and test correlations vs  $\lambda_1$ . For PRCCA it leaves the first element in each group unpenalized. For GRCCA the group sparsity penalty factor is set to  $\mu_1 = 0.1$ .

According to the plot, both versions of GRCCA outperform RCCA in terms of both train and test correlation, whereas the sparse version of GRCCA is slightly better in terms of test accuracy than the one with the homogeneity assumption only. The first observation can be explained by the presence of a group structure in the underlying data distribution. The second

one accounts for the fact that the number of observations, i.e  $n = 10$ , is only twice larger than the number of groups, i.e.  $K = 5$ , so some regularization on a group level could prevent the overfitting on the test data.

Finally, for each model we pick the optimal value of  $\lambda_1$  according to the test error and compare the CCA coefficients  $\alpha$  for the best models. In Fig. 4 we observe that RCCA shrunk all the coefficients to zero, PRCCA left one coefficient per group untouched whereas both GRCCA shrunk within group variances to zero keeping the coefficient group means to be separated from zero.

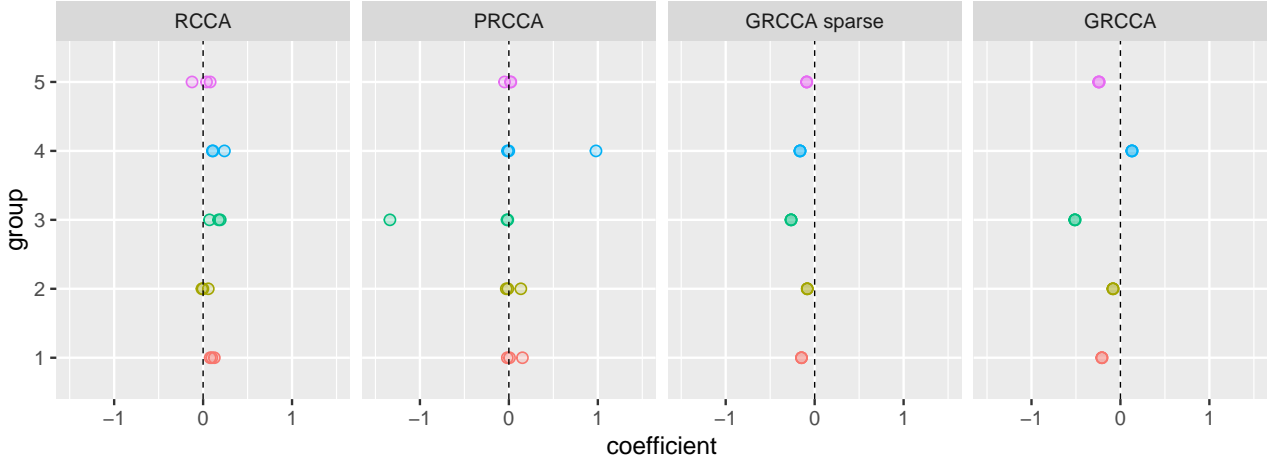


Figure 4: Coefficient values obtained via four CCA modifications with the best value of hyper-parameter  $\lambda_1$ . Color corresponds to the group number.

The latter plot displays the main difference between the RCCA and GRCCA methods. Although both techniques aim to reduce the data dimensionality, the reduction achieved in a different way. Unlike RCCA, which treats all the coefficients equally and confines their deviation from zero, GRCCA carries out the reduction treating equally the coefficients inside each group and removing the within group noise. To conclude, in the presence of a group structure the group modification of RCCA allows to conduct the data dimensionality reduction in a more efficient and interpretable way.

## 4 Human Connectome data study

In this section we propose an application of the CCA with different types of the regularization to data from the neuroscience field. Suppose we aim to determine if there is any correlation between brain activity and behavioral measures of performance during cognitive tasks. In this example, we leverage a dataset obtained from the Human Connectome Project (HCP), a systematic effort to map macroscopic human brain circuits and their relationship to behavior in a large population of healthy adults using magnetic resonance imaging (Essen et al., 2013). The data from this project is publicly available at <https://db.humanconnectome.org>. We focused on brain activations during an N-back task designed to probe working memory (described in detail in Barch et al. (2013)) and behavioral performance measures from the NIH Toolbox battery of cognitive tests, which assesses memory, executive function, language and processing speed (Weintraub et al., 2013). From the HCP website, we selected participants who had complete behavioral and imaging data as well as no quality control issues, for a total of 696 participants (388 females, 308 males, mean age=28.8, STD age=3.6). For details on the preprocessing and subject-level modeling of hemodynamic responses to the task used to derive this data, see Glasser et al. (2013) and Barch et al. (2013). Specifically, we used for our analysis the task activations for the 2-back compared to the 0-back condition of the task. For each subject, the activation at each greyordinate (grey matter coordinate) in the brain was extracted, yielding a matrix  $X$  of 696 rows (subjects) and 91,282 columns (greyordinates). To test our GRCCA, the 91,282 greyordinates were grouped into 379 regions depending on their functional and anatomical properties, corresponding to the 360 regions of the cortical Glasser parcellation (Glasser et al., 2016) with the addition of the 19 subcortical regions of the Desikan-Killiany Atlas (Desikan et al., 2006). As behavioral data, we used the NIH toolbox performance scores for the following tasks: flanker, picture sequence, list sorting, picture vocabulary, oral reading, card sorting, pattern comparison (see Barch et al. (2013) and Weintraub et al. (2013) for details). Thus, each participant’s data was entered in a matrix  $Y$  of 696 rows (subjects)

and 7 columns (performance scores).

There are some additional steps that we have undertaken before conducting the CCA analysis. To remove the effect of sex on the resulting correlation we adjusted both activation and behavioral data for the gender variable via simple linear regression. To compare RCCA, GRCCA and sparse GRCCA we ran 5-fold cross-validation on the adjusted data pair with the penalty factors varying in the grid  $\lambda_1 = 1, 10, \dots, 10^6$  and  $\mu_1 = 1, 10, \dots, 10^5$ . Since there are some close relatives (e.g. siblings and twins) among the participants, to reduce the potential correlation between train and test data splits, we ran block cross-validation including all the family members in the same fold.

The resulting train and test curves are presented in Figure 5. According to the plot, the best performance of the RCCA method is achieved for  $\lambda_1 = 1000$  with the corresponding test canonical correlation equal to 0.59. This suggests the presence of quite strong correlation between brain activity and behavioral measures of performance during cognitive tasks. On the contrary, the GRCCA method without sparsity on a group level performs poorly in this task: the maximum test correlation achieved is about 0.25. Such a low test score can be explained by the fact that the number of groups under consideration (379 in this example) is compatible to the number of subjects (696 in this example), which implies severe overfitting to the train data. The high train scores regardless the penalty factor value lead us to the same conclusion.

The sparse version of GRCCA allows us to track the effect of the variation inside each brain region (controlled by  $\lambda_1$  penalty factor) on the resulting canonical correlation separately from the effect of the variation across the regions (controlled by  $\mu_1$  penalty factor). Specifically, for small values of  $\mu_1$  the test performance significantly drops with the growth of  $\lambda_1$ . On the other hand, the test score is less sensitive to  $\lambda_1$  for large values of  $\mu_1$ . The largest test correlation is attained for  $\lambda_1 = \mu_1 = 1000$  suggesting "equal importance" of between and within variation in the brain regions in the context of cognitive tasks. Note that if  $\lambda_1 = \mu_1$ , the between and within penalties from the GRCCA problem adds exactly up to the RCCA penalty. Thus in

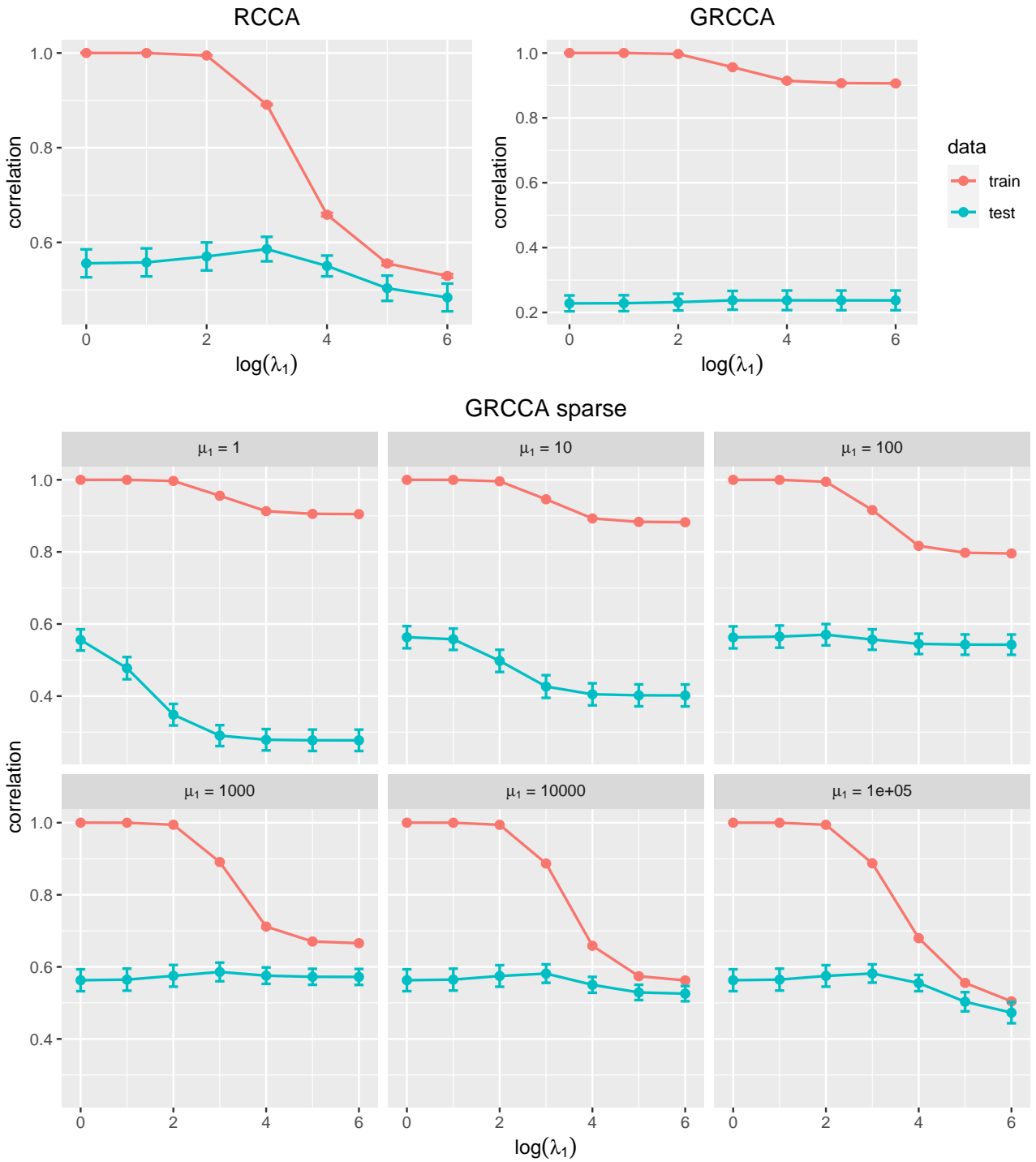


Figure 5: The train and test score curves obtained via 5-fold cross-validation for the Human Connectome Project dataset.

this example the resulting canonical correlations, coefficients and variates coincide for optimal RCCA and GRCCA models.

It is worth noting the computational speed of the proposed methods. Unlike `rcc()` function



from the CCA R package (see [Gonzalez et al. \(2008\)](#)), which is not able to handle such a large number of features ( $\approx 92K$  for the  $X$  side), our implementation of RCCA with the Kernel Trick completes the calculations in about 20 seconds (and 45 seconds for the group modifications).

## 5 Discussion

In this paper we proposed and studied in detail several approaches to regularization in the context of Canonical Correlation Analysis. The introduced PRCCA technique has the similar flavor as the standard RCCA method, but it allows to penalize only a subset of canonical coefficients. Both of these methods combined with the proposed Kernel Trick allow to find the canonical variates and coefficients even in the case of extremely high data dimensionality. We further present the GRCCA method, which is based on the underlying group structure of the data and which, therefore, can be useful in some applications, and extend regularization to the case of a more general regularization penalty thereby proposing General RCCA. The close connection between the latter techniques with RCCA and PRCCA methods enables to utilize the Kernel Trick in the general case thus providing a powerful tool for regularizing CCA in the high-dimensional framework.

There is still much scope for future work. One interesting direction for further research is to find other data structures that can benefit from techniques that account for group structure and to extend the proposed methodology for such structures. From the computational point of view, it would be useful to investigate how one can further optimize the implementation for the proposed CCA modifications. For example, in the context of cross-validation it could be beneficial to study the possibility for obtaining the canonical variates and coefficients for a grid of values of the penalty factors (i.e.  $\lambda_1$ ,  $\lambda_2$ ,  $\nu_1$  and  $\nu_2$ ) at once and without recomputing all the corresponding matrices and decompositions.

## 6 Software

Proposed methods are implemented in the R package `RCCA`; the software is available from Github (<https://github.com/ElenaTuzhilina/RCCA>).

## Funding

Trevor Hastie was partially supported by grants DMS-2013736 and IIS 1837931 from the National Science Foundation, and grant 5R01 EB 001988-21 from the National Institutes of Health.

## References

- Barch, D. M., Burgess, G. C., Harms, M. P., Petersen, S. E., Schlaggar, B. L., Corbetta, M., Glasser, M. F., Curtiss, S., Dixit, S., Feldt, C., Nolan, D., Bryant, E., Hartley, T., Footer, O., Bjork, J. M., Poldrack, R., Smith, S., Johansen-Berg, H., Snyder, A. Z., and Van Essen, D. C. (2013). Function in the human connectome: Task-fMRI and individual differences in behavior. *NeuroImage*, **80**, 169–189.
- Cao, K.-A. L., Martin, P., Robert-Granie, C., and Besse, P. (2009). Sparse canonical methods for biological data integration: application to a cross-platform study. *BMC Bioinformatics*, **10(34)**, 1–17.
- Chen, X., Han, L., and Carbonell, J. (2012). Structured Sparse Canonical Correlation Analysis. *Proceedings of Machine Learning Research*, **22**, 199–207.
- Desikan, R. S., Ségonne, F., Fischl, B., Quinn, B. T., Dickerson, B. C., Blacker, D., Buckner, R. L., Dale, A. M., Maguire, R. P., Hyman, B. T., Albert, M. S., and Killiany, R. J. (2006). An automated labeling system for subdividing the human cerebral cortex on MRI scans into gyral based regions of interest. *NeuroImage*, **31**, 968–980.

- Essen, D. C. V., Smith, S. M., Barch, D. M., Behrens, T. E., Yacoub, E., Ugurbil, K., and Consortium, W.-M. H. (2013). The WU-Minn Human Connectome Project: an overview. *Neuroimage*, **80**, 62–79.
- Glasser, M. F., Sotiropoulos, S. N., Wilson, J. A., Coalson, T. S., Fischl, B., Andersson, J. L., Xu, J., Jbabdi, S., Webster, M., Polimeni, J. R., Van Essen, D. C., and Jenkinson, M. (2013). The minimal preprocessing pipelines for the Human Connectome Project. *NeuroImage*, **80**, 105–124.
- Glasser, M. F., Coalson, T. S., Robinson, E. C., Hacker, C. D., Harwell, J., Yacoub, E., Ugurbil, K., Andersson, J., Beckmann, C. F., Jenkinson, M., Smith, S. M., and Essen, D. C. V. (2016). A multi-modal parcellation of human cerebral cortex. *Nature*, **536**(7615), 171–178.
- Gonzalez, I., S, D., Martin, P., and Baccini, A. (2008). CCA: An R Package to Extend Canonical Correlation Analysis. *Journal of Statistical Software*, **23**(12), 1–14.
- Hardoon, D. R. and Shawe-Taylor, J. (2011). Sparse Canonical Correlation Analysis. *Machine Learning*, **83**, 331—353.
- Hotelling, H. (1936). Relations between two sets of variables. *Biometrika*, **28**, 321—377.
- Härdle, W. and Simar, L. (2007). *Applied Multivariate Statistical Analysis: Second edition*. Springer.
- Leurgans, S., Moyeed, R., and Silverman, B. (1993). Canonical Correlation Analysis when the Data are Curves. *Journal of the Royal Statistical Society*, **55**(3), 725—740.
- Lin, D., Zhang, J., Li, J., Calhoun, V., Deng, H.-W., and Wang, Y.-P. (2013). Group Sparse Canonical Correlation Analysis for genomic data integration. *BMC bioinformatics*, **14**, Article 245.
- Lykou, A. and Whittaker, J. (2010). Sparse CCA using a Lasso with positivity constraints. *Computational Statistics and Data Analysis*, **54**(12), 3144—3157.

- Parkhomenko, E., Tritchlera, D., and Beyene, J. (2009). Sparse canonical correlation analysis with application to genomic data integration. *Statistical Applications in Genetics and Molecular Biology*, **8**, 1–34.
- Vinod, H. (1976). Canonical Ridge and Econometrics of Joint Production. *Journal of Econometrics*, **4(2)**, 147—166.
- Waaijenborg, S., de Witt Hamer, P. C. V., and Zwinderman, A. (2008). Quantifying the Association between Gene Expressions and DNA-Markers by Penalized Canonical Correlation Analysis. *Statistical Applications in Genetics and Molecular Biology*, **7(1)**, Article 3.
- Wang, H.-T., Smallwood, J., and Mourao-Miranda, J. (2020). Finding the needle in a high-dimensional haystack: Canonical correlation analysis for neuroscientists. *Neuroimage*, **216**, 116745.
- Weintraub, S., Dikmen, S. S., Heaton, R. K., Tulskey, D. S., Zelazo, P. D., Bauer, P. J., Carlozzi, N. E., Slotkin, J., Blitz, D., Wallner-Allen, K., Fox, N. A., Beaumont, J. L., Mungas, D., Nowinski, C. J., Richler, J., Deocampo, J. A., Anderson, J. E., Manly, J. J., Borosh, B., Havlik, R., Conway, K., Edwards, E., Freund, L., King, J. W., Moy, C., Witt, E., and Gershon, R. C. (2013). Cognition assessment using the NIH Toolbox. *Neurology*, **80**(11 Suppl 3), S54–64.
- Witten, D. and Tibshirani, R. (2009). Extensions of Sparse Canonical Correlation Analysis with Applications to Genomic Data. *Statistical applications in genetics and molecular biology*, **8(1)**, Article 28.
- Zhuang, X., Yang, Z., and Cordes, D. (2020). A technical review of canonical correlation analysis for neuroscience applications. *Human Brain Mapping*, **41(13)**, 3807–3833.

## Supplementary Material

### S7 Proof of RCCA kernel trick lemma

LEMMA (RCCA kernel trick) The original RCCA problem stated for  $X$  and  $Y$  can be reduced to solving the RCCA problem for  $R$  and  $Y$ . The resulting canonical correlations and variates for these two problems coincide. The canonical coefficients for the original problem can be recovered via the linear transformation  $\alpha_X = V\alpha_R$ .

*Proof.* Denote  $V_\perp$  an orthogonal complement of matrix  $V$ , i.e. the matrix  $V_\perp \in \mathbb{R}^{p \times (p-n)}$  such that  $\tilde{V} = (V, V_\perp) \in \mathbb{R}^{p \times p}$  is a full-rank orthogonal matrix. Then  $V^T \tilde{V} = (V^T V, V^T V_\perp) = (I_{n \times n}, 0_{n \times (p-n)})$ . Denote also

$$\tilde{\alpha} = \tilde{V}^T \alpha = \begin{pmatrix} V^T \alpha \\ V_\perp^T \alpha \end{pmatrix} = \begin{pmatrix} \tilde{\alpha}_1 \\ \tilde{\alpha}_2 \end{pmatrix}.$$

Note that since there is a one-to-one correspondence between  $\alpha$  and  $\tilde{\alpha}$ , the optimization of  $\rho_{\lambda_1, \lambda_2}(\alpha, \beta)$  w.r.t. to  $\alpha$  is equivalent to optimization w.r.t.  $\tilde{\alpha}$ . Further, the following relation is true

$$\begin{aligned} \alpha^T \hat{\Sigma}_{XY} \beta &= \alpha^T \frac{\mathbf{X}^T \mathbf{Y}}{n} \beta = \alpha^T V \frac{\mathbf{R}^T \mathbf{Y}}{n} \beta = \tilde{\alpha}_1^T \hat{\Sigma}_{RY} \beta \\ \alpha^T \left( \hat{\Sigma}_{XX} + \lambda_1 I \right) \alpha &= \alpha^T \left( \frac{\mathbf{X}^T \mathbf{X}}{n} + \lambda_1 I \right) \alpha = \alpha^T \left( V \frac{\mathbf{R}^T \mathbf{R}}{n} V^T + \lambda_1 I \right) \alpha = \\ &= \alpha^T \tilde{V} \left( \tilde{V}^T V \hat{\Sigma}_{RR} V^T \tilde{V} + \lambda_1 I \right) \tilde{V}^T \alpha = \tilde{\alpha}^T \left( \begin{pmatrix} I \\ 0 \end{pmatrix} \hat{\Sigma}_{RR} (I, 0) + \lambda_1 I \right) \tilde{\alpha} = \\ &= (\tilde{\alpha}_1^T, \tilde{\alpha}_2^T) \begin{pmatrix} \hat{\Sigma}_{RR} + \lambda_1 I & 0 \\ 0 & \lambda_1 I \end{pmatrix} \begin{pmatrix} \tilde{\alpha}_1 \\ \tilde{\alpha}_2 \end{pmatrix} = \tilde{\alpha}_1^T \left( \hat{\Sigma}_{RR} + \lambda_1 I \right) \tilde{\alpha}_1 + \lambda_1 \tilde{\alpha}_2^T \tilde{\alpha}_2 = \\ &= \tilde{\alpha}_1^T \left( \hat{\Sigma}_{RR} + \lambda_1 I \right) \tilde{\alpha}_1 + \lambda_1 \|\tilde{\alpha}_2\|^2. \end{aligned}$$

Therefore, the correlation coefficient (2.4) can be rewritten in terms of  $R$  and  $Y$  as

$$\rho_{\lambda_1, \lambda_2=0}(\tilde{\alpha}, \beta) = \frac{\tilde{\alpha}_1^T \Sigma_{RY} \beta}{\sqrt{\tilde{\alpha}_1^T (\Sigma_{RR} + \lambda_1 I) \tilde{\alpha}_1 + \lambda_1 \|\tilde{\alpha}_2\|^2} \sqrt{\beta^T \Sigma_{YY} \beta}}.$$

It is easy to show that the maximum value of  $\rho_{\lambda_1, \lambda_2=0}(\tilde{\alpha}, \beta)$  is attained when  $\tilde{\alpha}_2 = 0$ , so the above correlation coefficient is nothing but the RCCA correlation coefficient computed for  $R$  and  $Y$ . Furthermore, the optimal value of  $\alpha_X = \alpha$  can be recovered from  $\alpha_R = \tilde{\alpha}_1$  by  $\alpha = \tilde{V} \tilde{\alpha} = V \tilde{\alpha}_1$  and, since  $\mathbf{X}\alpha = \mathbf{R}V^T \alpha = \mathbf{R} \tilde{\alpha}_1$ , the canonical variates computed for  $X$  coincide with the ones computed for  $R$ .  $\square$

## S8 Proof of PRCCA Kernel trick

LEMMA (PRCCA Kernel Trick) The original PRCCA problem stated for  $X$  and  $Y$  can be reduced to solving the PRCCA problem for  $\tilde{X} = \begin{pmatrix} R_1 \\ \tilde{X}_2 \end{pmatrix} \in \mathbb{R}^{n+p_2}$  and  $Y$ . The resulting canonical correlations and variates for these two problems coincide. The canonical coefficients for the original problem can be recovered via the linear transformation  $\alpha_X = A \begin{pmatrix} V_1 & 0 \\ 0 & I \end{pmatrix} \alpha_{\tilde{X}}$ .

*Proof.* It is easy to check that matrix  $A$  is invertible and that the following relations hold

$$A^{-1} = \begin{pmatrix} I & 0 \\ B & I \end{pmatrix} \quad \text{and} \quad A^{-T} \begin{pmatrix} I_{p_1 \times p_1} & 0 \\ 0 & 0_{p_2 \times p_2} \end{pmatrix} A^{-1} = \begin{pmatrix} I_{p_1 \times p_1} & 0 \\ 0 & 0_{p_2 \times p_2} \end{pmatrix}.$$

Thus, if we denote  $\tilde{\alpha} = A^{-1} \alpha$ , then

$$\begin{aligned} \alpha^T \hat{\Sigma}_{XY} \beta &= \alpha^T \frac{\mathbf{X}^T \mathbf{Y}}{n} \beta = \alpha^T A^{-T} \frac{A^T \mathbf{X}^T \mathbf{Y}}{n} \beta = \tilde{\alpha}^T \frac{\tilde{\mathbf{X}}^T \mathbf{Y}}{n} \beta = \tilde{\alpha}^T \hat{\Sigma}_{\tilde{X}Y} \beta \\ \alpha^T \left( \hat{\Sigma}_{XX} + \lambda_1 \begin{pmatrix} I_{p_1 \times p_1} & 0 \\ 0 & 0_{p_2 \times p_2} \end{pmatrix} \right) \alpha &= \alpha^T \left( \frac{\mathbf{X}^T \mathbf{X}}{n} + \lambda_1 \begin{pmatrix} I_{p_1 \times p_1} & 0 \\ 0 & 0_{p_2 \times p_2} \end{pmatrix} \right) \alpha = \\ &= \alpha^T \left( A^{-T} \frac{A^T \mathbf{X}^T \mathbf{X} A}{n} A^{-1} + \lambda_1 A^{-T} \begin{pmatrix} I_{p_1 \times p_1} & 0 \\ 0 & 0_{p_2 \times p_2} \end{pmatrix} A^{-1} \right) \alpha = \\ &= \alpha^T A^{-T} \left( \frac{A^T \mathbf{X}^T \mathbf{X} A}{n} + \lambda_1 \begin{pmatrix} I_{p_1 \times p_1} & 0 \\ 0 & 0_{p_2 \times p_2} \end{pmatrix} \right) A^{-1} \alpha = \end{aligned}$$

$$= \tilde{\alpha}^T \left( \frac{\tilde{\mathbf{X}}^T \tilde{\mathbf{X}}}{n} + \lambda_1 \begin{pmatrix} I_{p_1 \times p_1} & 0 \\ 0 & 0_{p_2 \times p_2} \end{pmatrix} \right) \tilde{\alpha} = \tilde{\alpha}^T \left( \Sigma_{\tilde{X}\tilde{X}} + \lambda_1 \begin{pmatrix} I_{p_1 \times p_1} & 0 \\ 0 & 0_{p_2 \times p_2} \end{pmatrix} \right) \tilde{\alpha}$$

The above equations imply that the PRCCA correlation coefficient (2.7) can be rewritten in terms of  $\tilde{X}$  and  $Y$

$$\rho_{\lambda_1, \lambda_2=0}(\tilde{\alpha}, \beta) = \frac{\tilde{\alpha}^T \Sigma_{\tilde{X}Y} \beta}{\sqrt{\tilde{\alpha}^T \left( \Sigma_{\tilde{X}\tilde{X}} + \lambda_1 \begin{pmatrix} I_{p_1 \times p_1} & 0 \\ 0 & 0_{p_2 \times p_2} \end{pmatrix} \right) \tilde{\alpha}} \sqrt{\beta^T \Sigma_{YY} \beta}}.$$

Next, let  $\tilde{\alpha} = \begin{pmatrix} \tilde{\alpha}_1 \\ \tilde{\alpha}_2 \end{pmatrix}$  where  $\tilde{\alpha}_1 \in \mathbb{R}^{p_1}$  and  $\tilde{\alpha}_2 \in \mathbb{R}^{p_2}$  correspond to blocks  $\tilde{\mathbf{X}}_1$  and  $\tilde{\mathbf{X}}_2$ , respectively, and denote the orthogonal complement of  $V_1$  by  $(V_1)_{\perp} \in \mathbb{R}^{p_1 \times (p_1 - n)}$ . Consider transformation of PRCCA coefficients  $\tilde{\alpha}_{11} = V_1^T \tilde{\alpha}_1$  and  $\tilde{\alpha}_{12} = (V_1)_{\perp}^T \tilde{\alpha}_1$  as well as the concatenation  $\tilde{\alpha} = \begin{pmatrix} \tilde{\alpha}_{11} \\ \tilde{\alpha}_2 \end{pmatrix}$ .

Then, by analogy one can show that

$$\begin{aligned} \tilde{\alpha}^T \hat{\Sigma}_{\tilde{X}Y} \beta &= \tilde{\alpha}_1^T \hat{\Sigma}_{\tilde{X}_1 Y} \beta + \tilde{\alpha}_2^T \hat{\Sigma}_{\tilde{X}_2 Y} \beta = \\ &= \tilde{\alpha}_{11}^T \hat{\Sigma}_{R_1 Y} \beta + \tilde{\alpha}_2^T \hat{\Sigma}_{\tilde{X}_2 Y} \beta = \tilde{\alpha}^T \begin{pmatrix} \hat{\Sigma}_{R_1 Y} \\ \hat{\Sigma}_{\tilde{X}_2 Y} \end{pmatrix} \beta = \tilde{\alpha}^T \hat{\Sigma}_{\tilde{X}Y} \beta \\ \tilde{\alpha}^T \left( \hat{\Sigma}_{\tilde{X}\tilde{X}} + \lambda_1 \begin{pmatrix} I_{p_1 \times p_1} & 0 \\ 0 & 0_{p_2 \times p_2} \end{pmatrix} \right) \tilde{\alpha} &= \tilde{\alpha}_1^T \left( \hat{\Sigma}_{\tilde{X}_1 \tilde{X}_1} + \lambda_1 I \right) \tilde{\alpha}_1 + \tilde{\alpha}_2^T \hat{\Sigma}_{\tilde{X}_2 \tilde{X}_2} \tilde{\alpha}_2 = \\ &= \tilde{\alpha}_{11}^T \left( \hat{\Sigma}_{R_1 R_1} + \lambda_1 I \right) \tilde{\alpha}_{11} + \lambda_1 \|\tilde{\alpha}_{12}\|^2 + \tilde{\alpha}_2^T \hat{\Sigma}_{\tilde{X}_2 \tilde{X}_2} \tilde{\alpha}_2 = \\ &= \tilde{\alpha}^T \left( \begin{pmatrix} \hat{\Sigma}_{R_1 R_1} & 0 \\ 0 & \hat{\Sigma}_{\tilde{X}_2 \tilde{X}_2} \end{pmatrix} + \lambda_1 \begin{pmatrix} I_{p_1 \times p_1} & 0 \\ 0 & 0_{p_2 \times p_2} \end{pmatrix} \right) \tilde{\alpha} + \lambda_1 \|\tilde{\alpha}_{12}\|^2 = \\ &= \tilde{\alpha}^T \left( \hat{\Sigma}_{\tilde{X}\tilde{X}} + \lambda_1 \begin{pmatrix} I_{p_1 \times p_1} & 0 \\ 0 & 0_{p_2 \times p_2} \end{pmatrix} \right) \tilde{\alpha} + \lambda_1 \|\tilde{\alpha}_{12}\|^2, \end{aligned}$$

where the last equation holds since  $\mathbf{R}_1^T \tilde{\mathbf{X}}_2 = V_1^T \tilde{\mathbf{X}}_1^T \tilde{\mathbf{X}}_2 = 0$ , so the sample covariance matrix of  $\tilde{X}$  is block-diagonal with blocks  $\hat{\Sigma}_{R_1 R_1}$  and  $\hat{\Sigma}_{\tilde{X}_2 \tilde{X}_2}$ .

Again, we can ignore  $\lambda_1 \|\tilde{\alpha}_{12}\|^2$  term as it is present only in the denominator of PRCCA corre-

lation coefficient, which, therefore, can be rewritten in terms of  $\tilde{\tilde{X}}$  and  $Y$  as

$$\rho_{\lambda_1, \lambda_2=0}(\tilde{\tilde{\alpha}}, \beta) = \frac{\tilde{\tilde{\alpha}}^T \Sigma_{\tilde{\tilde{X}}Y} \beta}{\sqrt{\tilde{\tilde{\alpha}}^T \left( \Sigma_{\tilde{\tilde{X}}\tilde{\tilde{X}}} + \lambda_1 \begin{pmatrix} I_{p_1 \times p_1} & 0 \\ 0 & 0_{p_2 \times p_2} \end{pmatrix} \right) \tilde{\tilde{\alpha}}}} \sqrt{\beta^T \Sigma_{Y Y} \beta},$$

which is exactly the PRCCA correlation coefficient computed for  $\tilde{\tilde{X}}$  and  $Y$ . The optimal value of  $\alpha_X = \alpha$  for the original problem can be recovered from  $\alpha_{\tilde{\tilde{X}}} = \tilde{\tilde{\alpha}}$  by

$$\alpha = A\tilde{\tilde{\alpha}} = A \begin{pmatrix} V_1 \tilde{\tilde{\alpha}}_1 \\ \tilde{\tilde{\alpha}}_2 \end{pmatrix} = A \begin{pmatrix} V_1 & 0 \\ 0 & I \end{pmatrix} \tilde{\tilde{\alpha}}.$$

Moreover,

$$\mathbf{X}\alpha = \mathbf{X}A\tilde{\tilde{\alpha}} = (\mathbf{R}_1 V_1^T, \tilde{\tilde{\mathbf{X}}}_2) \begin{pmatrix} \tilde{\tilde{\alpha}}_1 \\ \tilde{\tilde{\alpha}}_2 \end{pmatrix} = (\mathbf{R}_1, \tilde{\tilde{\mathbf{X}}}_2) \begin{pmatrix} V_1^T \tilde{\tilde{\alpha}}_1 \\ \tilde{\tilde{\alpha}}_2 \end{pmatrix} = \tilde{\tilde{X}} \tilde{\tilde{\alpha}},$$

so the canonical variates computed for  $X$  coincide with the ones computed for  $\tilde{\tilde{X}}$ .  $\square$

## S9 Proof of GRCCA to RCCA lemma

LEMMA (GRCCA to RCCA) The GRCCA problem for  $X$  and  $Y$  can be reduced to solving the RCCA problem for  $\tilde{\tilde{X}}$  and  $Y$ . The resulting canonical correlations and variates for these two problems coincide. The canonical coefficients for the original problem can be recovered via the linear transformation  $\alpha_X = A^\nu \alpha_{\tilde{\tilde{X}}}$

*Proof.* Consider  $A_k^{1/\nu} = \left( I - \frac{\mathbb{1}\mathbb{1}^T}{p_k}, \sqrt{\frac{\nu}{p_k}} \mathbb{1} \right)$ . One can show that

$$A_k^\nu (A_k^{1/\nu})^T = I - \frac{\mathbb{1}\mathbb{1}^T}{p_k} + \frac{\mathbb{1}\mathbb{1}^T}{p_k} = I,$$

so  $(A_k^{1/\nu})^T$  is the right inverse of  $A_k^\nu$ . On the other hand,

$$A_k^{1/\nu} (A_k^{1/\nu})^T = I - \frac{\mathbb{1}\mathbb{1}^T}{p_k} + \nu \frac{\mathbb{1}\mathbb{1}^T}{p_k} = I - (1 - \nu) \frac{\mathbb{1}\mathbb{1}^T}{p_k} = M_{p_k}^\nu.$$



Thus, if one consider matrix  $A^{1/\nu} = A_1^{1/\nu} \oplus \dots \oplus A_K^{1/\nu} \in \mathbb{R}^{p \times (p+K)}$  then

$$\begin{aligned} A^\nu (A^{1/\nu})^T &= A_1^\nu (A_1^{1/\nu})^T \oplus \dots \oplus A_K^\nu (A_K^{1/\nu})^T = I \oplus \dots \oplus I = I \\ A^{1/\nu} (A^{1/\nu})^T &= A_1^{1/\nu} (A_1^{1/\nu})^T \oplus \dots \oplus A_K^{1/\nu} (A_K^{1/\nu})^T = M_{p_1}^\nu \oplus \dots \oplus M_{p_K}^\nu = M_X^\nu. \end{aligned}$$

Denote  $\tilde{\alpha} = (A^{1/\nu})^T \alpha$ , hence

$$\begin{aligned} \alpha^T \hat{\Sigma}_{XY} \beta &= \alpha^T \frac{\mathbf{X}^T \mathbf{Y}}{n} \beta = \alpha^T A^{1/\nu} \frac{(A^\nu)^T \mathbf{X}^T \mathbf{Y}}{n} \beta = \tilde{\alpha}^T \frac{\tilde{\mathbf{X}}^T \mathbf{Y}}{n} \beta = \tilde{\alpha}^T \hat{\Sigma}_{\tilde{X}Y} \beta \\ \alpha^T \left( \hat{\Sigma}_{XX} + \lambda_1 M_X^\nu \right) \alpha &= \alpha^T \left( \frac{\mathbf{X}^T \mathbf{X}}{n} + \lambda_1 M_X^\nu \right) \alpha = \\ &= \alpha^T \left( A^{1/\nu} \frac{(A^\nu)^T \mathbf{X}^T \mathbf{X} A^\nu}{n} (A^{1/\nu})^T + \lambda_1 A^{1/\nu} (A^{1/\nu})^T \right) \alpha = \\ &= \alpha^T A^{1/\nu} \left( \frac{(A^\nu)^T \mathbf{X}^T \mathbf{X} A^\nu}{n} + \lambda_1 I \right) (A^{1/\nu})^T \alpha = \\ &= \tilde{\alpha}^T \left( \frac{\tilde{\mathbf{X}}^T \tilde{\mathbf{X}}}{n} + \lambda_1 I \right) \tilde{\alpha} = \tilde{\alpha}^T \left( \hat{\Sigma}_{\tilde{X}\tilde{X}} + \lambda_1 I \right) \tilde{\alpha} \end{aligned}$$

Therefore, the GRCCA correlation coefficient can be rewritten in terms of  $\tilde{X}$  and  $Y$ :

$$\rho_{\lambda_1, \nu_1, \lambda_2=0, \nu_2=0}(\tilde{\alpha}, \beta) = \frac{\tilde{\alpha}^T \Sigma_{\tilde{X}Y} \beta}{\sqrt{\tilde{\alpha}^T (\Sigma_{\tilde{X}\tilde{X}} + \lambda_1 I) \tilde{\alpha}} \sqrt{\beta^T \Sigma_{YY} \beta}}$$

which is nothing but the RCCA correlation coefficient computed for  $\tilde{X}$  and  $Y$ . Furthermore, the optimal value of  $\alpha_X = \alpha$  can be recovered from  $\alpha_{\tilde{X}} = \tilde{\alpha}$  by  $\alpha = A^\nu \tilde{\alpha}$  and since  $\mathbf{X}\alpha = \mathbf{X}A^\nu (A^{1/\nu})^T \alpha = \tilde{\mathbf{X}}\tilde{\alpha}$  the GRCCA canonical variates computed for  $X$  coincide with the RCCA ones computed for  $\tilde{X}$ .  $\square$

## S10 Proof of GRCCA to PRCCA lemma

LEMMA (GRCCA to PRCCA) The GRCCA problem for  $X$  and  $Y$  with homogeneity assumption only can be reduced to solving the PRCCA problem for  $\tilde{X}$  and  $Y$ . The resulting canonical

correlations and variates for these two problems coincide. The canonical coefficients for the original problem can be recovered via the linear transformation  $\alpha_X = A\alpha_{\tilde{X}}$

*Proof.* Similarly to the previous lemma we claim that  $A_k A_k^T = I$ . Moreover, note that

$$A_k L_k A_k^T = I - \frac{\mathbf{1}\mathbf{1}^T}{p_k} = M_{p_k} \text{ where } L_k = \begin{pmatrix} I_{p_k \times p_k} & 0 \\ 0 & 0_{1 \times 1} \end{pmatrix} \in \mathbb{R}^{(p_k+1) \times (p_k+1)}.$$

If  $L = L_1 \oplus \dots \oplus L_K \in \mathbb{R}^{(p+K) \times (p+K)}$ , then the following relations hold

$$AA^T = I \text{ and } ALA^T = A_1 L_1 A_1^T \oplus \dots \oplus A_K L_K A_K^T = M_{p_1} \oplus \dots \oplus M_{p_K} = M_X.$$

Further denote  $\tilde{\alpha} = A^T \alpha$ . Then by analogy with the previous result one can show that

$$\alpha^T \hat{\Sigma}_{XY} \beta = \tilde{\alpha}^T \hat{\Sigma}_{\tilde{X}Y} \beta \text{ and } \alpha^T \left( \hat{\Sigma}_{XX} + \lambda_1 M_X \right) \alpha = \tilde{\alpha}^T \left( \hat{\Sigma}_{\tilde{X}\tilde{X}} + \lambda_1 L \right) \tilde{\alpha}.$$

We conclude that the GRCCA correlation coefficient can be rewritten in terms of  $\tilde{X}$  and  $Y$  as

$$\rho_{\lambda_1, \lambda_2=0}(\tilde{\alpha}, \beta) = \frac{\tilde{\alpha}^T \Sigma_{\tilde{X}Y} \beta}{\sqrt{\tilde{\alpha}^T (\Sigma_{\tilde{X}\tilde{X}} + \lambda_1 L) \tilde{\alpha}} \sqrt{\beta^T \Sigma_{Y Y} \beta}}$$

and note that  $L$  matrix is a diagonal matrix with zeros and ones on the diagonal, so the correlation coefficient coincides with the PRCCA one computed for  $\tilde{X}$  and  $Y$ . The optimal value of  $\alpha_X = \alpha$  can be recovered from  $\alpha_{\tilde{X}} = \tilde{\alpha}$  by  $\alpha = A\tilde{\alpha}$  and the GRCCA canonical variates and correlations will be exactly the same as for the PRCCA modification, i.e.  $\tilde{\mathbf{X}}\tilde{\alpha} = \mathbf{X}AA^T\alpha = \mathbf{X}\alpha$ . □

## S11 Proof of General RCCA to RCCA or PRCCA lemma

LEMMA (General RCCA to RCCA or PRCCA) The General RCCA problem for  $X$  and  $Y$  can be reduced to solving either RCCA or PRCCA by some proper change of basis.

*Proof.* As usual, we do not penalize  $Y$  part and consider the eigendecomposition of matrix  $K_X$ , i.e.  $K_X = UDU^T$  with orthogonal  $U \in \mathbb{R}^{p \times p}$  and diagonal  $D \in \mathbb{R}^{p \times p}$  with non-negative diagonal elements. Applying transformation  $\tilde{\mathbf{X}} = \mathbf{X}U$  and  $\tilde{\alpha} = U^T \alpha$  we obtain the modified correlation coefficient in the new basis:

$$\rho_{\lambda_1, \lambda_2=0}(\tilde{\alpha}, \beta) = \frac{\tilde{\alpha}^T \Sigma_{XY} \beta}{\sqrt{\tilde{\alpha}^T (\Sigma_{\tilde{X}\tilde{X}} + \lambda_1 D) \tilde{\alpha}} \sqrt{\beta^T \Sigma_{YY} \beta}}.$$

Further, we decompose remaining diagonal matrix as  $D = \tilde{D}L\tilde{D}$  as follows. We have two cases:

- If all diagonal elements of  $D$  are positive then we put  $\tilde{D} = D^{\frac{1}{2}}$  and  $L = I$ .
- Suppose the first  $p_1$  elements of  $D$  are positive and the rest  $p_2 = p - p_1$  elements are zero. Let  $D = \begin{pmatrix} D_{11} & 0 \\ 0 & 0 \end{pmatrix}$ , where  $D_{11} \in \mathbb{R}^{p_1 \times p_1}$  is the block containing all positive diagonal elements of matrix  $D$ . Then we can set

$$\tilde{D} = \begin{pmatrix} D_{11}^{\frac{1}{2}} & 0 \\ 0 & I \end{pmatrix} \quad \text{and} \quad L = \begin{pmatrix} I_{p_1 \times p_1} & 0 \\ 0 & 0_{p_2 \times p_2} \end{pmatrix}$$

Note that, unlike  $D$ , matrix  $\tilde{D}$  is invertible, so the change of basis  $\tilde{\tilde{\mathbf{X}}} = \tilde{\mathbf{X}}\tilde{D}^{-1}$  and  $\tilde{\tilde{\alpha}} = \tilde{D}\tilde{\alpha}$  is well-defined and leads to the following modified correlation coefficient

$$\rho_{\lambda_1, \lambda_2=0}(\tilde{\tilde{\alpha}}, \beta) = \frac{\tilde{\tilde{\alpha}}^T \Sigma_{XY} \beta}{\sqrt{\tilde{\tilde{\alpha}}^T (\Sigma_{\tilde{\tilde{X}}\tilde{\tilde{X}}} + \lambda_1 L) \tilde{\tilde{\alpha}}} \sqrt{\beta^T \Sigma_{YY} \beta}}.$$

Is it easy to see that in the case of  $L = I$  the above correlation coefficient coincides with the RCCA one; it is equal to PRCCA correlation coefficient if  $L = I_{p_1 \times p_1} \oplus 0_{p_2 \times p_2}$ . Therefore, we conclude that the General Regularized CCA solution for  $X$  and  $Y$  can be found by means of either RCCA or PRCCA method applied to  $\tilde{\tilde{X}}$  and  $Y$ . The canonical variates stay the same regardless the basis:

$$\tilde{\tilde{\mathbf{X}}}\tilde{\tilde{\alpha}} = \tilde{\mathbf{X}}\tilde{D}^{-1}\tilde{D}\tilde{\alpha} = \tilde{\mathbf{X}}\tilde{\alpha} = \mathbf{X}UU^T\alpha = \mathbf{X}\alpha.$$

The inverse transform for the coefficients is  $\alpha = U\tilde{D}^{-1}\tilde{\tilde{\alpha}}$ . □