

Budget Sharing for Multi-Analyst Differential Privacy

David Pujol
Duke University
Durham, NC, United States
dpujol@cs.duke.edu

Brandon Fain
Duke University
Durham, NC, United States
btfain@cs.duke.edu

Yikai Wu
Duke University
Durham, NC, United States
yikai.wu@duke.edu

Ashwin Machanavajjhala
Duke University
Durham, NC, United States
ashwin@cs.duke.edu

ABSTRACT

Large organizations that collect data about populations (like the US Census Bureau) release summary statistics that are used by multiple stakeholders for resource allocation and policy making problems. These organizations are also legally required to protect the privacy of individuals from whom they collect data. Differential Privacy (DP) provides a solution to release useful summary data while preserving privacy. However, most DP mechanisms are designed to answer a single set of queries and optimize the total accuracy. In reality, there are often multiple stakeholders that use a given data release and have overlapping but not-identical queries. This introduces a novel joint optimization problem in DP where the privacy budget must be shared among different analysts.

In this work, we initiate study into the problem of DP query answering across multiple analysts. To capture the competing goals and priorities of multiple analysts, we formulate three desiderata that any mechanism should satisfy in this setting – The Sharing Incentive, Non-Interference, and Workload Adaptivity – while still optimizing for overall error. We demonstrate how existing DP query answering mechanisms in the multi-analyst settings fail to satisfy at least one of the desiderata. We present novel DP algorithms that provably satisfy all our desiderata and empirically show that they incur low error on realistic tasks.

Artifact Availability:

The source code, data, and/or other artifacts have been made available at <https://github.com/Yikai-Wu/Multi-Analyst-DP>.

1 INTRODUCTION

Large data collecting organizations like Facebook, Google, The U.S. Census Bureau, and Medicare often release summary statistics about individuals and populations. Access to such data is incredibly useful for multiple resource allocation, policy-making and scientific endeavors. Decisions like congressional seat apportionment, school funding and emergency response plans all depend on census data [21]. Google’s releases of search trends or map data inform many companies’ advertisement and logistics strategies [36]. Facebook’s trove of user interaction data was found to be valuable in studying the impact of social media on elections and democracy [31].

While these data releases are very useful, they may reveal sensitive information about individuals [17, 29, 38]. Differential Privacy (DP) [13, 14] is the gold standard of privacy protection through the addition of randomized noise. However, due to the fundamental law of information recovery [12], making an unbounded number

of releases from a dataset (even if each satisfies DP) will eventually allow an attacker to accurately reconstruct the underlying dataset. Because of this, data curators must bound the amount of information released using a parameter known as the privacy loss budget ϵ . Traditional privacy mechanisms focus on minimizing the error introduced by differential privacy, where error trades off with ϵ .

1.1 Multi-analyst DP data release problem

We study the common real-world situation where multiple stakeholders or analysts are interested in a particular data release and the data curator must decide how the stakeholders should share the limited privacy budget. Consider the role of Facebook in its partnership with Social Science One [1]. Facebook wanted to aid research on the effect of social media on democracy and elections by sharing some social network data. In order to participate and receive the privacy protected data each analyst had to submit their specific tasks and queries ahead of time. With the given set of queries from each analyst and a fixed privacy budget, Facebook created a single data release to be used by all analysts. Using existing DP techniques Facebook had three options: (a) split the privacy budget and answer each analyst’s queries individually, (b) join all analysts’ queries together and answer them all at once using a workload answering mechanism [4, 9, 11, 19, 26, 27, 30, 32, 35, 37, 39, 41], or (c) generate a single set of synthetic data [40] for all analysts to use.

Option (a) is inefficient as the same query can be answered multiple times, each time using some of the privacy budget. Option (b) may be efficient with respect to overall error but does not differentiate between the queries of different analysts. Some analysts may receive drastically more error than others, perhaps much more than they would have under (a), and the amount of error they receive could change dramatically based on the queries of even a single other analyst. Option (b) therefore lacks much in the way of guarantees to an individual analyst. Option (c) is agnostic to any analyst’s particular queries and may incur inefficiencies due to its inability to adapt to the specific queries being asked.

Though all of these techniques have their uses, they all have some undesirable properties in the multi-analyst setting. This is because almost all of the work in differential privacy up until now has focused (often implicitly) on the single analyst case. However in many cases there are multiple analysts interested in the same dataset. We are interested in designing effective shared systems for multi-analyst differentially private data release that simultaneously provide guarantees to individual analysts and ensure good overall

performance. We call this the multi-analyst differentially private data release problem.

1.2 Contributions

Our work introduces the multi-analyst differentially private data release problem. Each analyst asks the data curator a set of queries to be answered in a differentially private manner. The data curator then answers all of the queries using a fixed privacy loss budget and releases the answer to all queries to each analyst. In this context we ask: “How should one design a privacy mechanism when multiple analysts may be in competition over the limited privacy budget?”. Our main contributions in this work are as follows.

- We study (for the first time) differentially private query answering across multiple analysts. We consider a realistic setting where multiple analysts pose query workloads and the data owner makes a single private release to answer all analyst queries.
- We define three minimum desiderata that that we will argue any differentially private mechanism should satisfy in a multi-agent setting – The Sharing Incentive, Non-Interference and Adaptivity.
- We show empirically that existing mechanisms for answering large sets of queries either violate at least one of the desiderata described or are inefficient.
- We introduce variants of the existing Select Measure Reconstruct paradigm which are designed to utilize the group structure of the problem and satisfy the given desiderata in practice.
- We introduce mechanisms within the adapted Select Measure Reconstruct paradigm which provably satisfy all of the desiderata while maintaining efficiency.

2 BACKGROUND

Data Representation We consider databases where each individual corresponds to exactly one tuple. The algorithms considered use a vector representation of the database denoted \mathbf{x} . More specifically, given a set of predicates $\mathcal{B} = \{\phi_1 \dots \phi_n\}$, the original database D is transformed into a vector of counts \mathbf{x}^D where x_i^D is the number of records in D which satisfy ϕ_i . For simplicity, we denote the length of the data vector as n and we will use the notation \mathbf{x} in order to refer to the vector form of database D .

Predicate counting queries are a versatile class of queries that count the number of tuples satisfying a logical predicate. A predicate corresponds to a condition in the **WHERE** clause of an SQL query. So a predicate counting query is one of the form **SELECT Count (*) FROM R WHERE ϕ** . Workloads of counting queries can express queries such as histograms, high dimensional range queries, marginals, and datacubes among others.

Like databases, a predicate counting query can be represented as a n -length vector \mathbf{w} such that the answer to the query is $\mathbf{w}^T \mathbf{x}$. A workload is a set of m predicate counting queries arranged in a $m \times n$ matrix \mathbf{W} , where each row is the vector form of a single query. Many common queries can be represented as workloads in this form. For example, a histogram query is simply represented by an $n \times n$ identity matrix.

Differential Privacy [13, 14] is a formal model of privacy that grants each individual that any query computed from sensitive data would have been almost as likely as if the individual had opted out. More formally Differential privacy is a property of a randomized algorithm which bounds the ratio of output probabilities induced by changes in a single record. Formally differential privacy is defined as follows

DEFINITION 1 (DIFFERENTIAL PRIVACY). A randomized mechanism \mathcal{M} is ϵ -differentially private if for two neighboring databases D , and D' which differ in at most one row, and any outputs $O \subseteq \text{Range}(\mathcal{M})$:

$$\Pr[\mathcal{M}(D) \in O] \leq \exp(\epsilon) \times \Pr[\mathcal{M}(D') \in O] + \delta$$

The parameter ϵ often called the privacy budget quantifies the privacy loss. Here we focus exclusively on ϵ -Differential Privacy, i.e when $\delta = 0$.

The Laplace mechanism is a differentially private primitive which underlines the algorithms used here. We describe the vector version of the Laplace mechanism below.

DEFINITION 2 (LAPLACE MECHANISM, VECTOR FORM). Given an $m \times N$ workload matrix \mathbf{W} , the randomized algorithm which outputs the following vector is ϵ -differentially private [14].

$$\mathbf{Ax} + \text{Lap}\left(\frac{\|\mathbf{W}\|_1}{\epsilon}\right)^m$$

Where $\|\mathbf{W}\|_1$ is the maximum L1 column norm of \mathbf{W} and $\text{Lap}(\sigma)^m$ denotes the m -length vector of m independent samples from a Laplace distribution with mean 0 and scale σ .

Differentially private releases compose with each-other in that if there are two private releases of the same data with two different privacy budgets the amount of privacy lost is equivalent to the sum of their privacy budgets. More formally we have the following.

THEOREM 1 (DP COMPOSITION [14]). Let \mathcal{M}_1 be an ϵ_1 -differentially private algorithm and \mathcal{M}_2 be an ϵ_2 -differentially private algorithm. Then their combination defined to be $\mathcal{M}_{1,2}(x) = (\mathcal{M}_1(x), \mathcal{M}_2(x))$ is $\epsilon_1 + \epsilon_2$ -differentially private

Of the many algorithms proposed in the literature, we will consider a class of measures that invoke the **Select, Measure, Reconstruct** paradigm, where instead of directly answering the queries, they first **select** a new set of strategy queries. They then **measure** the strategy queries using a privacy protecting mechanism (in this case the Laplace Mechanism [14]) and finally **reconstruct** the answers to the original input queries from the noisy measurements. Examples of mechanisms that follow this paradigm are the Matrix Mechanism [28] and it’s derivatives such as HDMM[30]. The Matrix Mechanism answers a workload of queries \mathbf{W} by first selecting a strategy workload \mathbf{A} to answer. It then measures the queries in \mathbf{A} using the Laplace mechanism and then reconstructs the answers to \mathbf{W} from the noisy answers of \mathbf{A} . Given a workload matrix \mathbf{W} and a strategy matrix \mathbf{A} , the expected total square error of the Matrix mechanism is as follows.

$$\text{Error}(\mathbf{W}, \mathbf{A}, \epsilon) = \frac{2}{\epsilon^2} \|\mathbf{A}\|_1^2 \|\mathbf{W}\mathbf{A}^+\|_F^2 \quad (1)$$

Where $\|\mathbf{A}\|_1$ is the L1 column norm of \mathbf{A} and the norm considered here is the frobenius norm. For concreteness in this work we consider only mechanisms which answer workloads of linear queries.

However these mechanisms can be extended to answer non-linear queries by adding post-processing steps which reconstruct non-linear queries from answers to several linear queries. Likewise the techniques here can be applied to any mechanism which invokes the select measure reconstruct paradigm and can be used to answer any queries which can be answered using the paradigm.

3 PROBLEM FORMULATION

3.1 Setting

We consider the setting where there are k analysts with associated positive weights $s_1, s_2 \dots s_k \in (0, 1)$ such that $s_1 + s_2 \dots s_k = 1$. These weights represent the fraction of the total privacy budget to which each analyst is entitled and can be interpreted as the relative importance of each analysts' queries; the natural default is to use proportional weights of $1/k$ for every analyst. Alternatively, if the mechanism being used is known ahead of time and the expected error can be found analytically, one can assign weights to each analyst to grantee enough of the privacy budget to achieve a minimum expected error under that mechanism.

Each analyst submits a workload of queries $W_1, W_2 \dots W_k \in \mathcal{W}$. The data curator then answers all of the queries using a multi-analyst differentially private mechanism and outputs a single data release containing the answer to all queries to all of the analysts. We define a multi analyst differentially private mechanism \mathcal{M} as a function that takes as input each analysts' set of queries, their respective shares of the privacy budget and the overall privacy budget and outputs a single data release containing the answers to all of the queries.

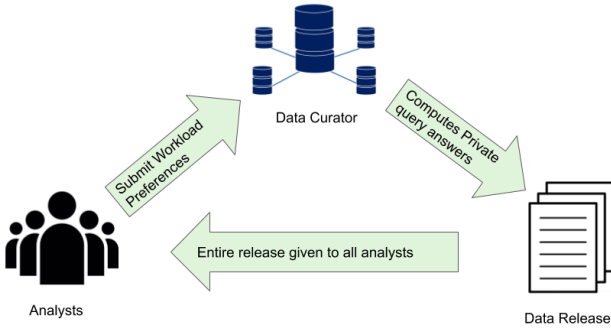


Figure 1: Problem setting

Given the general formula for the mean squared error of a Matrix Mechanism, we can then describe the mean squared error experienced by a particular analyst in a multi-analyst Matrix Mechanism as follows.

$$\text{Err}_i(\mathcal{M}, \mathcal{W}, \epsilon) = \frac{2}{\epsilon^2} \|A\|_1^2 \|W_i A^+\|_F^2, \quad (2)$$

where W_i is the matrix form of the workload W_i given by the i th analyst, A is the strategy matrix produced by mechanism \mathcal{M} with input \mathcal{W} . This formula is only for linear queries. For non-linear queries, we can use real datasets to get query answers and estimate expected errors.

3.2 Desiderata

For ease of exposition, imagine that each analyst is given the choice to either have their queries answered independently with their share of the privacy budget or to join the collective, a group of analysts whose queries are answered with a multi-analyst DP data release using the sum of all of the collective analysts' privacy budget. We argue that any multi-analyst differentially private mechanism should satisfy three desiderata. First the mechanism should incentivize a rational agent to participate in the collective by guaranteeing no worse expected error than if their queries were answered independently. Second, the mechanism should never cause any analyst to regret that another analyst is participating in the collective and increasing the former's expected error. Third, the mechanism should be able to adapt to and optimize for the particular queries being asked by all analysts. In this section we formalize these criteria through three separate desiderata: the Sharing Incentive, Non-Interference, and Adaptivity. We introduce each of the desiderata as well as current common practice through a rolling example which demonstrates the importance of these desiderata even in a simple case.

EXAMPLE 1. *Alice Bob and Carol are analysts working on a private dataset of US COVID-19 deaths by age provided by the Center for Disease Control [3]. The populations are split into 11 buckets by age. The data curator decides to use a privacy budget of $\epsilon = 1$. Each of the analysts are entitled to an equal share of the privacy budget (that is, each has weight $1/3$). Alice and Bob both want to ask the a histogram of the counts by age (we call this the identity workload on age). Carol however wants to ask for the total of all counts in the database.*

The first desideratum, the **Sharing Incentive** requires that each analyst, in expectation, receives at most as much error as if they had computed their query answers independently using the same mechanism and their fraction of the privacy budget. This captures the idea that each analyst should always benefit from joining the collective. The Sharing Incentive is formally defined as follows.

DEFINITION 3 (SHARING INCENTIVE). *A mechanism \mathcal{M} satisfies the Sharing Incentive if for every analyst i the following holds.*

$$\text{Err}_i(\mathcal{M}, \mathcal{W}, \epsilon) \leq \text{Err}_i(\mathcal{M}, \{W_i\}, s_i \epsilon)$$

EXAMPLE 2. *Continuing from Example 1, the data curator decides to split each analyst off and give them each $\epsilon/3$ of the privacy budget in order to answer their queries independently using HDMM. In this case Alice and Bob both receive a total expected error of ± 198 people while Carol receives an expected error of ± 18 people.*

Suppose the data curator decides to pool the queries and jointly answer them using HDMM. Alice and Bob receive ± 22 as expected their error which is less than their error using the independent mechanism. However Carol received ± 22 as her expected error which is more error than in the independent case where her expected error was ± 18 thus violating the Sharing Incentive.

In this case Carol would prefer her workload to be answered independently while Alice and Bob would join together. If the mechanism were to satisfy the Sharing Incentive Carol would be guaranteed no worse error by joining Alice and Bob and as such should always make that choice.

The second desiderata is **Non-Interference**, which states that adding an additional analyst to the collective group, with their associated share of the privacy budget, should not increase the error experienced by any of the analysts already in the collective. This desiderata ensures that no analyst in the collective can ask (intentionally or unintentionally) a malicious set of queries which would increase the error of any of the other analysts more than if they had never joined the collective. Likewise Non-interference ensures that adding more analysts to the collective (and with them more privacy budget) can only improve the accuracy of all agents. Formally, we define Non-Interference as follows.

DEFINITION 4 (NON-INTERFERENCE). *A mechanism \mathcal{M} satisfies Non-Interference if for all analysts $i \neq j$, for all workloads W_i, W_j*

$$\text{Err}_i(\mathcal{M}, \mathcal{W}, \epsilon) \leq \text{Err}_i(\mathcal{M}, \mathcal{W} \setminus W_j, (1 - s_j)\epsilon)$$

EXAMPLE 3. *Continuing from Example 2, Alice and Bob have decided to join the collective and answer their queries together since they have the same queries. They run the joint mechanism on their queries using $\frac{2}{3}\epsilon$ of the budget. Here they both receive ± 22 people as expected error. Carol then joins the collective. They then rerun the same mechanism using the entire budget. In this case Alice and Bob receive an expected error of ± 24 people, which is more than their original ± 22 people expected error therefore violating Non-Interference.*

In this case Carol joining the collective makes both Alice and Bob worse off. If the mechanism were to satisfy Non-Interference, Alice and Bob would be guaranteed that no matter what workload Carol asks they can be no worse off for allowing Carol into the collective.

Our third desideratum is **Adaptivity**, which states that a mechanism should be able to adapt to the inputs given. We say that a mechanism is adaptive if it changes its query answering strategy based off all the inputs given. This ensures that a mechanism can adapt to the specific queries being asked by analysts in order to avoid high error for particular sets of queries.

EXAMPLE 4. *Continuing from Example 3 The data curator chooses to use a non-adaptive mechanism which always releases data by answering the Identity workload. Alice and Bob are happy since this is their exact workload. Carol however is punished since her query workload cannot be efficiently reconstructed using the identity workload and receives an expected error of ± 24 people, which is worse than her independent expected error of ± 18 people.*

An adaptive mechanism would be able to adapt its query answering strategy in order to account for Carol's queries therefore reducing her error. The concept of Adaptivity highlights the flaws of various trivial mechanisms which satisfy the Sharing Incentive and Non-Interference by intentionally ignoring the inputs or interactions between analysts inputs.

3.3 Problem Statement

Our goal is to design multi-agent differentially private mechanisms that answer the workloads submitted by the analysts with low error while satisfying the three desiderata – sharing incentive, non-interference and workload adaptivity. More formally:

PROBLEM 1. *Given any k workloads W_1, \dots, W_k of queries on a database D with weights $s_1, \dots, s_k \in (0, 1)$ s.t. $s_1 + \dots + s_k = 1$, design a workload adaptive mechanism \mathcal{M} such that:*

- \mathcal{M} satisfies ϵ -differential privacy, and
- \mathcal{M} satisfies sharing incentive (Definition 3), non-interference (Definition 4).

4 ALGORITHMS

Table 1: Desiderata satisfied by algorithms

Desiderata Mechanism	Sharing Incentive	Non- interference	Adaptivity
Independent	✓	✓	✓
Identity	✓	✓	✗
Utilitarian	✗	✗	✓
Weighted Utilitarian	?	✗	✓
0-Waterfilling	✓	✓	✓

We introduce four classes of mechanisms for multi-analyst query answering. These classes are differentiated by the choice of whether and how to introduce a Collect step (corresponding to aggregating the queries of the multiple analysts) into the Select Measure Reconstruct Paradigm. We describe each class in general terms and give a specific example of a mechanism within that class for multi-analyst query answering. We also prove or show empirically which desiderata are satisfied for the example mechanisms.

For concreteness we consider the selection step for each mechanism to be a type of Matrix Mechanism which takes in as input the workloads being considered and outputs a full rank strategy matrix with all column norms equal to 1. Likewise all of the properties and proofs given hold for linear queries which are answered directly by the mechanisms. These properties do not inherently hold for any non-linear queries reconstructed from linear query answers. However in Section 5.6 we empirically study our mechanisms answering non-linear queries such as median and percentiles.

We call the first two classes Independent and Workload Agnostic. These classes use existing mechanisms without explicitly considering the group structure of the problem. We consider them as baselines for comparison; it is easy to see in theory and we show empirically that these mechanisms lead to poor performance with respect to total error. We call the other two classes of mechanisms Collect First and Select First. These mechanisms adapt the Select Measure Reconstruct Paradigm by aggregating all analysts' queries either before or after the selection step. While the simplest mechanisms of these classes merely aggregates queries and optimizes total error, we introduce two specific mechanisms which we call the Weighted Utilitarian Mechanism and the Waterfilling Mechanism that aim to satisfy all desiderata while remaining efficient in terms of total error.

The mechanism classes are depicted in Figure 2 and the desiderata satisfied by algorithms are shown in Table 1.

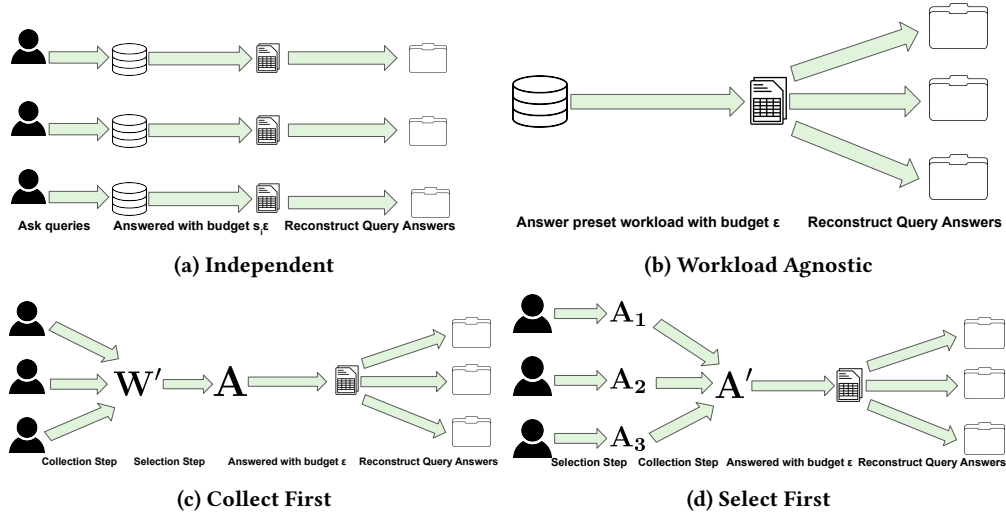


Figure 2: Mechanism Classes for Multi-Analyst DP Query Answering

Algorithm 1: Independent Mechanism

input : Set of k workloads $\mathcal{W} \leftarrow \{W_1, W_2, \dots, W_k\}$,
Set of k budget weights $S \leftarrow \{s_1, s_2, \dots, s_k\}$,
Data vector x ,
privacy budget ϵ ,
Selection Mechanism \mathcal{M}

Selection Step

- 1 $\mathcal{A} \leftarrow \{\mathcal{M}(W_i) \mid W_i \in \mathcal{W}\}$

Measure step

- 2 $Y \leftarrow \{A_i x + \text{Lap}(\frac{1}{s_i \epsilon} \|A_i\|_1) \mid A_i \in \mathcal{A}, s_i \in S\}$

Reconstruct step

- 3 $\tilde{X} \leftarrow \{A_i^+ y_i \mid A_i \in \mathcal{A}, y_i \in Y\}$
 $\triangleright A^+$ is the Moore–Penrose inverse of A and $A^+ A = I$.
- 4 $\text{ans} \leftarrow \{W_i(\tilde{x}_i) \mid W_i \in \mathcal{W}, \tilde{x}_i \in \tilde{X}\}$
- 5 **return** ans

4.1 Existing Mechanisms

Independent Mechanisms give each analyst their share of the overall privacy budget proportional to their weights s_1, \dots, s_k and answers each analyst's queries independently of one another using some workload answering mechanism. Mechanisms of this class by definition satisfy both the Sharing Incentive and Non-Interference since analysts always have the same expected error regardless of how many analysts are in the collective or what their queries are.

LEMMA 1. *Any Independent Mechanism satisfies both the Sharing Incentive and Non-Interference*

However, these mechanisms are not efficient as they typically answer each individual query with less privacy budget than other mechanisms and may answer the same or similar queries multiple times. In Section 4.3 we will show a class of mechanisms that satisfy all the desiderata and can achieve up to \sqrt{k} times better error than the Independent Mechanism.

Workload Agnostic Mechanisms always answer the same set of queries with the entire budget regardless of the analysts' workloads. Mechanisms of this class also trivially satisfy both the Sharing Incentive and Non-Interference. Since the same workload is always answered regardless of the preferences of the analysts, joining the collective only increases the overall privacy budget leading to an overall decrease in error, satisfying the sharing incentive. Likewise whenever a new analyst joins the collective the workload remains the same and the privacy budget increases causing an overall decrease in error for all analysts, therefore satisfying non-interference.

LEMMA 2. *Any Workload Agnostic mechanism satisfies both the Sharing Incentive and Non-Interference*

Workload Agnostic Mechanisms are not adaptive and this causes them to be inefficient with respect to total error, even for a single analyst. For example if a noisy count was released for people of ages $\{0, 1, 2 \dots 99\}$ but an analyst asks for the total count of all people then the answer to the total query, reconstructed by adding together all of the noisy counts, has at least 10 times larger error than if the total query was answered directly using all of the privacy budget. In Algorithm 2 we show an example of a Mechanism: the Identity Strategy. In this mechanism the Identity strategy is selected regardless of any of the analysts' inputs.

4.2 New mechanisms

In this section we describe the remaining classes of mechanisms. Both adapt the Select Measure Reconstruct Paradigm by introducing a collection step where each of the analysts' queries are aggregated into a single query set. The classes differ in where the collection step occurs.

4.2.1 Collect First Mechanisms. Collect first mechanisms collect all analysts' queries together before the selection step. These mechanisms combine all of the workloads of each analyst into some

Algorithm 2: Identity Mechanism

input : $\mathcal{W}, S, x, \epsilon, \mathcal{M}$ ▷ defined in Algorithm 1
Selection Step
1 $A \leftarrow \text{Identity}(n)$
Measure step
2 $y \leftarrow Ax + \text{Lap}(\frac{1}{\epsilon})$
Reconstruct step
3 $\tilde{x} \leftarrow A^+y$
4 $\text{ans} \leftarrow \{W_i(\tilde{x}) \mid W_i \in \mathcal{W}\}$
5 **return** ans

weighted query set then run the selection step to select a single strategy workload for all the analysts' workloads. Here we introduce two variants of collect first mechanisms the Utilitarian Mechanism and the Weighted Utilitarian Mechanism.

The *Utilitarian Mechanism* is an example of a mechanism which falls into this particular class. The Utilitarian Mechanism first aggregates each analysts' queries by creating a multi-set of queries which contains all the analysts' queries with multiplicity equal to the number of analysts asking the query. We then run a selection step on this joint query set. In general, we would expect this mechanism to achieve the minimum expected total error across all analysts, but the mechanism can easily violate both the Sharing Incentive and Non-Interference.

THEOREM 2. *The Utilitarian Mechanism does not satisfy the sharing incentive*

PROOF. Take the general case from Example 2 where we have k analysts. $k - 1$ of those analysts ask the Identity workload (a histogram of all counts). The last analyst asks the total workload (a sum of all counts). Each analyst receives an equal share $\frac{\epsilon}{k}$ of the privacy budget. In the independent case each analyst asking the Identity workload would receive identity as a strategy and would experience $\left(\frac{2k}{\epsilon}\right)^2 n$ error. The one analyst asking total would receive the total workload as their strategy and experience $\left(\frac{2k}{\epsilon}\right)^2$ error. If all the analysts join the collective an optimal utilitarian mechanism would chose the Identity workload as the workload that optimizes on total error. In this case (now using the entire privacy budget) each analyst would receive $\left(\frac{2}{\epsilon}\right)^2 n$ error. In this case all the analysts asking the identity workload would benefit while the analyst asking the total workload will get increasingly worse error as n (the size of the database) increases and will violate sharing incentive when $k^2 < n$. \square

THEOREM 3. *The Utilitarian Mechanism does not satisfy non-interference*

PROOF. Consider the case where there are k analysts each with an equal $\frac{\epsilon}{k}$ share of the privacy budget. $k - 1$ of these analysts ask the total workload and the last analyst asks the identity workload. If the $k - 1$ analysts asking the total workload are in the collective the strategy used would directly answer the total workload and receive $\left(\frac{2k}{(k-1)\epsilon}\right)^2$ expected error. If the last analyst were to join an optimal utilitarian mechanism would answer the queries using

the identity strategy which optimizes on overall error. This would result in the $k - 1$ analysts each receiving $\left(\frac{2}{\epsilon}\right)^2 n$ expected error which violates non interference when $\left(\frac{k}{k-1}\right)^2 < n$ \square

Intuitively these mechanisms are optimized for overall error and as such favor analysts who have large workloads who are similar to others while small more niche workloads receive higher error. We show this empirically in Section 5.

The *Weighted Utilitarian Mechanism* is a variant of the Utilitarian Mechanism that attempts to directly optimize for the Sharing Incentive. This is achieved by weighting the queries prior to the collection step. This requires an additional set of k parameters which we call workload weights $\Omega = \{\omega_1, \omega_2, \dots, \omega_k\}$, where ω_i is the weight for workload W_i . After weighting each of the queries the Utilitarian Mechanism is run on the weighted query sets. The Utilitarian Mechanism is a special case of Weighted Utilitarian Mechanism where $\omega_1 = \omega_2 = \dots = \omega_k = 1$.

In an attempt to satisfy the Sharing Incentive we set the weights as the inverse of the expected error of the mechanism in the independent case.

$$\omega_i = \text{Err}_i(\mathcal{M}, W_i, s_i \epsilon)^{-1}$$

These weights incentivize an optimizer to satisfy the sharing incentive as any analysts utility is above 1 only if they have less error than required to satisfy the sharing incentive and less than 1 otherwise. We see in 5 that these weights allow for the utilitarian mechanism to satisfy the sharing incentive in practical settings.

Algorithm 3: Weighted Utilitarian Mechanism

input : $\mathcal{W}, S, x, \epsilon, \mathcal{M}$, ▷ defined in Algorithm 1
Set of k workload weights $\Omega \leftarrow \{\omega_1, \omega_2, \dots, \omega_k\}$
Collection Step
1 $W' \leftarrow \biguplus_{i=1}^k \omega_i W_i$ ▷ \biguplus is multi-set union
Selection Step
2 $A \leftarrow \mathcal{M}(W')$
Measure step
3 $y \leftarrow Ax + \text{Lap}(\frac{1}{\epsilon} \|A_1\|)$
Reconstruct step
4 $\tilde{x} \leftarrow A^+y$
5 $\text{ans} \leftarrow \{W_i(\tilde{x}) \mid W_i \in \mathcal{W}\}$
6 **return** ans

4.3 Select First Mechanisms

Select first mechanisms collect all the analysts' queries after the selection step in a Select Measure Reconstruct mechanism. Mechanisms of this class allow an individual strategy for each analyst's queries. After a strategy is selected for each analyst's queries they are all aggregated into a joint strategy workload which is answered directly.

The *Waterfilling Mechanism* is an example mechanism in this class that we introduce. The mechanism generates a strategy for each analyst using the given selection step. These strategies are then scaled by the weight of each analyst. The mechanism assigns each individual query to a bucket. Buckets represent groups of

Algorithm 4: τ - Waterfilling Mechanism

input : $\mathcal{W}, S, x, \epsilon, \mathcal{M}$, \triangleright defined in Algorithm 1
tolerance parameter τ

Selection Step

1 $\mathcal{A} \leftarrow \{\mathcal{M}(W_i) \mid W_i \in \mathcal{W}\}$

Collection step

2 buckets $\mathcal{B} \leftarrow \{\}$

3 **for** $A_i \in \mathcal{A}$ **do**

4 **for** $v \in \text{Rows}(s_i A_i)$ **do**

5 flag \leftarrow True

6 **for** $B \in \mathcal{B}$ **do**

7 $e_B \leftarrow (\sum_{u \in B} u) / \|\sum_{u \in B} u\|$
 \triangleright the weighted average unit vector for bucket B

8 **if** $(v / \|v\|) \cdot e_B \geq 1 - \tau$ **then**

9 $B \leftarrow B \cup \{v\}$

10 flag \leftarrow False

11 **break**

12 **if** flag **then**

13 $B \leftarrow \{v\}$

14 $\mathcal{B} \leftarrow \mathcal{B} \cup \{B\}$

15 $A \leftarrow \text{Mat}(\{\sum_{u \in B} u \mid B \in \mathcal{B}\})$
 \triangleright Mat converts a set of vectors into a matrix, each row of A is the sum of vectors in a bucket

Measure step

16 $y \leftarrow Ax + \text{Lap}(\frac{1}{\epsilon} \|A\|_1)$

Reconstruct step

17 $\bar{x} \leftarrow A^+ y$

18 ans $\leftarrow \{W_i(\bar{x}) \mid W_i \in \mathcal{W}\}$

19 **return** ans

equivalent queries that are that they can all be answered with a single representative query. In Algorithm 4, Queries are equivalent if they are simple scalar multiples of one another with some deviation bounded by a parameter τ .

Once the mechanism generates a strategy for each analyst those strategies are split into their independent queries. For each of those queries the mechanism assigns a weight (usually each query is given an equal share of the analysts' share of the privacy budget) and finds a bucket with an equivalent representative query to which the query is added. The associated weight of the bucket is also increased by the query's weight. If no bucket with an equivalent representative query exists, then a new bucket is created with the query as the representative and with its associated weight. The mechanism constructs a single joint set of strategy queries by taking the representative query from each bucket and weighting it by the bucket's weight. The joint strategy queries are then measured directly using the Laplace mechanism.

The parameter τ lies in the range $[0, 1]$ and determines how much two queries are allowed to deviate and still be assigned the same bucket. If $\tau = 0$ then queries must be scalar multiples of one another to be assigned to the same bucket. All of the proofs below assume that $\tau = 0$ and may not hold for higher values of τ . However due to possible numerical errors that arise during the selection step we set τ to be 10^{-3} in experiments to allow for queries

which are similar up to numerical error to be assigned the same bucket. We empirically evaluate the performance of the Waterfilling mechanism as τ changes in Section 5.5.

Here we prove a stronger property than either the Sharing Incentive or Non-interference. We show that adding an additional analyst to an arbitrary collective in a 0-waterfilling mechanism cannot increase the error experienced by any analyst.

THEOREM 4. *Let \mathcal{W} be the set of all workloads of the analysts in an arbitrary collective. For all analysts $i \neq j$, for all workloads $W_i \in \mathcal{W}, W_j \notin \mathcal{W}$ the 0-Waterfilling mechanism satisfies both of the following*

$$\text{Err}_i \left(\mathcal{M}, \mathcal{W} \cup W_j, \left[s_j + \sum_{l: W_l \in \mathcal{W}} s_l \right] \epsilon \right) \leq \text{Err}_i \left(\mathcal{M}, \mathcal{W}, \left[\sum_{l: W_l \in \mathcal{W}} s_l \right] \epsilon \right) \quad (3)$$

$$\text{Err}_j \left(\mathcal{M}, \mathcal{W} \cup W_j, \left[s_j + \sum_{l: W_l \in \mathcal{W}} s_l \right] \epsilon \right) \leq \text{Err}_j (\mathcal{M}, W_j, s_j \epsilon) \quad (4)$$

We prove this statement in two steps. We first show that regardless of the number of analysts in the collective the scale of the noise added to the queries remains the same. We then show that the error introduced by reconstructing the original query answers (frobenius norm term of Equation (1)) can only decrease as more analysts are added the collective therefore resulting in error that either decreases or remains the same for each analyst.

LEMMA 3. *Consider adding an analyst to the collective with strategy matrix A_i and weight s_i . If the L1 norm of every column of A_i is 1, the sensitivity of the resultant strategy queries will increase by s_i , formally*

$$\|A'\|_1 = \|A\|_1 + s_i,$$

where A and A' are the resultant strategy matrix before and after adding this analyst respectively.

PROOF. For any matrix M , We define $\text{cnorm}(M)$ as a vector where the i th entry is the L1 norm of the i th column of M , formally

$$\text{cnorm}(M) = \sum_{v \in M} |v|,$$

where v 's are the row vectors of M and $|v|$ is the vector which takes entry-wise absolute value of v . In Alg. 4, since all weights are positive, $f_B(e)$ is positive for all e . Thus, particularly for A ,

$$\text{cnorm}(A) = \sum_{v \in A} |v| = \sum_{e \in B} |f_B(e)| = \sum_{e \in B} f_B(e) |e|. \quad (5)$$

Consider adding a query v' to B and let the resulting set of buckets B' . Let $e' = v' / \|v'\|$ according to Alg. 4. If $e' \in B$, $f_{B'}(e') = f_B(e') + \|v'\|$. Otherwise, we add e' to B' with $f_{B'}(e') = \|v'\|$. In both case,

$$\sum_{e \in B'} f_{B'}(e) |e| = \sum_{e \in B} f_B(e) |e| + \|v'\| |e'| = \sum_{e \in B} f_B(e) |e| + |v'|. \quad (6)$$

In this process, we add $s_i A_i$ to B resulting in B' . From Equation (5) and Equation (6) we get,

$$\begin{aligned} \text{cnorm}(A') &= \sum_{e \in B'} f_{B'}(e) |e| = \sum_{e \in B} f_B(e) |e| + \sum_{v \in s_i A_i} |v| \\ &= \text{cnorm}(A) + \text{cnorm}(s_i A_i). \end{aligned}$$

Given the L1 norm of every column of $A_i \in \mathcal{A}$ is 1, we have $\text{cnorm}(s_i A_i) = s_i \mathbf{1}$, where $\mathbf{1}$ is a all-one vector. Since the L1 norm of a matrix is the maximum of all L1 column norms, we have

$$\begin{aligned} \|A'\|_1 &= \max(\text{cnorm}(A')) = \max(\text{cnorm}(A) + s_i \mathbf{1}) \\ &= \max(\text{cnorm}(A)) + s_i = \|A\|_1 + s_i \end{aligned}$$

□

Since we can consider the strategy matrix with no analysts as the zero matrix, and adding an additional analyst adds their weight to the sensitivity, the L1 norm for the strategy matrix for k analysts is

$$\|A\|_1 = \sum_{i=1}^k s_i$$

Since the i th analyst is entitled to $s_i \epsilon$ of the budget and the sensitivity of the strategy query set is equal to the sum of each analysts' weights, the scale of the noise term in Equation (1) is the same regardless of the number of analysts. Let x be any arbitrary number of analysts. The scale of the noise term in Equation (1) is as follows.

$$\frac{2 \|A\|_1^2}{\epsilon^2} = \frac{(\sum_{i=1}^x s_i)^2}{(\sum_{i=1}^x s_i \epsilon)^2} = \frac{2}{\epsilon} \quad (7)$$

Since the amount of noise being added to each query in the final strategy is the same the amount of error experienced by each analyst is only dependent on the frobenius norm term of Equation (1).

We first note that adding a new analyst to the collective results in a change to the overall strategy matrix that can either be expressed by multiplying it by some diagonal matrix with all entries greater than 1 (adding weight to a bucket) or by adding additional rows (creating new buckets). We show below that either of these operations results in a frobenius norm term that is no greater than the term with the original strategy matrix.

LEMMA 4. For any workload matrix W and any strategy A

$$\|W(DA)^+\|_F \leq \|WA^+\|_F$$

where D is a diagonal matrix with all diagonal entries greater than or equal to 1 and A is a full rank matrix.

PROOF. We first note that since D is a diagonal matrix with all entries greater than or equal to 1 then D^{-1} is a diagonal matrix with all values less than or equal to 1. Since this matrix cannot increase the value of any entry of any matrix multiplied by it the following holds.

$$\|WA^+ D^{-1}\|_F \leq \|WA^+\|_F$$

We then note that $WA^+ D^{-1}$ is a solution to the linear system of equations $B(DA) = W$. However since $WA^+ D^+$ is a solution to the linear system of equations then it is the least squares solution to the set of linear equations [7] and as such the following holds.

$$\|W(DA)^+\|_F \leq \|WA^+ D^{-1}\|_F \leq \|WA^+\|_F$$

□

LEMMA 5. Let \tilde{A} be the original strategy matrix A with additional queries (rows) added to it. We can write this as a block matrix as

$\tilde{A} = \begin{bmatrix} A \\ C \end{bmatrix}$ Where C are the additional queries. For any workload W and any strategy A

$$\|W\tilde{A}^+\|_F \leq \|WA^+\|_F$$

PROOF. Let \hat{A} be the original matrix A padded with additional rows of zeros in order to be the same size as \tilde{A} written in block matrix form as $\hat{A} = \begin{bmatrix} A \\ 0 \end{bmatrix}$. We note that by the formula for block matrix pseudo-inverse the pseudo-inverse of \hat{A} is as follows. $\hat{A}^+ = \begin{bmatrix} A^+ & 0 \end{bmatrix}$ We then note that $W\hat{A}^+$ is a solution to the linear system of equations as follows.

$$W\hat{A}^+ \tilde{A} = W \begin{bmatrix} A^+ & 0 \end{bmatrix} \begin{bmatrix} A \\ C \end{bmatrix} = WA^+ A = W$$

Therefore since $W\hat{A}^+$ is a solution to the linear system of equations and since $W\tilde{A}^+$ is the least squares solution to the linear set of equations [7] we get the following.

$$\|W\tilde{A}^+\|_F \leq \|W\hat{A}^+\|_F = \|WA^+\|_F$$

□

PROOF OF THEOREM 4. Let A be the strategy matrix produced by the waterfilling mechanism without analyst j . Let \tilde{A} be A with additional rows appended to it and let D be a diagonal matrix with all entries 1 or greater.

$$\begin{aligned} \text{Err}_i \left(\mathcal{M}, \mathcal{W} \cup W_j, \left[s_j + \sum_{l: W_l \in \mathcal{W}} s_l \right] \epsilon \right) &= \frac{2}{\epsilon^2} \|W_i(D\tilde{A}^+)\|_F^2 \quad (\text{from Equation (7)}) \\ &\leq \frac{2}{\epsilon^2} \|W_i\tilde{A}^+\|_F^2 \quad (\text{from Lemma 4}) \\ &\leq \frac{2}{\epsilon^2} \|W_i A^+\|_F^2 \quad (\text{from Lemma 5}) \\ &= \text{Err}_i \left(\mathcal{M}, \mathcal{W}, \left[\sum_{l: W_l \in \mathcal{W}} s_l \right] \epsilon \right) \end{aligned}$$

If we instead assume A is the strategy matrix produced by the waterfilling mechanism with only analyst j then the same process satisfies Equation (4). □

Since adding an additional analyst to the collective can only decrease the amount of expected error experienced by any analyst, we have the following as corollaries for Theorem 4.

COROLLARY 1. Waterfilling Mechanism satisfies sharing incentive

COROLLARY 2. Waterfilling Mechanism satisfies non-interference

Unlike Independent Mechanisms, Waterfilling Mechanisms satisfy all the desiderata while being efficient with respect to error.

THEOREM 5. The Waterfilling Mechanism can achieve as much as k times better error than the Independent Mechanism and always achieves no more error than the Independent Mechanism.

PROOF. Consider the pathological example of k analysts each of whom ask the same single linear counting query to be answered with the Laplace Mechanism. In this case the overall expected error using the Waterfilling mechanism is that of answering the single query once using the entire privacy budget using the Laplace mechanism. This results in an expected error of $\frac{2}{\epsilon^2}$. If each analyst were to independently answer their queries using $\frac{\epsilon}{k}$ of the budget each and then post process the k results by taking the sample median it would result in a mean squared error of $\frac{2k}{\epsilon^2}$. By Corollary 1 the waterfilling mechanism always achieves at most as much error as the independent mechanism satisfying the second statement. \square

5 EXPERIMENTS

5.1 Experimental Setup

We designed experiments to both test if the mechanisms proposed satisfy the desiderata as well as how they perform in practice. For the following experiments we use HDMM [30] as the selection step, but any selection step can be used in practice. As HDMM is a variant of the matrix mechanism (MM) [27], the mechanism is data independent for linear queries and the expected error of the matrix mechanism can be analytically calculated for any given strategy matrix. In addition, we can consider the Identity Mechanism a variant of matrix mechanism with a fixed identity strategy matrix I , $MM(I)$. We note some commonly used workloads and their corresponding workload matrices W in Table 2.

In addition, Waterfilling mechanism has a tolerance parameter τ . We experimented with several values of τ (results shown in Section 5.5 and found $\tau = 0.001$ is a value that achieves good overall accuracy. As such we set it to be 0.001 in all our experiments.

For the figures, each workload is given an abbreviations as follows: Ind (Independent HDMM), Iden (Identity mechanism), Util (Utilitarian HDMM), WUtil (Weighted Utilitarian HDMM), and Water (HDMM Waterfilling mechanism). For each experiment we run the optimization 10 times and pick the strategy with the minimum loss. Since HDMM is data independent the experiments do not require a particular dataset.

5.2 Empirical Measures

We design several empirical measures to provide an overall understanding of the mechanisms. We also turn our desiderata into quantifiable measures to better assess the performance of our mechanisms. All measures are with respect to a single mechanism and a single set of workloads.

Total Error is the sum of expected errors of all analysts. This is a common measure found in the literature to show the efficiency of the algorithm.

Maximum Ratio Error of a mechanism \mathcal{M} for a given analyst is the expected error of \mathcal{M} divided by the expected error of the independent mechanism. For non-independent adaptive algorithms, it is a measure of the Sharing Incentive as it measures to what extent one analyst gets better or worse off compared to asking the query on their own. We present the maximum of the ratio errors among all analysts. The maximum ratio error amongst all analysts is

$$\max_i \left(\frac{\text{Err}_i(\mathcal{M}, \mathcal{W}, \epsilon)}{\text{Err}_i(\mathcal{M}, W_i, s_i \epsilon)} \right).$$

If the value is larger than 1, the mechanism violates the Sharing Incentive as the error in the joint case is greater than the error experienced in the independent case.

Empirical Interference is a quantifiable measure to show the extent which a mechanism violates Non-Interference or the distance from violating it. For each analyst i , we define the interference with respect to another analysts j as the ratio of the expected error for analyst i when all analysts are included to the case when excluding analyst j . If this ratio is larger than 1, analyst i can be worse off when analyst j joins the workload set. We define the interference of analyst i on analyst j to be

$$I_i(j) = \frac{\text{Err}_j(\mathcal{M}, \mathcal{W}, \epsilon)}{\text{Err}_j(\mathcal{M}, W_i^c, (1 - s_i)\epsilon)},$$

This represents the relative change in error experienced by analyst j when analyst i joins the collective. We then define the interference of mechanism \mathcal{M} on the set \mathcal{W} as the maximum of interference among all analysts, as

$$I_{\mathcal{M}}(\mathcal{W}) = \max_{1 \leq i, j \leq k, i \neq j} I_i(j).$$

Intuitively, it represents the maximum ratio increase of the expected error of any analyst when another analyst joins the workload set. If $I_{\mathcal{M}}(\mathcal{W}) \leq 1$, mechanism \mathcal{M} satisfies Non-Interference on \mathcal{W} . We would like this value to be negative or as small as possible.

Since \mathcal{M} is usually a non-deterministic mechanism, rerunning the mechanism with W_i^c may give different strategy matrices to other analysts. Thus, we fix strategy matrices for Select First Mechanisms to ensure a more reasonable comparison. Since the strategy used by Collect First Mechanisms is dependent on each analysts input it is not possible to fix the strategy matrix.

5.3 Practical Settings

We generate practical settings using a series of random steps using the census example workloads provided in [30]. We tested on the race workloads with data size $n = 64$.

- (1) We first fix the dataset size n . We then generate the number of analysts by picking an integer k uniformly random from $[2, k_{\max}]$. We let the number of analysts be k .
- (2) Each analyst then pick a workload uniformly random from the set of 8 workloads, including 3 race workloads, Identity, Total, Prefix Sum, H2 workload, and custom workload.
- (3) If they get custom workload, we chose their matrix size by picking an integer uniformly random from $[1, 2n]$.
- (4) For each query in matrix we chose a class of query uniformly sampled from the set including range queries (0-1 vector with contiguous entries), singleton queries, sum queries (random 0-1 vector) and random queries (random vector). The query is thus a random query within its class.
- (5) The custom workload is thus a vertical stack of the queries.
- (6) We repeat this procedure t times to get t randomly chosen sets of workloads. We call them t instances.

We present the results for $k_{\max} = 20$ as a representative in Figure 3. The figure is a box plot of $t = 100$ instances generated randomly using the above procedure. The green line represents the median and the green triangle represents the mean. The box

Table 2: Common workloads used for data size n

Workload	Description	Matrix
Identity	Histogram on all n categories	$n \times n$ identity matrix I_n
Total	The sum of all n categories	$1 \times n$ all-ones row matrix T_n
Singleton	One single category	$1 \times n$ row matrix $S_{n,i}$ with 1 in the i th entry and 0 in other entries
Prefix Sum	The prefix sum of all n categories	$n \times n$ lower triangular matrix of ones P_n
H2 workload	Hierarchical matrix \mathcal{H}^2	$(2n - 1) \times n$ matrix: vertical stack of $I_{n/t} \otimes T_t$ for $t = 1, 2, 4, \dots, n$

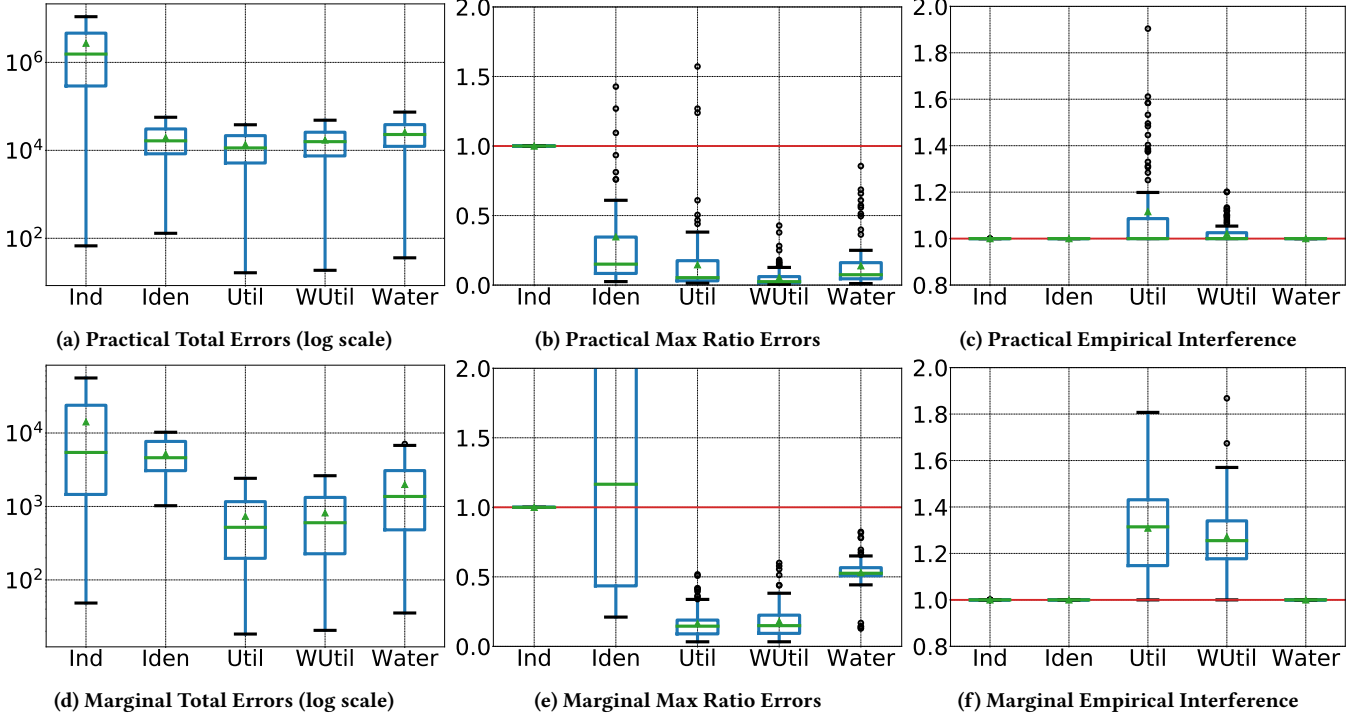


Figure 3: Total Errors, Maximum Ratio Errors and Empirical Interference for randomly generated practical settings (above) and 1-way marginals (below). Values of maximum ratio error and empirical interference above 1 signify a violation of the Sharing Incentive and Non-Interference respectively.

represents the 25th percentile to the 75th percentile. Figure 3a gives an overall view of the efficiency of different mechanisms. As expected, Utilitarian HDMM, a mechanism optimized for overall error, performs the best. Meanwhile Independent HDMM, a mechanism which does not utilize the group structure of the problem at all performs the worst. The other three mechanisms have similar errors and are not much worse than Utilitarian HDMM.

Figure 3b shows how other mechanisms compared with Independent HDMM in terms of maximum ratio error among all analysts. Utilitarian HDMM violates the Sharing Incentive in a small number of instances as there are some outliers with maximum ratio error larger than 1. Weighted Utilitarian and Waterfilling mechanism satisfied the Sharing Incentive. Although Identity also has some outliers larger than 1, since independent HDMM is not the independent form of this mechanism it does not violate the Sharing Incentive.

Figure 3c gives an empirical indication on whether a mechanism satisfies Non-Interference in practical setting. It can be seen

that both Utilitarian and Weighted Utilitarian HDMM violate Non-Interference cases. Weighted Utilitarian has fewer instances which violating Non-Interference than Utilitarian. Also, the extent of violation is generally smaller for Weighted Utilitarian. The other three mechanisms do not violate Non-Interference as we expect.

From our experiment results, we can see that our HDMM Waterfilling mechanism have achieved our main goal of providing a mechanism which satisfies all three desiderata while maintaining high utility. It is also worth noting that Weighted Utilitarian HDMM also satisfies the Sharing Incentive empirically and can provide a higher utility with a small violation of Non-Interference.

5.4 Marginal Workloads

We also experiment on another common type of workloads, marginals. For a dataset with d attributes with domain size n_i for the i th attribute, we can define a m -way marginal as the follows. Let S be a

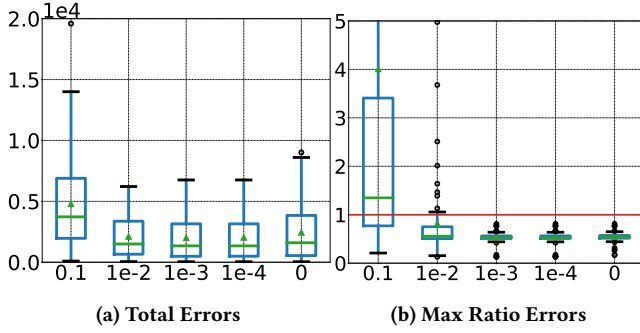


Figure 4: Total Errors and Maximum Ratio Errors for 1-way marginals using our HDMM Water-filling mechanism with different values of tolerance τ (x-axis). Values of maximum ratio error above 1 signify a violation of Sharing Incentive.

size m subset of $\{1, 2, \dots, d\}$, we can express the workload as the Kronecker product $A_1 \otimes A_2 \otimes \dots \otimes A_d$, where $A_i = I_{n_i}$ if $i \in S$ and $A_i = T_{n_i}$ otherwise. Here I_{n_i} is the identity workload matrix and T_{n_i} is the total workload matrix. Specifically, a 0-way marginal is the Total workload and a d -way marginal is the Identity workload. Also, since there are $\binom{d}{m}$ size- m subset of $\{1, 2, \dots, d\}$, there are $\binom{d}{m}$ different m -way marginals. In our experiments for simplicity, we use d attributes all with domain size 2. We repeat the process for generating analyst workloads from Section 5.3 however in this case each individual analyst chooses a workload uniformly at random from the set of set of $\binom{d}{m}$ m -way marginals.

Here, we show the results for 1-way marginal with $d = 8$, $k_{\max} = 20$, and $n = 256$ in Figure 3. This figure also contains 100 instances. In particular, there are d 1-way marginals each corresponds to an attribute. For the 1-way marginal with attribute i , it consists of 2 queries, where one is the total query with predicate attribute i equals to 0, and the other is with predicate attribute i equals to 1.

Figure 3d shows Identity mechanism is worse than the Waterfilling mechanism and both Utilitarian mechanisms. The addition of the 1-way marginals drastically increases the error of identity compared to that of the other mechanisms. This is an example where the Identity perform poorly with regard to total error for a common type of workloads. This is also observed for 1-way marginals with $d = 6, 7, 9, 10$.

Figure 3e and Figure 3f are qualitatively similar to those in practical settings. The Waterfilling Mechanism continues to satisfy all the desiderata while maintaining lower error than the Independent and Identity Mechanisms. Both Utilitarian mechanisms achieve lower overall error but at the cost of violating non interference.

5.5 Tolerance for Water-filling Mechanism

The Water-filling mechanism provably satisfies Sharing Incentive and Non-interference when the tolerance parameter $\tau = 0$. However, if we set $\tau = 0$ exactly or very small, very similar queries (which may be the same query ideally but are different due to numerical errors in optimizations) will not be combined. This can lead to a large expected error. On the other hand, a too large τ may make Water-filling mechanism violate the Sharing Incentive or Non-Interference

because queries which are significantly different may be put into the same bucket.

To examine the effect of tolerance in practice, we experimented on different values of tolerance τ for the HDMM Water-Filling mechanism. Figure 4 shows the case when $\tau \in [0.1, 0]$, which we consider a reasonable range of the tolerance. The workloads used are 1-way marginals as defined in Section 5.4.

Figure 4a shows that the total error is large at both ends, $\tau = 0.1$ and $\tau = 0$. The total error is the smallest for $\tau = 0.01$ and is also small for $\tau = 10^{-3}$ and $\tau = 10^{-4}$. This shows that there is no simple relation between the value of tolerance and total errors and we should not set $\tau = 0$ exactly in practice. Figure 4b shows the violation of Sharing Incentive when $\tau = 0.1$ and $\tau = 0.01$. From this result, we see that $\tau = 0.01$ is too large and $\tau = 10^{-3}$ (our default setting) is reasonable. We do not observe violation of Non-interference for all these values of tolerance.

5.6 Data-dependent Non-linear Queries

In previous experiments, all workloads are linear and the expected error can thus be calculated without data. Our mechanisms can also be used for non-linear queries. We now experiment on some non-linear queries including *mean*, *medium*, and *percentiles* based on a histogram.

Error in this case is data-dependent and needs to be empirically calculated using real datasets. We use the Census Population Projections [2]. The dataset is Population Changes by Race. We choose year 2020 and Projected Migration for Two or more races. This dataset can show the difference between mechanisms clearly. The size of data is $n = 86$, representing ages from 0 to 85.

As in the previous 2 experiments, the experiment procedure is as follows. We fix the maximum number of analysts k_{\max} . We then generate the number of analysts by picking an integer k uniformly random from $[2, k_{\max}]$. We let the number of analysts be k . Each analyst then pick a query uniformly random from the set of 4 queries, including *mean*, *medium*, *25-percentile*, and *75-percentile*. *Mean* is reconstructed from the workload containing the Total query T_n and the weighted sum query, a vector representing the attribute values (0 to 85 in our case). *Medium* and *percentiles* are reconstructed from the Prefix Sum workload P_n . The expected error here is the mean squared error of 10000 samples calculated using the Laplace mechanism.

We show the results of 100 instances (sets of queries) with $k_{\max} = 20$ in Figure 5. Figure 5a shows that Independent mechanism performs much worse than all other mechanisms in terms of total error. Figure 5b is the zoomed in version of Figure 5a, removing Independent. Since the answer of a non-linear query is reconstructed using the result of a different linear workload, Utilitarian does not guarantee to have the lowest total errors. We can see that Weighted Utilitarian outperforms Utilitarian here. The other two mechanism have higher total errors, and the Waterfilling mechanism has a better median total errors than Identity.

Figure 5c and Figure 5d shows the max ratio errors and empirical interference. Since Independent and Identity mechanism satisfy the Sharing Incentive and Non-Interference by definition, we omit them here. We can see that all 3 other mechanisms satisfy the Sharing Incentive as they all have max ratio errors smaller than 1. Both Utilitarian mechanisms violate Non-Interference as shown in

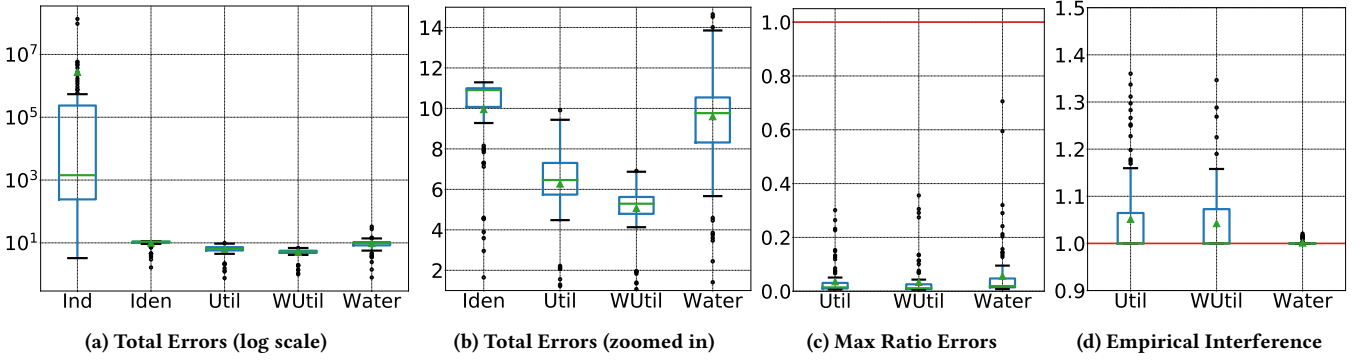


Figure 5: Total Errors, Maximum Ratio Errors and Empirical Interference for non-linear queries. Errors shown are empirical expected errors calculated using real data. Values of maximum ratio error and empirical interference above 1 signify a violation of the Sharing Incentive and Non-Interference respectively.

Figure 5d. Waterfilling mechanisms satisfies Non-Interference. The outliers are due to numerical errors since we are using empirical expected errors instead of analytical ones.

These results show that our mechanisms are also good for non-linear queries and have similar properties as the instances with linear queries. The results are qualitatively similar for $k_{\max} = 10$.

6 RELATED WORK

There has already been significant work on answering sets of queries in a differentially private manner, including theoretical lower bounds on error [8, 18] and many practical algorithms [4, 9, 11, 19, 26, 27, 30, 32, 35, 39, 41]. Each of these mechanisms primarily attempts to optimize the total error (or utilitarian social welfare) instead of distributing error in some manner. Likewise these mechanisms are not intended for any group answering setting but are instead designed for single analyst use.

There has been some work at the intersection of fairness and privacy, such as analyzing how ensuring privacy in models or decision making affects the accuracy of certain subgroups [5, 6, 10, 23, 25]. In contrast, our work focuses on achieving a fair distributions of utility for the analysts involved not the individuals who’s information is in the database.

Sharing computational resources such as memory and network has been considered in the context of resource allocation for data centers and networking [15, 16, 20, 22, 24, 33, 34]. For example, the influential work on dominant resource fairness [16] studies the allocation of several heterogeneous computational resources among agents (the owners of various jobs in a data center) and designs protocols that are simultaneously efficient and ensure good treatment of all agents through the Sharing Incentive and strategy-proof guarantees. This theoretical work has substantial real-world implications, and is implemented in the Apache Mesos system [20]. In a

sense, our work considers the same questions of how to design an effective shared system from the perspective of differential privacy and data release, recognizing that in the common case where there are multiple analysts, privacy budget is indeed a shared resource.

7 CONCLUSION

Overall we see as in Figure 3a that the traditional method of independently answering using fractional budgets results in an enormous increase in overall error when compared to joint mechanisms. In our practical cases we see over an order of magnitude difference between independent HDMM and HDMM waterfilling. We show in Figure 3b that a naively implemented joint mechanism (utilitarian HDMM) can result in violation of the Sharing Incentive resulting in some analysts gaining their extra utility at the expense of other analysts who are worse off than in the independent case. Likewise Figure 3c shows that naively implemented joint mechanisms can allow analysts to interfere with other analysts by asking vastly different query sets. In the same vein in Figure 3d we show that mechanisms which are non-adaptive may suffer great losses in utility based off the queries being asked.

Of the mechanisms proposed the waterfilling mechanism provably satisfies all three desiderata given while still retaining low overall error. When compared to the Utilitarian mechanism, which directly optimizes on overall error, the Waterfilling mechanism performs slightly worse while still satisfying non-interference and the Sharing incentive. Likewise we show empirically in Figure 5 that when the Waterfilling Mechanism is extended to non-linear queries it still satisfies both the sharing incentive and non-interference.

ACKNOWLEDGMENTS

This work was supported by DARPA and SPAWAR under contract N66001-15-C-4067.

REFERENCES

- [1] 2018. Our Facebook Partnership. <https://socialscience.one/our-facebook-partnership>
- [2] 2020. Census Population Projections. <https://wonder.cdc.gov/population.html>
- [3] 2020. COVID-19 Provisional Counts - Weekly Updates by Select Demographic and Geographic Characteristics. https://www.cdc.gov/nchs/nvss/vsr/covid_weekly/index.htm
- [4] Gergely Acs, Claude Castelluccia, and Rui Chen. 2012. Differentially private histogram publishing through lossy compression. *Proceedings - IEEE International Conference on Data Mining, ICDM* (2012), 1–10. <https://doi.org/10.1109/ICDM.2012.80>
- [5] Eugene Bagdasaryan, Omid Poursaeed, and Vitaly Shmatikov. 2019. Differential privacy has disparate impact on model accuracy. In *Advances in Neural Information Processing Systems*. 15453–15462.
- [6] Eugene Bagdasaryan and Vitaly Shmatikov. 2019. Differential Privacy Has Disparate Impact on Model Accuracy. *CoRR* abs/1905.12101 (2019). [arXiv:1905.12101](https://arxiv.org/abs/1905.12101)
- [7] Adi Ben-Israel and Thomas N. E. Greville. 2001. Generalized Inverses: Theory and Applications.
- [8] Aditya Bhaskara, Daniel Dadush, Ravishanker Krishnaswamy, and Kunal Talwar. 2012. Unconditional differentially private mechanisms for linear queries. *Proceedings of the 44th symposium on Theory of Computing - STOC 12* (2012). <https://doi.org/10.1145/2213977.2214089>
- [9] Shixi Chen and Shuigeng Zhou. 2013. Recursive Mechanism: Towards Node Differential Privacy and Unrestricted Joins. In *ACM SIGMOD*.
- [10] Rachel Cummings, Varun Gupta, Dhamma Kimpara, and Jamie Morgenstern. 2019. On the Compatibility of Privacy and Fairness. In *Adjunct Publication of the 27th Conference on User Modeling, Adaptation and Personalization, UMAP 2019, Larnaca, Cyprus, June 09-12, 2019*, George Angelos Papadopoulos, George Samaras, Stephan Weibelzahl, Dietmar Jannach, and Olga C. Santos (Eds.). ACM, 309–315. <https://doi.org/10.1145/3314183.3323847>
- [11] Bolin Ding and Marianne Winslett. 2011. Differentially Private Data Cubes : Optimizing Noise Sources and Consistency. (2011).
- [12] Irit Dinur and Kobbi Nissim. 2003. Revealing information while preserving privacy. *Proceedings of the twenty-second ACM SIGMOD-SIGACT-SIGART symposium on Principles of database systems - PODS 03* (2003). <https://doi.org/10.1145/773153.773173>
- [13] Cynthia Dwork. 2006. Differential Privacy. In *Automata, Languages and Programming*, Michele Bugliesi, Bart Preneel, Vladimiro Sassone, and Ingo Wegener (Eds.). Springer Berlin Heidelberg.
- [14] Cynthia Dwork and Aaron Roth. 2014. The Algorithmic Foundations of Differential Privacy. *Found. Trends Theor. Comput. Sci.* (2014).
- [15] Rupert Freeman, Seyed Majid Zahedi, Vincent Conitzer, and Benjamin C. Lee. 2018. Dynamic Proportional Sharing: A Game-Theoretic Approach. *Proceedings of the ACM on Measurement and Analysis of Computing Systems* 2, 1, Article 3 (2018), 36 pages. <https://doi.org/10.1145/3179406>
- [16] Ali Ghodsi, Matei Zaharia, Benjamin Hindman, Andy Konwinski, Scott Shenker, and Ion Stoica. 2011. Dominant Resource Fairness: Fair Allocation of Multiple Resource Types. In *Proceedings of the 8th USENIX Symposium on Networked System Design and Implementation (NSDI)* (Boston, MA). USENIX Association, 323–336. <http://dl.acm.org/citation.cfm?id=1972457.1972490>
- [17] Samuel Haney, Ashwin Machanavajjhala, John M. Abowd, Matthew Graham, Mark Kutzbach, and Lars Vilhuber. 2017. Utility Cost of Formal Privacy for Releasing National Employer-Employee Statistics. In *Proceedings of the 2017 ACM International Conference on Management of Data* (Chicago, Illinois, USA) (*SIGMOD '17*). Association for Computing Machinery, New York, NY, USA, 1339–1354. <https://doi.org/10.1145/3035918.3035940>
- [18] Moritz Hardt and Kunal Talwar. 2010. On the geometry of differential privacy. *Proceedings of the 42nd ACM symposium on Theory of computing - STOC 10* (2010). <https://doi.org/10.1145/1806689.1806786>
- [19] Michael Hay, Vibhor Rastogi, Jerome Miklau, and Dan Suciu. 2010. Boosting the accuracy of differentially private histograms through consistency. *Proceedings of the VLDB Endowment* (2010).
- [20] Benjamin Hindman, Andy Konwinski, Matei Zaharia, Ali Ghodsi, Anthony D. Joseph, Randy Katz, Scott Shenker, and Ion Stoica. 2011. Mesos: A Platform for Fine-Grained Resource Sharing in the Data Center. In *Proceedings of the 8th USENIX Conference on Networked Systems Design and Implementation* (Boston, MA) (*NSDI'11*). USENIX Association, USA, 295–308.
- [21] Marisa Hotchkiss and Jessica Phelan. 2017. Uses of Census Bureau Data in Federal Funds Distribution.
- [22] Carlee Joe-Wong, Soumya Sen, Tian Lan, and Mung Chiang. 2013. Multiresource Allocation: Fairness-efficiency Tradeoffs in a Unifying Framework. *IEEE/ACM Transactions on Networking* 21, 6 (2013), 1785–1798. <https://doi.org/10.1109/TNET.2012.2233213>
- [23] Michael Kearns, Malleesh Pai, Aaron Roth, and Jonathan Ullman. 2014. Mechanism design in large games: Incentives and privacy. In *Proceedings of the 5th conference on Innovations in theoretical computer science*. ACM, 403–410.
- [24] Mayuresh Kunjir, Brandon Fain, Kamesh Munagala, and Shivnath Babu. 2017. ROBUST: Fair Cache Allocation for Data-parallel Workloads. In *Proceedings of the 2017 ACM International Conference on Management of Data (SIGMOD)* (Chicago, Illinois, USA). ACM, 219–234. <https://doi.org/10.1145/3035918.3064018>
- [25] Satya Kuppam, Ryan McKenna, David Pujol, Michael Hay, Ashwin Machanavajjhala, and Jerome Miklau. 2019. Fair Decision Making using Privacy-Protected Data. *arXiv e-prints*, Article arXiv:1905.12744 (May 2019), [arXiv:1905.12744](https://arxiv.org/abs/1905.12744) [cs.DB]
- [26] Chao Li, Michael Hay, Jerome Miklau, and Yue Wang. 2014. A Data- and Workload-Aware Algorithm for Range Queries Under Differential Privacy. *PVLDB* 7, 5 (2014).
- [27] Chao Li, Michael Hay, Vibhor Rastogi, Jerome Miklau, and Andrew McGregor. 2010. Optimizing Linear Counting Queries Under Differential Privacy. In *Proceedings of the Twenty-ninth ACM SIGMOD-SIGACT-SIGART Symposium on Principles of Database Systems* (Indianapolis, Indiana, USA) (*PODS '10*). ACM, New York, NY, USA, 123–134. <https://doi.org/10.1145/1807085.1807104>
- [28] Chao Li and Jerome Miklau. 2013. Optimal Error of Query Sets Under the Differentially-private Matrix Mechanism. In *Proceedings of the 16th International Conference on Database Theory (ICDT '13)*. ACM.
- [29] A. Machanavajjhala, D. Kifer, J. Abowd, J. Gehrke, and L. Vilhuber. 2008. Privacy: Theory meets Practice on the Map. In *2008 IEEE 24th International Conference on Data Engineering*. 277–286. <https://doi.org/10.1109/ICDE.2008.4497436>
- [30] Ryan McKenna, Jerome Miklau, Michael Hay, and Ashwin Machanavajjhala. 2018. Optimizing Error of High-dimensional Statistical Queries Under Differential Privacy. *PVLDB* 11, 10 (2018).
- [31] Solomon Messing, Christina DeGregorio, Bennett Hillenbrand, Gary King, Saurav Mahanti, Zagreb Mukerjee, Chaya Nayak, Nate Persily, Bogdan State, and Arjun Wilkins. 2020. Facebook Privacy-Protected Full URLs Data Set. <https://doi.org/10.7910/DVN/TDOAPG>
- [32] Arjun Narayan and Andreas Haeberlen. 2012. DJoin: Differentially Private Join Queries over Distributed Databases (*OSDI'12*). USENIX Association, USA, 149–162.
- [33] David C. Parkes, Ariel D. Procaccia, and Nisarg Shah. 2015. Beyond Dominant Resource Fairness: Extensions, Limitations, and Indivisibilities. *ACM Transactions Economics and Computation* 3, 1, Article 3 (2015), 22 pages. <https://doi.org/10.1145/2739040>
- [34] Lucian Popa, Gautam Kumar, Mosharaf Chowdhury, Arvind Krishnamurthy, Sylvia Ratnasamy, and Ion Stoica. 2012. FairCloud: Sharing the Network in Cloud Computing. In *Proceedings of the 2012 ACM SIGCOMM 2012 Conference on Applications, Technologies, Architectures, and Protocols for Computer Communication (SIGCOMM)* (Helsinki, Finland). ACM, 187–198. <https://doi.org/10.1145/2342356.2342396>
- [35] Wabbeh Qardaji, Weining Yang, and Ninghui Li. 2013. Understanding Hierarchical Methods for Differentially Private Histograms. *Proc. VLDB Endow.* 6, 14 (Sept. 2013), 1954–1965. <https://doi.org/10.14778/2556549.2556576>
- [36] Ethan Russell. 2019. 9 things to know about Google's maps data: Beyond the Map | Google Cloud Blog. <https://cloud.google.com/blog/products/maps-platform/9-things-know-about-googles-maps-data-beyond-map>
- [37] Reihaneh Torkzadehmahani, Peter Kairouz, and Benedict Paten. 2020. DP-CGAN: Differentially Private Synthetic Data and Label Generation. [arXiv:2001.09700](https://arxiv.org/abs/2001.09700) [cs.LG]
- [38] Jaideep Vaidya, Basit Shafiq, Xiaoqian Jiang, and Lucila Ohno-Machado. 2013. Identifying inference attacks against healthcare data repositories. *AMIA Joint Summits on Translational Science proceedings. AMIA Joint Summits on Translational Science* (Mar 2013). <https://www.ncbi.nlm.nih.gov/pmc/articles/PMC3845790/>
- [39] Jia Xu, Zhenjie Zhang, Xiaokui Xiao, Yin Yang, Ge Yu, and Marianne Winslett. 2013. Differentially private histogram publication. *The VLDB Journal* 22, 6 (apr 2013), 797–822. <https://doi.org/10.1007/s00778-013-0309-y>
- [40] Jun Zhang, Graham Cormode, Cecilia M. Procopiuc, Divesh Srivastava, and Xiaokui Xiao. 2014. PrivBayes: private data release via bayesian networks. In *International Conference on Management of Data, SIGMOD 2014, Snowbird, UT, USA, June 22-27, 2014*, Curtis E. Dyreson, Feifei Li, and M. Tamer Özsu (Eds.). ACM, 1423–1434. <https://doi.org/10.1145/2588555.2588573>
- [41] Xiaojian Zhang, Rui Chen, Jianliang Xu, Xiaofeng Meng, and Yingtao Xie. 2014. Towards Accurate Histogram Publication under Differential Privacy. *Proc. SIAM SDM Workshop on Data Mining for Medicine and Healthcare* (2014).