

On Optimality of Meta-Learning in Fixed-Design Regression with Weighted Biased Regularization

Mikhail Konobeev
University of Alberta

Ilja Kuzborskij
DeepMind

Csaba Szepesvári
DeepMind & University of Alberta

Abstract

We consider a fixed-design linear regression in the meta-learning model of Baxter (2000) and establish a problem-dependent finite-sample lower bound on the transfer risk (risk on a newly observed task) valid for *all* estimators. Moreover, we prove that a *weighted* form of a *biased regularization* —a popular technique in transfer and meta-learning— is *optimal*, i.e. it enjoys a problem-dependent upper bound on the risk matching our lower bound up to a constant. Thus, our bounds *characterize* meta-learning linear regression problems and reveal a fine-grained dependency on the task structure. Our characterization suggests that in the non-asymptotic regime, for a sufficiently large number of tasks, meta-learning can be considerably superior to a single-task learning. Finally, we propose a practical adaptation of the optimal estimator through Expectation-Maximization procedure and show its effectiveness in series of experiments.

1 Introduction

In the setting of a statistical *meta-learning* problem (Baxter, 1998, 2000) the learner observes a sequence of *training tuples* $\mathcal{D} = (D_i)_i^n$, distributed according to a *random* sequence of *task* distributions $(P_i)_i^n$, i.e. $D_i \sim P_i$, and furthermore task distributions are sampled independently from each other from a fixed and unknown *environment* distribution \mathcal{P} . The focus of this paper is *linear regression with a fixed design* and therefore each training tuple D_i is composed of m_i training *fixed inputs*¹ and *targets*, $D_i = ((\mathbf{x}_{i,1}, Y_{i,1}), \dots, (\mathbf{x}_{i,m_i}, Y_{i,m_i}))$, where the inputs

¹Technically, P_i consists of Dirac deltas on inputs.

are $\mathbf{x}_{i,j} \in \mathbb{R}^d$ and the targets are given by the model

$$Y_{i,j} = \boldsymbol{\theta}_i^\top \mathbf{x}_{i,j} + \varepsilon_{i,j}, \quad (1)$$

where $\varepsilon_{i,j} \stackrel{\text{iid}}{\sim} \mathcal{N}(0, \sigma^2)$, $\boldsymbol{\theta}_i \stackrel{\text{iid}}{\sim} \mathcal{N}(\boldsymbol{\alpha}, \boldsymbol{\Sigma})$

with an unknown fixed triplet $(\boldsymbol{\alpha}, \sigma^2, \boldsymbol{\Sigma})$ characterizing the environment distribution. Based on a sequence \mathcal{D} , the goal of the learner is to select a parameter $\hat{\boldsymbol{\theta}}_n$ that minimizes the *statistical risk on the n th task*: $\mathcal{L}(\mathbf{x}_{n,1}) + \dots + \mathcal{L}(\mathbf{x}_{n,m_n})$ where for any $\mathbf{x} \in \mathbb{R}^d$ the pointwise risk is defined as

$$\mathcal{L}(\mathbf{x}) = \mathbb{E} \left[\left(Y - \hat{\boldsymbol{\theta}}_n^\top \mathbf{x} \right)^2 \mid \hat{\boldsymbol{\theta}}_n \right]$$

where $Y = \boldsymbol{\theta}_n^\top \mathbf{x} + \varepsilon_{n,1}$.

The setting described above coincides with the standard fixed-design linear regression model for $n = 1$ and $\boldsymbol{\Sigma} \rightarrow \mathbf{0}$, for which the behavior of risk is well understood. In contrast, the question that meta-learning poses is whether having $n > 1$, one can design an estimator for $\boldsymbol{\theta}_n$ which achieves lower risk compared to the standard model, by exploiting the structure in the environment distribution. Naturally, this is of a particular interest in the small sample regime when for all tasks, $m_i \ll n$, that is when facing scarcity of the training data but having many tasks. Broadly speaking, this reduces to understanding the behavior of the risk in terms of the interaction between the number of tasks n , their sample sizes (m_1, \dots, m_n) , and the task structure given by the noise parametrization $(\sigma^2, \boldsymbol{\Sigma})$.

Since the seminal work of Baxter (2000) who laid out statistical principles of meta-learning, the literature has proposed a number of algorithms and analyses of their generalization ability. The early Probably Approximately Correct (PAC) meta-learning model of Baxter (2000) has focused on bounding the *generalization gap*, which is the difference between the population risk and its empirical counterpart averaged over all tasks. Arguably, Maurer (2005) was one of the first to show a bound on the generalization gap of a concrete algorithm. In particular, they show that a simple modification of a ridge regression estimator will perform well on a random \mathcal{P} -distributed future task, as long as empirical risk

can be made small, and $n, m = m_1 = \dots = m_n$ are large. However, the analysis does not tell us more on what can be gained thanks to the meta-learning, mainly due to suboptimal rates. Despite offering some insight, bounds on the generalization gap give us only a partial picture on the behavior algorithms, since the rate of convergence to the actual regression function remains unclear. Maurer et al. (2016) gave a high probability *algorithm-independent* PAC-style upper bound on the *excess risk* of a given hypothesis class (that is the difference between the risk of any hypothesis in the class and the risk of the best predictor in the class) of order $(1/\sqrt{n} + 1/\sqrt{m})$. Under appropriate assumptions this can be used to show asymptotic convergence to the target noise σ^2 ,² and a non-convergence even when number of tasks $n \rightarrow \infty$ for a fixed sample size. However, a conservative nature of algorithm-independent PAC bounds might be limiting in understanding meta-learning in algorithm- and problem-dependent settings.

A recent empirical success of meta-learning in neural networks through Gradient Descent (GD)-type algorithms, such as MAML (Finn et al., 2017), reinvigorated interest in less conservative algorithm-dependent analysis. Very often such algorithms employ a simple and intuitive *biased regularization* technique, which learns parameters for a newly observed task while penalizing deviation from estimated parameters of previously encountered tasks (Denevi et al., 2018, 2019b; Khodak et al., 2019). Denevi et al. (2018) investigated an environment model closely resembling the one we consider here, albeit for random inputs. They designed a GD-type algorithm with biased regularization which encounters tasks sequentially one at a time and show that for some problem-specific constant $C > 1$,

$$\mathbb{E}[\mathcal{L}(\mathbf{X})] \lesssim C\sigma^2 + \frac{d}{mn} (\lambda_1 + \sigma^2) + \frac{d\lambda_1}{n}$$

where λ_1 is the largest eigenvalue of Σ . This suggests that as $n \rightarrow \infty$, for any fixed m , the algorithm converges to the target noise up to a multiplicative constant, and its optimality remains unclear (in fact, they prove risk bounds for a modified regression function). On the other hand, in the more general framework of online convex optimization, Khodak et al. (2019) designed an algorithm with nearly matching upper and lower bounds on the risk. In particular, their algorithm w.h.p. admits a lower bound

$$\frac{\Delta_T}{\sqrt{m}} + \frac{1}{\sqrt{n}} + \sigma^2 \lesssim \mathcal{L}(\mathbf{X})$$

where Δ_T is the quantity capturing task relatedness. Although offering some insight on what is achievable in meta-learning, the lower bound holds for a *concrete* algorithm.

²Whenever approximation error of the class vanishes.

Despite a number of promising results, several important questions are seldom discussed: What is *achievable* in meta-learning prediction model? Which algorithms are optimal? Are there No-Free-Lunch limitations in meta-learning? In this paper we take a step in attempt to rigorously address all of these questions.

1.1 Our contributions

Lower bounds. Our first contribution is a problem-dependent lower bound on the risk of **any** estimator for the considered regression problem (Theorem 3.1), which we elucidate here through a number of special cases. To the best of our knowledge this is the first universal lower bound for the meta-learning problem studied in this paper.

For now with loss of generality (w.l.o.g.) we assume that inputs are isotropic, meaning that the input covariance matrix of task i is $m_i \mathbf{I}$, to make interpretation of our results easier. First, we consider a *spherical* task structure $\Sigma = \tau^2 \mathbf{I}$, in other words when the coordinates of the regression parameters θ_i are uncorrelated and have equal noise level. Then, our lower bound implies that for all estimators and \mathbf{x} on the unit sphere,

$$\mathbb{E}[\mathcal{L}(\mathbf{x})] \geq \sigma^2 + \frac{1}{16\sqrt{e}} \cdot \frac{\sigma^4 H_{\tau^2}}{n(\tau^2 m_n + \sigma^2)^2} + \frac{\sigma^2 \tau^2}{\tau^2 m_n + \sigma^2}$$

where H_z is the harmonic mean of the sequence $(z + \frac{\sigma^2}{m_i})_{i=1}^n, z > 0$.

First we consider asymptotic behavior in the number of tasks. Letting the number of tasks $n \rightarrow \infty$, we are left with

$$\mathcal{L}(\mathbf{x}) \geq \sigma^2 \left(1 + \frac{1}{m_n + \frac{\sigma^2}{\tau^2}} \right) \quad (2)$$

where $m_n + \frac{\sigma^2}{\tau^2}$ can be interpreted as an *effective sample size*. The first implication of our bound is that for a fixed sample size m_n , **there is no** meta-learning estimator which converges to the regression function as $n \rightarrow \infty$, unless all tasks are equal ($\tau^2 = 0$).

In contrast to this negative result, a natural question is, what can be gained in meta-learning? By looking at Eq. (2), the gain becomes evident when comparing to the single-task Maximum Likelihood Estimator (MLE), which attains risk $\mathcal{L}(\mathbf{x}) \approx \sigma^2 + \sigma^2/m_n$: Thus, as long as $\frac{\sigma^2}{\tau^2} \rightarrow \infty$, the effective sample size is larger than the sample size and meta-learning estimators can only be better compared to the single-task setting.

Finally, we consider a *non-spherical* task structure and let Σ be an arbitrary Positive Semi-Definite (PSD) matrix. Such setting poses an interesting question whether correlations between regression parameters help meta-learning. In particular, a slightly loosened

version of our bound gives us

$$\mathbb{E}[\mathcal{L}(\mathbf{x})] \geq \sigma^2 + \frac{1}{16\sqrt{e}} \cdot \frac{\sigma^4 H_{\lambda_d}}{n(\sigma^2 + \lambda_1 m_n)^2} + \frac{\sigma^2 \lambda_d}{\sigma^2 + \lambda_d m_n}$$

where λ_1 and λ_d are the largest and smallest eigenvalues of Σ . Thus, having aforementioned correlations, i.e. small λ_d , can help meta-learning. For instance, this can happen when inputs mostly lie in the span of the eigenvectors of Σ with small eigenvalues — in other words, when inputs mostly “hit” correlated parameters.

Optimality of weighted biased regularization.

In our second contribution we show that the solution to the least-squares with biased regularization,

$$\min_{\theta \in \mathbb{R}^d} \sum_{j=1}^{m_n} (Y_{n,j} - \theta^\top \mathbf{x}_{n,j})^2 + \frac{\sigma^2}{2} \|\theta - \hat{\alpha}^{\text{MLE}}\|_{\Sigma^{-1}}^2$$

where $\hat{\alpha}^{\text{MLE}}$ is MLE of α , enjoys risk matching the lower bound discussed earlier up to a universal constant. Thus, we establish that a biased regularization weighed by Σ^{-1} is optimal in the meta-learning regression model (1). This rigorously uncovers an ideal setting for biased regularization technique widely studied in transfer (Yang et al., 2007; Kuzborskij and Orabona, 2016) and meta-learning (Finn et al., 2017; Denevi et al., 2018) literature. Surprisingly, such regularized least-squares estimator is equivalent to a MLE of θ_n relying on a plug-in maximum likelihood estimate of α (see Section 4). On the other hand, the optimality comes at the cost of knowing the task covariance structure (σ^2, Σ). To this end we propose an Expectation-Maximization (EM) procedure to estimate them iteratively and we demonstrate experimentally on a number of synthetic and real benchmarks that this approach reaches performance of the “oracle” estimator having a full access to the environment.

1.2 Additional related work

Early generalization analysis in meta-learning (Baxter, 2000; Maurer, 2005) focused on bounds on the generalization gap in a problem-independent setting showcasing the interaction between the number of tasks, the sample size, and the capacity of the parameter class. Later on, the community started to pay attention to the problem-dependent setting where the generalization gap is also controlled by the quantities capturing task relatedness, such as τ^2 or eigenvalues of Σ featuring in this paper. To name a few, Li and Bilmes (2007); Pentina and Lampert (2014); Amit and Meir (2018) gave a PAC-Bayesian analysis of the generalization gap while Kuzborskij and Orabona (2013) revisited an algorithmic stability analysis for the case of $n = 2$.

However, as pointed out earlier, the notion of generalization gap might fall short to fully explain learning abilities of algorithms and to compare them. To this end, the literature on meta-learning also considered the excess risk (the gap between the risk and the risk of the best-in-the-class): in particular, Maurer et al. (2016) proved upper bounds on the excess risk in multi-task and meta-learning scenarios when learning with dictionary representations. The rates in the same setting were recently improved by Du et al. (2020) to $\mathcal{O}(1/(nm) + 1/m)$ for excess risk in expectation. In this paper we try to address less studied topic of lower bounds on the excess risk in a problem-dependent setting.

In the recent years, meta-learning community dedicated considerable effort to the design and analysis of meta-learning algorithms able to learn in a sequential setting. An early notable line of research here is meta-learning for non-i.i.d. sequence of tasks investigated by Pentina and Lampert (2015); Pentina and Uerner (2016). With the advent of the tremendous success of GD-based meta-learning in deep neural networks (Finn et al., 2017), the field focused largely on the design of GD-type algorithms and their analysis, inspired by the online learning with individual sequences (Alquier et al., 2017; Franceschi et al., 2018; Finn et al., 2019; Fallah et al., 2020), and recently demonstrated optimality of such algorithms (Khodak et al., 2019; Saunshi et al., 2020). Although online meta-learning goes beyond the scope of this paper, we note that estimators studied in this paper can easily be extended to sequential setting through rank-one updates of matrix inverses.

Biased regularization revisited in this paper has been a topic of interest in transfer learning for a long time in applications (Kienzle and Chellapilla, 2006; Yang et al., 2007) and theory (Ben-David and Uerner, 2013; Kuzborskij and Orabona, 2016). To the best of our knowledge, in this paper we show the first result regarding optimality of the *weighted* biased regularization. Biased regularization and the regression model discussed in this paper can be naturally described from the Bayesian point of view (Grant et al., 2018). Indeed, it is well-known that ridge regression with regularization biased to α arises as MLE of a regression model with Gaussian-distributed parameters centered at α . The Bayesian point of view has been, for a long time (see discussion by Baxter (2000)), a source of inspiration for design of transfer learning algorithms (Tommasi et al., 2010; Salakhutdinov et al., 2012) and even recent interpretations of GD-based techniques such as MAML (Grant et al., 2018). While algorithms discussed in this paper are Bayesian, the analysis we follow is fully frequentist.

Several works investigated a principled way of setting

the bias in biased regularization (Du et al., 2017; Denevi et al., 2018, 2019a; Bai et al., 2020), such as by averaging parameter estimates of previously observed or held-out tasks (Denevi et al., 2018). In this paper we propose an optimal setting of the bias in the considered regression problem based on MLE, and demonstrate that in order to achieve optimality one has to use a *weighted* biased regularization.

Finally, very recently Lucas et al. (2020) established universal *minimax* (that is by taking sup over task distributions) lower bounds for meta learning. In this paper we explore a rather different, *problem-dependent* characterization of meta-learning which demands the dependence on task distributions. Beyond linear regression setting, no-free-lunch results in meta-learning and multi-task learning have also recently received attention in nonparametric prediction (Hanneke and Kpotufe, 2020).

2 Notation and Preliminaries

Throughout the rest of the paper, for real symmetric matrices \mathbf{A} and \mathbf{B} notation $\mathbf{A} \succeq \mathbf{B}$ indicates that the matrix $\mathbf{A} - \mathbf{B}$ is PSD. For $\mathbf{x} \in \mathbb{R}^d$ and PSD matrix \mathbf{A} , a weighted Euclidean norm is defined as $\|\mathbf{x}\|_{\mathbf{A}} = \sqrt{\mathbf{x}^\top \mathbf{A} \mathbf{x}}$. In the following we will also assume that lower bounds on the risk $\mathcal{L}(\mathbf{x})$ hold for test inputs $\mathbf{x} \neq \mathbf{0}$. In the following we will use matrix notation aggregating inputs, targets, and parameters over multiple tasks. In particular, let the cumulative sample size of all tasks be $M = m_1 + \dots + m_n$. Then, we introduce aggregates for inputs and targets

$$\mathbf{X}_i = \begin{bmatrix} \mathbf{x}_{i,1}^\top \\ \vdots \\ \mathbf{x}_{i,m_i}^\top \end{bmatrix}, \quad \Psi = \begin{bmatrix} \mathbf{X}_1 \\ \vdots \\ \mathbf{X}_n \end{bmatrix}, \quad \mathbf{Y}_i = \begin{bmatrix} Y_{i,1} \\ \vdots \\ Y_{i,m_i} \end{bmatrix}, \quad \mathbf{Y} = \begin{bmatrix} \mathbf{Y}_1 \\ \vdots \\ \mathbf{Y}_n \end{bmatrix}$$

$$\mathbf{X} = \begin{bmatrix} \mathbf{X}_1 & \mathbf{0} & \dots & \mathbf{0} \\ \mathbf{0} & \mathbf{X}_2 & \dots & \mathbf{0} \\ \vdots & \vdots & \ddots & \vdots \\ \mathbf{0} & \mathbf{0} & \dots & \mathbf{X}_n \end{bmatrix}, \quad \Theta = \begin{bmatrix} \theta_1 \\ \vdots \\ \theta_n \end{bmatrix}.$$

$M \times nd$ $nd \times 1$

The matrix representation allows us to compactly state the regression model simultaneously over all tasks. In particular, for the M -dimensional noise vector $\varepsilon \sim \mathcal{N}(\mathbf{0}, \sigma^2 \mathbf{I})$, we have

$$\mathbf{Y} = \mathbf{X}\Theta + \varepsilon \quad \Leftrightarrow \quad \mathbf{Y} \sim \mathcal{N}(\Psi\alpha, \mathbf{K}) \quad (3)$$

where α is a meta-mean of model (1) and \mathbf{K} is the *marginal* covariance matrix defined as $\mathbf{K} = \mathbf{X}(\mathbf{I} \otimes \Sigma)\mathbf{X}^\top + \sigma^2 \mathbf{I}$ where \otimes stands for a Kronecker product.

Note that the above equivalence comes from a straightforward observation that a linear map \mathbf{X}_i applied to the Gaussian r.v. θ_i is itself Gaussian with mean $\mathbb{E}[\mathbf{Y}_i] = \mathbf{X}_i \mathbb{E}[\theta_i] = \mathbf{X}_i \alpha$ and covariance $\mathbf{X}_i \Sigma \mathbf{X}_i^\top + \sigma^2 \mathbf{I}$ which follows from the property that for any random vector ξ with covariance matrix \mathbf{C} , and matrix \mathbf{A} of appropriate dimensions, covariance matrix of $\mathbf{A}\xi$ is $\mathbf{A}\mathbf{C}\mathbf{A}^\top$. Then, the matrix notation allows us to state Eq. (3).

2.1 Estimators for the New Task

The family of estimators we consider in this paper is motivated by the following key observation which arises from the bias-variance decomposition w.r.t. any regressor $A : \text{supp}(P_1) \times \dots \times \text{supp}(P_n) \times \mathbb{R}^d \rightarrow \mathbb{R}$,

$$\begin{aligned} \mathcal{L}(\mathbf{x}) &= \mathbb{E}[(Y - A(\mathcal{D}, \mathbf{x}))^2] \\ &= \mathbb{E}[(\mathbb{E}[Y | \mathcal{D}] - A(\mathcal{D}, \mathbf{x}))^2 + \mathbb{V}[Y | \mathcal{D}]] \end{aligned}$$

where we used the law of total expectation and an elementary fact that for any r.v. ξ , $\mathbb{E}[\xi^2] = \mathbb{E}[\xi]^2 + \mathbb{V}[\xi]$. Since the variance term does not depend on A , we conclude that parameter estimation in our regression model reduces to the estimation of the posterior mean $\mathbb{E}[Y | \mathcal{D}]$, which is readily given by the next identity:

Proposition 2.1. *Let $Y = \theta_n^\top \mathbf{x} + \varepsilon$ for $\varepsilon \sim \mathcal{N}(0, \sigma^2)$ and some $\mathbf{x} \in \mathbb{R}^d$. Then,*

$$\begin{aligned} \mathbb{E}[Y | \mathcal{D}] &= \mathbf{x}^\top \mathcal{T} \left(\Sigma^{-1} \alpha + \frac{1}{\sigma^2} \mathbf{X}_n^\top \mathbf{Y}_n \right) \\ \text{where } \mathcal{T} &= \left(\Sigma^{-1} + \frac{1}{\sigma^2} \mathbf{X}_n^\top \mathbf{X}_n \right)^{-1}. \end{aligned}$$

Proof. The proposition is shown in Appendix A. \square

Thus, for the known noise parametrization (σ^2, Σ) the only unknown parameter here is meta-mean α and therefore the estimation of the posterior mean is equivalent to the estimation of α . Note that for *any* $A(\mathcal{D}, \mathbf{x})$ with $\mathbf{x} \neq \mathbf{0}$ we can find some θ'_n such that $A(\mathcal{D}, \mathbf{x}) = \mathbf{x}^\top \theta'_n$ (see Appendix F for details). Thus, we focus on regressors of a form $A(\mathcal{D}, \mathbf{x}) = \mathbf{x}^\top \hat{\theta}_n(\hat{\alpha})$ where $\hat{\alpha}$ is understood as *any* estimator of the *meta-mean* α , and $\hat{\theta}_n$ is given by

$$\hat{\theta}_n(\alpha') = \mathcal{T} \left(\Sigma^{-1} \alpha' + \frac{1}{\sigma^2} \mathbf{X}_n^\top \mathbf{Y}_n \right) \quad \alpha' \in \mathbb{R}^d. \quad (4)$$

Hence, to prove a lower bound for any regressor A , it will be enough to prove it for all estimators $\hat{\alpha}$.

On the other hand, we will show upper bounds for a concrete MLE estimator of α given by

$$\hat{\alpha}^{\text{MLE}} = (\Psi^\top \mathbf{K}^{-1} \Psi)^{-1} \Psi^\top \mathbf{K}^{-1} \mathbf{Y}. \quad (5)$$

The formula for the estimator is obtained analytically as a solution to the generalized least squares problem thanks to the established equivalence (3), that is $\hat{\boldsymbol{\alpha}}^{\text{MLE}} = \arg \max_{\boldsymbol{\alpha} \in \mathbb{R}^d} \ln \mathcal{N}(\mathbf{Y} | \boldsymbol{\Psi} \boldsymbol{\alpha}, \mathbf{K}) = \text{Eq. (5)}$. Finally, we note that the estimator Eq. (4) depends on the target noise σ^2 and the task covariance matrix $\boldsymbol{\Sigma}$.

3 Problem-Dependent Bounds

We now present our main result which concerns lower bounds on the risk of all estimators as defined in Eq. (4). Our first result holds for estimators $\hat{\boldsymbol{\theta}}_n(\hat{\boldsymbol{\alpha}})$ that rely on the *unbiased* meta-mean estimators $\hat{\boldsymbol{\alpha}}$. Next, we generalize this result to any, possibly biased, estimator — this establishes a lower bound for any estimator of $\boldsymbol{\theta}_n$. Notably, these bounds differ only by a multiplicative constant. Finally, we give a high-probability variant of the same general lower bound.

Theorem 3.1. *Let $\mathbf{x} \in \mathbb{R}^d$. For all estimators of $\boldsymbol{\theta}_n$ in the linear regression model (1), relying on the unbiased meta-mean estimators $\hat{\boldsymbol{\alpha}}$ we have*

$$\mathbb{E}[\mathcal{L}(\mathbf{x})] \geq \mathbf{x}^\top \mathbf{M} \mathbf{x} + \mathbf{x}^\top \mathcal{T} \mathbf{x} + \sigma^2 \quad (6)$$

where $\mathbf{M} = \mathcal{T} \boldsymbol{\Sigma}^{-1} (\boldsymbol{\Psi}^\top \mathbf{K}^{-1} \boldsymbol{\Psi})^{-1} \boldsymbol{\Sigma}^{-1} \mathcal{T}$.

Moreover for all estimators of $\boldsymbol{\theta}_n$ in the regression model (1) we have

$$\mathbb{E}[\mathcal{L}(\mathbf{x})] \geq \frac{\mathbf{x}^\top \mathbf{M} \mathbf{x}}{16\sqrt{\epsilon}} + \mathbf{x}^\top \mathcal{T} \mathbf{x} + \sigma^2. \quad (7)$$

Finally, with probability at least $1 - \delta, \delta \in (0, 1)$ for all estimators of $\boldsymbol{\theta}_n$ in the regression model (1) we have

$$\mathcal{L}(\mathbf{x}) \geq \frac{1}{2} \log \left(\frac{1}{4(1-\delta)} \right) \mathbf{x}^\top \mathbf{M} \mathbf{x} + \mathbf{x}^\top \mathcal{T} \mathbf{x} + \sigma^2.$$

Proof. The proof is given in Appendix B. \square

Note that the presented bounds are problem-dependent since they depend on a concrete task structure of the environment characterized by $(\boldsymbol{\Sigma}, \sigma^2)$. However, due to their specificity these bounds might be a bit challenging to interpret since the interaction between number of tasks, sample sizes, and task noise remains implicit. In the next proposition, discussed in detail in Section 1.1, we provide an interpretation of Theorem 3.1 by considering a specific input and task covariance.³

Proposition 3.2. *Assume the same as in case of Eq. (7). In addition, let $\boldsymbol{\Sigma} = \tau^2 \mathbf{I}$, suppose that $\mathbf{X}_i^\top \mathbf{X}_i = m_i \mathbf{I}$, and let $\|\mathbf{x}\| = 1$. Then,*

$$\mathbb{E}[\mathcal{L}(\mathbf{x})] \geq \frac{H_{\tau^2}}{16\sqrt{\epsilon n}} \cdot \frac{\sigma^4}{(\tau^2 m_n + \sigma^2)^2} + \frac{\sigma^2 \tau^2}{\tau^2 m_n + \sigma^2} + \sigma^2$$

³Proposition 3.2 is for the setting of Eq. (7), however it is straightforward to give analogous bounds for other cases.

where H_z is a harmonic mean of a sequence $(z + \frac{\sigma^2}{m_i})_i^n$.

Moreover, let $\boldsymbol{\Sigma}$ be some PSD matrix with largest and smallest eigenvalues λ_1 and λ_d . Then,

$$\mathbb{E}[\mathcal{L}(\mathbf{x})] \geq \frac{H_{\lambda_d}}{16\sqrt{\epsilon n}} \cdot \frac{\sigma^4}{(\lambda_1 m_n + \sigma^2)^2} + \frac{\sigma^2 \lambda_d}{\lambda_d m_n + \sigma^2} + \sigma^2.$$

Proof. The proof is given in Appendix G. \square

Next we present a risk *identity* for $\hat{\boldsymbol{\theta}}_n(\hat{\boldsymbol{\alpha}}^{\text{MLE}})$ (with proof in Appendix C), that is the one which employs *unbiased* MLE meta-mean estimator $\hat{\boldsymbol{\alpha}}^{\text{MLE}}$ defined in Eq. (5).

Theorem 3.3. *For the estimator $\hat{\boldsymbol{\theta}}_n(\hat{\boldsymbol{\alpha}}^{\text{MLE}})$ and for any $\mathbf{x} \in \mathbb{R}^d$ we have $\mathbb{E}[\mathcal{L}(\mathbf{x})] = \mathbf{x}^\top \mathbf{M} \mathbf{x} + \mathbf{x}^\top \mathcal{T} \mathbf{x} + \sigma^2$. Moreover for the same estimator, with probability at least $1 - \delta, \delta \in (0, 1)$ we have*

$$\mathcal{L}(\mathbf{x}) \leq 2 \log \left(\frac{2}{\delta} \right) \mathbf{x}^\top \mathbf{M} \mathbf{x} + \mathbf{x}^\top \mathcal{T} \mathbf{x} + \sigma^2.$$

4 Biased Regularization and Unknown Task Structure

Biased regularization (Yang et al., 2007; Kuzborskij and Orabona, 2016; Denevi et al., 2018) is a popular transfer learning technique which commonly appears in the regularized formulations of the empirical risk minimization problems, where one aims at minimizing the empirical risk (such as the mean squared error) while forcing the solution to stay close to some bias variable \mathbf{b} . In particular, we consider the Weighted Biased Regularized Least Squares (WBRLS) formulation defined w.r.t. bias \mathbf{b} and some PSD matrix $\boldsymbol{\Gamma}$:

$$\hat{\boldsymbol{\theta}}_n^{\text{BRLS}} = \arg \min_{\boldsymbol{\theta} \in \mathbb{R}^d} \left\{ \hat{L}_n(\boldsymbol{\theta}) + \frac{\lambda}{2} \|\boldsymbol{\theta} - \mathbf{b}\|_{\boldsymbol{\Gamma}}^2 \right\}$$

$$\text{where } \hat{L}_n(\boldsymbol{\theta}) = \sum_{j=1}^{m_n} (Y_{n,j} - \boldsymbol{\theta}^\top \mathbf{x}_{n,j})^2.$$

Remarkably, an estimate $\hat{\boldsymbol{\theta}}_n^{\text{BRLS}}$ produced by WBRLS is *equivalent* to estimator $\hat{\boldsymbol{\theta}}_n(\hat{\boldsymbol{\alpha}})$ of Eq. (4) for the choice of $\mathbf{b} = \hat{\boldsymbol{\alpha}}, \boldsymbol{\Gamma} = \boldsymbol{\Sigma}^{-1}$, and $\lambda = \sigma^2$. Thus, all bounds developed in the previous section extend to WBRLS. To see the equivalence, observe that we are dealing with the least-squares problem, and so we can easily obtain analytic solution

$$\hat{\boldsymbol{\theta}}_n^{\text{BRLS}} = (\mathbf{X}_n^\top \mathbf{X}_n + \lambda \boldsymbol{\Gamma})^{-1} (\mathbf{X}_n^\top \mathbf{Y}_n + \lambda \boldsymbol{\Gamma} \mathbf{b}).$$

Note that setting free parameters as discussed above gives us the desired equivalence. A natural question commonly arising in such formulations is how to set the bias term \mathbf{b} . The reasoning above suggests that one optimal setting is $\mathbf{b} = \hat{\boldsymbol{\alpha}}^{\text{MLE}}$, however this requires

the knowledge of (σ^2, Σ) . One attractive data-driven way to do so is to estimate the bias on the available tasks, for instance by using an iterative procedure such as gradient descent in the case of MAML (Finn et al., 2017; Grant et al., 2018). In the next section we discuss a practical, theoretically-principled strategy of estimating not only the bias term, but also the task structure.

4.1 Learning with Unknown Task Structure

So far we have assumed that parameters (σ^2, Σ) characterizing the structure of environment are known – an optimal meta-learning estimator $\hat{\theta}_n(\hat{\alpha}^{\text{MLE}})$ and its equivalent WBRLS formulation require the knowledge of these parameters. Of course, in practice this is rarely the case and therefore we need to estimate them from data. In particular, to estimate parameters of the environment $\mathcal{E} = (\alpha, \sigma^2, \Sigma)$ one could consider maximizing a marginal log-likelihood

$$J(\mathcal{D}, \mathcal{E}') = \ln \int_{\mathbb{R}^{nd}} p(\mathcal{D} | \vartheta) dp(\vartheta | \mathcal{E}')$$

over \mathcal{E}' where $p(\mathcal{D}, \Theta, \mathcal{E})$ is the joint distribution in the model (1). However, occasionally this is either computationally difficult or can result in a hard optimization procedure.⁴ Here instead we proposed to employ a classical and practically reliable Expectation-Maximization (EM) procedure (Dempster et al., 1977), which maximizes a lower bound on $J(\mathcal{D}, \mathcal{E}')$. In particular, Jensen’s inequality gives us that for any probability measure q on \mathbb{R}^{nd} , $J(\mathcal{D}, \mathcal{E}') \geq \int \ln \left(\frac{p(\vartheta, \mathcal{D} | \mathcal{E}')}{q(\vartheta)} \right) dq(\vartheta)$, and so we maximize the lower bound in \mathcal{E}' and q in an iterative alternating fashion. Letting $\hat{\mathcal{E}}_t$ to be a parameter estimate at step t , we maximize the lower bound in q for a fixed $\mathcal{E}' = \hat{\mathcal{E}}_t$, and then obtain $\hat{\mathcal{E}}_{t+1}$ by maximizing the lower bound in \mathcal{E}' for a fixed previously obtained solution in q . Maximization in q gives us $q(\vartheta) = p(\vartheta | \mathcal{D}, \hat{\mathcal{E}}_t)$, while maximization in \mathcal{E}' yields

$$\hat{\mathcal{E}}_{t+1} \in \arg \max_{\mathcal{E}'} \int \ln(p(\vartheta, \mathcal{D} | \mathcal{E}')) dp(\vartheta | \mathcal{D}, \hat{\mathcal{E}}_t). \quad (8)$$

For our regression model, we summarize the EM procedure in Algorithm 1, while we derive the integral of Eq. (8) and a maximizer $\hat{\mathcal{E}}_{t+1}$ analytically in Appendix D. During the E-step (lines 4 and 5), the algorithm computes the parameters of the posterior distribution $\mathcal{N}(\theta_i | \hat{\mu}_{t,i}, \hat{\mathcal{T}}_{t,i})$ relying on $\hat{\mathcal{E}}_t$, and during the M-step (lines 7-9) it estimates $\hat{\mathcal{E}}_{t+1}$ based on $(\hat{\mu}_{t,i}, \hat{\mathcal{T}}_{t,i})$. Finally, we detect the convergence by checking the relative difference in parameter values. In Section 6 we

⁴Despite the fact that in our case marginal distribution is available in analytic form by Eq. (3), we focus on EM because we have observed worse experimental results by maximizing marginal log-likelihood.

experimentally demonstrate that Algorithm 1 is able to reliably estimate parameters \mathcal{E} and often performs close to a baseline having access to \mathcal{E} .

Algorithm 1 EM procedure to estimate $(\alpha, \sigma^2, \Sigma)$

Input: Initial parameter estimates $\hat{\mathcal{E}}_1 = (\hat{\alpha}_1, \hat{\sigma}_1^2, \hat{\Sigma}_1)$

Output: Final parameter estimates $\hat{\mathcal{E}}_t = (\hat{\alpha}_t, \hat{\sigma}_t^2, \hat{\Sigma}_t)$

- 1: $\hat{\mathcal{T}}_{1,i} \leftarrow \mathbf{0}, \hat{\mu}_{1,i} \leftarrow \mathbf{0} \quad i \in [n]$
 - 2: **repeat**
 - 3: **for** $i = 1, \dots, n$ **do** ▷ E-step
 - 4: $\hat{\mathcal{T}}_{t,i} \leftarrow \left(\hat{\Sigma}_t^{-1} + \hat{\sigma}_t^{-2} \mathbf{X}_i^\top \mathbf{X}_i \right)^{-1}$
 - 5: $\hat{\mu}_{t,i} \leftarrow \hat{\mathcal{T}}_{t,i} \left(\hat{\Sigma}_t^{-1} \hat{\alpha}_t + \hat{\sigma}_t^{-2} \mathbf{X}_i^\top \mathbf{Y}_i \right)$
 - 6: **end for**
 - 7: $\hat{\alpha}_t \leftarrow \frac{1}{n} \sum_{i=1}^n \hat{\mu}_{t,i}$ ▷ M-step
 - 8: $\hat{\Sigma}_t \leftarrow \frac{1}{n} \sum_{i=1}^n \left(\hat{\mathcal{T}}_{t,i} + (\hat{\mu}_{t,i} - \hat{\alpha}_t)(\hat{\mu}_{t,i} - \hat{\alpha}_t)^\top \right)$
 - 9: $\hat{\sigma}_t^2 \leftarrow \frac{1}{n} \sum_{i=1}^n \frac{1}{m_i} \left(\hat{L}_i(\hat{\mu}_{t,i}) + \text{tr} \left(\mathbf{X}_i \hat{\mathcal{T}}_{t,i} \mathbf{X}_i^\top \right) \right)$
 - 10: $t \leftarrow t + 1$
 - 11: **until** Convergence (see discussion)
-

5 Proof Sketches

Our lower and upper bounds on the risk are based on the following identity of the risk which is essentially a bias-variance decomposition.

Lemma 5.1. For $\hat{\theta}_n(\hat{\alpha})$ defined in Eq. (4), any task mean estimator $\hat{\alpha}$, and any $\mathbf{x} \in \mathbb{R}^d$ we have $\mathbb{E}[\mathcal{L}(\mathbf{x})] = \mathbb{E} \left[(\mathbf{x}^\top \mathcal{T} \Sigma^{-1} (\alpha - \hat{\alpha}))^2 \right] + \mathbf{x}^\top \mathcal{T} \mathbf{x} + \sigma^2$.

To prove this lemma we will use the following statement shown in Appendix A:

Proposition 5.2. Let $Y = \theta_n^\top \mathbf{x} + \varepsilon$ for $\varepsilon \sim \mathcal{N}(0, \sigma^2)$ and some $\mathbf{x} \in \mathbb{R}^d$. Then, $\mathbb{E}[Y | \mathcal{D}] = \mathbf{x}^\top \mathcal{T} (\Sigma^{-1} \alpha + \frac{1}{\sigma^2} \mathbf{X}_n^\top \mathbf{Y}_n)$ and $\mathbb{V}[Y | \mathcal{D}] = \mathbf{x}^\top \mathcal{T} \mathbf{x} + \sigma^2$.

Proof of Lemma 5.1. Using the law of total expectation and that for a r.v. ξ we have $\mathbb{E}[\xi^2] = \mathbb{E}[\xi]^2 + \mathbb{V}[\xi]$,

$$\begin{aligned} \mathcal{L}(\mathbf{x}) &= \mathbb{E} \left[(Y - \hat{\theta}_n(\hat{\alpha})^\top \mathbf{x})^2 \right] \\ &= \mathbb{E} \left[\left(\mathbb{E}[Y | \mathcal{D}] - \hat{\theta}_n(\hat{\alpha})^\top \mathbf{x} \right)^2 + \mathbb{V}[Y | \mathcal{D}] \right] \\ &= \mathbb{E} \left[(\mathbf{x}^\top \mathcal{T} \Sigma^{-1} (\alpha - \hat{\alpha}))^2 \right] + \mathbf{x}^\top \mathcal{T} \mathbf{x} + \sigma^2 \end{aligned}$$

where identities for $\mathbb{E}[Y | \mathcal{D}]$ and $\mathbb{V}[Y | \mathcal{D}]$ come from Proposition 5.2 and identity for $\hat{\theta}_n(\hat{\alpha})$ is due to (4). \square

Thus, to establish universal lower bounds we need to lower bound $\mathbb{E} \left[(\mathbf{x}^\top \mathcal{T} \Sigma^{-1} (\alpha - \hat{\alpha}))^2 \right]$ for any choice of estimator $\hat{\alpha}$, which in combination with Lemma 5.1 will

prove Theorem 3.1. Here we only prove a lower bound for any unbiased estimator relying on the Cramér-Rao inequality (Theorem B.1), while more challenging case for any estimator (possibly biased) is proved using a *hypothesis testing* technique (see, e.g. (Lattimore and Szepesvári, 2018, Chap. 13)) in Appendix B.2.

Lemma 5.3. *For any unbiased estimator $\hat{\alpha}$ of α in Eq. (3) we have $\mathbb{E}[(\mathbf{x}^\top \mathcal{T} \Sigma^{-1} (\alpha - \hat{\alpha})^2)] \geq \mathbf{x}^\top \mathbf{M} \mathbf{x}$.*

Proof. Recall that according to the equivalence (3) $\mathbf{Y} \sim \mathcal{N}(\Psi \alpha, \mathbf{K})$ and the unknown parameter is α . To compute the Fisher information matrix we first observe that $\nabla_{\alpha} \ln \mathcal{N}(\mathbf{Y} | \Psi \alpha, \mathbf{K}) = \Psi^\top \mathbf{K}^{-1} (\mathbf{Y} - \Psi \alpha)$ and

$$\begin{aligned} \mathbf{F} &= \mathbb{E} \left[\nabla_{\alpha} \ln \mathcal{N}(\mathbf{Y} | \Psi \alpha, \mathbf{K}) \nabla_{\alpha} \ln \mathcal{N}(\mathbf{Y} | \Psi \alpha, \mathbf{K})^\top \right] \\ &= \Psi^\top \mathbf{K}^{-1} \mathbb{E}[(\mathbf{Y} - \Psi \alpha)(\mathbf{Y} - \Psi \alpha)^\top] \mathbf{K}^{-1} \Psi \\ &= \Psi^\top \mathbf{K}^{-1} \Psi. \end{aligned}$$

Thus, by Cramér-Rao inequality we have $\mathbb{E}[(\alpha - \hat{\alpha})(\alpha - \hat{\alpha})^\top] \succeq (\Psi^\top \mathbf{K}^{-1} \Psi)^{-1}$. Finally, left-multiplying by $\mathbf{x}^\top \mathcal{T} \Sigma^{-1}$ and right-multiplying the above by $\Sigma^{-1} \mathcal{T} \mathbf{x}$ gives us the statement. \square

6 Experiments

In this section we present experiments designed to verify three hypotheses: (i) Estimator of Eq. (4) and the equivalent WBRLS formulation are superior in meta-learning regression model (1) than the Ordinary Least Squares (OLS); (ii) EM-based Algorithm 1 is able to reliably recover unknown parameters of the environment; (iii) instance-dependent lower bound Eq. (6) is numerically sharp.

Baselines. We consider two non-meta-learning baselines, that is **Linear Regression (All)** — OLS fitted on $\mathcal{D}^{\setminus n} = (D_i)_{i=1}^{n-1}$, which excludes the newly observed task, and **Linear Regression (Task)** — OLS fitted on a newly encountered task D_n . Next, we consider meta-learning algorithms. We report performance of WBRLS (**Biased Regression**) with $\mathbf{\Gamma} = \mathbf{I}$, the bias set to a least squares solution $(\sum_{i \neq n} \mathbf{X}_i^\top \mathbf{X}_i)^{-1} \sum_{i \neq n} \mathbf{X}_i^\top \mathbf{Y}_i$ and λ found by the random search. Note that the bias and regularization coefficient are found on $\mathcal{D}^{\setminus n}$, while WBRLS is fitted on D_n . **EM Learner** is estimator (4) with all environment parameters found by Algorithm 1 (the convergence threshold was set to 10^{-6} while the maximum number of iterations was set to 10^3) on $\mathcal{D}^{\setminus n}$. Finally, we report numerical values of Eq. (6) as **Known Covariance Lower Bound**. For all of the experiments we show averages and standard deviations of the mean test errors computed over 30 independent runs of that experiment.

Synthetic Experiments. We conduct synthetic experiments on datasets with Fourier generated features and features sampled from a d -dimensional unit sphere. In all of the synthetic experiments we have $\alpha = \mathbf{0}$, $\sigma^2 = 1$ and Σ generated by computing $\Sigma = \mathbf{L} \mathbf{L}^\top + \eta \mathbf{I}$ where $L_{ij} = \mathbb{I}\{i \geq j\} Z_{ij}$ with Z_{ij} and η sampled from standard normal distribution. Test error is computed on 100 test tasks using 10 examples for training and 100 examples for testing.

To generate input-output pairs in the Fourier experiment we sample a point $u \sim \mathcal{U}(-5, 5)$ and compute Fourier basis representations of dimension $d = 11$:

$$x_j = \begin{cases} \sin(\frac{1}{5} \pi j u) & \text{if } j \in \{1, \dots, 5\}, \\ \cos(\frac{1}{5} \pi (j - 5) u) & \text{if } j \in \{6, \dots, 10\}, \\ 1 & \text{if } j = 11 \end{cases}$$

Two examples of Fourier tasks are shown in Fig. 1. In Fig. 2 we show the results of using different learning algorithms for varying number of tasks n and task sizes m . For spherical experiments we generate \mathbf{x} from a $d = 42$ dimensional unit sphere. In both experiments for sufficiently large number of training tasks EM-based learner approaches the optimal estimator even when the number of examples per task is less than the dimensionality of that task.

Real Dataset Experiment. We also conducted experiments on a real world dataset containing information about students in 139 schools in years 1985-1987 (Dua and Graff, 2017, School Dataset). We adapt the dataset to a meta-learning problem with the goal to predict the exam score of students based on the student-specific and school-specific features. After one-hot encoding of the categorical values there are $d = 27$ features for each student. We randomly split schools into two subsets: The first, consisting of 100 schools forms $\mathcal{D}^{\setminus n}$ (used for training the bias, λ selection, and EM); The second subset consists of 39 schools, where each school is further split into 80%/20% for fitting of WBRLS or Eq. (4), and testing. The results are presented in Fig. 4. We can see that while both Biased Regression and EM Learner outperform regression, their performance is very similar. This could be attributed to the fact that the features mostly contain weakly relevant information, which is confirmed by inspecting the coefficient vector.

7 Conclusions and Future Work

We proved the first problem-dependent universal lower bound on the transfer risk for meta-learning in the ‘‘Gaussian’’ linear regression with fixed design. Moreover, we demonstrated that a weighted form of a biased regularization enjoys upper bound on the risk matching the lower bound up to a multiplicative constant —

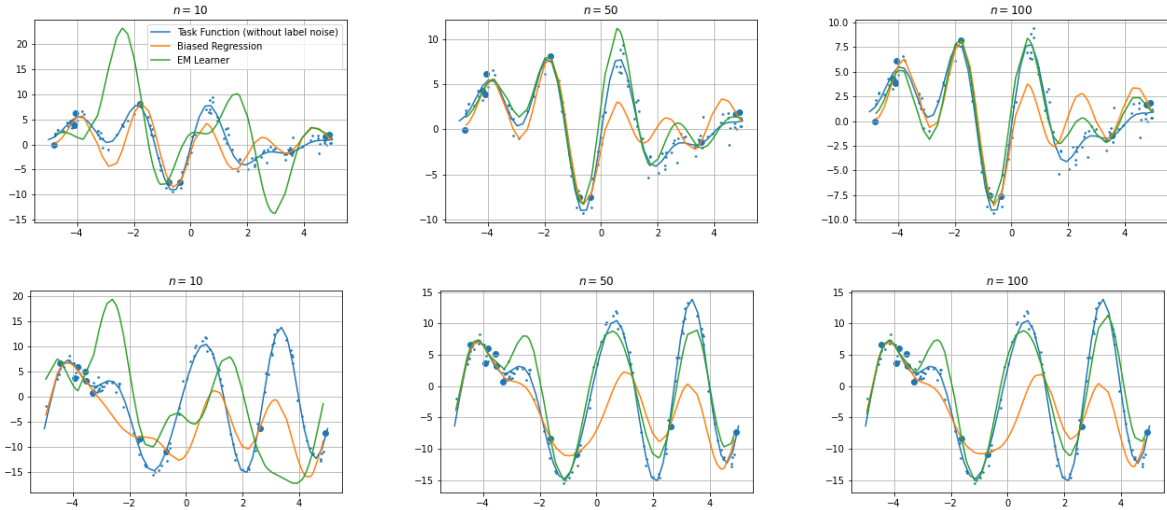


Figure 1: Visualizations of Fourier synthetic meta-learning problem. Adaptation is done for two different tasks in top and bottom rows using 10 data points shown in bold. Adaptation happens after training on different number of tasks $n \in \{10, 50, 100\}$. Smaller points denote testing examples.

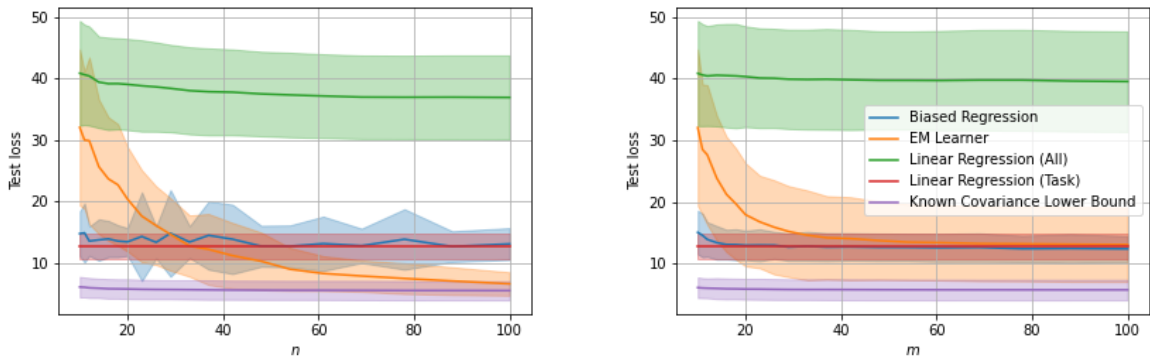


Figure 2: Test errors on Fourier synthetic experiment with changing number of tasks n and number of samples per task m . When one of the parameters changes, the other one is set to 10.

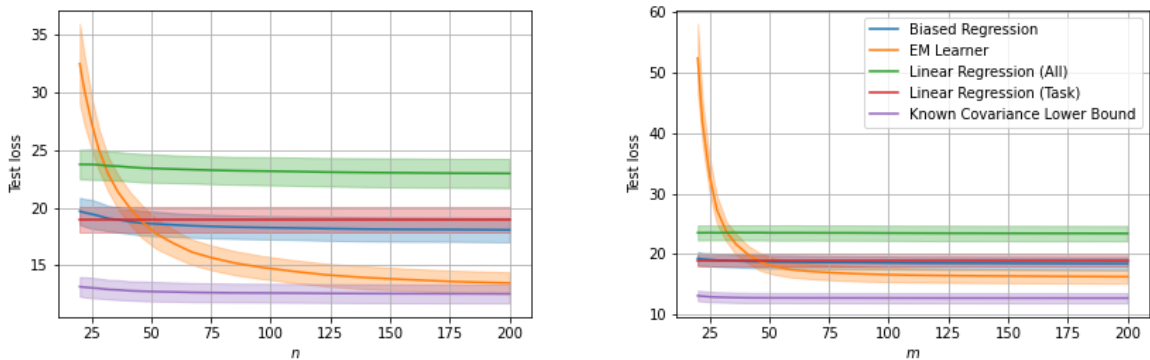


Figure 3: Test error on spherical synthetic experiment with changing number of tasks n and number of samples per task m . When one of the parameters changes, the other one is set to 40.

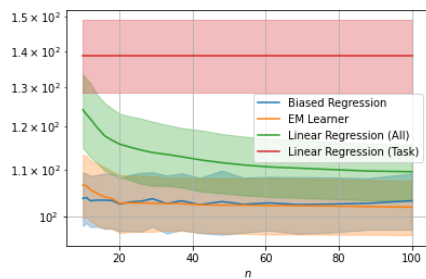


Figure 4: Test error on the School Dataset, where up to 100 schools are used for fitting environment-related parameters (see text for details) and remaining 39 are used for learning the new task and testing.

establishing problem-dependent optimality of a biased regularization, a popular tool in transfer learning literature. Thus, our bounds *characterize* meta-learning linear regression problems and reveal a fine-grained dependency on the task structure. In particular, this characterization implies that learning of a regression function can happen much faster than in a single task learning, given a specific task structure. A natural future direction for our work is a problem-dependent characterization in a more general setting, such as regression with random inputs, and going beyond linear setting, e.g. by studying meta-learning in nonparametric regression. Finally, we proposed a practically effective EM procedure for task structure estimation. An interesting future problem is to understand the performance of EM in our meta-learning setting theoretically.

References

- P. Alquier, T. T. Mai, and M. Pontil. Regret bounds for lifelong learning. In *International Conference on Artificial Intelligence and Statistics (AISTATS)*, pages 261–269, 2017.
- R. Amit and R. Meir. Meta-learning by adjusting priors based on extended pac-bayes theory. In *International Conference on Machine Learning (ICML)*, pages 205–214, 2018.
- Y. Bai, M. Chen, P. Zhou, T. Zhao, J. D. Lee, S. Kakade, H. Wang, and C. Xiong. How important is the train-validation split in meta-learning? arXiv:2010.05843, 2020.
- J. Baxter. Theoretical models of learning to learn. In L. Pratt S. Thrun, editor, *Learning to learn*, pages 71–94. Springer, 1998.
- J. Baxter. A model of inductive bias learning. *Journal of Artificial Intelligence Research*, 12:149–198, 2000.
- S. Ben-David and R. Urner. Domain adaptation as learning with auxiliary information. In *New directions in transfer and multi-task-workshop at NIPS*, 2013.
- J. Bretagnolle and C. Huber. Estimation des densités: risque minimax. *Zeitschrift für Wahrscheinlichkeitstheorie und verwandte Gebiete*, 47(2):119–137, 1979.
- A. P. Dempster, N. M. Laird, and D. B. Rubin. Maximum likelihood from incomplete data via the em algorithm. *Journal of the Royal Statistical Society: Series B (Methodological)*, 39(1):1–22, 1977.
- G. Denevi, C. Ciliberto, D. Stamos, and M. Pontil. Learning to learn around a common mean. In *Conference on Neural Information Processing Systems (NeurIPS)*, pages 10169–10179, 2018.
- G. Denevi, C. Ciliberto, R. Grazzi, and M. Pontil. Learning-to-learn stochastic gradient descent with biased regularization. In *International Conference on Machine Learning (ICML)*, 2019a.
- G. Denevi, D. Stamos, C. Ciliberto, and M. Pontil. Online-within-online meta-learning. In *Conference on Neural Information Processing Systems (NeurIPS)*, pages 13110–13120, 2019b.
- S. S. Du, J. Koushik, A. Singh, and B. Póczos. Hypothesis transfer learning via transformation functions. In *Conference on Neural Information Processing Systems (NIPS)*, pages 574–584, 2017.
- S. S. Du, W. Hu, S. M. Kakade, J. D. Lee, and Q. Lei. Few-shot learning via learning the representation, provably. arXiv:2002.09434, 2020.
- D. Dua and C. Graff. UCI machine learning repository, 2017. URL <http://archive.ics.uci.edu/ml>.
- A. Fallah, A. Mokhtari, and A. Ozdaglar. On the convergence theory of gradient-based model-agnostic meta-learning algorithms. In *International Conference on Artificial Intelligence and Statistics (AISTATS)*, pages 1082–1092, 2020.
- C. Finn, P. Abbeel, and S. Levine. Model-agnostic meta-learning for fast adaptation of deep networks. In *International Conference on Machine Learning (ICML)*, 2017.
- C. Finn, A. Rajeswaran, S. Kakade, and S. Levine. Online meta-learning. *International Conference on Machine Learning (ICML)*, 2019.
- L. Franceschi, P. Frasconi, S. Salzo, R. Grazzi, and M. Pontil. Bilevel programming for hyperparameter optimization and meta-learning. In *International Conference on Machine Learning (ICML)*, 2018.
- E. Grant, C. Finn, S. Levine, T. Darrell, and T. Griffiths. Recasting gradient-based meta-learning as hierarchical bayes. *International Conference on Learning Representations (ICLR)*, 2018.
- S. Hanneke and S. Kpotufe. A no-free-lunch theorem for multitask learning. arXiv:2006.15785, 2020.

- M. Khodak, M.-F. Balcan, and A. Talwalkar. Provable guarantees for gradient-based meta-learning. In *International Conference on Machine Learning (ICML)*, pages 424–433, 2019.
- W. Kienzle and K. Chellapilla. Personalized handwriting recognition via biased regularization. In *International Conference on Machine Learning (ICML)*, pages 457–464, 2006.
- I. Kuzborskij and F. Orabona. Stability and Hypothesis Transfer Learning. In *International Conference on Machine Learning (ICML)*, pages 942–950, 2013.
- I. Kuzborskij and F. Orabona. Fast Rates by Transferring from Auxiliary Hypotheses. *Machine Learning*, pages 1–25, 2016. ISSN 1573-0565. doi: 10.1007/s10994-016-5594-4.
- T. Lattimore and C. Szepesvári. *Bandit algorithms*. Cambridge University Press, 2018.
- X. Li and J. Bilmes. A bayesian divergence prior for classifier adaptation. In *International Conference on Artificial Intelligence and Statistics (AISTATS)*, pages 275–282, 2007.
- J. Lucas, M. Ren, I. Kamení, T. Pitassi, and R. Zemel. Theoretical bounds on estimation error for meta-learning. arXiv:2010.07140, 2020.
- A. Maurer. Algorithmic stability and meta-learning. *Journal of Machine Learning Research*, 6(Jun):967–994, 2005.
- A. Maurer, M. Pontil, and B. Romera-Paredes. The benefit of multitask representation learning. *Journal of Machine Learning Research*, 2016.
- A. Pentina and C. Lampert. A pac-bayesian bound for lifelong learning. In *International Conference on Machine Learning (ICML)*, pages 991–999, 2014.
- A. Pentina and C. H. Lampert. Lifelong learning with non-iid tasks. In *Conference on Neural Information Processing Systems (NIPS)*, pages 1540–1548, 2015.
- A. Pentina and R. Urner. Lifelong learning with weighted majority votes. In *Conference on Neural Information Processing Systems (NIPS)*, pages 3612–3620, 2016.
- R. Salakhutdinov, J. Tenenbaum, and A. Torralba. One-shot learning with a hierarchical nonparametric bayesian model. In *Proceedings of ICML Workshop on Unsupervised and Transfer Learning*, pages 195–206, 2012.
- N. Saunshi, Y. Zhang, M. Khodak, and S. Arora. A sample complexity separation between non-convex and convex meta-learning. arXiv:2002.11172, 2020.
- T. Tommasi, F. Orabona, and B. Caputo. Safety in numbers: Learning categories from few examples with multi model knowledge transfer. In *Conference on Computer Vision and Pattern Recognition (CVPR)*, 2010.
- J. Yang, R. Yan, and A. G. Hauptmann. Cross-domain video concept detection using adaptive svms. In *Proceedings of the 15th ACM international conference on Multimedia*, pages 188–197, 2007.

A Parameters of the Posterior Distribution

Recall that

$$p_n(\boldsymbol{\theta}_n | \mathcal{D}) \propto \mathcal{N}(\mathbf{Y}_n | \mathbf{X}_n \boldsymbol{\theta}_n, \sigma^2 \mathbf{I}) \mathcal{N}(\boldsymbol{\theta}_n | \boldsymbol{\alpha}, \boldsymbol{\Sigma}) .$$

We first give a handy proposition for the posterior distribution over the parameters $\boldsymbol{\theta}_n$.

Proposition A.1.

$$\ln p_n(\boldsymbol{\theta}_n) = -\frac{1}{2}(\boldsymbol{\theta}_n - \boldsymbol{\mu}) \mathcal{T}^{-1}(\boldsymbol{\theta}_n - \boldsymbol{\mu}) + \text{const}(\boldsymbol{\theta}_n)$$

where covariance is

$$\mathcal{T} = \left(\boldsymbol{\Sigma}^{-1} + \frac{1}{\sigma^2} \mathbf{X}_n^\top \mathbf{X}_n \right)^{-1}$$

and mean is

$$\boldsymbol{\mu} = \mathcal{T} \left(\boldsymbol{\Sigma}^{-1} \boldsymbol{\alpha} + \frac{1}{\sigma^2} \mathbf{X}_n^\top \mathbf{Y}_n \right) .$$

Proof. The log-likelihood is the following chain of identities:

$$\begin{aligned} \log p_n(\boldsymbol{\theta}_n) &= -\frac{\sum_{j=1}^{m_n} (\mathbf{x}_{n,j}^\top \boldsymbol{\theta}_n - Y_{n,j})^2}{2\sigma^2} - \frac{1}{2}(\boldsymbol{\theta}_n - \boldsymbol{\alpha})^\top \boldsymbol{\Sigma}^{-1}(\boldsymbol{\theta}_n - \boldsymbol{\alpha}) + \text{const}(\boldsymbol{\theta}_n) \\ &= -\frac{\sum_{j=1}^{m_n} (\boldsymbol{\theta}_n^\top \mathbf{x}_{n,j} \mathbf{x}_{n,j}^\top \boldsymbol{\theta}_n - 2Y_{n,j} \mathbf{x}_{n,j}^\top \boldsymbol{\theta}_n)}{2\sigma^2} \\ &= -\frac{1}{2}(\boldsymbol{\theta}_n^\top \boldsymbol{\Sigma}^{-1} \boldsymbol{\theta}_n - 2\boldsymbol{\alpha}^\top \boldsymbol{\Sigma}^{-1} \boldsymbol{\theta}_n) + \text{const}(\boldsymbol{\theta}_n) \\ &= -\frac{1}{2} \left(\boldsymbol{\theta}_n^\top \mathcal{T}^{-1} \boldsymbol{\theta}_n - 2 \left(\boldsymbol{\Sigma}^{-1} \boldsymbol{\alpha} + \frac{1}{\sigma^2} \mathbf{X}_n^\top \mathbf{Y}_n \right)^\top \boldsymbol{\theta}_n \right) + \text{const}(\boldsymbol{\theta}_n) \\ &= -\frac{1}{2}(\boldsymbol{\theta}_n - \boldsymbol{\mu}) \mathcal{T}^{-1}(\boldsymbol{\theta}_n - \boldsymbol{\mu}) + \text{const}(\boldsymbol{\theta}_n) . \end{aligned}$$

□

First note that the first consequence of Proposition A.1 is a MLE for $\boldsymbol{\theta}_n$,

$$\hat{\boldsymbol{\theta}}_n^{\text{MLE}} = \mathcal{T} \left(\boldsymbol{\Sigma}^{-1} \boldsymbol{\alpha} + \frac{1}{\sigma^2} \mathbf{X}_n^\top \mathbf{Y}_n \right) .$$

The second consequence is the following corollary which is obtained by taking $Y = \boldsymbol{\theta}_n^\top \mathbf{x} + \varepsilon$ and simply observing that the mean of a $p_n(\boldsymbol{\theta}_n | \mathcal{D})$ is $\boldsymbol{\mu}$, and so $\mathbb{E}[Y | \mathcal{D}] = \mathbf{x}^\top \boldsymbol{\mu}$ while the variance is $\mathbb{V}[Y | \mathcal{D}] = \mathbb{E}[(\mathbf{x}^\top \boldsymbol{\theta}_n + \varepsilon)^2 | \mathcal{D}] - \mathbb{E}[(\mathbf{x}^\top \boldsymbol{\theta}_n + \varepsilon) | \mathcal{D}]^2 = \mathbf{x}^\top \mathcal{T} \mathbf{x} + \sigma^2$.

Proposition 5.2 (restated). *Let $Y = \boldsymbol{\theta}_n^\top \mathbf{x} + \varepsilon$ for $\varepsilon \sim \mathcal{N}(0, \sigma^2)$ and some $\mathbf{x} \in \mathbb{R}^d$. Then,*

$$\begin{aligned} \mathbb{E}[Y | \mathcal{D}] &= \mathbf{x}^\top \mathcal{T} \left(\boldsymbol{\Sigma}^{-1} \boldsymbol{\alpha} + \frac{1}{\sigma^2} \mathbf{X}_n^\top \mathbf{Y}_n \right) \\ \text{and } \mathbb{V}[Y | \mathcal{D}] &= \mathbf{x}^\top \mathcal{T} \mathbf{x} + \sigma^2 . \end{aligned}$$

B Proof of the Lower Bounds

Our task reduces to establishing lower bounds on

$$\mathbb{E} \left[(\mathbf{x}^\top \mathcal{T} \boldsymbol{\Sigma}^{-1} (\boldsymbol{\alpha} - \hat{\boldsymbol{\alpha}}))^2 \right] \tag{9}$$

for any choice of estimator $\hat{\boldsymbol{\alpha}}$, which in combination with Lemma 5.1 will prove Theorem 3.1. In the next section we first prove a lower bound for any unbiased estimator relying on the Cramér-Rao inequality. In what follows, in Appendix B.2, we will show a general bound in Lemma B.4 valid for any estimator (possibly biased) using a *hypothesis testing* technique (see, e.g. (Lattimore and Szepesvári, 2018, Chap. 13)). Finally, in Lemma B.5 we prove a high-probability lower bound on Eq. (9).

B.1 Lower Bound for Unbiased Estimator $\hat{\alpha}$

Theorem B.1 (Cramér-Rao inequality). *Suppose that $\alpha \in \mathbb{R}^d$ is an unknown deterministic parameter with a probability density function $f(x|\alpha)$ and that $\hat{\alpha}$ is an unbiased estimator of α . Moreover assume that for all $i, j \in [d]$, $x : f(x|\alpha) > 0$, $\frac{\partial^2}{\partial \alpha_i \partial \alpha_j} \ln f(x|\alpha)$ exists and is finite, and $\frac{\partial^2}{\partial \alpha_i \partial \alpha_j} \int \hat{\alpha} f(x|\alpha) dx = \int \hat{\alpha} \left(\frac{\partial^2}{\partial \alpha_i \partial \alpha_j} f(x|\alpha) \right) dx$. Then, for the Fisher information matrix defined as*

$$\mathbf{F} = -\mathbb{E} \left[\nabla_{\alpha} \ln f(X|\alpha) \nabla_{\alpha} \ln f(X|\alpha)^{\top} \right]$$

we have

$$\mathbb{E} \left[(\hat{\alpha} - \mathbb{E}[\hat{\alpha}])(\hat{\alpha} - \mathbb{E}[\hat{\alpha}])^{\top} \right] \succeq \mathbf{F}^{-1}.$$

Lemma B.2. *For any unbiased estimator $\hat{\alpha}$ of α in Eq. (3) we have*

$$\mathbb{E} \left[(\mathbf{x}^{\top} \mathcal{T} \Sigma^{-1} (\alpha - \hat{\alpha}))^2 \right] \geq \mathbf{x}^{\top} \mathcal{T} \Sigma^{-1} (\Psi^{\top} \mathbf{K} \Psi)^{-1} \Sigma^{-1} \mathcal{T} \mathbf{x}. \quad (10)$$

Proof. Recall that according to the equivalence (3) $\mathbf{Y} \sim \mathcal{N}(\Psi \alpha, \mathbf{K})$ and the unknown parameter is α . To compute the Fisher information matrix we first observe that

$$\nabla_{\alpha} \ln \mathcal{N}(\mathbf{Y} | \Psi \alpha, \mathbf{K}) = \Psi^{\top} \mathbf{K}^{-1} (\mathbf{Y} - \Psi \alpha)$$

and so

$$\begin{aligned} \mathbf{F} &= \mathbb{E} \left[\nabla_{\alpha} \ln \mathcal{N}(\mathbf{Y} | \Psi \alpha, \mathbf{K}) \nabla_{\alpha} \ln \mathcal{N}(\mathbf{Y} | \Psi \alpha, \mathbf{K})^{\top} \right] \\ &= \Psi^{\top} \mathbf{K}^{-1} \mathbb{E} \left[(\mathbf{Y} - \Psi \alpha)(\mathbf{Y} - \Psi \alpha)^{\top} \right] \mathbf{K}^{-1} \Psi \\ &= \Psi^{\top} \mathbf{K}^{-1} \Psi. \end{aligned}$$

Thus, by Theorem B.1 we have

$$\mathbb{E} \left[(\alpha - \hat{\alpha})(\alpha - \hat{\alpha})^{\top} \right] \succeq (\Psi^{\top} \mathbf{K}^{-1} \Psi)^{-1}.$$

Finally, left-multiplying by $\mathbf{x}^{\top} \mathcal{T} \Sigma^{-1}$ and right-multiplying the above by $\Sigma^{-1} \mathcal{T} \mathbf{x}$ gives us the statement. \square

B.2 Lower Bound for Any Estimator $\hat{\alpha}$

The proof of is based on the following lemma.

Lemma B.3 (Bretagnolle and Huber (1979)). *Let P and Q be probability measures on the same measurable space (Ω, \mathcal{F}) , and let $A \in \mathcal{F}$ be an arbitrary event. Then,*

$$P(A) + Q(A^c) \geq \frac{1}{2} \exp(-D_{\text{KL}}(P, Q)), \quad (11)$$

where $D_{\text{KL}}(P, Q) = \int_{\Omega} \ln(P(\omega)/Q(\omega)) dP(\omega)$ denotes Kullback-Leibler divergence between P and Q and $A^c = \Omega \setminus A$ is the complement of A .

Lemma B.4. *For any estimator $\hat{\alpha}$ of α in Eq. (3) we have*

$$\mathbb{E} \left[(\mathbf{x}^{\top} \mathcal{T} \Sigma^{-1} (\hat{\alpha} - \alpha))^2 \right] \geq \frac{\mathbf{x}^{\top} \mathbf{M} \mathbf{x}}{16\sqrt{e}}.$$

Proof. Throughout the proof let $\mathbf{q} = \Sigma^{-1} \mathcal{T} \mathbf{x}$. Consider two meta-learning problems with target distributions \mathbb{P} and \mathbb{Q} characterized by two means: $\alpha_{\mathbb{P}} = \mathbf{0}$ and $\alpha_{\mathbb{Q}} = \Delta (\Psi^{\top} \mathbf{K}^{-1} \Psi)^{-1} \mathbf{q}$ where $\Delta > 0$ is a free parameter to be tuned later on. Thus, according to our established equivalence (3), in these two cases targets are generated by respective models $\mathbb{P} = \mathcal{N}(\mathbf{0}, \mathbf{K})$ and $\mathbb{Q} = \mathcal{N}(\Delta \Psi (\Psi^{\top} \mathbf{K}^{-1} \Psi)^{-1} \mathbf{q}, \mathbf{K})$.

Recall our abbreviation $\mathbf{M} = \mathcal{T} \Sigma^{-1} (\Psi^{\top} \mathbf{K}^{-1} \Psi)^{-1} \Sigma^{-1} \mathcal{T}$. By Markov's inequality gives us

$$\begin{aligned} \mathbb{E}_{\mathbb{P}} \left[(\hat{\alpha}^{\top} \mathbf{q} - \alpha_{\mathbb{P}}^{\top} \mathbf{q})^2 \right] &= \mathbb{E}_{\mathbb{P}} \left[(\hat{\alpha}^{\top} \mathbf{q})^2 \right] \geq \frac{\Delta^2}{4} (\mathbf{x}^{\top} \mathbf{M} \mathbf{x})^2 \mathbb{P} \left(|\hat{\alpha}^{\top} \mathbf{q}| \geq \frac{\Delta}{2} \mathbf{x}^{\top} \mathbf{M} \mathbf{x} \right) \\ \mathbb{E}_{\mathbb{Q}} \left[(\hat{\alpha}^{\top} \mathbf{q} - \alpha_{\mathbb{Q}}^{\top} \mathbf{q})^2 \right] &\geq \frac{\Delta^2}{4} (\mathbf{x}^{\top} \mathbf{M} \mathbf{x})^2 \mathbb{Q} \left(|\alpha_{\mathbb{Q}}^{\top} \mathbf{q} - \hat{\alpha}^{\top} \mathbf{q}| \geq \frac{\Delta}{2} \mathbf{x}^{\top} \mathbf{M} \mathbf{x} \right) \\ &\geq \frac{\Delta^2}{4} (\mathbf{x}^{\top} \mathbf{M} \mathbf{x})^2 \mathbb{Q} \left(|\hat{\alpha}^{\top} \mathbf{q}| < \frac{\Delta}{2} \mathbf{x}^{\top} \mathbf{M} \mathbf{x} \right) \end{aligned}$$

where the last inequality comes using the fact that $|a - b| > |a| - |b|$ for $a, b \in \mathbb{R}$ and observing that $\boldsymbol{\alpha}_{\mathbb{Q}}^\top \mathbf{q} = \mathbf{x}^\top \mathbf{M} \mathbf{x}$. Summing both inequalities above and applying Lemma B.3 we get

$$\begin{aligned} \mathbb{E}_{\mathbb{P}} [(\hat{\boldsymbol{\alpha}}^\top \mathbf{q} - \boldsymbol{\alpha}_{\mathbb{P}}^\top \mathbf{q})^2] + \mathbb{E}_{\mathbb{Q}} [(\hat{\boldsymbol{\alpha}}^\top \mathbf{q} - \boldsymbol{\alpha}_{\mathbb{Q}}^\top \mathbf{q})^2] &\geq \frac{\Delta^2}{8} (\mathbf{x}^\top \mathbf{M} \mathbf{x})^2 \cdot \exp(-D_{\text{KL}}(\mathbb{P}, \mathbb{Q})) \\ &\stackrel{(a)}{=} \frac{\Delta^2}{8} (\mathbf{x}^\top \mathbf{M} \mathbf{x})^2 \cdot \exp\left(-\frac{\Delta^2}{2} \mathbf{x}^\top \mathbf{M} \mathbf{x}\right) \end{aligned}$$

where step (a) follows from KL-divergence between multivariate Gaussians with the same covariance matrix. Now, using a basic fact that $2 \max\{a, b\} \geq a + b$, we get that for any measure \mathbb{P} given by parameter $\boldsymbol{\alpha}$ we have

$$\mathbb{E} [(\hat{\boldsymbol{\alpha}}^\top \mathbf{q} - \boldsymbol{\alpha}^\top \mathbf{q})^2] \geq \frac{\Delta^2}{16} (\mathbf{x}^\top \mathbf{M} \mathbf{x})^2 \cdot \exp\left(-\frac{\Delta^2}{2} \mathbf{x}^\top \mathbf{M} \mathbf{x}\right).$$

The statement then follows by tuning $\Delta^2 = (\mathbf{x}^\top \mathbf{M} \mathbf{x})^{-1}$. \square

Now we prove a high-probability version of the just given inequality.

Lemma B.5. *For any estimator $\hat{\boldsymbol{\alpha}}$ of $\boldsymbol{\alpha}$ in Eq. (3) and any $\delta \in (0, 1)$ we have*

$$\mathbb{P}\left((\mathbf{x}^\top \mathcal{T} \boldsymbol{\Sigma}^{-1} (\hat{\boldsymbol{\alpha}} - \boldsymbol{\alpha}))^2 \geq \ln\left(\frac{1}{4} \cdot \frac{1}{1 - \delta}\right) \mathbf{x}^\top \mathbf{M} \mathbf{x}\right) \geq 1 - \delta.$$

Proof. The proof is very similar to the proof of Lemma B.4 except we will not apply Markov's inequality and focus directly on giving a lower bound the deviation probabilities rather than expectations. Thus, similarly as before introduce mean parameters $\boldsymbol{\alpha}_{\mathbb{P}} = \mathbf{0}$ and $\boldsymbol{\alpha}_{\mathbb{Q}} = \Delta(\boldsymbol{\Psi}^\top \mathbf{K}^{-1} \boldsymbol{\Psi})^{-1} \mathbf{q} / (\mathbf{x}^\top \mathbf{M} \mathbf{x})$ and their associated probability measures $\mathbb{P} = \mathcal{N}(\mathbf{0}, \mathbf{K})$ and $\mathbb{Q} = \mathcal{N}\left(\frac{\Delta \boldsymbol{\Psi} (\boldsymbol{\Psi}^\top \mathbf{K}^{-1} \boldsymbol{\Psi})^{-1} \mathbf{q}}{\mathbf{x}^\top \mathbf{M} \mathbf{x}}, \mathbf{K}\right)$.

Note that

$$\begin{aligned} \mathbb{P}\left(|\hat{\boldsymbol{\alpha}}^\top \mathbf{q}| \geq \frac{\Delta}{2}\right) &= \mathbb{P}\left(|\boldsymbol{\alpha}_{\mathbb{P}}^\top \mathbf{q} - \hat{\boldsymbol{\alpha}}^\top \mathbf{q}| \geq \frac{\Delta}{2}\right), \\ \mathbb{Q}\left(|\boldsymbol{\alpha}_{\mathbb{Q}}^\top \mathbf{q} - \hat{\boldsymbol{\alpha}}^\top \mathbf{q}| \geq \frac{\Delta}{2}\right) &\geq \mathbb{Q}\left(|\hat{\boldsymbol{\alpha}}^\top \mathbf{q}| < \frac{\Delta}{2}\right) \end{aligned}$$

and so by using Lemma B.3 we obtain an exponential tail bound

$$\mathbb{P}\left(|\boldsymbol{\alpha}_{\mathbb{P}}^\top \mathbf{q} - \hat{\boldsymbol{\alpha}}^\top \mathbf{q}| \geq \frac{\Delta}{2}\right) + \mathbb{Q}\left(|\boldsymbol{\alpha}_{\mathbb{Q}}^\top \mathbf{q} - \hat{\boldsymbol{\alpha}}^\top \mathbf{q}| \geq \frac{\Delta}{2}\right) \geq \exp(-D_{\text{KL}}(\mathbb{P} \parallel \mathbb{Q})) = \frac{1}{2} \exp\left(-\frac{\Delta^2}{\mathbf{x}^\top \mathbf{M} \mathbf{x}}\right).$$

Setting the r.h.s. in the above to $2(1 - \delta)$ where δ is an error probability, and solving for Δ gives us tuning

$$\Delta^2 = 2 \ln\left(\frac{1}{4} \cdot \frac{1}{1 - \delta}\right) \mathbf{x}^\top \mathbf{M} \mathbf{x}.$$

Thus, we get

$$\mathbb{P}\left((\boldsymbol{\alpha}_{\mathbb{P}}^\top \mathbf{q} - \hat{\boldsymbol{\alpha}}^\top \mathbf{q})^2 \geq \ln\left(\frac{1}{4} \cdot \frac{1}{1 - \delta}\right) \mathbf{x}^\top \mathbf{M} \mathbf{x}\right) + \mathbb{Q}\left(|\boldsymbol{\alpha}_{\mathbb{Q}}^\top \mathbf{q} - \hat{\boldsymbol{\alpha}}^\top \mathbf{q}| \geq \ln\left(\frac{1}{4} \cdot \frac{1}{1 - \delta}\right) \mathbf{x}^\top \mathbf{M} \mathbf{x}\right) \geq 2(1 - \delta)$$

and using the fact that $2 \max(a, b) \geq a + b$ we get that for any probability measure \mathbb{P} given by parameter $\boldsymbol{\alpha}$ we have

$$\mathbb{P}\left((\boldsymbol{\alpha}_{\mathbb{P}}^\top \mathbf{q} - \hat{\boldsymbol{\alpha}}^\top \mathbf{q})^2 \geq \ln\left(\frac{1}{4} \cdot \frac{1}{1 - \delta}\right) \mathbf{x}^\top \mathbf{M} \mathbf{x}\right) \geq 1 - \delta.$$

\square

C Proof of the Upper Bounds

Theorem 3.3 (restated). For the estimator $\hat{\theta}_n(\hat{\alpha}^{\text{MLE}})$ and for any $\mathbf{x} \in \mathbb{R}^d$ we have

$$\mathcal{L}(\mathbf{x}) = \mathbf{x}^\top \mathbf{M} \mathbf{x} + \mathbf{x}^\top \mathcal{T} \mathbf{x} + \sigma^2.$$

Moreover for the same estimator, with probability at least $1 - \delta$, $\delta \in (0, 1)$ we have

$$\mathcal{L}(\mathbf{x}) \leq 2 \log \left(\frac{2}{\delta} \right) \mathbf{x}^\top \mathbf{M} \mathbf{x} + \mathbf{x}^\top \mathcal{T} \mathbf{x} + \sigma^2.$$

Proof. Recall that

$$\hat{\alpha}^{\text{MLE}} = (\Psi^\top \mathbf{K}^{-1} \Psi)^{-1} \Psi^\top \mathbf{K}^{-1} \mathbf{Y}.$$

The first result follows from Lemma 5.1 where we have to give an identity for

$$\mathbb{E} \left[(\mathbf{x}^\top \mathcal{T} \Sigma^{-1} (\alpha - \hat{\alpha}^{\text{MLE}}))^2 \right] \quad (12)$$

and the missing piece is a covariance of the estimator $\hat{\alpha}^{\text{MLE}}$

$$\begin{aligned} & \mathbb{E} [(\alpha - \hat{\alpha}^{\text{MLE}})(\alpha - \hat{\alpha}^{\text{MLE}})^\top] \\ &= (\Psi^\top \mathbf{K}^{-1} \Psi)^{-1} \Psi^\top \mathbf{K}^{-1} \text{Cov}(\mathbf{Y}, \mathbf{Y}) \mathbf{K}^{-1} \Psi (\Psi^\top \mathbf{K}^{-1} \Psi)^{-1} \\ &= (\Psi^\top \mathbf{K}^{-1} \Psi)^{-1}. \end{aligned} \quad (13)$$

To prove the second result we have to give a high probability upper bound on Eq. (12).

Let $\mathbf{q} = \Sigma^{-1} \mathcal{T} \mathbf{x}$ and observe that $\mathbf{q}^\top \hat{\alpha}^{\text{MLE}}$ is Gaussian (since \mathbf{Y} is composed of Gaussian entries) with mean $\mathbf{q}^\top \alpha$ by equivalence (3), and covariance $(\Psi^\top \mathbf{K}^{-1} \Psi)^{-1}$ by Eq. (13). Then, by Gaussian concentration for any error probability $\delta \in (0, 1)$ we have

$$\mathbb{P} \left((\mathbf{q}^\top \alpha - \mathbf{q}^\top \hat{\alpha}^{\text{MLE}})^2 \geq \sqrt{2 \mathbf{q}^\top (\Psi^\top \mathbf{K}^{-1} \Psi)^{-1} \mathbf{q} \ln \left(\frac{2}{\delta} \right)} \right) \leq \delta$$

which completes the proof. \square

D Derivation of EM Steps

Recall that our goal is to solve

$$\max_{\mathcal{E}'} \int \ln(p(\boldsymbol{\vartheta}, \mathcal{D} | \mathcal{E}')) dp(\boldsymbol{\vartheta} | \mathcal{D}, \hat{\mathcal{E}}_t).$$

First, we will focus on the integral. The chain rule readily gives

$$\ln p(\Theta, \mathcal{D} | \mathcal{E}') = \ln p(\Theta | \mathcal{D}, \mathcal{E}') + \ln p(\Theta | \mathcal{E}')$$

Using the same reasoning and notation as in the proof of Proposition A.1 we get

$$\begin{aligned} \int \ln p(\boldsymbol{\vartheta} | \mathcal{D}, \mathcal{E}') dp(\boldsymbol{\vartheta} | \mathcal{D}, \hat{\mathcal{E}}_t) &= \sum_{i=1}^n \sum_{j=1}^{m_i} \left(\frac{1}{2} \log \left(\frac{1}{\sigma^2} \right) - \frac{1}{2\sigma^2} \int (Y_{i,j} - \mathbf{x}_{i,j}^\top \boldsymbol{\vartheta}_i)^2 dp(\boldsymbol{\vartheta}_i | \mathcal{D}, \hat{\mathcal{E}}_t) \right) + \text{const}(\mathcal{E}') \\ &= \sum_{i=1}^n \sum_{j=1}^{m_i} \left(\frac{1}{2} \log \left(\frac{1}{\sigma^2} \right) - \frac{1}{2\sigma^2} (Y_{i,j} - \mathbf{x}_{i,j}^\top \boldsymbol{\mu}_i)^2 - \mathbf{x}_{i,j}^\top \mathcal{T}_i \mathbf{x}_{i,j} \right) + \text{const}(\mathcal{E}') \end{aligned}$$

using the fact that $\int (Y_{i,j} - \mathbf{x}_{i,j}^\top \boldsymbol{\vartheta}_i)^2 dp(\boldsymbol{\vartheta}_i | \mathcal{D}, \hat{\mathcal{E}}_t) = (Y_{i,j} - \mathbf{x}_{i,j}^\top \boldsymbol{\mu}_i)^2 + \mathbf{x}_{i,j}^\top \mathcal{T}_i \mathbf{x}_{i,j}$ where we took $\boldsymbol{\theta}_i \sim \mathcal{N}(\boldsymbol{\mu}_i, \mathcal{T}_i)$ according to Proposition A.1.

Now we compute the expected log-likelihood of the vector of task parameters:

$$\int \ln p(\boldsymbol{\vartheta} | \mathcal{E}') dp(\boldsymbol{\vartheta} | \mathcal{D}, \hat{\mathcal{E}}_t) = \frac{n}{2} \ln \det \Sigma^{-1} - \frac{1}{2} \sum_{i=1}^n \int (\boldsymbol{\vartheta}_i - \alpha)^\top \Sigma^{-1} (\boldsymbol{\vartheta}_i - \alpha) dp(\boldsymbol{\vartheta}_i | \mathcal{D}, \hat{\mathcal{E}}_t) + \text{const}(\mathcal{E}').$$

M-step for σ^2 . Now, note that since the likelihood of the vector of task variables Θ does not depend on the parameter σ^2 we can solve for σ^2 based on the first order condition of the problem above. Differentiating the above equation with respect to σ^{-2} (and ignoring the constant) gives

$$\sum_{i=1}^n \sum_{j=1}^{m_i} (\sigma^2 - ((Y_{i,j} - \mathbf{x}_{i,j}^\top \boldsymbol{\mu}_i)^2 + \mathbf{x}_{i,j}^\top \mathcal{T}_i \mathbf{x}_{i,j})). \quad (14)$$

while setting the derivative to zero gives

$$\sigma^2 = \frac{1}{n} \sum_{i=1}^n \frac{1}{m_i} \sum_{j=1}^{m_i} ((Y_{i,j} - \mathbf{x}_{i,j}^\top \boldsymbol{\mu}_i)^2 + \mathbf{x}_{i,j}^\top \mathcal{T}_i \mathbf{x}_{i,j}). \quad (15)$$

M-step for $\boldsymbol{\alpha}$. Differentiating the objective w.r.t. $\boldsymbol{\alpha}$ (and ignoring the constant) gives $\sum_{i=1}^n \boldsymbol{\Sigma}^{-1}(\mathbb{E}[\boldsymbol{\theta}_i] - \boldsymbol{\alpha})$ from which we get

$$\boldsymbol{\alpha} = \sum_{i=1}^n \boldsymbol{\mu}_i. \quad (16)$$

M-step for $\boldsymbol{\Sigma}$. Finally, differentiating the expected log-likelihood of the vector of task parameters with respect to $\mathbf{A} = \boldsymbol{\Sigma}^{-1}$ gives

$$\sum_{i=1}^n \text{tr}(\boldsymbol{\Sigma} d\mathbf{A}) - \text{tr} \int ((\boldsymbol{\vartheta}_i - \boldsymbol{\alpha})(\boldsymbol{\vartheta}_i - \boldsymbol{\alpha})^\top d\mathbf{A}) \, dp(\boldsymbol{\vartheta}_i | \mathcal{D}, \hat{\boldsymbol{\epsilon}}_i) \quad (17)$$

from which we get

$$\boldsymbol{\Sigma} = \frac{1}{n} \sum_{i=1}^n \mathbb{E}[(\boldsymbol{\theta}_i - \boldsymbol{\alpha})(\boldsymbol{\theta}_i - \boldsymbol{\alpha})^\top]. \quad (18)$$

Finally, computing the expectation

$$\sum_{i=1}^n (\mathbb{E}[\boldsymbol{\theta}_i \boldsymbol{\theta}_i^\top] - 2\boldsymbol{\mu}_i \boldsymbol{\alpha}^\top + \boldsymbol{\alpha} \boldsymbol{\alpha}^\top) = \sum_{i=1}^n ((\boldsymbol{\mu}_i - \boldsymbol{\alpha})(\boldsymbol{\mu}_i - \boldsymbol{\alpha})^\top + \mathcal{T}_i) \quad (19)$$

shows the update for $\boldsymbol{\Sigma}$.

E Selecting λ in Biased Regression

The parameter λ is selected via random search in the following way. For each of the 50 samples of λ from log-uniform distribution on interval $[0; 100]$ we perform the following procedure to estimate the risk \hat{L} . Firstly, we split the training tasks into $K = 10$ groups $\mathcal{S}_1, \dots, \mathcal{S}_K$ of (approximately) equal size and compute the estimates $\hat{\boldsymbol{\alpha}}_k$ using the data $\mathcal{S}^{\setminus k}$ from all of the groups excluding the group k : $\mathcal{S}^{\setminus k} := \cup_{i \neq k} \mathcal{S}_i$. For each of the estimated values $\hat{\boldsymbol{\alpha}}_k$ we perform adaptation to and testing on the tasks in the group \mathcal{S}_k using the given value of λ . We split the samples of each task data $D_i \in \mathcal{S}_k$ randomly into adaptation and test sets 10 times each time such that the size of adaptation set is close to the size of adaptation sets used with the actual test data. For each of the splits we compute an estimate of the parameter vector $\hat{\boldsymbol{\theta}}_{k,i,l}$ where k is the index of the group which was not used to estimate $\hat{\boldsymbol{\alpha}}_k$, i is the index of a task data $D_i \in \mathcal{S}_k$, l is the index of a random split of the samples in that task into adaptation and test sets. With this parameter vector and using the test set of the task $D_i \in \mathcal{S}_k$ we can also estimate the loss $\hat{L}_{k,i,l}$ after which all the loss values are averaged:

$$\hat{L} = \frac{1}{K} \sum_{k=1}^K \frac{1}{|\mathcal{S}^{\setminus k}|} \sum_{i: D_i \in \mathcal{S}^{\setminus k}} \frac{1}{10} \sum_{l=1}^{10} \hat{L}_{k,i,l}.$$

At the end we select the value of λ which lead to the smallest value of \hat{L} using this cross-validation procedure.

F Generality of Posterior-Matching Algorithm

In this section we will show that any algorithm $A(\mathcal{D}, \mathbf{x})$ could be written as an algorithm that matches the form of the conditional expectation $\mathbb{E}[Y|\mathcal{D}]$:

$$A(\mathcal{D}, \mathbf{x}) = \mathbf{x}^T \mathcal{T} \Sigma^{-1} A'(\mathcal{D}, \mathbf{x}) + \sigma^{-2} \mathbf{x}^T \mathbf{X}_n^T \mathbf{Y}_n \quad (20)$$

for some other algorithm $A'(\mathcal{D}, \mathbf{x})$ that outputs a d -dimensional vector. Since $\mathbf{x} \neq 0$ we can set

$$A'(\mathcal{D}, \mathbf{x}) = \frac{\mathbf{x}}{\mathbf{x}^T \mathcal{T} \Sigma^{-1} \mathbf{x}} A(\mathcal{D}, \mathbf{x}) - \sigma^{-2} \mathbf{x}^T \mathbf{X}_n^T \mathbf{Y}_n, \quad (21)$$

plugging which into the equation above restores the original algorithm $A(\mathcal{D}, \mathbf{x})$. Therefore, without loss of generality we can assume that any algorithm has posterior matching form.

G Supplementary statements

Proposition G.1.

$$\Delta = \sigma^4 \cdot (\Sigma \mathbf{X}_n^T \mathbf{X}_n + \sigma^2 \mathbf{I})^{-1} \mathbf{A}^{-1} (\Sigma \mathbf{X}_n^T \mathbf{X}_n + \sigma^2 \mathbf{I})^{-1}$$

where

$$\mathbf{A} = \sum_{i=1}^n \mathbf{X}_i^T (\mathbf{X}_i \Sigma \mathbf{X}_i^T + \sigma^2 \mathbf{I})^{-1} \mathbf{X}_i.$$

Proof. Recall that

$$\Delta = \mathcal{T} \Sigma^{-1} (\Psi^T \mathbf{K}^{-1} \Psi)^{-1} \Sigma^{-1} \mathcal{T}$$

and observe that

$$\mathbf{K}^{-1} = \begin{bmatrix} (\mathbf{X}_1 \Sigma \mathbf{X}_1^T + \sigma^2 \mathbf{I})^{-1} & \mathbf{0} & \dots & \mathbf{0} \\ \mathbf{0} & (\mathbf{X}_2 \Sigma \mathbf{X}_2^T + \sigma^2 \mathbf{I})^{-1} & \dots & \mathbf{0} \\ \vdots & & \ddots & \vdots \\ \mathbf{0} & \mathbf{0} & \dots & (\mathbf{X}_n \Sigma \mathbf{X}_n^T + \sigma^2 \mathbf{I})^{-1} \end{bmatrix}$$

which in turn implies

$$\Psi^T \mathbf{K}^{-1} \Psi = \sum_{i=1}^n \mathbf{X}_i^T (\mathbf{X}_i \Sigma \mathbf{X}_i^T + \sigma^2 \mathbf{I})^{-1} \mathbf{X}_i.$$

On the other hand,

$$\begin{aligned} \mathcal{T} \Sigma^{-1} &= \left(\Sigma^{-1} + \frac{1}{\sigma^2} \mathbf{X}_n^T \mathbf{X}_n \right)^{-1} \Sigma^{-1} \\ &= \sigma^2 (\sigma^2 \mathbf{I} + \Sigma \mathbf{X}_n^T \mathbf{X}_n)^{-1}. \end{aligned}$$

Combining the above gives the statement. \square

Proposition 3.2 (restated). *Let $\Sigma = \tau^2 \mathbf{I}$ and suppose that $\mathbf{X}_i^T \mathbf{X}_i = m_i \mathbf{I}$. Then, for any $\mathbf{x} \in \mathbb{R}^d$ and $c > 0$,*

$$c\Delta + \mathbf{x}^T \mathcal{T} \mathbf{x} + \sigma^2 = c \cdot \frac{H_{\tau^2}}{n} \cdot \frac{\sigma^4}{(\tau^2 m_n + \sigma^2)^2} \cdot \|\mathbf{x}\|^2 + \frac{\sigma^2 \tau^2}{\tau^2 m_n + \sigma^2} \cdot \|\mathbf{x}\|^2 + \sigma^2.$$

where H_{τ^2} is a harmonic mean of a sequence $\left(\tau^2 + \frac{\sigma^2}{m_i} \right)_i^n$.

Moreover, let Σ be some PSD matrix with largest and smallest eigenvalues λ_1 and λ_d . Then for any \mathbf{x} , $\|\mathbf{x}\| \leq 1$,

$$c\mathbf{x}^T \Delta \mathbf{x} + \mathbf{x}^T \mathcal{T} \mathbf{x} + \sigma^2 \geq c \cdot \frac{H_{\lambda_d}}{n} \cdot \frac{\sigma^4}{(\lambda_1 m_n + \sigma^2)^2} \cdot \|\mathbf{x}\|^2 + \frac{\sigma^2 \lambda_d}{\lambda_d m_n + \sigma^2} \cdot \|\mathbf{x}\|^2 + \sigma^2.$$

Proof. By Proposition G.1,

$$\mathbf{x}^\top \Delta \mathbf{x} = \sigma^4 \cdot (\boldsymbol{\Sigma} \mathbf{X}_n^\top \mathbf{X}_n + \sigma^2 \mathbf{I})^{-1} \mathbf{A}^{-1} (\boldsymbol{\Sigma} \mathbf{X}_n^\top \mathbf{X}_n + \sigma^2 \mathbf{I})^{-1}.$$

First we consider a *spherical* case, that is $\boldsymbol{\Sigma} = \tau^2 \mathbf{I}$ for some $\tau^2 \geq 0$:

$$\begin{aligned} \mathbf{A}^{-1} &= \left(\sum_{i=1}^n \mathbf{X}_i^\top (\tau^2 \mathbf{X}_i \mathbf{X}_i^\top + \sigma^2 \mathbf{I})^{-1} \mathbf{X}_i \right)^{-1} \\ &\stackrel{(a)}{=} \left(\sum_{i=1}^n \mathbf{V}_i \mathbf{S}_i \mathbf{U}_i^\top \mathbf{U}_i (\tau^2 \mathbf{S}_i^2 + \sigma^2 \mathbf{I})^{-1} \mathbf{U}_i^\top \mathbf{U}_i \mathbf{S}_i \mathbf{V}_i^\top \right)^{-1} \\ &= \left(\sum_{i=1}^n \mathbf{V}_i \mathbf{S}_i (\tau^2 \mathbf{S}_i^2 + \sigma^2 \mathbf{I})^{-1} \mathbf{S}_i \mathbf{V}_i^\top \right)^{-1} \end{aligned}$$

where step (a) is given by Singular Value Decomposition (SVD) $\mathbf{X}_i = \mathbf{U}_i \mathbf{S}_i \mathbf{V}_i^\top$ for unitary matrices $\mathbf{U}_i^\top \mathbf{U}_i = \mathbf{V}_i^\top \mathbf{V}_i = \mathbf{I}$ and a rectangular zero matrix with diagonal block \mathbf{S}_i of singular values $s_{i,1} \geq s_{i,2} \geq \dots \geq s_{i,p}$. In turn, the above can be an identity:

$$\begin{aligned} \left(\sum_{i=1}^n \sum_{j=1}^p \frac{s_{i,j}^2}{\tau^2 s_{i,j}^2 + \sigma^2} \cdot \mathbf{v}_{i,j} \mathbf{v}_{i,j}^\top \right)^{-1} &= \left(\sum_{i=1}^n \frac{m_i}{\tau^2 m_i + \sigma^2} \sum_{j=1}^p \mathbf{v}_{i,j} \mathbf{v}_{i,j}^\top \right)^{-1} && \text{(Since } \mathbf{X}_i^\top \mathbf{X}_i = m_i \mathbf{I} \text{)} \\ &= \left(\sum_{i=1}^n \frac{m_i}{\tau^2 m_i + \sigma^2} \right)^{-1} \mathbf{I} \end{aligned}$$

where $\left(\sum_{i=1}^n \frac{m_i}{\tau^2 m_i + \sigma^2} \right)^{-1} = \frac{1}{\sum_{i=1}^n \frac{1}{\tau^2 + \frac{\sigma^2}{m_i}}} = \frac{H_{\tau^2}}{n}$. Next, by our isotropicity assumption observe simply that

$$\mathcal{T} \boldsymbol{\Sigma}^{-2} \mathcal{T} = (\tau^2 \mathbf{X}_n^\top \mathbf{X}_n + \sigma^2 \mathbf{I})^{-2} = (\sigma^2 + \tau^2 m_n)^{-2} \mathbf{I}$$

and

$$\mathcal{T} = \left(\frac{1}{\tau^2} + \frac{1}{\sigma^2} \mathbf{X}_n^\top \mathbf{X}_n \right)^{-1} = \frac{\sigma^2 \tau^2}{\sigma^2 + \tau^2 m_n} \cdot \mathbf{I}.$$

Now we turn our attention to the *non-spherical* case, i.e. let $\boldsymbol{\Sigma} \succeq 0$ and recall that its smallest and largest eigenvalues are denoted by λ_d and λ_1 . Then, following the same steps as before we get

$$\begin{aligned} \left(\sum_{i=1}^n \mathbf{X}_i^\top (\mathbf{X}_i \boldsymbol{\Sigma} \mathbf{X}_i^\top + \sigma^2 \mathbf{I})^{-1} \mathbf{X}_i \right)^{-1} &\succeq \left(\sum_{i=1}^n \frac{m_i}{\lambda_d m_i + \sigma^2} \right)^{-1} \mathbf{I}, \\ \mathcal{T} \boldsymbol{\Sigma}^{-2} \mathcal{T} &\succeq (\lambda_1 \mathbf{X}_n^\top \mathbf{X}_n + \sigma^2 \mathbf{I})^{-2} \succeq (\lambda_1 m_n + \sigma^2)^{-2} \mathbf{I} \end{aligned}$$

and

$$\mathcal{T} = \left(\boldsymbol{\Sigma}^{-1} + \frac{1}{\sigma^2} \mathbf{X}_n^\top \mathbf{X}_n \right)^{-1} \succeq \frac{\sigma^2 \lambda_d}{\sigma^2 + \lambda_d m_n} \cdot \mathbf{I}.$$

□