

Methods for Pruning Deep Neural Networks

Sunil Vadera¹ and Salem Ameen

University of Salford, Salford M5 4WT, Greater Manchester,

ABSTRACT

This paper presents a survey of methods for pruning deep neural networks, from algorithms first proposed for fully connected networks in the 1990s to the recent methods developed for reducing the size of convolutional neural networks. The paper begins by bringing together many different algorithms by categorising them based on the underlying approach used. It then focuses on three categories: methods that use magnitude-based pruning, methods that utilise clustering to identify redundancy, and methods that utilise sensitivity analysis. Some of the key influencing studies within these categories are presented to illuminate the underlying approaches and results achieved.

Most studies on pruning present results from empirical evaluations, which are distributed in the literature as new architectures, algorithms and data sets have evolved with time. This paper brings together the reported results from some key papers in one place by providing a resource that can be used to quickly compare reported results, and trace studies where specific methods, data sets and architectures have been used.

KEYWORDS

Deep learning, Neural networks, Pruning deep networks

1 INTRODUCTION

Deep learning and its use in high profile applications such as predicting breast cancer, where it has been shown to outperform human experts [125], have propelled interest in Artificial Intelligence to new heights, with most countries making it central to their industrial and commercial strategies for innovation [12,39].

There are many different types of deep learning networks, including convolutional neural networks (CNNs), recurrent neural networks and recursive neural networks [75,139]. Although the architecture of deep neural networks varies, they typically consist of layers of neurons that are connected to the neurons in preceding layers via weighted links. Another common characteristic of such networks is that they have a very large number of parameters that need to be learned, with networks such as ResNet50 [67] having more than 25M parameters and VGG-16 [150] having more than 138M parameters.

An obvious question, therefore, is to ask whether it is possible to develop smaller, more efficient networks without compromising accuracy? One direction of work aimed at addressing this question has been to first train a large network and then to prune and fine-tune a network. Although efforts were made in this direction in the 1980s and 90s [92,132,143], recent advances in deep learning and its potential for applications in embedded systems, has led to significant efforts aimed at developing effective algorithms for pruning deep neural networks. Figure 1 presents the growing trend in studies on pruning, with the number of studies rising from less than 5 in 2014 to about 50 in 2019.

¹ Corresponding author S.Vadera@salford.ac.uk

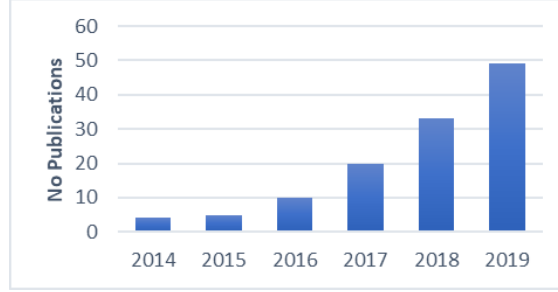


Figure 1: The chart shows the significant rise in number of publications on pruning neural networks

Thus, this paper presents a survey of recent work on pruning neural networks that can be used to understand the types of algorithms developed, appreciate the key ideas underpinning the algorithms and gain familiarity with the major approaches and issues in the field. The paper aims to achieve this goal by presenting the progressive path from the earlier algorithms to the recent work, categorising algorithms based on the approach used, and by highlighting the similarities and differences between the algorithms.

The studies on pruning methods all carry out empirical evaluations aimed at showing that one approach has superior performance on some benchmark data sets than another. These empirical evaluations have evolved as new deep learning architectures have developed, as new data sets have become available and as new pruning algorithms have been developed. This paper also provide an online resource that brings together the reported results from some key studies in one place, allowing readers to quickly compare the reported results on different architectures and data sets.

The survey found a variety of methods for reducing the size of neural networks, which can be grouped into the following categories:

1. **Magnitude based pruning methods** [21,161,162,184], that are based on the view that the saliency of weights and neurons can be determined by local measures such as their magnitude or approximated by their effect on the next layer. Weights and neurons that have the least saliency can then be removed with minimal effect on accuracy.
2. **Similarity and clustering methods** [22,61,106,145,154,185], that are based on the view that there are duplicate or similar weights which are redundant and can be pruned without impacting accuracy.
3. **Sensitivity analysis methods** [31,65,66,97,100,132], that are based on assessing the effect of removing or perturbing weights on the loss and then removing a proportion of the weights that have least impact on the accuracy.
4. **Knowledge distillation methods** [19,57,73,174], which utilise the original model, termed the Teacher, to learn a more compact new model called the Student.
5. **Low rank methods** [85,115,147] that factor a weight matrix into a product of two smaller matrices which can then be used to perform an equivalent function more efficiently than the single larger weight matrix.
6. **Quantization methods** [26,32,88,178,180], which are based on using quantization, hashing, low precision and binary representations of the weights as way of reducing the computations.
7. **Architectural design methods** [8,34,55,108,113,179,189], that utilise intelligent search and reinforcement learning methods to generate neural network architectures.
8. **Hybrid methods** [30,51,52] which utilise a combination of methods aimed at taking advantage of the cumulative compressing effects of the different types of methods.

Appendix A categories over 120 studies into these 8 categories. Given the range of studies, and availability of surveys already covering some of the above categories, this paper focuses on recent algorithms in the first

three categories for pruning. Most notably, Reed [143] provides an excellent survey of the pruning methods developed in the 1990s, prior to the deep learning era. Readers interested in the use of quantization, low rank and knowledge distillation methods are referred to the recent surveys by Lebedev et al.[94] and Cheng et al.[28] while readers interested in architectural design methods are referred to the comprehensive survey by Elskens et al. [46]. Another important direction of work, worthy of a survey in its own right, and not in the scope of this paper, is the use of variational Bayesian methods for regularization [5,54,63,82,114,153,163,177],

Figure 2 shows a selection of the methods covered in greater detail in this survey, and includes a further subcategorization of magnitude and sensitivity analysis methods. The survey found relatively few methods that utilise similarity and clustering, and further subcategorization is not useful.

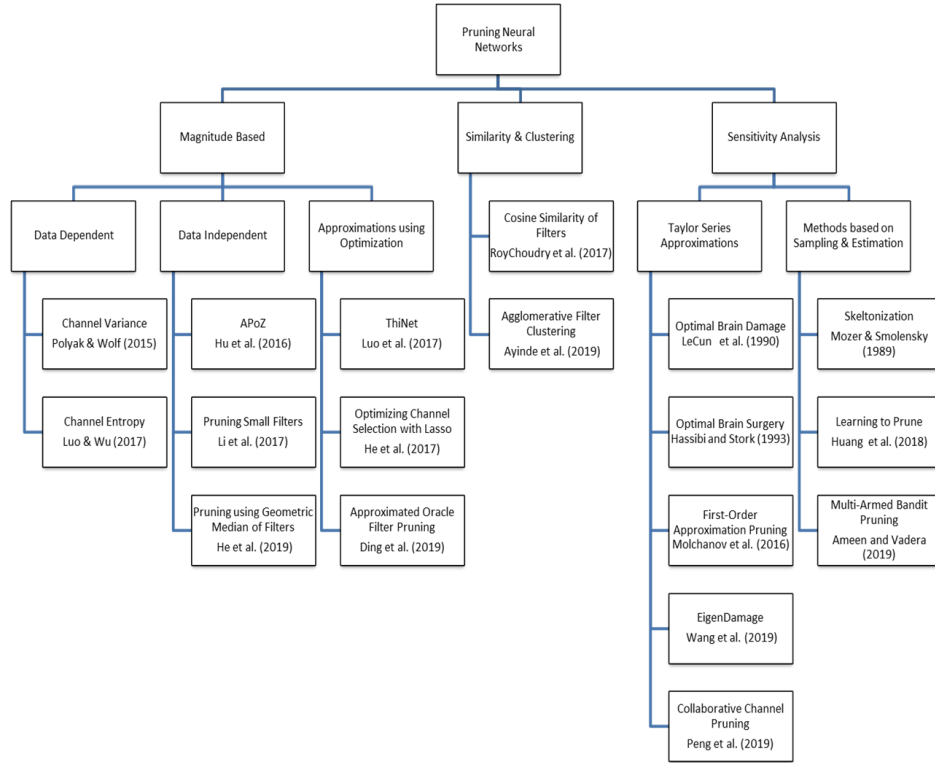


Figure 2: Magnitude and Sensitivity Analysis pruning methods grouped in terms of the approach adopted

Magnitude based methods can be subcategorised into: (i) data dependent methods that utilise a sample of examples to assess the extent to which removing weights impacts the immediate outputs in the next layer; (ii) data independent methods, that utilise measures such as the magnitude of a weight; and (iii) the use of optimisation methods to reduce the number of weights in a layer whilst approximating the function of the layer. Methods that utilise sensitivity analysis can be subcategorized into: (i) those that utilise a Taylor series approximation of the loss and (ii) those that use methods such as sampling to estimate the change in loss when weights are removed.

The rest of this paper is organised as follows. Section 2 presents the background and Sections 3 to 5 describe selected methods in the three categories: magnitude pruning, clustering and similarity and sensitivity analysis. Section 3 also includes coverage of the Lottery Hypothesis, an issue about the existence of smaller networks and fine-tuning, that cuts across the different methods. Section 6 concludes the paper with a

summary, some directions for future work and a pointer to a resource that can be used to compare the reported performance of the different methods for pruning,

2 BACKGROUND

This section introduces the background knowledge assumed in the survey.² Figure 3 shows the structure of one of the earliest deep networks, LeNet-5, developed by LeCun et. al. [33,95] for handwriting recognition.

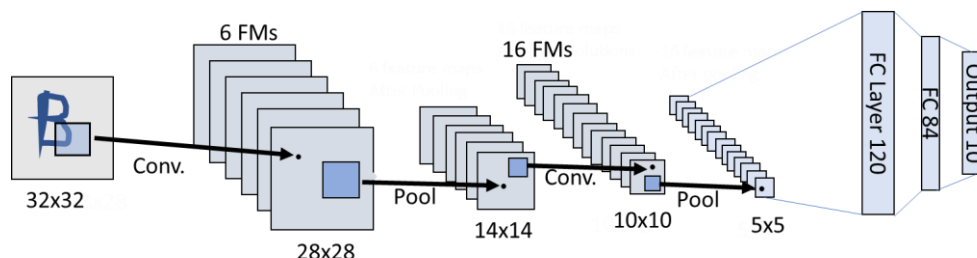


Figure 3: The LeNet-5 Network and how it processes an input image via convolutions (Conv.) and pooling operations to produce features maps (FM) and uses fully connected (FC) layers to perform classification.

LeNet-5 recognises handwritten digits by repeatedly applying convolutions and pooling operations to identify features and then utilises these as input to fully connected layers that classify the images. The pooling operation takes feature maps as input and reduces their size by applying an operation, such as the maximum value within a neighbourhood, so it does not involve use of weights. The convolution operation applies filters (or kernels) to the input channels (or feature maps) to produce the output feature maps. The filters are $k \times k$ matrices that slide over the input feature maps and convolve with the corresponding elements of the input feature maps to produce the output feature maps. The elements of a filter correspond to the weights that connect the regions in feature maps in one layer to the next and need to be learned through training. The weights, either individually or collectively as filters, are therefore the primary candidates for pruning. Appendix B summarises the notation used in this survey, which is also defined where it is used to aid readability.

The LeNet-5 model achieved impressive results on a data set known as MNIST (Modified National Institute of Standards and Technology) [96]. This success led to the development of more sophisticated architectures for more challenging tasks such as object detection and scene segmentation which have associated benchmarking data sets that have also been adopted by the pruning algorithms surveyed in this paper. Tables 1 and 2 in Appendix C provide summaries of the data sets and deep learning architectures that are referred to in the sections below.

When evaluating pruning methods, the following measures are used to compare their performance:

- The accuracy of a model is reported in terms of the proportion of times the correct classification appears first in the list of ranked results from the pruned model (top-1 accuracy) or in top 5 of the ranked list (top-5). In the sections below, unless we explicitly qualify a measure, the top-1 accuracy should be assumed.
- The effectiveness of the pruning method is often presented in terms of the compression rate; that is, the ratio of parameters before and after the model is pruned.
- The computational efficiency of the resulting model is commonly presented in terms of the Floating Point Operations (FLOPs) required to perform classification.

With this background in place, Sections 3 to 5 describe some key influential studies that bring out the features of the three categories of methods surveyed in this paper.

² Readers unfamiliar with deep neural networks are referred to tutorial accounts such as Goodfellow [54] for further details

3 MAGNITUDE BASED PRUNING

This section presents pruning methods that remove weights, nodes, and filters based on a measure of magnitude or the effect filters have on the next layer. Section 3.1 summarizes an early influential method for pruning weights and Section 3.2 presents a recent hot topic, termed the Lottery Hypothesis, that reinvestigates research on the existence of smaller networks and raises issues about fine-tuning a pruned network. Section 3.3 describes the key ideas behind methods that prune filters and feature maps.

3.1 Network Pruning of Weights

One of the first studies to utilise magnitude based pruning for deep networks is due to Han et al. (2015), who adopt a process in which weights below a given threshold are pruned [62].³ Once pruned, the network is fine-tuned and the process repeated until its accuracy begins to deteriorate.

Han et al. [62] carry out several experiments to compare the merits of their magnitude based iterative pruning method. First, they apply the pruning algorithm on the fully connected LeNet-300-100 and convolutional LeNet-5 network depicted in Figure 3, both trained on the MNIST data, and show that it is possible to reduce the number of weights by a factor of 12 without compromising accuracy. Second, they present results from applying iterative pruning to AlexNet and VGG-16 trained on the ImageNet data, and show that it is possible to reduce the number of weights by a factor of 9 and 12 respectively. Thirdly, they compare the merits of using regularisation to drive down the magnitude of weights to aid subsequent pruning. They explore regularisation with both the L_1 and L_2 norms and conclude that L_1 is better immediately after pruning (without fine-tuning), but L_2 is better if the weights of the pruned model are fine-tuned. Their experiments also suggest that the earlier layers (i.e., closer to the inputs) are the most sensitive to pruning and that iterative pruning is better than pruning the required proportion of weights in one cycle (known as one-shot pruning).

The study by Han et al. [62] is notable in that it demonstrated that it was possible to reduce the size of deep networks significantly without compromising accuracy, highlighted the benefits of iterative pruning and prompted further research on questions such as whether retraining from scratch or fine-tuning is better following pruning.

3.2 The Lottery Ticket Hypothesis

One of the most interesting observations in Han et al. [62] is that re-initialization of the weights does not lead to accurate models and, based on their trials, it was better to fine-tune the weights of the pruned model. Following on from this observation, Frankle and Carbin (2019) propose the Lottery Ticket Hypothesis which states that: a trained network contains a subnetwork, which can be trained to be at least as accurate as the original network using no more than the number of epochs used for training the original network [49]. This subnetwork is termed a winning lottery ticket, given that it was lucky to be initialised with suitable weights.

To test this hypothesis, they propose two pruning methods. First, in a one-shot method, they use magnitude pruning to prune $p\%$ of the weights, reset the remaining weights to their initial values and retrain. Second, they utilize an iterative pruning method with n cycles, with each cycle pruning $p^{1/n}$ weights using magnitude pruning. They perform experiments on the fully connected LeNet-300-100 network for the MNIST data, and variants of VGG and ResNet for the CIFAR10 data.

Their experiments on the LeNet-300-100 network prune a percent of the weights from each layer except the final layer, in which the percent pruned is reduced by half. Their results show that when iterative pruning is used: (i) a subnetwork that is only 3.6% of its original size performs just as well, (ii) random initialization of the pruned networks results in slower learning in comparison to use of the original weight initializations,

³ We use a number citation style, but include the name(date) format to highlight the date of the publication where we think it is relevant. The corresponding reference number is provided at the end of the sentence.

(iii) that the subnetworks (termed winning tickets) found, learn faster than the original network, (iv) there is continual improvement in the rate of learning as the size of the network reduces, but only up to a point, after which learning slows down and begins to regress to the performance of the original network, (v) iterative pruning tends to result in more accurate smaller networks than one-shot pruning.

The experiments on the larger networks, VGG and ResNet, show that identification of winning lotteries depends on the learning rate, with a lower rate successfully identifying winning lottery subnets, and that pruning weights over all the network, as opposed to layer by layer produces better results.

These results provide good empirical evidence for the Lottery Hypothesis and the award of a best paper prize in the 2019 International Conference on Learning Representations is indicative of the significance of the paper and the attention it has attracted.

In their paper, “Rethinking the value of network pruning”, Liu et al.(2019) challenge the claim that it is better to utilize the initial weights of a pruned model when compared with random initialization [117]. To test this, they carry out experiments on the deep neural network architectures VGG, ResNet, and DenseNet using the CIFAR 10, CIFAR 100, and ImageNet data sets. They define three types of pruning regimes: structured pruning, where the proportion of channels that are pruned per layer is predefined; automatic pruning, where the proportion of channels pruned overall is predefined but the per layer rate is determined by the algorithm; and unstructured weight pruning, where only the proportion of weights pruned is predefined. The experiments they carry out suggest that for structured and automatic pruning, random initialization is equally (if not more) effective. However, for unstructured networks, random initialization can achieve similar results on small data sets but for large scale data such as ImageNet, fine-tuning produces better results.

At first sight, the findings in Liu et al. [117] contradict the Lottery Hypothesis. However, in a follow up study, Frankle et al. [50] acknowledge that setting the weights of pruned networks to their initial values does not work well on larger networks and suggest that methods for retraining from random initializations do not work well either, except for moderate levels of pruning (up to 30%). They therefore propose setting the weights to those obtained in a later iteration of training, which they then demonstrate to be beneficial in identifying good initialization of weights for larger scale problems such as ImageNet.

The above studies focus on empirical evaluations of networks trained and used on the same data sets, and primarily on image processing classification tasks. Morcos et al.(2019) explore a number of other interesting questions [131]:

- Are the lotteries found for one image classification task transferable to other tasks?
- Are lotteries observable in other tasks, and architectures, such as for natural language processing?
- Are they transferable across different training optimizers?

To explore these questions, they carry out experiments with VGG-19 and ResNet50 using six data sets (Fashion-MNIST, SVHN, CIFAR-10, CIFAR-100, ImageNet, Places365), in which the lotteries (i.e., subnetworks with initializations) identified for one task are used for another task. Their experiments use iterative magnitude based pruning, selecting 20% of the weights over all the layers, and with late setting of weights (as proposed by in Frankle et al. [50]) . The results are interesting: in general, winning initializations carry across similar image processing tasks and winning tickets from larger scale tasks were more transferrable than the tickets from the smaller scale tasks [131]. In some cases, for example, the use of VGG-19 on the Fashion-MNIST data, the winning tickets obtained from the use of VGG-19 on the larger data sets (CIFAR100, ImageNet) performed better than those obtained directly from the Fashion-MNIST data.

Hubens et al. (2020) carry out empirical trials that confirm similar results on the size of the pruned networks [83]. They show that when a network is trained on a larger data set, such as ImageNet, and transferred and

fine-tuned for a different task, pruning can result in a smaller network than if it was trained from scratch on the new task.

Morcos et al. [131] also carry out experiments in which lottery tickets are identified using one optimizer, ADAM (adaptive moment estimation), and then utilized using a different optimizer, SGD (Stochastic Gradient Descent) with momentum, and vice versa on the CIFAR10 data. Their results suggest that, in general, the winning tickets were optimizer independent.

To test if the lottery hypothesis exists in other types of problems, Yu et al. (2019) carry out experiments on natural language processing (NLP) and control tasks in games [171]. For NLP, they utilize LSTMs for the Wikitext-2 data [126] and the Transformer models on the English to German News task (WMT'14 En2De data) [157]. The experiments were carried out with 20 rounds of iterative pruning and with one-shot pruning. A pruning rate of 20% was used and following pruning, weights were reset to those learned during a later round of training (along the lines suggested in Frankle et al. [50]). For control tasks, they utilize Reinforcement Learning (RL) and carry out experiments on fully connected networks used for 3 OpenAI Gym environments [16] and 9 Atari games that utilize convolutional networks [13].

From their results on NLP and the RL control tasks, they conclude that both iterative pruning and late setting of weights are superior in comparison to random initialization of pruned networks, with iterative pruning being essential when a significant number of weights (i.e., more than two-thirds) are pruned. For the Atari games, the results varied: in one case, it led to improvements over the original network (Berzerk game) while in another, an initial improvement was followed by a significant drop in accuracy as the amount of pruning increased (Space Invaders game), and in other cases, pruning resulted in a reduction in performance (e.g., Assault game). Thus in summary, Yu et al.'s [171] study provides some evidence that the lottery hypothesis holds for NLP tasks and for some control tasks that utilize RL.

Given the above evidence that a magnitude based iterative pruning scheme can identify good initializations, one is left wondering if alternative initializations or methods for identifying subnetworks can also be effective? Zhou et al. (2019) shed some light on this question [183]. They experiment with several different options on the MNIST and CIFAR10 data and conclude that pruning weights based on the difference between their absolute initial and final values is also an effective criteria, and that, when it comes to initializing the weights, the essential requirement is to ensure that they have the same sign. Thus, it is interesting that alternative criteria for pruning and initialization can also be effective, suggesting that our understanding of lotteries is not yet complete and more research is needed.

3.3 Pruning Feature Maps and Filters

Several authors have pointed out that although methods for pruning weights results in fewer parameters, they require specialist libraries or hardware for processing the resulting sparse weight matrices [6,37,103]. In contrast, pruning at higher levels of granularity, such as pruning filters and channels benefits from the optimizations already available in many current toolkits. This has led to a number of methods aimed at pruning feature maps and filters which are summarized in this section.

To appreciate the intuition and notation behind these methods, it is worth bearing in mind how filters are applied to the input channels to produce the output feature maps. Figure 4 illustrates the process, showing how an input image with 3 channels is taken as input and convolved with the filters to produce the 4 output feature maps.

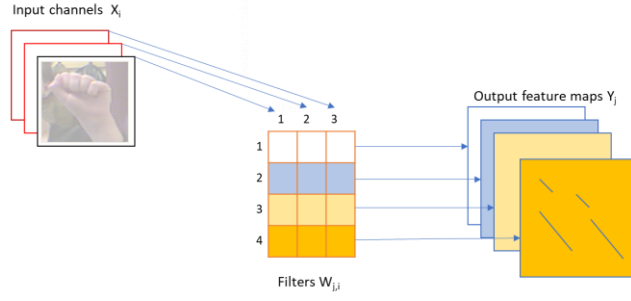


Figure 4: Illustration of how the feature maps are computed, where $W_{j,i}$ are the $k \times k$ filters used on the input channels X_i to obtain output feature maps Y_j

Given the visualisation offered by Figure 4, how can one best prune the filters and channels? The survey revealed three main directions of research:

- **Data dependent channel pruning methods**, which are based on the view that when different inputs are presented, the output channels (i.e., feature maps) should vary given they are meant to detect discriminative features. Sections 3.3.1 and 3.3.2 describe the methods that adopt this view.
- **Direct channel pruning methods**, which aim to recognise properties in the filters and output channels, such as the proportion of zeros present and low magnitude of weights. Sections 3.3.3 to 3.3.5 describe methods that take this direction.
- **Optimization based channel approximation pruning methods**, that aim to recreate the filters by using optimization methods to approximate the output feature maps, which are described in Sections 3.3.6 and 3.3.7.

3.3.1 Pruning based on variance of channels

Polyak & Wolf (2015) propose two methods for pruning channels: Inbound pruning, which aims to reduce the number of channels incoming to a filter and Reduce and Reuse pruning, which aims to reduce the number of output channels [138].

The idea behind Inbound pruning is to assess the extent to which an input channel's contribution towards the output feature maps varies, when different examples are presented as input. This assessment is done by applying the network to a sample of the images and then using the variance in a feature map due to a channel as a measure of its contribution.

More formally, given $W_{j,i}$, the j^{th} filter for the i^{th} input channel, and X_i^p , the input from the i^{th} channel for the p^{th} example, the contribution to the j^{th} output feature map, $Y_{j,i}^p$ is defined by:

$$Y_{j,i}^p = \|W_{j,i} \cdot X_i^p\|_F$$

Given this definition, the measure used to assess the variation in its contribution, $\sigma_{j,i}^2$ from the N samples is [138] :

$$\sigma_{j,i}^2 = \text{var}(\{Y_{j,i}^p \mid p = 1..N\})$$

Inbound pruning uses this measure to rank the filters $W_{j,i}$, and removes any that fall below a specified threshold.

The Reduce and Reuse pruning method focuses on assessing the variations in the output feature maps when different samples are presented. That is, the method first computes the variations in the output feature maps σ_j^2 using:

$$\sigma_j^2 = \text{var} \left(\left\| \sum_{i=1}^m Y_{j,i}^p \right\|_F \mid p = 1..N \right)$$

Where there are m input channels and N samples are used.

Reduce and Reuse then uses this measure to retain a proportion of the output feature maps and corresponding filters that results in the greatest variation.

Removal of an output feature map is problematic given it is expected as an input channel in the next layer. To overcome this, they approximate a removed channel using the other channels. That is, if Y_i, Y_i' are the outputs of a layer before and after pruning a layer respectively, the aim is to find a matrix A such that:

$$\min_A \sum_i \|Y_i - AY_i'\|_2^2$$

The matrix A is then included as an additional convolutional layer of 1x1 filters along the lines proposed by Lin et al. [111].

Polyak & Wolf [138] evaluate the above approach on the Scratch network, using the CASIA-WebFace and the Labeled Faces in the Wild (LFW) data sets. They utilize layer by layer pruning, where each layer is pruned, and the network fine-tuned before moving on to the next layer. They experiment with their two pruning methods individually and in combination, and compare the results with the use of random pruning, a low rank approximation method [176] and Fitnets, a method that uses the Knowledge Distillation approach to learn smaller networks [144]. In the experiments with the Inbound pruning method, they prune channels where $\sigma_{f,i}^2$ is below a given threshold, selected such that the overall accuracy is maintained above 84%. For the experiments with the Reduce and Reuse method, they try different levels of pruning: 50%, 75%, and 90% for the earlier layers followed by 50% for the later layers. The adoption of a lower pruning rate for the later layers follows an observation that heavy pruning of the later layers results in a marked reduction in accuracy.

The results from their experiments show that [138]: (i) the variance based methods are more effective than use of random pruning, (ii) the use of fine-tuning does help in recovering accuracy, especially in the later layers, (iii) their methods result in greater compression than use of a low rank method and the use of Fitnets when applied to the Scratch network.

3.3.2 Entropy-based channel pruning

Instead of the variance, Luo & Wu (2017) propose an entropy-based metric to evaluate the importance of each filter [122]. In their filter pruning method, if a feature map contains less information, its corresponding filter is considered less important, and could be pruned. To compute the entropy value of a particular feature map, Luo & Wu [122] first sample the data and obtain a set of feature maps for each filter. Each feature map is reduced to a point measure using a global average pooling method, and the set of measures associated with each filter are discretized into q groups. The entropy of a filter, H_j , is then used to assess the discriminative power of a filter [122]:

$$H_j = - \sum_{i=1}^q P_i * \log(P_i)$$

Where P_i is the probability of an example being in group i .

They explore both one-shot pruning followed by fine-tuning and layer wise pruning in which they fine-tune with just one or two epochs of learning immediately after pruning a layer. Their layer wise strategy is an interesting compromise between fully fine-tuning after pruning each layer, which can be computationally expensive, and only fine-tuning at the end, which can fail to take account of the knock on effects of pruning previous layers.

They evaluate the merits of the entropy-based pruning method by applying it to VGG-16 and ResNet-50 on the ImageNet data. For VGG-16, they focus on the first 10 layers and, also replace the fully connected layers

by use of average pooling to obtain further reductions, leading to a 16.6 fold reduction in size, although this is at the expense of a 1.56% reduction in accuracy in comparison to the original network. They also compare their results on VGG-16 with those obtained by Han et al.’s. [62] magnitude pruning method (described in Section 3.1) and Hu et al.’s [78] APoZ method (c/f Section 3.3.3). Their results suggest that: (i) the entropy-based method achieves more than a 16 fold compression, (ii) use of Han et al.’s magnitude pruning method (Section 3.1) results in a 13 fold compression, and (iii) APoZ results in a 2.7 fold compression. However, it should be noted that the higher compression rate achieved by the use of entropy includes the reduction due to the replacement of the fully connected layers by average pooling, without which the use of the entropy-based method leads to a lower compression rate than APoZ (Table 3 in [122]).

3.3.3 APoZ: Network trimming based on zeros in a channel

In contrast to the use of samples of data to compute the variance of a feature map or its entropy, Hu et al. (2016), suggest a direct method that is based on the view that the number of zeros in an output feature map is an indication of its redundancy. Based on this view, they propose a method that uses the average number of zero activations (APoZ) in a feature map after the ReLU mapping as a measure of the weakness of a filter that generates the feature map [78].

Their experiments are with LeNet-5 on MNIST and VGG-16 on ImageNet and aimed at first finding the most appropriate layers to prune and then to iteratively prune these layers in a bespoke way that maintains or improves accuracy. Following pruning, they experiment with both retraining from scratch and fine-tuning the weights and prefer the latter given better results.

For LeNet-5, Hu et al. [78] observe that most of the parameters (over 90%) are in the 2nd convolution layer and the first fully connected layer and hence they focus on pruning these two layers in four iterations of pruning and fine-tuning, resulting in the size of the convolutional layer reducing from 50 to 24 filters and the number of neurons in the fully connected layer reducing from 500 to 252. Overall, this represents a compression rate of 3.85.

For VGG-16, they also focus on one convolutional layer that has 512 filters and a fully connected layer with 4096 nodes. After 6 iterations, they are able to reduce these to 390 filters and 1513 nodes, achieving a compression rate of 2.59.

3.3.4 Pruning small filters

Li et al. (2017) extend the idea of magnitude pruning of weights to filters by proposing the removal of filters that have the smallest absolute sum among the filters in a layer [103]. That is, if the filters for producing the j^{th} feature map are $W_{j,i} \in \mathbb{R}^{k \times k}$ and m is the number of input feature maps, then the magnitude of the j^{th} filter is defined by:

$$s_j = \sum_{i=1}^m \|W_{j,i}\|_1$$

Once the s_j are computed, a proportion of the smallest filters together with their associated feature maps and filters in the next layer are removed. After a layer is pruned, the network is fine-tuned, and pruning is continued layer by layer.

To test this approach, they carry out experiments on VGG-16 and ResNet-56/110 on CIFAR-10 and ResNet-34 on ImageNet. By analyzing the sensitivity of the layers through experimentation, they determine appropriate pruning ratios for each layer that would not compromise accuracy significantly. Overall, for VGG-16, they are able to prune the parameters by 64%. A significant proportion of this pruning is in layers 8 to 13 which consist of the smaller filters (2x2 and 4x4), which they notice can be pruned by 50% without affecting accuracy. The level of pruning for the other networks is more modest, with the best pruning rate

for ResNet-56 and ResNet-110 on CIFAR-10 being 3.7% and 32.4% respectively, and for ResNet-34 on ImageNet being 10.8%.

They also compare their approach with the variance-based method proposed by Polyak & Wolf (2015) (Section 3.3.1) and conclude that use of the above measure over filters performs at least as well but without the additional need to compute the feature maps via samples of the data.

3.3.5 Pruning filters based on geometric median

He et al. (2019) point out that pruning based on the magnitude of filters assumes that there are some small filters and that the spread of magnitude is wide enough to adequately distinguish those filters that contribute from those don't contribute [70]. So, for example, if most of the weights are small, one could end up removing a significant number of filters and if most of the filters have large values, no filters would be removed, even though there may be filters that are relatively small. Hence, they propose a method based on the view that the geometric median of the filters shares most of the information common in the other filters and hence a filter that is close to it can be covered by the other filters if deleted. Computing the geometric median can be time-consuming, so they approximate its computation by assuming that one of the filters will be the geometric mean. Their pruning strategy is to prune and fine-tune repeatedly using a fixed pruning factor for all layers.

They carry out an evaluation with respect to several methods including pruning small filters (Section 3.3.4), ThiNet (Section 3.3.6), Soft filter pruning [69], and NISP [172]. These methods are evaluated on ResNets trained on the CIFAR-10 and ImageNet data, with pruning rates of 30 and 40 percent. In general, the drop in accuracy is similar across the different methods, though there is a significant reduction in FLOPS when using the geometric median method on ResNet-50 (53.5%) compared to the other methods (e.g., ThiNet 36.7%, Soft filter pruning 41%, NISP 44%).

3.3.6 ThiNet and AOF: Identifying weak channels

Luo et al. (2017) formulate the pruning task as an optimization problem in which the objective is to find the subset of input channels that can best approximate the output feature maps, given that the size of the subset should lead to a given compression rate [124]. The channels not in the subset and their corresponding filters can then be removed. Solving the optimization problem is computationally challenging, and hence they resort to use of a greedy algorithm that finds a channel that contributes the least, adds it to the list to be removed, and repeats the process with the remaining channels until the number of channels selected equals the number to be pruned. Once a subset of filters to be retained is identified, their weights are obtained by use of least squares to find the filters W that minimize [124]:

$$\sum_{i=1}^m (Y_i - W^T \cdot X_i)^2$$

Where Y_i are the m sampled points in the output channels and X_i their corresponding input channels.

They evaluate their approach in two sets of experiments. In the first, they adapt VGG-16, replacing the fully connected layers by global average pooling (GAP) layers, apply it to UCSD-Birds data and then prune it using ThiNet, APoZ and the pruning small filters method. Their results show there is less degradation in accuracy with ThiNet relative to ApoZ, which in turn, is better than the use of the pruning small filters method as the number of FLOPS is reduced.

In their second set of experiments, they utilize VGG-16 and ResNet-50 trained on the ImageNet data. For VGG-16, their procedure involves pruning a layer and then minor fine-tuning with one epoch of training with an additional epoch at the end of each group of convolutional layers and a further 12 epochs of fine-tuning after the final layer. When ThiNet is used on the first 10 convolutional layers, with a pruning rate of 50%, it

improves accuracy by over 1% and reduces the parameters by 5%. With the use of GAP, ThiNet, reduces the number of parameters by about 94% at the expense of a 1% reduction in top-1 accuracy. For ResNet, ThiNet is applied on the first two convolutional layers of each residual block, keeping the output dimensions of the blocks the same. After pruning each layer, one epoch of fine-tuning is performed, and 9 epochs are used for fine-tuning at the end. The results show that ThiNet is able to halve the number of parameters with a 1.87% loss in top-1 accuracy.

Ding et al. (2019) propose a similar method to ThiNet, called Approximated Oracle Filter Pruning (AOF), which aims to identify the subset of filters, which if removed, will have the least effect on the feature maps in the next layer [42]. However, whereas, the search procedure adopted in ThiNet uses a greedy bottom up approach, AOF adopts a top-down binary search in which half of the filters in a layer are randomly selected and set to be pruned. The effect of removing these filters on the feature map produced in the next layer is measured and recorded against each filter that is set as pruned. This process is repeated for different random selections, and the average effect per filter used as an indication of the effect of removing a filter. The top 50% of the filters that would result in the worst effect if removed are retained and the process repeated unless this would result in an unacceptable reduction in accuracy. In comparison to ThiNet, and other methods, AOF does not require the rate of pruning to be fixed in advance of pruning a layer.

AOF is evaluated by pruning AlexNet, VGG and ResNet trained on the CIFAR-10 and ImageNet data. In comparison to ThinNet, and several other pruning methods (i.e., Network Slimming, [120], pruning using agents [81], online filter weakening [81], NISP [172], Optimizing channel pruning, Section 3.3.7 [68], SPP [160], Autopruner [123], ISTA [169]) the evaluation shows that AOF is capable of more significant reductions in FLOPS without compromising accuracy.

3.3.7 Optimizing channel selection with LASSO regression

He et al. (2017) also formulate channel selection as an optimization problem [68]. Given an output channel Y , obtained by applying a filter W_i to the m input channels X_i :

$$Y = \sum_{i=1}^m X_i W_i^T$$

They defined the task as one to optimize [68]:

$$\begin{aligned} & \arg \min_{\beta, W} \frac{1}{2} \left\| Y - \sum_{i=1}^c \beta_i X_i W_i^T \right\|_F^2 \\ & \text{subject to: } \|\beta\|_0 \leq p \end{aligned}$$

Where p indicates the number of channels retained and $\beta_i \in \{0,1\}$ indicates the retention or removal of a channel.

In contrast to ThiNet, which adopts a greedy heuristic to solve this optimization problem, He et al. [68] relax the problem from L_0 to a L_1 regularization and utilize LASSO regression to solve :

$$\begin{aligned} & \arg \min_{\beta, W} \frac{1}{2} \left\| Y - \sum_{i=1}^c \beta_i X_i W_i^T \right\|_F^2 + \lambda \|\beta\|_1 \\ & \text{subject to: } \|\beta\|_0 \leq p \end{aligned}$$

Following the selection of the channels (i.e, the β_i), He et al. [68] utilize least squares to obtain the revised weights in a manner similar to the approach adopted in ThiNet (Section 3.3.6).

They carry out empirical evaluations on VGG-16, ResNet-50 and a version of the Xception network, trained on the CIFAR-10 and ImageNet data. They also explore the extent to which the pruned models can be used for transfer learning by using them for the PASCAL VOC 2007 object detection task.

In the first set of experiments, He et al. [68] evaluate their method on single layers of VGG-16 trained on CIFAR-10, without any fine-tuning, and show that their algorithm maintains top-5 accuracy better than the method of pruning small filters ([103], Section 3.3.4). They also include results from a naïve method that selects the first k feature maps and show that, for some layers (e.g. conv3_3 in VGG-16), this sometimes performs better than the method of pruning small filters, highlighting a potential weakness of magnitude-based pruning.

In a second set of experiments, with VGG-16 on CIFAR-10, they apply their method on the full network, using bespoke pruning ratios for the layers and fine-tuning to achieve 2, 4 and 5 fold improvements in speed, resulting in drops of top-5 accuracy of 0%, 1%, and 1.7% respectively. In comparison, the method for pruning small filters results in larger drops of 0.8%, 8.6% and 14.6%.

The experiments on ResNet-50 adopt bespoke pruning rates per layer, retaining 70% of layers that are very sensitive to pruning, and 30% of the less sensitive layers. The top-5 accuracy results on ImageNet show a two-fold improvement in run-time at the expense of a 1.4% drop in accuracy compared to a baseline accuracy of 92.2%, while the results on the Xception network show a drop of 1% in accuracy from a baseline of 92.8%.

The experiment on the use of a pruned version of a VGG-16 model applied on the PASCAL VOC 2007 object detection benchmark results in a 2-fold increase in speed with a 0.4% drop in average precision.

4 PRUNING BASED ON SIMILARITY AND CLUSTERING

Several authors have identified the potential for removing similar parameters that might unnecessarily duplicate functionality [61, 109, 145, 151, 154]. Sections 4.1 and 4.2 describe two relatively recent studies that illustrate how measures of similarity and clustering can be used for pruning.

4.1 Use of Cosine Similarity to Identify Duplicates

RoyChoudry et al. (2017) propose the use of cosine similarity to identify similar filters [145]. Given two filters with weights W_i , W_j , the similarity metric, $S_{i,j}$, they use is the cosine dot product:

$$S_{i,j} = \frac{W_i}{\|W_i\|} \cdot \frac{W_j}{\|W_j\|}$$

They carry out experiments with both a multilayer perceptron (MLP) and a CNN for the CIFAR-10 data. The MLP has three layers: the first two are fully connected layers and the third is a softmax layer with 10 nodes representing the class. The CNN has two convolution layers, each followed by a ReLU, and a 2x2 max pooling layer. The convolutional layers are followed by two fully connected layers to perform the classification. In both cases, the first layer is varied with 100, 500 and 1000 units (nodes or filters) to explore the occurrence of similar filters as the number of filters increases and as the threshold for considering filters as similar increases.

Their experiments compare the use of their method with the pruning small filters method (Section 3.3.4), and their main finding is worth noting, namely that use of similarity performs better for MLPs as the number of nodes in the first layer increases, presumably because of overparameterization leading to an increased number of similar weights, but that the small filters method performs just as well when it comes to pruning CNNs.

4.2 Clustering Filters to Identify Redundancies

Ayinde et al. (2019) also propose the use of clustering methods to identify distinct filters [6]. They first utilize an agglomerative hierarchical clustering method to group similar filters and then randomly select one filter from each cluster and remove the rest from the network. Agglomerative clustering works in a bottom up manner, starting with individuals in clusters and repeatedly merging clusters that are considered similar. A measure of similarity between two clusters determines whether two clusters are merged.

They carry out various experiments with VGG-16 on CIFAR-10 and ResNet-34 on ImageNet. First, they consider the effect of varying the threshold of similarity at which two clusters are merged and, confirm that as the requirement for similarity reduces, the number of clusters (and filters) also reduces.

For the trial on VGG-16 with the CIFAR-10 data, they show that, once an optimal value for the threshold for similarity is determined, their method achieves both a better pruning rate and accuracy than other methods, including pruning of small filters (Section 3.3.4), network sliming, a method that uses regularization to identify weak channels [120], and try-and-learn, a method that uses sensitivity analysis (c/f Section 5.6).

5 SENSITIVITY ANALYSIS METHODS

The primary goal of pruning is to remove weights, filters and channels that have least effect on the accuracy of a model. The magnitude and similarity based methods described above address this goal implicitly, by using properties of weights, filters and channels that can affect accuracy. In contrast, this section presents methods that use sensitivity analysis which aim to model the effect of perturbing the weights on the loss function.

Section 5.1 begins with a description of Skeletonization, one of the first studies to propose the use of sensitivity analysis. Sections 5.2 and 5.4 present the development of a line of research that approximates the effect of perturbing the weights on the loss function using the Taylor Series, from the earliest work which developed methods for MLPs to the more recent research that is aimed at pruning CNNs.

Although the use of Taylor series approximations has dominated this category of methods, new sensitivity analysis methods are emerging, and Sections 5.5 and 5.6 describe two approaches that have potential: one that suggests use of agents that learn which filters to prune and another that adopts the use of multi-armed bandits.

5.1 Pruning Nodes with Skeletonization

Skeletonization [132], a method proposed by Mozer and Smolensky (1989), was one of the earliest approaches to pruning nodes from a neural network. To calculate the effect of removing nodes, Mozer and Smolensky [132] introduced the notion of attentional strength to denote the importance of nodes when computing the activations. Given the attentional strengths of the nodes, α_i , the output, y_j from node j , can be defined by:

$$y_j = f\left(\sum_i w_{ji} \alpha_i y_i\right)$$

Where f is a sigmoid function.

The importance or relevance of a node ρ_i can then be defined in terms of the difference in loss when α_i is set to zero and when it is set to one and can be approximated by the derivative of the loss with respect to the attentional strength α_i :

$$\rho_i = \mathcal{L}_{\alpha_i=0} - \mathcal{L}_{\alpha_i=1} \approx -\frac{\partial \mathcal{L}}{\partial \alpha_i} \Big|_{\alpha_i=1}$$

Although Mozer and Smolensky [132] attempted to utilize the quadratic loss function for the purposes of training, they concluded that it did not perform well when computing ρ_i given that the outputs and targets were close following training. They therefore adopted a linear loss function when computing ρ_i :

$$\sum_{p,j} |t_j^p - y_j^p|$$

Where t_j^p are the targets for output unit j for example (pattern) p , and y_j^p are the corresponding outputs from the network.

In addition, they noticed that the $\partial \mathcal{L}(t) / \partial \alpha_i$ were not stable with time, so they used a weighted average measure of the relevance $\hat{\rho}_i$:

$$\hat{\rho}_i(t+1) = 0.8\hat{\rho}_i(t) + 0.2 \frac{\partial \mathcal{L}(t)}{\partial \alpha_i}$$

Mozer and Smolensky [132] present a number of small but very interesting experiments. These include generating examples where the output is correlated to four inputs, A,B,C, and D, with full correlation on A and reducing to no correlation with D. They provide this as input to a network with one hidden node and following training they observe that the weights from the inputs to the hidden node follow the correlations, although the relevance measure only shows input node A as important, providing some reassurance that the measure is different from the weights. In another example, they develop a network to model a 4-bit multiplexor network, which has 4 bits as input and two bits to control which of the 4 bits is output. They try two network configurations: in the first, they utilize 4 hidden nodes and in the second they utilize 8 hidden nodes and use skeletonization to reduce its size to 4 hidden nodes. When limiting training to 1000 epochs, they find that starting with 4 hidden nodes initially, results in failure to converge in 17% of the cases, while beginning with 8 hidden layer nodes followed by skeletonization converges in all the cases and, also retains accuracy. This appears to be one of the first demonstrations that, to begin, it may be necessary to overparameterize a network in order to find winning lotteries.

5.2 Pruning Weights with OBD and OBS

Several studies have utilized the Taylor series to approximate the effect of weight perturbations on the loss function [66,97,159]. Given the change in weights ΔW , a Taylor Series approximation of the change in loss $\Delta \mathcal{L}$, can be stated as [14]:

$$\Delta \mathcal{L} = \frac{\partial \mathcal{L}}{\partial W} \Delta W + \frac{1}{2} \Delta W^T H \Delta W + O(||\delta W||^3)$$

Where H is a Hessian matrix whose elements are the second order derivatives of the loss with respect to the weights:

$$H_{ij} = \frac{\partial^2 \mathcal{L}}{\partial w_i \partial w_j}$$

Most methods that adopt this approximation assume that the third order term is negligible. In Optimal Brain Damage (OBD), LeCun et al. (1990), also assume that the first order term can be ignored given that the network will have been trained to achieve a local minima, resulting in a simplified quadratic approximation [97]:

$$\Delta \mathcal{L} = \frac{1}{2} \Delta W^T H \Delta W$$

Given the large number of weights, computing the Hessian is computationally expensive, so they also assume that the change in loss can be approximated by the diagonal elements of the Hessian, resulting in the following measure of the saliency s_k of a weight w_k [97]:

$$s_k = \frac{H_{kk} w_k^2}{2}$$

Where the second order derivatives, H_{kk} are computed in a manner similar to the way the gradient is computed in backpropagation.

Hassibi et al. (1993) argue that ignoring the non-diagonal elements of a Hessian is a strong assumption, and propose an alternative pruning method, called Optimal Brain Surgeon (OBS) that aims to take account of all the elements of a Hessian [64,65].

Using a unit vector, e_m , to denote the selection of the m^{th} weight as the one to be pruned, OBS reformulates pruning as a constraint-based optimization task:

$$\begin{aligned} \min_{\delta w} \left\{ \frac{1}{2} \delta w^T \cdot H \cdot \delta w \right\} \\ \text{subject to } e_m^T \cdot \delta w + \delta w_m = 0 \end{aligned}$$

Formulating this with a Lagrangian multiplier, λ , the task is to minimize:

$$\frac{1}{2} \delta w^T \cdot H \cdot \delta w + \lambda (e_m^T \cdot \delta w + \delta w_m)$$

By taking derivatives and utilizing the above constraint, Hassibi et al. [64,65] show the saliency, s_k of weight w_k can be computed using:

$$s_k = \frac{1}{2} \frac{w_k^2}{[H^{-1}]_{k,k}}$$

Hassibi et al. [64] show that on the XOR problem, modelled using a MLP network with 2 inputs, 2 hidden layer nodes and one output, OBS is better at detecting the correct weights to delete than OBD or magnitude pruning. They also show that OBS is able to significantly reduce the number of weights required for neural networks trained on the Monks problems [155] and for NetTalk [148], one of the classical applications of neural networks, it is able to reduce the number of weights required from 18000 to 1560.

5.3 Pruning Feature Maps with First-Order Taylor Approximations

In contrast to the methods described in Section 5.2, which focus on the effect of removing weights in a fully connected network, Molchanov et al. (2016) introduce a method that is based on using the Taylor series to model what happens if a feature map is removed [129]. However, in contrast to OBD and OBS, which assume that the first order term can be ignored, they adopt a first order approximation, ignoring the higher order terms, primarily on grounds of computational complexity. Using a first order approximation seems odd given the convincing argument for ignoring these terms when developing OBD and OBS; however Molchanov et al. [129] argue that although the first order gradient tends to zero, the expected value of the change in loss is proportional to the variance, which is not zero and is a measure of the stability as a local solution is reached. Given a feature map with N elements $Y_{i,j}$, the first order approximation using the Taylor series leads to the following measure of the absolute change in loss [129]:

$$\Delta \mathcal{L}(Y) = \left| \frac{1}{N} \sum_{i,j} \frac{\partial \mathcal{L}}{\partial Y_{i,j}} Y_{i,j} \right|$$

The scale of this measure will vary in different layers, and Molchanov et al. [129] therefore apply L_2 normalization within each layer when utilizing the measure to select features maps over all the layers of a network.

The pruning process they adopt involves selecting a feature map using the measure, pruning it, and then fine-tuning the network before repeating the process until a stopping condition, that takes account for the need to reduce the number of FLOPs while maintaining accuracy, is met.

Their experiments reveal a number of interesting findings:

- From experiments on VGG-16 and AlexNet on the UCSD-Birds and Oxford-Flowers data, they show the features maps selected by their criteria correlate significantly more closely to those selected by an oracle method than OBD and APoZ. On the ImageNet data, they find that OBD correlates best when AlexNet is used.
- In experiments on transfer learning, where they fine-tune VGG-16 on the UCSD-Birds data, they present results showing that their method performs better than APoZ and OBD as the number of parameters pruned increases. In an experiment in which AlexNet is fine-tuned for the Oxford Flowers data, they show that both their method and OBD perform better than APoZ.
- In a striking example of the potential benefits of pruning, they demonstrate their method on a network for recognizing hand gestures [130] which requires over 37 GFLOPs for a single inference but which after pruning and fine-tuning, requires 3G FLOPs, all be it with a 2.6% reduction in accuracy.

In a follow up publication, Molchanov et al. (2019) acknowledge some limitations of the above approach [128]; namely that assuming that all layers have the same importance does not work for skip connections (used in the ResNet architecture) and that assessing the impact of changes in feature maps leads to increases in memory requirements [128]. They therefore propose an alternative formulation, also using a Taylor series approximation, but based on estimating the squared loss due to the removal of the m^{th} parameter:

$$(\Delta\mathcal{L}_m)^2 = (g_m w_m + \frac{1}{2} w_m H_m W)^2$$

Where g_m is the first order gradient $\frac{\partial \mathcal{L}}{\partial w_m}$ and H_m is the m^{th} row of the Hessian matrix.

The measure of importance of a filter is then obtained by summing the contributions, $(\Delta\mathcal{L}_i)^2$, due to each parameter in a filter.

The pruning algorithm employed proceeds as follows. In each epoch, they utilize a fixed number of mini-batches to estimate the importance of each filter and then, based on their importance, a predefined number of neurons is removed. The network is then fine-tuned, and the process repeated until a pruning goal, such as the desired number of filters or a limit for an acceptable drop in accuracy is reached.

Molchanov et al. [128] carry out initial experiments on versions of the LeNet and ResNet networks on the CIFAR-10 data, using both the second and first order approximations (just the first term, $g_m w_m$ in the above equation) and given that the result from these two alternatives both correlate well with an oracle method, they utilize the first-order measure which is significantly more efficient to compute.

In experiments with versions of ResNet, VGG, and DenseNet on the ImageNet data, they consider the effect of using the measure of importance at points before and after the batch normalization layers, and conclude that the latter option results in greater correlation with an oracle method. The results from their method show that it works especially well on pruning ResNet-50 and ResNet-34, outperforming the results from ThiNet and NISP. The reported results for other networks are also impressive, with their method able to prune 76%

of the parameters in VGG with a 0.19% loss in accuracy and able to reduce the number of parameters in DenseNet by 43% at the expense of a 0.29% reduction in accuracy.

5.4 Pruning Feature Maps with Second-Order Taylor Approximations

The methods described in Section 5.3 assume minimal interaction across channels and filters. This section summarizes recent pruning methods that aim to take account of the effect of the potential dependencies amongst the channels and filters.

In a method called EigenDamage [159], that also utilizes the Taylor series approximation, Wang et al. (2019), revisit the assumptions made by OBD and OBS when approximating the Hessian. To motivate their method, they begin by illustrating that although OBS is better than OBD when pruning one weight at a time, it is not necessarily superior when pruning multiple weights at a time. This is primarily because OBS does not correctly model the effect of removing multiple weights, especially when they are correlated. To avoid this problem, they take a different approach to estimating the Hessian. First, they utilize a Fisher Information Matrix to approximate the Hessian and then they utilize a method, proposed by Martens and Grosse [58], to represent a Fisher Matrix by a Kronecker Factored Eigenbasis (KFE). This reparameterization allows pruning to be done in a new space in which the Fisher Matrix is approximately diagonal. Pruning can thus be done by first mapping the weights to a KFE space in which they are approximately independent, and then mapping back the results to the original space.

EigenDamage is evaluated on VGG, and ResNet on the CIFAR10, CIFAR100 and the Tiny-ImageNet data. Experiments are carried out with one-shot pruning where fine-tuning is performed at the end and with iterative pruning in which fine-tuning is performed after each cycle. In both cases, the results show that EigenDamage outperforms adapted versions of OBD, OBS and Network slimming [120].

Peng et al. (2019) also utilize a Taylor series approximation to develop a Collaborative Channel Pruning (CCP) method that is based on a measure of the impact of a combination of channels [137]. Given a mask β , where $\beta_i = 1$ indicates the retention of a channel and $\beta_i = 0$ indicates a channel to be pruned, they formulate the task as one to find the β_i that minimize the loss \mathcal{L} [137]:

$$\mathcal{L}(\beta, W) = \mathcal{L}(W) + \sum_{i=1}^{c_o} (\beta_i - 1) g_i^T w_i + \frac{1}{2} \sum_{i=1, j=1}^{c_o} (\beta_i - 1)(\beta_j - 1) w_i^T H_{i,j} w_j$$

Where g_i are the first order derivatives of the loss with respect to the weights in the i^{th} output channel, $H_{i,j}$ are Hessians, and c_o denotes the number of output channels.

By setting $u_i = g_i^T w_i$ and $s_{i,j} = \frac{1}{2} w_i^T H_{i,j} w_j$, the above equation can be written as the following 0-1 quadratic optimization problem [137]:

$$\begin{aligned} \min_{\beta_i} \quad & \sum_{i=1}^{c_o} u_i (\beta_i - 1) + \sum_{i=1, j=1}^{c_o} s_{i,j} (\beta_i - 1)(\beta_j - 1) \\ \text{subject to: } \quad & \|\beta\|_0 = p \text{ and } \beta_i \in \{0,1\} \end{aligned}$$

Where p denotes the number of channels to be retained in a layer.

They note that the gradients g_i and hence u_i can be computed in linear time. However, given the complexity of computing the Hessian matrices, they derive first order approximations for the loss functions, which they adopt when computing $s_{i,j}$. To solve the quadratic optimization problem, they relax the constraint to $\beta_i \in [0,1]$ and use a quadratic programming method to find the β_i which are used to select the top p channels to retain. They apply the optimization process on each layer to obtain the masks β_i , use these to prune and then perform fine-tuning at the end.

An empirical evaluation of CCP is carried out using ResNet models for the CIFAR10 and ImageNet data, and the results compared to several methods including pruning small filters (Section 3.3.4), ThinNet (Section 3.3.2), optimizing channel pruning (Section 3.3.7), Soft filter pruning [69], NISP [172], and AutoML [71].

For CIFAR10, the experiments are carried out with a pruning rate of 35% and 40%, and in each case, CCP has a smaller drop in accuracy (0.04% and 0.08% respectively) than the other methods, with the exception of Li et al's [103] method for pruning small filters which results in a small improvement in accuracy (0.02%). However, the pruning small filters method has a much lower reduction in the FLOPS (27.6%) in comparison to CCP (52.6%). The comparative results for ImageNet have a similar pattern, showing that for similar reductions in FLOPS, CCP has less of a drop in accuracy than the other methods.

It's worth noting, that like EigenDamage, CCP is able to obtain good results without the need for an iterative process that uses fine-tuning after pruning each layer.

5.5 Learning to Prune Filters via Agents

Huang et al. (2018) propose the use of agents, one for each layer, that aim to learn which filters to prune [81]. Each agent takes the form of a neural network that takes the filters in a layer as input and learns an output β where $\beta_i = 1$ denotes that the i^{th} filter should be retained and $\beta_i = 0$ indicates that the i^{th} filter should be pruned.

The networks modelling the agents are trained to find the most effective filters to prune by maximizing a reward function that is a product of two functions, one measuring the performance ψ and another representing the relative size of the model φ . Given E , the set of validation examples, the performance p^* of the network prior to pruning, and b , the reduction in accuracy that can be tolerated, the reward R is defined by [81]:

$$R(\beta, E) = \psi(\beta, E, b, p^*) * \varphi(\beta)$$

Where ψ , the measure of performance is defined by:

$$\psi(\beta, E, b, p^*) = \frac{(b - (p^* - p))}{b}$$

And, φ , the measure of the relative size is defined by :

$$\varphi(\beta) = \log \left(\frac{|\beta|}{\|\beta\|_0} \right)$$

To train the agents, they use a try and learn approach, where sample settings of β are tried on the network and their corresponding reward computed to provide a set of examples needed for training the agents using a policy gradient method [164].

Like the other studies, their empirical evaluations are on classification tasks with VGG and ResNet on CIFAR10. They also evaluate their approach on a semantic segmentation task with the FCN-32s network on the PASCAL VOC data and the SegNet network on the CamVid data.

For VGG, they experiment with different values of the tolerance b and the results show that, as this increases from 0.5 to 2, the pruning ratio increases from 83.3% to 92.8%, and the drop in accuracy increases from 0.6 to 3.4%. In comparison, for the method of pruning small filters (Section 3.3.5), the drop in accuracy for the corresponding pruning rates is larger, increasing from 0.6% to 6.4%. For ResNet, which is a much larger and more efficient network, the pruning rate increases from 27.1 to 78.4% with a drop in accuracy from 0.3

to 2.9%, while the corresponding drop with the pruning small filters method is more dramatic, increasing from 1.3 to 21.0%.

In their evaluation for the semantic segmentation task, Huang et al. [81] experiment with b set to 2, which results in pruning 63.7% of the filters in FCN-32s but with a drop in accuracy of 1.3%, . For SegNet, their algorithm is able to prune 56.9% of the parameters and improve accuracy by 2.1%. In contrast, the pruning small filters method results in a drop in accuracy of at least 3% for both networks.

5.6 Multi-Armed Bandits for Pruning

Ameen and Vadera (2019) propose an alternative framework in which multi-armed bandits (MABs) are proposed for assessing which weights and filters should be pruned [2,3]. MABs refers to a framework that is based on modelling a gambler who faces a collection of slot machines and needs to select which machines to play in order to maximize returns. Prior to each lever pull, the gambler will know the expected return or pay-off based on the previous history of rewards and will be able to use this to decide which arm to pull next in order to achieve his or her goal. The goal in MABs can be to maximize the cumulative reward or to find the best arm. When the aim is to maximize the cumulative reward, a key decision for the gambler is to decide whether to exploit the best arm to date or explore other arms with the hope of gaining greater reward. In contrast, when the aim is to find the best arm, a key decision is to select an arm that will lead to high confidence that the arm ultimately selected will indeed be the best one to exploit.

By associating weights, nodes or feature maps with bandit arms, and defining the regret as the average increase in loss that occurs if a weight/node/feature map is removed, they are able to explore the use of various MAB algorithms, such UCB (Upper Confidence Bounds), Thompson Sampling, and UGapEb for pruning neural networks.

Their empirical evaluation is based on results from pruning networks trained on data sets from the UCI repository, and convolutional networks for the CIFAR-10, and SVHN data, and show that UCB based MAB methods perform better than magnitude pruning and at least as well as OBD and OBS, but in much less time. They also evaluate the use of MABs for pruning versions of AlexNet on the Oxford-Flowers and UCSD-Birds data. The results show that it is possible to prune over 27% of the weights on these networks without any fine-tuning and without compromising accuracy [2].

6 CONCLUSION

This paper has presented a survey of methods for pruning neural networks, focusing on methods based on magnitude pruning, use of similarity and clustering, and methods based on sensitivity analysis.

Magnitude based pruning methods have developed from removal of small weights to methods for pruning filters and channels which lead to substantial reductions in the size of deep networks and FLOPs required. The range of methods developed include: those that are data dependent and use examples to assess the relevance of output channels; methods that are independent of data, which assess the contributions of filters and channels directly; and methods that utilize optimization algorithms to find filters that approximate channels. Although most of the recent methods show merit in reducing the number of parameters, it is worth highlighting that the Approximated Oracle Filter Pruning (AOFP) method results in a significant reduction in FLOPs, when compared with other methods, without the need to first explore the sensitivity of each layer to determine bespoke pruning rates per layer.

The survey found least research on methods that use similarity and clustering to develop pruning methods. A method that utilized a cosine similarity measure concluded that it was more suitable for MLPs than CNNs, while a method that utilizes agglomerative clustering of filters, results in up to a 3-fold reduction on ResNet when it is applied to ImageNet.

Methods based on sensitivity analysis are the most transparent, in that they are based directly on approximating the loss due to changes to a network. The development of methods based on a Taylor series approximation represents the primary line of research in this category of methods. Different studies have adopted different assumptions in order to make the computation of the Taylor approximation feasible. In one of the first studies, the OBD method assumed a diagonal Hessian matrix, ignoring both first order gradients and second order non-diagonal gradients. This was followed by OBS, a method that aimed to take account of non-diagonal elements of the Hessian but has been shown to struggle when pruning multiple weights that are correlated. The EigenDamage method aims to take better account of correlations by approximating the Hessian with a Fisher Information Matrix and using a reparameterization to a new space in which the weights are approximately independent. In an alternative approach, the Collaborative Channel Pruning (CCP) method formulates the pruning task as a quadratic programming problem. In contrast to these methods, Molchanov et al.[129] develop a method based on a first-order approximation, arguing that the variance in the loss, as training approaches a local solution, is an indicator of stability and provides a good measure of the importance of filters. In contrast to most of the other methods that adopt layer by layer pruning with fine tuning after each layer, both EigenDamage and CCP show that it is possible to obtain good results with one-shot pruning followed by fine-tuning. These three recent methods all show good results on large scale networks and data sets, though direct empirical comparisons between them have yet to be published. The survey also includes two alternatives to use of Taylor series approximations: a method that aims to learn which filters to prune and a method based on the use of multi-armed bandits, both of which have the potential to explore new avenues of research on pruning methods.

The survey reveals a number of positive results about the Lottery Hypothesis: Lotteries appear to perform well in transfer learning, lotteries exist for tasks such as NLP and for architectures such as LSTMs, and lotteries even seem to be independent of the type of optimizer used during training. Much of the current research on lotteries is based on deep networks, but it is interesting that one of the earliest papers in the field demonstrates the need to overparameterize a small feedforward network for modelling a 4-bit multiplexor. Thus, it might prove fruitful to explore the properties of lotteries on smaller problems as well as the larger networks of today. The existence of good lotteries does appear to depend on the fine-tuning process adopted and an interesting observation, that challenges some of the empirical studies reported, is that even random pruning can achieve good results following fine-tuning [127], so further studies of how the remaining weights compensate for those that are removed, could result in new insights.

Given the different approaches to pruning, some may be complimentary, and there is some evidence that combining them might result in further compression of networks. For example, He et al. [68] present results showing that combining their method based on the use of Lasso regression (Section 3.3.7) with factorization results in additional gains, and Han et al. [61] use a pipeline of magnitude pruning, clustering and Huffman coding to increase the level of compression that can be achieved.

One of the challenges in making sense of the empirical evaluations reported in the papers surveyed is that, as new deep learning architectures have developed and as new methods have been published, the comparisons carried out have evolved. Thus, as a companion to this survey, we provide an Excel Pivot table, summarized in Appendix D, that includes information on the performance reported for over 30 methods together with the data sets and architectures used.

In conclusion, this survey has presented the key research directions in pruning neural networks by summarizing how the field has progressed from the early algorithms that focused on small fully connected networks to the much larger deep neural networks of today. The survey has aimed to highlight the motivations and insights identified in the papers, and provides a resource for comparison of the reported results, architectures and data sets used in several studies which we hope will be useful to researchers in the field.

7 REFERENCES

- [1] Alireza Aghasi, Afshin Abdi, Nam Nguyen, and Justin Romberg. 2017. Net-Trim: Convex Pruning of Deep Neural Networks with Performance Guarantee. In *Proceedings of the 31st International Conference on Neural Information Processing Systems*, 3180–3189.
- [2] Salem Ameen. 2017. Optimizing Deep Learning Networks using Multi-Armed Bandits, PhD Thesis. University of Salford, Greater Manchester, UK.
- [3] Salem Ameen and Sunil Vadera. 2019. Pruning Neural Networks Using Multi-Armed Bandits. *Comput. J.* (2019). DOI:<https://doi.org/10.1093/comjnl/bxz078>
- [4] Sajid Anwar, Kyuyeon Hwang, and Wonyong Sung. 2017. Structured Pruning of Deep Convolutional Neural Networks. *J. Emerg. Technol. Comput. Syst.* 13, 3 (February 2017).
- [5] Michael A Arbib. 2003. *The handbook of brain theory and neural networks*. MIT press.
- [6] Babajide O. Ayinde, Tamer Inanc, and Jacek M. Zurada. 2019. Redundant feature pruning for accelerated inference in deep neural networks. *Neural Networks* 118, (2019), 148–158.
- [7] V. Badrinarayanan, A. Kendall, and R. Cipolla. 2017. A Deep Convolutional Encoder-Decoder Architecture for Image Segmentation. *IEEE Trans. Pattern Anal. Mach. Intell.* 39, 12 (2017), 2481–2495.
- [8] Bowen Baker, Otakrist Gupta, Nikhil Naik, and Ramesh Raskar. 2017. Designing Neural Network Architectures using Reinforcement Learning. In *International Conference on Learning Representations*. Retrieved 3 February 2020 from <https://arxiv.org/abs/1611.02167>
- [9] Ron Banner, Yury Nahshan, and Daniel Soudry. 2019. Post training 4-bit quantization of convolutional networks for rapid-deployment. In *Advances in Neural Information Processing Systems*, 7948–7956.
- [10] Rongxin Bao, Xu Yuan, Zhikui Chen, and Ruixin Ma. 2018. Cross-Entropy Pruning for Compressing Convolutional Neural Networks. *Neural Comput.* 30, 11 (November 2018), 3128–3149.
- [11] Zhenshan Bao, Jiayang Liu, and Wenbo Zhang. 2019. Using Distillation to Improve Network Performance after Pruning and Quantization. In *Proceedings of the 2019 2nd International Conference on Machine Learning and Machine Intelligence (MLMI 2019)*, 3–6.
- [12] BEIS. 2017. *Industrial Strategy: Building a Britain Fit for the Future, Industrial Strategy White Paper, HM Government Report*. London, UK.
- [13] M. G. Bellemare, Y. Naddaf, J. Veness, and M. Bowling. 2015. The arcade learning environment: An evaluation platform for general agents. *J. Artif. Intell. Res.* 47, (2015), 253–279.
- [14] Christopher M Bishop. 2006. *Pattern Recognition and Machine Learning (Information Science and Statistics)*. Springer-Verlag New York, Inc.
- [15] Ondřej Bojar, Christian Buck, Christian Federmann, Barry Haddow, Philipp Koehn, Johannes Leveling, Christof Monz, Pavel Pecina, Matt Post, Herve Saint-Amand, Radu Soricut, Lucia Specia, and Aleš Tamchyna. 2014. Findings of the 2014 Workshop on Statistical Machine Translation. In *Proceedings of the Ninth Workshop on Statistical Machine Translation*, 12–58.
- [16] Greg Brockman, Vicki Cheung, Ludwig Pettersson, Jonas Schneider, John Schulman, Jie Tang, and Wojciech Zaremba. 2016. OpenAI Gym. *CoRR* abs/1606.0, (2016). Retrieved 12 March 2020 from <http://arxiv.org/abs/1606.01540>
- [17] G. J. Brostow, J. Fauqueur, and R. Cipolla. 2009. Semantic object classes in video: A high-definition ground truth database. *Pattern Recognit. Lett.* 30, 2 (2009), 88–97.
- [18] Gabriel J. Brostow, Jamie Shotton, Julien Fauqueur, and Roberto Cipolla. 2008. Segmentation and Recognition Using Structure from Motion Point Clouds. In *European Conference on Computer Vision*, 44–57.
- [19] Cristian Buciluă, Rich Caruana, and Alexandru Niculescu-Mizil. 2006. Model compression. In *Proceedings of the 12th ACM SIGKDD international conference on Knowledge Discovery and Data Mining*, 535–541.
- [20] Miguel A Carreira-Perpinán and Yerlan Idelbayev. 2018. “Learning-Compression” Algorithms for Neural Net Pruning. In *Proceedings of the IEEE Conference on Computer Vision and Pattern Recognition*, 8532–8541.

- [21] Yves Chauvin. 1988. A back-propagation algorithm with optimal use of hidden units. In *Advances in Neural Information Processing Systems*, 519–526.
- [22] An Mei Chen, Haw--minn Lu, and Robert Hecht-Nielsen. 1993. On the Geometry of Feedforward Neural Network Error Surfaces. *Neural Comput.* 5, 6 (1993), 910–927.
- [23] Changan Chen, Frederick Tung, Naveen Vedula, and Greg Mori. 2018. Constraint-aware deep neural network compression. In *Proceedings of the European Conference on Computer Vision (ECCV)*, 400–415.
- [24] Shangyu Chen, Wenya Wang, and Sinno Jialin Pan. 2019. MetaQuant: Learning to Quantize by Learning to Penetrate Non-differentiable Quantization. In *Advances in Neural Information Processing Systems*, 3918–3928.
- [25] Shuxin Chen, Lin Lin, Zixun Zhang, and Mitsuo Gen. 2019. Evolutionary NetArchitecture Search for Deep Neural Networks Pruning. In *Proceedings of the 2019 2nd International Conference on Algorithms, Computing and Artificial Intelligence (ACAI 2019)*, 189–196.
- [26] Wenlin Chen, James T Wilson, Stephen Tyree, Kilian Q Weinberger, and Yixin Chen. 2015. Compressing Neural Networks with the Hashing Trick. In *International Conference on Machine Learning*, 2285–2294.
- [27] Jian Cheng, Pei-song Wang, Gang Li, Qing-hao Hu, and Han-qing Lu. 2018. Recent advances in efficient computation of deep convolutional neural networks. *Front. Inf. Technol. Electron. Eng.* 19, 1 (2018), 64–77.
- [28] Yu Cheng, Duo Wang, Pan Zhou, and Tao Zhang. 2018. Model Compression and Acceleration for Deep Neural Networks: The Principles, Progress, and Challenges. *IEEE Signal Process. Mag.* 35, 1 (2018), 126–136.
- [29] Francois. Chollet. 2017. Xception: Deep Learning with Depthwise Separable Convolutions. In *Computer Vision and Pattern Recognition*, 1800–1807.
- [30] Jaeyong Chung and Taehwan Shin. 2016. Simplifying Deep Neural Networks for Neuromorphic Architectures. In *Proceedings of the 53rd Annual Design Automation Conference (DAC -16)*. DOI:<https://doi.org/10.1145/2897937.2898092>
- [31] Joseph Paul Cohen, Henry Z. Lo, and Wei Ding. 2016. RandomOut: Using a convolutional gradient norm to rescue convolutional filters. (February 2016). Retrieved 11 December 2019 from <https://arxiv.org/abs/1602.05931>
- [32] Matthieu Courbariaux and Yoshua Bengio. 2016. BinaryNet: Training Deep Neural Networks with Weights and Activations Constrained to +1 or -1. *arXiv Prepr. arXiv1602.02830* (2016).
- [33] Yann Le Cun, O Matan, B Boser, J S Denker, D Henderson, R E Howard, W Hubbard, L D Jacket, and H S Baird. Handwritten zip code recognition with multilayer networks. In *Pattern Recognition, 1990. Proceedings., 10th International Conference on*, 35–40.
- [34] Xiaoliang Dai, Hongxu Yin, and Niraj K Jha. 2019. NeST: A neural network synthesis tool based on a grow-and-prune paradigm. *IEEE Trans. Comput.* 68, 10 (2019), 1487–1497.
- [35] Jia Deng, Wei Dong, Richard Socher, Li-Jia Li, Kai Li, and Fei Li. 2009. Imagenet: A large-scale hierarchical image database. In *IEEE Conference on Computer Vision and Pattern Recognition*, 248–255.
- [36] Wei Deng, Xiao Zhang, Faming Liang, and Guang Lin. 2019. An Adaptive Empirical Bayesian Method for Sparse Deep Learning. In *Advances in Neural Information Processing Systems*, 5564–5574.
- [37] Misha Denil, Babak Shakibi, Laurent Dinh, and Nando de Freitas. 2013. Predicting parameters in deep learning. In *Advances in Neural Information Processing Systems*, 2148–2156.
- [38] Emily L Denton, Wojciech Zaremba, Joan Bruna, Yann LeCun, and Rob Fergus. Exploiting linear structure within convolutional networks for efficient evaluation. In *Advances in Neural Information Processing Systems*, 1269–1277.
- [39] Department of Finance Canada. 2017. *Building a Strong Middle Class. Part 3: Canada's Innovation Economy: Clean Technology, Digital Industries and Agri-food*. Retrieved from <https://www.budget.gc.ca/2017/docs/plan/budget-2017-en.pdf>
- [40] Xiaohan Ding, Guigan Ding, Xiangxin Zhou, Yuchen Guo, Jungong Han, and Ji Liu. 2019. Global Sparse Momentum SGD for Pruning Very Deep Neural Networks. In *Advances in Neural Information Processing Systems*, 6379–6391.
- [41] Xiaohan Ding, Guiguang Ding, Yuchen Guo, and Jungong Han. 2019. Centripetal SGD for pruning very deep convolutional networks with complicated structure. In *Proceedings of the IEEE*

- Conference on Computer Vision and Pattern Recognition*, 4943–4953.
- [42] Xiaohan Ding, Guiguang Ding, Yuchen Guo, Jungong Han, and Chenggang Yan. 2019. Approximated Oracle Filter Pruning for Destructive CNN Width Optimization. *arXiv Prepr. arXiv1905.04748* (2019).
 - [43] Xin Dong, Shangyu Chen, and Sinno Jialin Pan. 2017. Learning to Prune Deep Neural Networks via Layer-Wise Optimal Brain Surgeon. In *Proceedings of the 31st International Conference on Neural Information Processing Systems (NIPS-17)*, 4860–4874.
 - [44] Xuanyi Dong and Yi Yang. 2019. Network Pruning via Transformable Architecture Search. *arXiv Prepr. arXiv1905.09717* (2019).
 - [45] Abhimanyu Dubey, Moitrey Chatterjee, and Narendra Ahuja. 2018. Coresets-based neural network compression. In *Proceedings of the European Conference on Computer Vision (ECCV)*, 454–470.
 - [46] Thomas Elsken, Jan Hendrik Metzen, and Frank Hutter. 2019. Neural Architecture Search: A Survey. *J. Mach. Learn. Res.* 20, (2019), 1–21.
 - [47] M. Everingham, L. Van Gool, C. K. I. Williams, J. Winn, and A. Zisserman. 2010. The Pascal Visual Object Classes (VOC) Challenge. *Int. J. Comput. Vis.* 88, 2 (2010), 303–338.
 - [48] Mark Everingham, S. M. Ali Eslami, Luc Van Gool, Christopher K. I. Williams, John Winn, and Andrew Zisserman. 2015. The PASCAL Visual Object Classes Challenge: A Retrospective. *Int. J. Comput. Vis.* 111, 1 (2015), 98–136.
 - [49] Jonathan Frankle and Michael Carbin. 2019. The Lottery Ticket Hypothesis: Finding Sparse, Trainable Neural Networks. In *International Conference on Learning Representations*. Retrieved from <https://iclr.cc/Conferences/2019>
 - [50] Jonathan Frankle, Gintare Karolina Dziugaite, Daniel M. Roy, and Michael Carbin. 2019. Stabilizing the Lottery Ticket Hypothesis. (March 2019). Retrieved 27 November 2019 from <http://arxiv.org/abs/1903.01611>
 - [51] Pius Kwao Gadosey, Yujian Li, and Peter T Yamak. 2019. On Pruned, Quantized and Compact CNN Architectures for Vision Applications: An Empirical Study. In *Proceedings of the International Conference on Artificial Intelligence, Information Processing and Cloud Computing (AIIPCC -19)*. DOI:<https://doi.org/10.1145/3371425.3371481>
 - [52] Koen Goetschalckx, Bert Moons, Patrick Wambacq, and Marian Verhelst. 2018. Efficiently Combining SVD, Pruning, Clustering and Retraining for Enhanced Neural Network Compression. In *Proceedings of the 2nd International Workshop on Embedded and Mobile Deep Learning (EMDL-18)*, 1–6. DOI:<https://doi.org/10.1145/3212725.3212733>
 - [53] Yunchao Gong, Liu Liu, Ming Yang, and Lubomir Bourdev. 2014. Compressing Deep Convolutional Networks using Vector Quantization. *arXiv Prepr. arXiv1412.6115* (2014).
 - [54] Ian Goodfellow, Yoshua Bengio, and Aaron Courville. 2016. *Deep learning*. MIT press.
 - [55] Ariel Gordon, Elad Eban, Ofir Nachum, Bo Chen, Hao Wu, Tien-Ju Yang, and Edward Choi. 2018. MorphNet: Fast & Simple Resource-Constrained Structure Learning of Deep Networks. In *IEEE Conference on Computer Vision and Pattern Recognition*, 1586–1595.
 - [56] Alex Graves. 2011. Practical variational inference for neural networks. In *Advances in Neural Information Processing Systems*, 2348–2356.
 - [57] Gregor Urban, Krzysztof J. Geras, Samira Ebrahimi Kahou, Shengjie Ozlem Aslan, Rich Caruana Wang, Abdelrahman Mohamed, Matthai Philipose, and Matt Richardson. 2017. Do deep convolutional nets really need to be deep and convolutional? In *Proc. of the international conference on learning representations*, 1–13.
 - [58] Roger Grosse and James Martens. 2016. A Kronecker-factored approximate Fisher matrix for convolution layers. In *International Conference on Machine Learning*, 573–582.
 - [59] Shupeng Gui, Haotao N Wang, Haichuan Yang, Chen Yu, Zhangyang Wang, and Ji Liu. 2019. Model Compression with Adversarial Robustness: A Unified Optimization Framework. In *Advances in Neural Information Processing Systems*, 1283–1294.
 - [60] Jia Guo and Miodrag Potkonjak. 2017. Pruning Filters and Classes: Towards On-Device Customization of Convolutional Neural Networks. In *Proceedings of the 1st International Workshop on Deep Learning for Mobile Systems and Applications (EMDL-17)*, 13–17.
 - [61] Song Han, Huizi Mao, and William J Dally. 2016. A deep neural network compression pipeline: Pruning, quantization, huffman encoding. In *ICLR*. Retrieved from <https://arxiv.org/abs/1510.00149>
 - [62] Song Han, Jeff Pool, John Tran, and William J Dally. 2015. Learning both weights and connections

- for efficient neural networks. *arXiv Prepr. arXiv1506.02626* (2015).
- [63] Stephen José Hanson and Lorien Y Pratt. 1989. Comparing biases for minimal network construction with back-propagation. In *Advances in Neural Information Processing Systems*, 177–185.
 - [64] Babak Hassibi and David G Stork. 1992. Second order derivatives for network pruning: Optimal Brain Surgeon. In *Advances in Neural Information Processing Systems*, 164–171.
 - [65] Babak Hassibi, David G Stork, and Gregory J Wolff. 1993. Optimal Brain Surgeon and general network pruning. In *IEEE International Conference on Neural Networks*, 293–299.
 - [66] Babak Hassibi, David G Stork, Gregory Wolff, and Takahiro Watanabe. 1993. Optimal Brain Surgeon: Extensions and performance comparison. In *Neural Information Processing Systems*, 263–279.
 - [67] Kaiming He, Xiangyu Zhang, Shaoqing Ren, and Jian Sun. 2016. Deep Residual Learning for Image Recognition. In *Proceedings of the IEEE Conferences on Computer Vision and Pattern Recognition*, 770–778.
 - [68] Y. He, X. Zhang, and J Sun. 2017. Channel pruning for accelerating very deep neural networks. In *IEEE International Conference on Computer Vision*, 1398–1406.
 - [69] Yang He, Guoliang Kang, Xuanyi Dong, Yanwei Fu, and Yi Yang. 2018. Soft filter pruning for accelerating deep convolutional neural networks. In *Proceedings of the 27th International Joint Conference on Artificial Intelligence*, 2234–2240.
 - [70] Yang He, Ping Liu, Ziwei Wang, Zhilan Hu, and Yi Yang. 2019. Filter pruning via geometric median for deep convolutional neural networks acceleration. In *Proceedings of the IEEE Conference on Computer Vision and Pattern Recognition*, 4340–4349.
 - [71] Yihui He, Ji Lin, Zhijian Liu, Hanrui Wang, Li-Jia Li, and Song Han. 2018. AMC: Automl for model compression and acceleration on mobile devices. In *Proceedings of the European Conference on Computer Vision (ECCV)*, 784–800.
 - [72] Koen Helwegen, James Widdicombe, Lukas Geiger, Zechun Liu, Kwang-Ting Cheng, and Roeland Nusselder. 2019. Latent Weights Do Not Exist: Rethinking Binarized Neural Network Optimization. *arXiv Prepr. arXiv1906.02107* (2019).
 - [73] Geoffrey Hinton, Oriol Vinyals, and Jeff Dean. 2015. Distilling the knowledge in a neural network. *arXiv Prepr. arXiv1503.02531* (2015).
 - [74] Sepp Hochreiter and Jürgen Schmidhuber. 1997. Long short-term memory. *Neural Comput.* 9, 8 (1997), 1735–1780.
 - [75] MD. Zakir Hossain, Ferdous Sohel, and Hamid Fairuz, Mohd Shiratuddin Laga. 2019. Comprehensive Survey of Deep Learning for Image Captioning. *ACM Comput. Surv.* 51, 6 (2019), Article 118, 36 pages.
 - [76] Lu Hou, Jinhua Zhu, James Kwok, Fei Gao, Tao Qin, and Tie-yan Liu. 2019. Normalization Helps Training of Quantized LSTM. In *Advances in Neural Information Processing Systems*, 7344–7354.
 - [77] Andrew G Howard, Menglong Zhu, Bo Chen, Dmitry Kalenichenko, Weijun Wang, Tobias Weyand, Marco Andreetto, and Hartwig Adam. 2017. MobileNets: Efficient Convolutional Neural Networks for Mobile Vision Applications. *CoRR abs/1704.0*, (2017). Retrieved from <http://arxiv.org/abs/1704.04861>
 - [78] Hengyuan Hu, Rui Peng, Yu-Wing Tai, and Chi-Keung Tang. 2016. Network Trimming: A data-driven neuron pruning approach towards efficient deep architectures. *arXiv Prepr. arXiv1607.03250* (2016).
 - [79] G.B. Huang and E. Learned-Miller. 2014. Labeled faces in the wild: Updates and new reporting procedures. *Univ. Massachusetts Tech. Rep. UM-CS-2014*, (2014).
 - [80] Gao Huang, Zhuang Liu, Kilian Q Weinberger, and Laurens van der Maaten. 2017. Densely connected convolutional networks. In *IEEE Conference on Computer Vision and Pattern Recognition*, 2261–2269.
 - [81] Qiangui Huang, Kevin Zhou, Suya You, and Ulrich Neumann. 2018. Learning to Prune Filters in Convolutional Neural Networks. In *IEEE Winter Conference on Applications of Computer Vision*, 709–718.
 - [82] Zehao Huang and Naiyan Wang. 2018. Data-driven sparse structure selection for deep neural networks. In *Proceedings of the European Conference on Computer Vision (ECCV)*, 304–320.
 - [83] Nathan Hubens, Matei Mancas, Marc Deconbas, Marius Preda, Titus Zaharia, Bernard Gosselin, and Thierry Dutoit. 2020. An Experimental Study of the Impact of Pre-Training on the Pruning of a

- Convolutional Neural Network. In *Proceedings of the 3rd International Conference on Applications of Intelligent Systems* (APPIS 2020). DOI:<https://doi.org/10.1145/3378184.3378224>
- [84] Loc N Huynh, Youngki Lee, and Rajesh Krishna Balan. 2018. D-Pruner: Filter-Based Pruning Method for Deep Convolutional Neural Network. In *Proceedings of the 2nd International Workshop on Embedded and Mobile Deep Learning* (EMDL-18), 7–12.
 - [85] Max Jaderberg, Andrea Vedaldi, and Andrew Zisserman. 2014. Speeding up convolutional neural networks with low rank expansions. *arXiv Prepr. arXiv1405.3866* (2014).
 - [86] Chunhui Jiang, Guiying Li, Chao Qian, and Ke Tang. 2018. Efficient DNN Neuron Pruning by Minimizing Layer-Wise Nonlinear Reconstruction Error. In *Proceedings of the 27th International Joint Conference on Artificial Intelligence* (IJCAI-18), 2298–2304.
 - [87] Sian Jin, Sheng Di, Xin Liang, Jiannan Tian, Dingwen Tao, and Franck Cappello. 2019. DeepSZ: A Novel Framework to Compress Deep Neural Networks by Using Error-Bounded Lossy Compression. In *Proceedings of the 28th International Symposium on High-Performance Parallel and Distributed Computing* (HPDC -19), 159–170.
 - [88] Sangil Jung, Changyong Son, Seohyung Lee, Jinwoo Son, Jae-Joon Han, Youngjun Kwak, Sung Ju Hwang, and Changkyu Choi. 2019. Learning to quantize deep networks by optimizing quantization intervals with task loss. In *Proceedings of the IEEE Conference on Computer Vision and Pattern Recognition*, 4350–4359.
 - [89] Taesu Kim, Daehyun Ahn, and Jae-Joon Kim. 2020. V-LSTM: An Efficient LSTM Accelerator Using Fixed Nonzero-Ratio Viterbi-Based Pruning. In *The 2020 ACM/SIGDA International Symposium on Field-Programmable Gate Arrays* ACM/SIGDA International Symposium on Field-Programmable Gate Arrays, 326–326.
 - [90] Alex Krizhevsky, Vinod Nair, and Geoffrey Hinton. 2009. The CIFAR-10 and CIFAR-100 datasets. *online: <http://www.cs.toronto.edu/kriz/cifar.html>* (2009).
 - [91] Alex Krizhevsky, Ilya Sutskever, and Geoffrey E Hinton. 2012. Imagenet classification with deep convolutional neural networks. In *Advances in Neural Information Processing Systems*, 1097–1105.
 - [92] J K Kruschke. 1988. Creating local and distributed bottlenecks in hidden layers of back-propagation networks. *Proc. 1998 Connect. Model. Summer Sch.* (1988), 120–126.
 - [93] Vadim Lebedev, Yaroslav Ganin, Maksim Rakhuba, Ivan Oseledets, and Victor Lempitsky. 2015. Speeding-up Convolutional Neural Networks Using Fine-tuned CP-Decomposition. (December 2015). Retrieved 10 April 2020 from <http://arxiv.org/abs/1412.6553>
 - [94] Vadim Lebedev and Victor Lempitsky. 2018. Speeding-up convolutional neural networks: A survey. *Bull. Polish Acad. Sci. Tech. Sci.* 66, 6 (2018), 799–810.
 - [95] Yann LeCun, Bernhard Boser, John S Denker, Donnie Henderson, Richard E Howard, Wayne Hubbard, and Lawrence D Jackel. 1989. Backpropagation applied to handwritten zip code recognition. *Neural Comput.* 1, 4 (1989), 541–551.
 - [96] Yann LeCun, Léon Bottou, Yoshua Bengio, and Patrick Haffner. 1998. Gradient-based learning applied to document recognition. *Proc. IEEE* 86, 11 (1998), 2278–2324.
 - [97] Yann LeCun, John S Denker, Sara A Solla, Richard E Howard, and Lawrence D Jackel. 1990. Optimal brain damage. In *Proceedings of Neural Information Processing Systems*, 598–506.
 - [98] Dongwoo Lee, Sungbum Kang, and Kiyoung Choi. 2018. ComPEND: Computation Pruning through Early Negative Detection for ReLU in a Deep Neural Network Accelerator. In *Proceedings of the 2018 International Conference on Supercomputing* (ICS -18), 139–148.
 - [99] Kwangbae Lee, Hoseung Kim, Hayun Lee, and Dongkun Shin. 2019. Flexible Group-Level Pruning of Deep Neural Networks for Fast Inference on Mobile GPUs: Work-in-Progress. In *Proceedings of the International Conference on Compilers, Architectures and Synthesis for Embedded Systems Companion* (CASES -19). DOI:<https://doi.org/10.1145/3349569.3351537>
 - [100] Namhoon Lee, Thalaiyasingam Ajanthan, and Philip H S Torr. 2018. Snip: Single-shot network pruning based on connection sensitivity. *arXiv Prepr. arXiv1810.02340* (2018).
 - [101] Carl Lemaire, Andrew Achkar, and Pierre-Marc Jodoin. 2019. Structured Pruning of Neural Networks with Budget-Aware Regularization. In *Proceedings of the IEEE Conference on Computer Vision and Pattern Recognition*, 9108–9116.
 - [102] Guiying Li, Chao Qian, Chunhui Jiang, Xiaofen Lu, and Ke Tang. 2018. Optimization Based Layer-Wise Magnitude-Based Pruning for DNN Compression. In *Proceedings of the 27th International Joint Conference on Artificial Intelligence* (IJCAI-18), 2383–2389.

- [103] Hao Li, Asim Kadav, Igor Durdanovic, Hanan Samet, and Hans Peter Graf. 2017. Pruning Filters for Efficient ConvNets. In *International Conference in Learning Representations*. Retrieved from <https://arxiv.org/abs/1608.08710>
- [104] Hongjia Li, Ning Liu, Xiaolong Ma, Sheng Lin, Shaokai Ye, Tianyun Zhang, Xue Lin, Wenyao Xu, and Yanzhi Wang. 2019. ADMM-Based Weight Pruning for Real-Time Deep Learning Acceleration on Mobile Devices. In *Proceedings of the 2019 on Great Lakes Symposium on VLSI (GLSVLSI -19)*, 501–506. DOI:<https://doi.org/10.1145/3299874.3319492>
- [105] Jiashi Li, Qi Qi, Jingyu Wang, Ce Ge, Yujian Li, Zhangzhang Yue, and Haifeng Sun. 2019. OICSR: Out-In-Channel Sparsity Regularization for Compact Deep Neural Networks. In *Proceedings of the IEEE Conference on Computer Vision and Pattern Recognition*, 7046–7055.
- [106] L. Li, J. Zhu, and M. Sun. 2019. Deep Learning Based Method for Pruning Deep Neural Networks. In *IEEE International Conference on Multimedia & Expo Workshops (ICMEW)*, 312–317.
- [107] Qinghua Li, Cuiping Li, and Hong Chen. 2020. Incremental Filter Pruning via Random Walk for Accelerating Deep Convolutional Neural Networks. In *Proceedings of the 13th International Conference on Web Search and Data Mining (WSDM -20)*, 358–366.
- [108] Xin Li, Yiming Zhou, Zheng Pan, and Jiashi Feng. 2019. Partial order pruning: for best speed/accuracy trade-off in neural architecture search. In *Proceedings of the IEEE Conference on Computer Vision and Pattern Recognition*, 9145–9153.
- [109] Yuchao Li, Shaohui Lin, Baochang Zhang, Jianzhuang Liu, David Doermann, Yongjian Wu, Feiyue Huang, and Rongrong Ji. 2019. Exploiting Kernel Sparsity and Entropy for Interpretable CNN Compression. In *Computer Vision and Pattern Recognition (CVPR), 2019*. Retrieved 19 December 2019 from <http://arxiv.org/abs/1812.04368>
- [110] Ji Lin, Yongming Rao, Jiwen Lu, and Jie Zhou. 2017. Runtime Neural Pruning. In *Proceedings of the 31st International Conference on Neural Information Processing Systems*, 2178–2188.
- [111] M. Lin, Q. Chen, and S. Yan. 2014. Network in a Network. In *2nd International Conference on Learning Representations (ICLR)*. Retrieved from <http://arxiv.org/abs/1312.4400>
- [112] Mingbao Lin, Rongrong Ji, Shaojie Li, Qixiang Ye, Yonghong Tian, Jianzhuang Liu, and Qi Tian. 2020. Filter Sketch for Network Pruning. (January 2020). Retrieved 10 April 2020 from <http://arxiv.org/abs/2001.08514>
- [113] Mingbao Lin, Rongrong Ji, Yuxin Zhang, Baochang Zhang, Yongjian Wu, and Yonghong Tian. 2020. Channel Pruning via Automatic Structure Search. (January 2020). Retrieved 25 March 2020 from <http://arxiv.org/abs/2001.08565>
- [114] S. Lin, R. Ji, Y. Li, C. Deng, and X. Li. 2020. Toward Compact ConvNets via Structure-Sparsity Regularized Filter Pruning. *IEEE Trans. Neural Networks Learn. Syst.* 31, 2 (2020), 574–588.
- [115] Shaohui Lin, Rongrong Ji, Chao Chen, Dacheng Tao, and Jiebo Luo. 2018. Holistic CNN Compression via Low-rank Decomposition with Knowledge Transfer. *IEEE Trans. Pattern Anal. Mach. Intell.* 41, 12 (2018), 2889–2905.
- [116] Chongyang Liu and Qinrang Liu. 2018. Improvement of Pruning Method for Convolution Neural Network Compression. In *Proceedings of the 2018 2nd International Conference on Deep Learning Technologies (ICDLT -18)*, 57–60. DOI:<https://doi.org/10.1145/3234804.3234824>
- [117] Zhang Liu, Mingjie Sun, ZhouTinghui, Gao Huang, and Trevor Darrell. 2019. Rethinking the value of network pruning. In *International Conference on Learning Representations*. Retrieved from <https://openreview.net/forum?id=rJlnB3C5Ym>
- [118] Zhenhua Liu, Jizheng Xu, Xiulian Peng, and Ruiqin Xiong. 2018. Frequency-domain dynamic pruning for convolutional neural networks. In *Advances in Neural Information Processing Systems*, 1043–1053.
- [119] Zhijian Liu, Haotian Tang, Yujun Lin, and Song Han. 2019. Point-Voxel CNN for Efficient 3D Deep Learning. In *Advances in Neural Information Processing Systems*, 963–973.
- [120] Zhuang Liu, Jianguo Li, Zhiqiang Shen, Gao Huang, Shoumeng Yan, and Changshui Zhang. 2017. Learning efficient convolutional networks through network slimming. In *Proceedings of IEEE Conference on Computer Vision*, 2755–2763.
- [121] J. Long, E. Shelhamer, and T. Darrell. 2015. Fully convolutional networks for semantic segmentation. In *IEEE Conference on Computer Vision and Pattern Recognition*, 3431–3440.
- [122] Jian-Hao Luo and Jianxin Wu. 2017. An Entropy-based Pruning Method for CNN Compression. *arXiv Prepr. arXiv1706.05791* (2017).
- [123] Jian-Hao Luo and Jianxin Wu. 2018. Autopruner: An end-to-end trainable filter pruning method for

- efficient deep model inference. *arXiv Prepr. arXiv1805.08941* (2018).
- [124] Jian-Hao Luo, Jianxin Wu, and Weiyao Lin. 2017. ThiNet: A Filter Level Pruning Method for Deep Neural Network Compression. In *IEEE International Conference on Computer Vision (ICCV)*, 5058–5066.
 - [125] S.M. McKinney, M. Sieniek, V. Godbole, Antropova N, Ashrafian H, Back T, Chesus M, Corrado GC, Darzi A, Etemadi M, Garcia-Vicente F, Gilbert F, Halling-Brown M, Hassabis D, and Jansen S. 2020. International evaluation of an AI system for breast cancer screening. *Nature* 577, (2020), 89–94.
 - [126] Stephen Merity, Caiming Xiong, James Bradbury, and Richard Socher. 2017. Pointer sentinel mixture models. In *International Conference in Learning Representations*. DOI:<https://doi.org/arXiv:1609.07843>
 - [127] Deepak Mittal, Shweta Bhardwaj, Mitesh M. Khapra, and Balaraman Ravindran. 2019. Studying the Plasticity in Deep Convolutional Neural Networks Using Random Pruning. *Mach. Vis. Appl.* 30, 2 (2019), 203–216.
 - [128] Pavlo Molchanov, Arun Mallya, Stephen Tyree, Iuri Frosio, and Jan Kautz. 2019. Importance Estimation for Neural Network Pruning. In *Proceedings of the IEEE Conference on Computer Vision and Pattern Recognition*, 11264–11272.
 - [129] Pavlo Molchanov, Stephen Tyree, Tero Karras, Timo Aila, and Jan Kautz. 2016. Pruning Convolutional Neural Networks for Resource Efficient Transfer Learning. *arXiv Prepr. arXiv1611.06440* (2016).
 - [130] Pavlo Molchanov, Xiaodong Yang, Shalini Gupta, Kihwan Kim, Stephen Tyree, and Jan Kautz. 2016. Online detection and classification of dynamic hand gestures with recurrent 3d convolutional neural network. In *The IEEE Conference on Computer Vision and Pattern Recognition (CVPR)*, 4207–4215.
 - [131] Ari S. Morcos, Haonan Yu, Michela Paganini, and Yuandong Tian. 2019. One ticket to win them all: generalizing lottery ticket initializations across datasets and optimizers. In *Proceeding of Neural Information Processing Systems (NeuralPS)*. Retrieved from <https://arxiv.org/abs/1906.02773>
 - [132] Michael C Mozer and Paul Smolensky. 1988. Skeletonization: A Technique for Trimming the Fat from a Network via Relevance Assessment. In *Advances in Neural Information Processing Systems (NIPS)*, 107–115.
 - [133] Kirill Neklyudov, Dmitry Molchanov, Arsenii Ashukha, and Dmitry Vetrov. 2017. Structured Bayesian Pruning via Log-Normal Multiplicative Noise. In *Proceedings of the 31st International Conference on Neural Information Processing Systems (NIPS-17)*, 6778–6787.
 - [134] Yuval Netzer, Tao Wang, Adam Coates, Alessandro Bissacco, Bo Wu, and Andrew Y Ng. 2011. Reading digits in natural images with unsupervised feature learning. In *NIPS workshop on deep learning and unsupervised feature learning*. Retrieved from http://ufldl.stanford.edu/housenumbers/nips2011_housenumbers.pdf
 - [135] Maria-Elena Nilsback and Andrew Zisserman. 2008. Automated flower classification over a large number of classes. In *International Conference on Computer Vision, Graphics & Image Processing*, 722–729.
 - [136] Wei Niu, Xiaolong Ma, Sheng Lin, Shihao Wang, Xuehai Qian, Xue Lin, Yanzhi Wang, and Bin Ren. 2020. PatDNN: Achieving Real-Time DNN Execution on Mobile Devices with Pattern-Based Weight Pruning. In *Proceedings of the Twenty-Fifth International Conference on Architectural Support for Programming Languages and Operating Systems (ASPLOS -20)*, 907–922.
 - [137] Hanyu Peng, Jiaxiang Wu, Shifeng Chen, and Junzhou Huang. 2019. Collaborative Channel Pruning for Deep Networks. In *International Conference on Machine Learning*, 5113–5122.
 - [138] Adam Polyak and Lior Wolf. 2015. Channel-level acceleration of deep face representations. *IEEE Access* 3, (2015), 2163–2175.
 - [139] Samira Pouyanfar, Saad Sadiq, Yilin Yan, Haiman Tian, Yudong Tao, Maria Presa Reyes, Mei-Ling Shyu, Shu-Ching Chen, and S. S Iyengar. 2019. A Survey on Deep Learning: Algorithms, Techniques, and Applications. *ACM Comput. Surv.* 51, 5 (2019), Article 92, 36 pages.
 - [140] Zhuwei Qin, Fuxun Yu, Chenchen Liu, and Xiang Chen. 2019. CAPTOR. In *Proceedings of the 24th Asia and South Pacific Design Automation Conference on - ASPDAC '19 (ASPDAC -19)*, 444–449.
 - [141] Zhuwei Qin, Fuxun Yu, ChenChen Liu, and Xiang Chen. 2018. Demystifying Neural Network

- Filter Pruning. (October 2018). Retrieved 10 April 2020 from <http://arxiv.org/abs/1811.02639>
- [142] Mohammad Rastegari, Vicente Ordonez, Joseph Redmon, and Ali Farhadi. 2016. XNOR-Net: ImageNet Classification Using Binary Convolutional Neural Networks. *arXiv Prepr. arXiv1603.05279* (2016).
 - [143] Russell Reed. 1993. Pruning algorithms-a survey. *Neural Networks, IEEE Trans.* 4, 5 (1993), 740–747.
 - [144] Adriana Romero, Nicolas Ballas, Samira Ebrahimi Kahou, Antoine Chassang, Carlo Gatta, and Yoshua Bengio. 2014. Fitnets: Hints for thin deep nets. *arXiv Prepr. arXiv1412.6550* (2014).
 - [145] A. RoyChowdhury, P. Sharma, E. Learned-Miller, and A. Roy. 2017. Reducing duplicate filters in deep neural networks. In *In NIPS workshop on deep learning: Bridging theory and practice*, 1–7.
 - [146] Olga Russakovsky, Jia Deng, Hao Su, Jonathan Krause, Sanjeev Satheesh, Sean Ma, Zhiheng Huang, Andrej Karpathy, Aditya Khosla, and Michael Bernstein. 2014. Imagenet large scale visual recognition challenge. *arXiv Prepr. arXiv1409.0575* (2014).
 - [147] Tara N Sainath, Brian Kingsbury, Vikas Sindhwani, Ebru Arisoy, and Bhuvana Ramabhadran. 2013. Low-rank matrix factorization for deep neural network training with high-dimensional output targets. In *IEEE International Conference on Acoustics, Speech and Signal Processing*, 6655–6659.
 - [148] T. J. Sejnowski and C. R. Rosenberg. 1987. Parallel networks that learn to pronounce English text. *Complex Syst.* 1, (1987), 145–168.
 - [149] Evan Shelhamer, Jonathan Long, and Trevor Darrell. 2017. Fully Convolutional Networks for Semantic Segmentation. *IEEE Trans. Pattern Anal. Mach. Intell.* 39, 4 (2017), 640–651.
 - [150] Karen Simonyan and Andrew Zisserman. 2015. Very deep convolutional networks for large-scale image recognition. In *International Conference on Learning Representations*, arXiv 1409.1556.
 - [151] Sanghyun Son, Seungjun Nah, and Kyoung Mu Lee. 2018. Clustering Convolutional Kernels to Compress Deep Neural Networks. In *The European Conference on Computer Vision (ECCV)*.
 - [152] Jie Song, Yixin Chen, Xinchao Wang, Chengchao Shen, and Mingli Song. 2019. Deep Model Transferability from Attribution Maps. In *Advances in Neural Information Processing Systems*, 6179–6189.
 - [153] Nitish Srivastava, Geoffrey Hinton, Alex Krizhevsky, Ilya Sutskever, and Ruslan Salakhutdinov. 2014. Dropout: A simple way to prevent neural networks from overfitting. *J. Mach. Learn. Res.* 15, 1 (2014), 1929–1958.
 - [154] Hector J. Sussmann. 1992. Uniqueness of weights for feedforward nets with a given input-output map. *Neural Networks* 5, 4 (1992), 589–593.
 - [155] Sebastian Thrun. 1991. The MONK’s Problems-A Performance Comparison of Different Learning Algorithms. *Carnegie Mellon Univ. CMU-CS-91-197* (1991).
 - [156] Frederick Tung and Greg Mori. 2018. Clip-q: Deep network compression learning by in-parallel pruning-quantization. In *Proceedings of the IEEE Conference on Computer Vision and Pattern Recognition*, 7873–7882.
 - [157] Ashish Vaswani, Noam Shazeer, Niki Parmar, Jakob Uszkoreit, Llion Jones, Aidan N. Gomez, Lukasz Kaiser, and Illia Polosukhin. 2017. Attention Is All You Need. (June 2017). Retrieved 2 December 2019 from <http://arxiv.org/abs/1706.03762>
 - [158] C. Wah, S. Branson, P. Welinder, P. Perona, and S. Belongie. 2011. The Caltech-UCSD Birds-200-2011 Dataset. CNS-TR-201, (2011). Retrieved from <http://www.vision.caltech.edu/visipedia/CUB-200-2011.html>
 - [159] Chaoqi Wang, Roger Grosse, Sanja Fidler, and Guodong Zhang. 2019. EigenDamage: Structured Pruning in the Kronecker-Factored Eigenbasis. In *Proceedings of the 36th International Conference on Machine Learning*, 6566–6575.
 - [160] Huan Wang, Qiming Zhang, Yuehai Wang, and Haoji Hu. 2017. Structured probabilistic pruning for convolutional neural network acceleration. *arXiv Prepr. arXiv1709.06994* (2017).
 - [161] Andreas S Weigend, David E Rumelhart, and Bernardo A Huberman. 1991. Generalization by weight-elimination applied to currency exchange rate prediction. In *Proceedings of International Joint Conference on Neural Networks*, 837–841.
 - [162] D E Weigend. Back-propagation, weight-elimination and time series prediction. In *Proceedings 1990 Connectionist Models Summer School*, 105–116.
 - [163] Wei Wen, Chunpeng Wu, Yandan Wang, Yiran Chen, and Hai Li. 2016. Learning Structured Sparsity in Deep Neural Networks. (August 2016). Retrieved 31 January 2020 from <http://arxiv.org/abs/1608.03665>

- [164] R. J. Williams. 1992. Simple statistical gradient-following algorithms for connectionist reinforcement learning. *Mach. Learn.* 8, 3–4 (1992), 229–256.
- [165] Han Xiao, Kashif Rasul, and Roland Vollgraf. 2017. Fashion-MNIST: a Novel Image Dataset for Benchmarking Machine Learning Algorithms. (August 2017). Retrieved 5 February 2020 from <http://arxiv.org/abs/1708.07747>
- [166] Xia Xiao, Zigeng Wang, and Sanguthevar Rajasekaran. 2019. AutoPrune: Automatic Network Pruning by Regularizing Auxiliary Parameters. In *Advances in Neural Information Processing Systems*, 13681–13691.
- [167] Yixing Xu, Yunhe Wang, Jia Zeng, Kai Han, X U Chunjing, Dacheng Tao, and Chang Xu. 2019. Positive-Unlabeled Compression on the Cloud. In *Advances in Neural Information Processing Systems*, 2561–2570.
- [168] Reza Yazdani, Marc Riera, Jose-Maria Arnau, and Antonio González. 2018. The Dark Side of DNN Pruning. In *Proceedings of the 45th Annual International Symposium on Computer Architecture (ISCA -18)*, 790–801. DOI:<https://doi.org/10.1109/ISCA.2018.00071>
- [169] Jianbo Ye, Xin Lu, Zhe Lin, and James Z Wang. 2018. Rethinking the smaller-norm-less-informative assumption in channel pruning of convolution layers. *arXiv Prepr. arXiv1802.00124* (2018).
- [170] Yi, Dong, Zhen Lei, Shengcai Liao, and Stan Z. Li. 2014. Learning Face Representation from Scratch. *CoRR* abs/1411.7, (2014). Retrieved from <http://arxiv.org/abs/1411.7923>
- [171] Haonan Yu, Sergey Edunov, Yuandong Tian, and Ari S. Morcos. 2019. Playing the lottery with rewards and multiple languages: lottery tickets in RL and NLP. (June 2019). Retrieved 26 November 2019 from <http://arxiv.org/abs/1906.02768>
- [172] Ruichi Yu, Ang Li, Chun-Fu Chen, Jui-Hsin Lai, Vlad I Morariu, Xintong Han, Mingfei Gao, Ching-Yung Lin, and Larry S Davis. 2018. Nisp: Pruning networks using neuron importance score propagation. In *Proceedings of the IEEE Conference on Computer Vision and Pattern Recognition*, 9194–9203.
- [173] Jiaqi Zhang, Xiangru Chen, Mingcong Song, and Tao Li. 2019. Eager Pruning: Algorithm and Architecture Support for Fast Training of Deep Neural Networks. In *Proceedings of the 46th International Symposium on Computer Architecture (ISCA -19)*, 292–303. DOI:<https://doi.org/10.1145/3307650.3322263>
- [174] Linfeng Zhang, Zhanhong Tan, Jiebo Song, Jingwei Chen, Chenglong Bao, and Kaisheng Ma. 2019. SCAN: A Scalable Neural Networks Framework Towards Compact and Efficient Models. *arXiv Prepr. arXiv1906.03951* (2019).
- [175] Tianyun Zhang, Shaokai Ye, Kaiqi Zhang, Jian Tang, Wujie Wen, Makan Fardad, and Yanzhi Wang. 2018. A systematic DNN weight pruning framework using alternating direction method of multipliers. In *Proceedings of the European Conference on Computer Vision (ECCV)*, 184–199.
- [176] X. Zhang, J. Zou, K. He, and J. Sun. 2016. Accelerating very deep convolutional networks for classification and detection. *IEEE Trans. Pattern Anal. Mach. Intell.* 38, 10 (2016), 1943–1955.
- [177] Chenglong Zhao, Bingbing Ni, Jian Zhang, Qiwei Zhao, Wenjun Zhang, and Qi Tian. 2019. Variational Convolutional Neural Network Pruning. In *Proceedings of the IEEE Conference on Computer Vision and Pattern Recognition*, 2780–2789.
- [178] Yiren Zhao, Xitong Gao, Daniel Bates, Robert Mullins, and Cheng-Zhong Xu. 2019. Focused Quantization for Sparse CNNs. In *Advances in Neural Information Processing Systems*, 5585–5594.
- [179] Zhao Zhong, Junjie Yan, Wei Wu, Jing Shao, and Heng-Lin Liu. 2018. Practical block-wise neural network architecture generation. In *Proceedings IEEE Conference on Computer Vision and Pattern Recognition*, 2423–2432.
- [180] Aojun Zhou, Anbang Yao, Yiwen Guo, Lin Xu, and Yurong Chen. 2017. Incremental network quantization: Towards lossless CNNs with low-precision weights. *arXiv Prepr. arXiv1702.03044* (2017).
- [181] B. Zhou, A. Lapedriza, J. Xiao, A. Torralba, and A. Oliva. 2014. Learning Deep Features for Scene Recognition using Places Database. In *Proceedings of 27th International Conference on Neural Information Processing Systems*, 487–495.
- [182] Bolei Zhou, Agata Lapedriza, Aditya Khosla, Aude Oliva, and Antonio Torralba. 2017. Places: A 10 million image database for scene recognition. *IEEE Trans. Pattern Anal. Mach. Intell.* 40, 6 (2017), 1452–1464.

- [183] Hattie Zhou, Janice Lan, Rosanne Liu, and Jason Yosinski. 2019. Deconstructing Lottery Tickets: Zeros, Signs, and the Supermask. (May 2019). Retrieved 22 November 2019 from <http://arxiv.org/abs/1905.01067>
- [184] Zhengguang Zhou, Wengang Zhou, Richang Hong, and Houqiang Li. 2018. Online filter weakening and pruning for efficient convnets. In *2018 IEEE International Conference on Multimedia and Expo (ICME)*, 1–6.
- [185] Zhengguang Zhou, Wengang Zhou, Richang Hong, and Houqiang Li. 2018. Online Filter Clustering and Pruning for Efficient Convnets. In *IEEE International Conference on Image Processing*, 11–15.
- [186] Michael Zhu and Suyog Gupta. 2017. To prune, or not to prune: exploring the efficacy of pruning for model compression. *arXiv Prepr. arXiv1710.01878* (2017).
- [187] Yabin Zhu, Chenglong Li, Bin Luo, Jin Tang, and Xiao Wang. 2019. Dense Feature Aggregation and Pruning for RGBT Tracking. In *Proceedings of the 27th ACM International Conference on Multimedia (MM -19)*, 465–472.
- [188] Zhuangwei Zhuang, Minghui Tan, Bohan Zhuang, Jing Liu, Yong Guo, Qingyao Wu, Junzhou Huang, and Jinhui Zhu. 2018. Discrimination-aware channel pruning for deep neural networks. In *Advances in Neural Information Processing Systems*, 875–886.
- [189] Barret Zoph and Quoc V. Le. 2017. Neural architecture search with reinforcement learning. In *International Conference on Learning Representations*. Retrieved from <https://arxiv.org/abs/1611.01578>

8 APPENDIX A: CATERGORIZATION OF PRUNING STUDIES

Magnitude based pruning methods	
1988-91	Kruschke [92], Hanson and Pratt [63], Weigend [162], Weigend et al. [161]
2011	Graves[56]
2015	Han et al. [62],Polyak and Wolf [138]
2016	Hu et al. [78], Wen et al. [163]
2017	Aghasi et al. [1], He et al. [68], Li et al. [103], Liu et al. [120], Luo and Wu [122], Luo et al. [124], Wang et al. [160], Zhu and Gupta [186]
2018	Chen et al. [23], Yang He et al. [69], Huang and Wang [82],Jiang et al. [86], D. Lee, Kang, and Choi [98], Li et al. [102], Liu and Liu [116], Liu et al. [118], Luo and Wu [123], Qin et al. [141], Yazdani et al. [168], Ye et al. [169], Yu et al. [172], Zhang et al. [175], Zhou et al. [185]
2019	Shangyu Chen, Wang, and Pan [24], Ding, Ding, et al. [40], Ding, Ding, Guo, Han, et al. [42], Frankle and Carbin [49], Frankle et al. [50], Gui et al. [59], He et al. [70], Helwegen et al. [72], Hou et al. [76], Lee et al. [99], J. Li et al. [105], Zhang Liu et al. [117], Zhijian Liu et al. [119], Mittal et al. [127], Morcos et al. [131], Song et al. [152], Xu et al. [167], Yu et al. [171], C. Zhao et al. [177], Zhou et al. [183], Zhu et al. [187]
2020	Hubens et al. [83], Kim, Ahn, and Kim [89], Li, Li, and Chen [107], M. Lin, Ji, Li, et al. [112], S. Lin et al. [114], Niu et al. [136]
Similarity and clustering methods	
2017	RoyChowdhury et al. [145]
2018	Dubey, Chatterjee, and Ahuja [45], Son, Nah, and Mu Lee [151], Zhou et al. [185]
2019	Ayinde et al. [6], Ding, Ding, Guo, and Han [41], L. Li et al. [106], Y. Li et al. [109]
Sensitivity analysis methods	
1988	Mozer and Smolensky [132]
1990	LeCun et al. [97]
1992	Hassibi and Stork [64]
1993	Hassibi, Stork, and Wolff [65], Hassibi, Stork, Wolff, et al. [66]
2016	Cohen et al. [31], Molchanov, Grosse and Martens [58], Tyree, et al. [129],
2017	Ameen [2], Anwar, Hwang, and Sung [4], Dong, Chen, and Pan [43], Guo and Potkonjak [60], Neklyudov et al. [133]

2018	Bao et al. [10], Carreira-Perpinán and Idelbayev [20], Huang et al. [81], Huynh, Lee, and Balan [84], Zhuang et al. [188]
2019	Ameen and Vadera [3], Shuxin Chen et al. [25], Deng et al. [36], Jin et al. [87], N. Lee et al. [100], H. Li et al. [104], Molchanov et al. [128], Peng et al. [137], Qin et al. [140], Wang et al. [159], Xiao, Wang, and Rajasekaran [166]
Knowledge distillation methods	
2006	Buciluă et al. [19]
2014	Romero et al. [144]
2015	Hinton et al. [73]
2017	Gregor Urban et al. [57]
2019	Bao, Liu, and Zhang [11], Lemaire, Achkar, and Jodoin [101], L. Zhang et al. [174], Dong and Yang [44]
Low rank methods	
2013	Sainath et al. [147]
2014	Jaderberg et al. [85]
2015	Lebedev et al. [93]
2016	Zhang et al. [176]
2018	Lin et al. [115]
Quantization methods	
2014	Denton et al. [38], Gong et al. [53]
2015	Chen et al. [26]
2016	Courbariaux and Bengio [32], Rastegari et al. [142]
2017	A. Zhou et al. [180]
2018	Liu et al. [118], Tung and Mori [156]
2019	Banner, Nahshan, and Soudry [9], Jung et al. [88], Y. Zhao et al. [178]
Architectural design methods	
2017	Baker et al. [8], Howard et al. [77], Lin et al. [110], Zoph and Le. [189]
2018	Gordon et al. [55], Yihui He et al. [71], Zhong et al. [179]
2019	Dai et al. [34], X. Li et al. [108], J. Zhang et al. [173]
2020	M. Lin, Ji, Zhang, et al. [113]
Hybrid Methods	
2016	Chung and Shin [30], Han et al. [61]
2018	Goetschalckx et al. [52]
2019	Gadosey, Li, and Yamak [51]
Survey Papers	
1993	Reed[143]
2018	J. Cheng et al. [27], Y. Cheng et al. [28], Lebedev and Lempitsky [94]
2019	Elsken et al. [46], Hossain et al. [75]

9 APPENDIX B: SUMMARY OF NOTATION

- In general, we use X to denote input channels, W to denote weights of filters and Y to denote output channels.
- Y_j is used to denote the output feature map obtained by applying a filter $W_{j,i}$ on input channels X_j
- w_i, w_j, w_{ji} are used to denote individual weights.

- β is used to denote a binary mask where $\beta_i = 1$ indicates that a the i^{th} filter or feature maps should be retained and $\beta = 0$ indicates that it should be removed.
- \mathcal{L} is used to denotes a loss function.
- L_0, L_1, L_2 , denote the norms, L_0 counting the non-zero values, with L_1 being the sum of the absolute values, and L_2 being the square root of the sum of squares (Euclidean distance).
- $\|W\|_n$ will also be used to indicate the use of a norm in an equation, with the subscript n indicating the specific norm. $\|W\|_F$ known as the Frobenius norm is sometimes used to denote the application of the Euclidean distance to the elements of a matrix.

10 APPENDIX C: DATA SETS AND ARCHITECTURES

Table 1. A summary of the main data sets used by pruning algorithms

Data set	Brief Description
MNIST LeCun et al. 1998 [96]	The MNIST (Modified National Institute of Standards and Technology) data set consists of handwritten 28x28 images of digits. It has 60,000 examples of training data and 10,000 examples for the test set.
PASCAL VOC Everingham et al. 2005-2012 [47,48]	The PASCAL VOC data sets have formed the basis of an annual competitions from 2005 to 2012. The VOC 2007 data annotates objects in 20 classes and consists of 9,963 images and 24,640 annotated objects. The VOC 2012 data, which consists of 11530 images, are annotated with 27450 regions of interest and 6929 segmentations.
CamVid Brostow, et al. 2008 [17,18]	CamVid (Cambridge-driving Labelled Video Database) is a data set with videos captured from an automobile. In total over 10mins of video is provided together with over 700 images from the videos that have been labelled. Each pixel of an image is labelled to indicate if it is part of an objects in one of 32 semantic classes.
Oxford-Flowers Nilsback and. Zisserman 2008 [135]	The Oxford-Flowers data consists of 102 classes of common flowers in the UK. It provides 2040 training images and 6129 images for testing.
LFW Huang et al. 2008 [79]	The LFW (Labelled Faces in the Wild) is one of the largest and widely used data sets to evaluate face recognition algorithms. It includes 250x250 pixel images of over 5.7K individuals, with over 13K images in total.
CIFAR-10 &100 Krizhevsky et al. 2009 [90]	The CIFAR-10 (Canadian Institute for Advanced Research) data set is a collection of 32x32 colour images in 10 different classes. The data set splits into two sets: 50,000 images for training and 10,000 for testing. CIFAR-100 is similar to CIFAR-10 but has 100 classes, where each class has 500 training images and 100 test images.
ImageNet Deng et al. 2009 [35]	ImageNet contains millions of images organized using the WordNet hierarchy. It has over 14M images classified in over 21K groups and has provided the data sets for the ImageNet Large Scale Visual Recognition Challenges (ILSVRC) [146] held since 2010. It is one of the most widely used data sets in benchmarking deep learning models and methods for pruning. A smaller subset known as TinyImageNet is sometimes used and is also available (https://tiny-imagenet.herokuapp.com). It consists of 200 classes with 500 training, 50 validation and 50 testing images per class.
SVHN Netzer et al. 2011 [134]	The SVHN (Street View House Number) data set is a collection of 600K, 32x32 images of house numbers in Google Street View images. The data set provides 73, 257 images for training and 26,032 for testing.
UCSD-Birds Wah et al. 2011 [158]	The UCSD-Birds data set provides 11788 images of birds, labelled as one of 200 different types of species. The data is split into training and testing sets of 5994 and 5794 respectively.
Places365 Zhou et al. 2014 [181,182]	Places365 is a data set with 8 million 200x200 pixel images of scenes labeled with one of 434 categories, such as bridge, kitchen, boxing ring, etc. It provides 50 images per class for validation and the test set consist of 500 images per class.
CASIA-WebFace Zhen et al. 2014 [170]	CASIA-WebFace is a data set that was created for evaluating face recognition systems. It provides over 494K images of over 10K individuals.

WMT'14 En2De Bojar et al. 2014 [15]	WMT'14 En2De is one of the benchmark language data sets provided for a task set for the Workshop on Statistical Machine Translation held in 2014. This data set consists of 4.5M English-German pairs of sentences.
FashionMNIST Xiao et al. 2017 [165]	FashionMNIST is an alternative to the MNIST data set with 28x28 images of fashion products classified in 10 categories. Like MNIST, there are 60,000 images for training and 10,000 images for testing.

Table 2. A summary of the architectures used in evaluating pruning algorithms

Network	Brief Description
LSTM Hochreiter and Schmidhuber 1997 [74]	The LSTM (Long Short Term Memory) network is used in problems where there is a need for sequential learning, for example in applications such as language modelling and speech recognition. These networks consist of a chain of LSTM units that maintain a hidden state and which pass their outputs and state to the next unit. Each LSTM unit has three processing subunits: one that learns which parts of a state passed to it should be forgotten, another that learns what new information should be added to the state, and a third that produces the output. Each unit has neural networks to help perform these operations and weights that need to be learned. The size of the networks varies. For example, a two-layer medium sized LSTMs, of the kind used in evaluating pruning algorithms, has around 20M parameters.
LeNet-300-100 LeCun et al. 1998 [96]	LeNet-300-100 is a two hidden layer, fully connected network with 267k parameters developed for classifying the MNIST data.
LeNet-5 LeCun et al. 1998 [96]	The LeNet-5 network is credited as being one of the first to introduce the layered approach, in which convolutions are followed by pooling to learn the features, which are then used by fully connected layers to perform classification. It was used to classify 28x28 images of handwritten digits from the MNIST data and has 2 layers of convolutions and 2 fully connected layers. It is a relatively small network with 431K parameters, with 406K parameters in the fully connected layers.
AlexNet Krizhevsky et al. 2012 [91]	AlexNet took the layered concept of convolutions, pooling and fully connected layers of LeNet-5 to a new scale, resulting in a step change in performance and winning the ImageNet Large Scale Visual Recognition Challenge (ILSVRC) in 2012. It has 5 convolution layers with 2.3M weights and 3 fully connected layers with 58.6 M weights.
VGG Simonyan and Zisserman. 2015 [150]	The VGG network resulted in a further step improvement in performance in the ImageNet competition over previous networks. Although it was ranked second to Google's Inception network in the ILSVRC competition in 2014, it offered an elegant architecture which consists of layers of 3x3 convolutions, each followed by pooling to reduce the size of the feature maps. These layers are then followed by 3 fully connected layers and a softmax classification layer. Varying number of layers have been used resulting in models labelled VGG-11, VGG-16 and VGG-19, where the numeric suffix indicates the number of layers. For example, VGG-16 has 13 convolutional layers followed by 3 fully connected layers. VGG-16 has 138M parameters, with 124M in the fully connected layers.
ResNet Kaiming et al. 2016 [67]	The ResNet architecture is based on the insight that a deeper network should perform at least as well as the shallower network, although this appeared not to be the case with previous architectures. To overcome this, ResNet utilizes units called residual blocks that learn the residuals which are combined with the input features via a skip connection as input for the next layer. Residual blocks consist of a stack of 3 layers consisting of filters of size 1x1, 3x3, 1x1. The first layer of 1x1 convolutions reduce the dimensions of the input for the 3x3 filters, and the following layer of 1x1 convolutions scale them back up. The authors experiment with different size residual networks; for example ResNet-50 consists of 50 convolutional layers with 23.5M weights and one fully connected layer with 1000 nodes. The authors of ResNet report better results than VGG-16 and GoogLeNet (also known as InceptionNet).
DenseNet Huang et al. 2017 [80]	DenseNet is based on the idea that features at different levels can provide useful information for classification. Thus, DenseNet utilizes units called Dense blocks which consist of layers that can take the feature maps of the previous layers within the block as input. The architecture of DenseNets consists of Denseblocks connected together with transition layers that enable down sampling from one Dense block to the next. The precise number of layers in Dense blocks and the extent of down sampling is varied depending on the task. For example, DenseNet-201 consists of four dense blocks followed by a fully connected layer with 1000 nodes, and has 20M parameters in total. In their comparisons, the authors of DenseNet present results showing that it can outperform ResNet models.
Xception Chollet 2017	The Xception architecture is based on the hypothesis that mapping of correlations between channels and spatial correlations can be decoupled. Unlike the usual convolutions, Xception networks apply convolutions on each channel independently, combine the outputs and provide them as input to 1x1 convolutions, thereby

[29]	decoupling the process of finding cross-channel and spatial correlations. The architecture consists of 36 convolutional layers aimed at learning the features, which are followed by a linear regression layer and an optional fully connected layer for classification. Xception has 28.8M parameters (without FC layer). The author's report better results than VGG-16 and ResNet-152 on the ImageNet data and similar results to Inception V3 but in less time.
SegNet Badrinarayanan, et al. 2017 [7]	SegNet performs scene segmentation using a sequence of convolutional layers for encoding the scene followed by corresponding convolutional layer for decoding. Pooling is used to down sample after each layer of convolutions when encoding, and used to up sample prior to each layer of decoding convolutions. Four layers of convolutions are used for encoding and four for decoding, with a final softmax layer to classify each pixel. The convolutions all adopt 7x7 filters and each layer adopts 64 feature maps. The SegNet encoder network has 29M parameters that need to be learned.
FCN32s Shelhamer et al. 2017 [121,149]	FCN32s (Fully Convolutional Network – 32 precision output) is a scene segmentation network that uses 7 convolutional layers to first encode an image. The encoded feature maps are then deconvolved by a transpose convolution layer to produce the pixel level segmentation of the input image. The FCN-32s network has 136M parameters that need to be learned.
Transformer Vaswan et. al. 2017 [157]	Transformer networks are designed to process sentences by using a sequence of encoders to obtain a representation of the words and followed by decoders that produce the output sequence. They differ from other types of networks in that each encoder/decoder utilizes an attention focusing mechanism that computes the weight that should be given to each of the other words when encoding/decoding using a fully connected feedforward network. The size of these networks depends on the number of encoders/decoders used as well as the size of the embeddings used. A base model, of the kind used in evaluating pruning methods, that has 6 encoders, embeddings of size 512, hidden layers of size 2048, has 65M parameters.
SCRATCH Dong et al. 2014 [170]	The SCRATCH network is a 10-layer convolutional network designed for face recognition, and uses 3x3 filters and pooling after every two layers of convolutions. Max pooling is used after the first 4 pairs of convolutional layers and the final convolutional layer is followed by average pooling, a fully connected and softmax layer. In total there are 5M parameters, with 3.3M parameters in the fully connected layer.

11 APPENDIX C:SUMMARY OF PIVOT TABLE

To enable comparison of the levels of performance achieved by the pruning methods surveyed, an Excel Pivot table with the information listed in Table 3 has been developed and is available from the authors. The pivot table allows visualization of data by selecting the relevant method(s), the data sets and the performance measures of interest (e.g. FLOPs, compression, reduction in accuracy from base levels). Figure 5 shows an example graph that can be generated, which shows the highest reported accuracy achieved by the various pruning methods on the ImageNet data. The table also allows readers to find studies where certain data sets or architectures are used, and how frequently they are used.

Table 3. Description of the data provided in the companion pivot table

Column	Description
Method Authors	Authors of the method and year of the publication of the paper describing the method
Method Name	Short Name given to the method. E.g. AOFP. ThiNet, etc.
Authors reporting results	Authors of paper reporting evaluation results. This can be authors of the other methods reporting comparisons as well as the originator of the method.
Model	Network used. E.g. ResNet50, DenseNet-40. See summary in Table 2
Data set	Data used. E.g. MNIST, CIFAR-10, etc. See summary in Table 1.
Top-1 Accuracy	Accuracy based on the correct answer being ranked first by the baseline model.
Top-5 Accuracy	Accuracy based on the correct answer being in the top 5 in the baseline model.
Flops	Floating Point Operations
Parameters	The number of parameters in the model prior to pruning
Top-1 Accuracy+	Top 1 accuracy after pruning
Top-5 Accuracy+	Top 5 accuracy after pruning
Flops+	Flops after pruning
Parameters+	Parameters after pruning
Drop in Top 1 Accuracy	= Top-1 Accuracy - Top-1 Accuracy+

Drop in Top-5 Accuracy	= Top-5 Accuracy - Top-5 Accuracy+
Drop in Flops	= Flops – Flops+
Drop in Parameters	= Parameters – Parameters+
Title of Paper	Title of the paper reporting the results
Link to Paper	A weblink to the paper where available

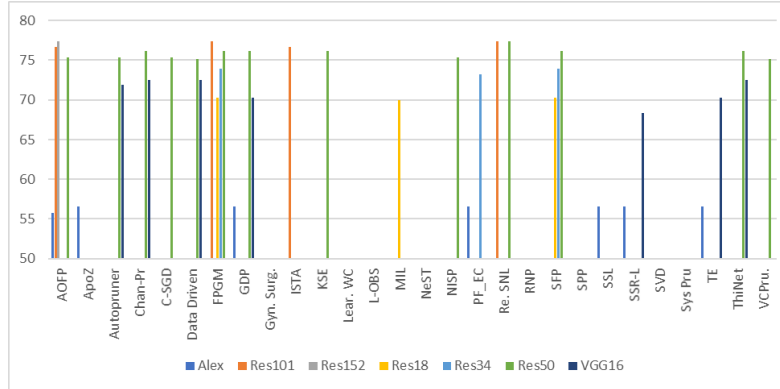


Figure 5 : Graph illustrates one use of the pivot table. It shows the highest reported top-1 accuracy achieved by various pruning methods on the ImageNet data. The X axis lists the names of the pruning algorithms and Y axis is the accuracy. Empty columns denote lack of reported data in the source papers.