

# LARGE-SCALE MIDI-BASED COMPOSER CLASSIFICATION

*Qiuqiang Kong, Keunwoo Choi, Yuxuan Wang*

ByteDance, Mountain View, California, USA  
{kongqiuqiang, keunwoo.choi, wangyuxuan.11}@bytedance.com

## ABSTRACT

Music classification is a task to classify a music piece into labels such as genres or composers. We propose large-scale MIDI based composer classification systems using GiantMIDI-Piano, a transcription-based dataset. We propose to use piano rolls, onset rolls, and velocity rolls as input representations and use deep neural networks as classifiers. To our knowledge, we are the first to investigate the composer classification problem with up to 100 composers. By using convolutional recurrent neural networks as models, our MIDI based composer classification system achieves a 10-composer and a 100-composer classification accuracies of 0.648 and 0.385 (evaluated on 30-second clips) and 0.739 and 0.489 (evaluated on music pieces), respectively. Our MIDI based composer system outperforms several audio-based baseline classification systems, indicating the effectiveness of using compact MIDI representations for composer classification.

**Index Terms**— Composer classification, symbolic music understanding, music information retrieval

## 1. INTRODUCTION

Music classification is a task to classify music pieces into a certain set of categories such as genres [1], composers, mood, or tags [2]. As a tool for music listeners and creators, music classification can be deployed as a part of music recommendation systems. With the overwhelming sizes of available online music catalogues, music classification has been gaining a vast amount of attention in music research community and industry [3].

A majority of music classification research has been performed on the audio signal domain. This may have been a practical choice because the audio signal is the final form of produced music for most of music genres. For example, deep learning based methods have been proposed and have achieved state-of-the-art performances in various music classification tasks [4, 5, 6]. Similarly, many datasets with audio signals and corresponding labels have been created such as GTZAN [1] and FMA [7] for genre classification, IRMAS [8] and OpenMIC [9] for instrument recognition, and MSD [10] and MagnaTagATune [11] for tagging.

In this paper, although it has been extremely popular, we hypothesize that using audio signals might introduce an inherent limitation to build composer classification systems. Audio signal is rather an entangled representation of music. One may see music as a combination of a symbolic representation and a timbre. Symbolic representations usually include musical notes and notations and are used to be the final form of music production in classical music. This means that a composer classification system can benefit from symbolic representations by focusing on an aspect of music that is the most relevant to the composer. In addition, the compactness of symbolic representations may lead to a more efficient system in terms of computation and memory usage.

In practice, the progress of music classification using symbolic representations has not been very fast. This is partly due to the lack of datasets. There exist a few datasets that include symbolic representations of classical music [12, 13], but the number of composers of these datasets are limited. For example, a recently released the MAESTRO dataset includes 61 classical composers [12]. As a result, the existing works have shown some limited scalabilities [14, 15, 16] such as the small number of unique music pieces. There are two issues with the small scale experiments. First, it is difficult to expect that the trained models would generalize well with unseen examples, i.e., the models can overfit to the whole dataset. Second, the wisdom such as optimization method or architectural choice might not be applicable to large scale experiments in the real world.

In this article, we propose large-scale and MIDI-based composer classification systems for 10 and 100 composers. The systems are trained and evaluated on GiantMIDI-Piano dataset [17], the largest public classical piano MIDI dataset to date. The novelty of this work is that we compare audio based log mel spectrogram features with transcribed MIDI representations for composer classification. We propose to use frame rolls, onset rolls, and velocity rolls extracted from MIDI files as input feature. We report that our systems with MIDI input outperform the baseline systems with the log mel spectrogram feature. We show that the classification result of different composers varies.

This paper is organized as follows. Section 2 introduces the dataset and input representations. Section 3 introduces the details of the deep neural network architectures we used.

Section 4 shows experimental results and Section 5 concludes the work.

## 2. DATASET AND REPRESENTATION

### 2.1. GiantMIDI-Piano dataset

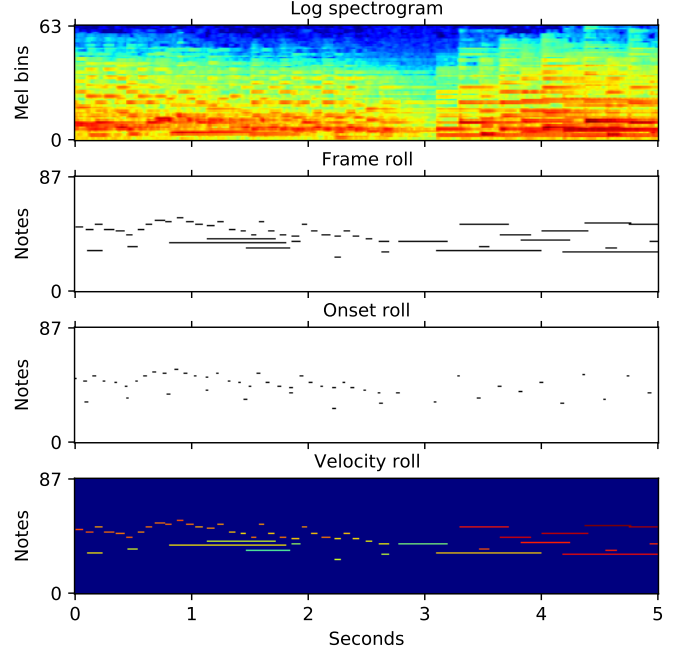
Previous composer classification systems [14, 15, 16] were developed on relative small datasets which only include tens of composers. In other words, There is a lack of research on large-scale composer classification. Recently, Kong et al. have released a large-scale MIDI dataset called GiantMIDI-Piano [17]. GiantMIDI-Piano is collected as follows. 1) The names of pieces and composers are collected from the International Music Score Library Project (IMSLP). 2) Audio recordings are downloaded from YouTube by searching the names of pieces and composers. 3) A piano solo detection system is applied to detect piano solos. 4) Piano solos are transcribed to MIDI files using a high-resolution piano transcription system [18]. In total, there are 10,854 transcribed MIDI files composed by 2,786 composers. The duration of music pieces and number of composers of GiantMIDI-Piano are significantly longer and larger than previous piano MIDI datasets [12, 13].

### 2.2. Data representation

For audio based composer classification, we use log-magnitude mel spectrograms as input feature following previous research [19, 5, 20, 4]. We denote a log mel spectrogram as  $X_{\text{mel}}$  with a shape of  $T \times F$ , where  $T$  is the number of frames and  $F$  is the number of mel bins. The first row of Fig. 1 shows the log mel spectrogram of a 5-second audio clip.

For MIDI based composer classification, we follow and extend previous works [21, 16] using piano rolls as input features. A piano roll is in a shape of  $T \times K$ , where  $T$  is the number of temporal frames and  $K$  is number of pitches which is set to 88, the number notes on a piano. Based on what it represents, there are so called a frame roll, an onset roll, and a velocity roll. In this work, we use all three for them as well as their combinations as input representations to the proposed systems.

A **frame roll**,  $X_{\text{frame}}$ , is binarized to 1 or 0 and represents the activation of piano notes in each temporal frame. An **onset roll**,  $X_{\text{onset}}$ , provides onset information of every played note and is binarized as well. Previous works have shown that onsets are important for music understanding such as piano transcription [12, 18] and we expect onset rolls would provide supplementary information to frame rolls. Finally, a **velocity roll**,  $X_{\text{vel}}$ , represents the recorded velocity in the MIDI format. The original value in MIDI recording ranges from 0 to 127 but we normalized it to  $[0, 1]$ . Articulations are important parts of music pieces that can be represented in velocity rolls. For example, composers may have distinctive patterns in using dynamics in their works. The second,



**Fig. 1.** From top to bottom – A log mel spectrogram, a MIDI frame roll, a MIDI onset roll, and a MIDI velocity roll of a 5-second audio clip in GiantMIDI-Piano dataset.

third, and fourth rows of Fig. 1 illustrates the frame, onset, and velocity roll of a 5-second MIDI clip, respectively.

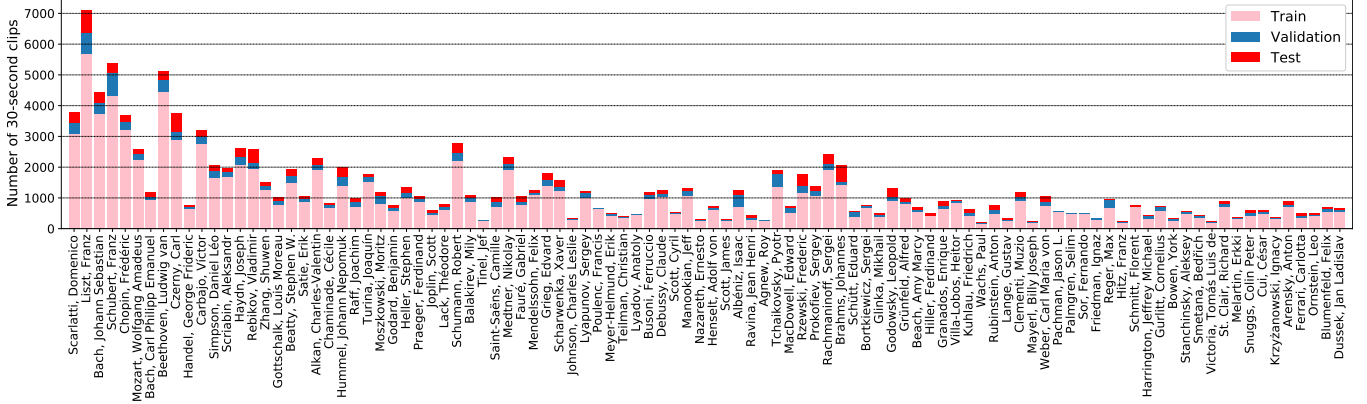
In the experiment, the final input representation of an item is a multi-channel  $T \times K$  image where each roll corresponds to each channel.

## 3. COMPOSER CLASSIFICATION MODEL

We use the same Convolutional Neural Networks (CNNs) architecture for both audio-based and MIDI-based classification. The only difference is the number of input channel, which is 1 for audio based classification and equal to the number of rolls used (3 in the reference system which uses all the rolls) in MIDI based classification.

The CNN consists of 8 convolutional layers [5, 20], each of which consists of a linear convolution operation with a kernel size of  $3 \times 3$ , a ReLU nonlinearity [22], and a batch normalization [23]. Average pooling layers with shapes of  $2 \times 2$  are applied after every two convolutional layers. A global max pooling operation is applied after the last convolutional layer to summarize feature maps to an embedding vector. Then, two fully connected layers followed by a softmax non-linearity are used to predict the output probabilities of composers. We set the numbers of output channels of convolutional layers to 64, 64, 128, 128, 256, 256, 512, and 512. Dropout [24] rates of 0.2 and 0.5 are used after all the convolutional blocks and fully connected layers, respectively.

Vanilla CNNs usually have limited receptive field size and



**Fig. 2.** Number of training, validation and testing 30-seconds of top 100 composers sorted by their number of works in descending order.

**Table 1.** Class-wise accuracies of the 10-composer classification systems (CRNN)

	Scarlatti	Liszt	J. S. Bach.	Schubert	Chopin	Mozart	C. P. E. Bach	Beethoven	Czerny	Handel	Avg.
Audio (Log mel spectrogram)	<b>0.886</b>	0.780	0.784	0.460	0.395	0.516	<b>0.735</b>	<b>0.384</b>	0.640	<b>0.618</b>	0.620
MIDI (frame)	0.834	0.716	0.852	0.416	<b>0.682</b>	0.497	0.621	0.329	0.683	0.559	0.619
MIDI (onset)	0.834	0.770	<b>0.864</b>	0.378	0.558	0.484	0.583	0.353	0.643	0.544	0.601
MIDI (frame + onset)	0.874	0.764	0.802	0.392	0.592	0.497	0.636	0.318	0.711	0.544	0.613
MIDI (frame + onset + velocity)	0.829	<b>0.796</b>	0.831	<b>0.555</b>	0.597	<b>0.584</b>	0.705	0.240	<b>0.759</b>	0.588	<b>0.648</b>

can not capture a long temporal dependency of audio signals. To address this problem, we propose to apply recurrent neural networks after convolutional layers to increase the representation abilities of models which are called convolutional recurrent neural networks (CRNNs) [25]. Convolutional layers are used for extracting high-level features from inputs and recurrent layers are used for capturing long time dependencies of log mel spectrogram or MIDI rolls. We use bidirectional gated recurrent unit (biGRU) to model the recurrent neural network to utilize both past and future information [?].

During inference, we input 30-second audio clips or MIDI clips into trained models to predict the presence probabilities of composers on 30-second clips. However, a music piece usually consists of several 30-second clips. We aggregate the clip-wise predictions by directly averaging the probability outputs of a model over the clips.

## 4. EXPERIMENTS

### 4.1. Overview

We perform experiments to test the proposed MIDI based composer classification systems on the GiantMIDI-Piano dataset [17]. For the 10-composer and 100-composer classification systems, out of 2,786 composers in the dataset, we select top 10 and 100 composers based on the numbers of piano pieces. The 100 composers are listed at the horizontal axis of Fig. 2. The dataset is split into training, validation, and test subsets with a ratio of 8:1:1 in a stratified fashion.

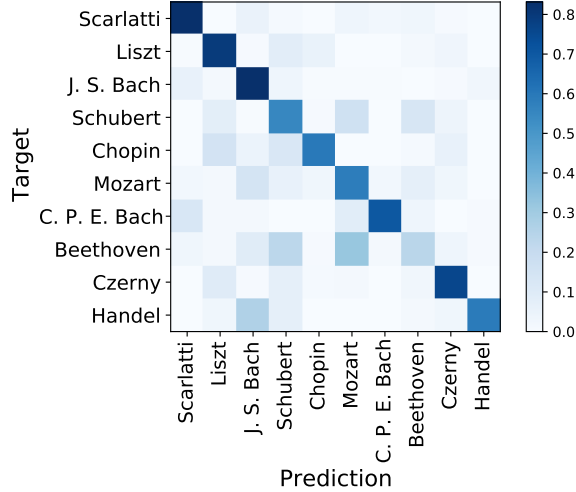
We segment every music piece into 30-second clips for training and testing. Each clip inherits the composer label of its parent music piece. Fig. 2 shows the numbers of 30-second clips in training, validation and test set for the top-100 composers. In total, there are 31,127 30-second clips for training 10-composer classification systems and 101,417 30-second clips for training 100-composer classification systems.

For the audio based system, we compute the magnitude of a short time Fourier transform (STFT) with a Hann window size 1024 and a hop size of 160. Then, we apply 64 mel filter banks on the spectrograms followed by a logarithm operation to extract log mel spectrograms. To obtain MIDI representation  $X_{\text{roll}}$ , we parse the onset, offset and velocity information of notes from transcribed MIDI files to obtain  $X_{\text{frame}}$ ,  $X_{\text{onset}}$ , and  $X_{\text{vel}}$  to constitute  $X_{\text{roll}}$ .

During training, we use a categorical crossentropy loss, an Adam optimizer [26] with a learning rate of 0.001, and a batch size of 16.

### 4.2. Results

Table 1 shows the class-wise classification accuracies of 10-composer classification system. All systems are based on CRNN architectures with different inputs. The classification results noticeably vary among systems and composers. We observe two patterns from this result. First, some composers are more easily distinguishable than others. For example, the classification accuracy of Scarlatti are over 0.82 for all systems. This was also observed in [16]. Second, for the clas-



**Fig. 3.** Confusion matrix of 10-composer classification with CRNN using MIDI frame + onset + velocity rolls as input.

sification of each composer, the importance of frame, onset, and velocity varies, and furthermore, some of the information even hurt the performance. For example, the classification accuracies of Liszt, Schubert, Mozart, and Czerny are higher when all the MIDI rolls are used than other MIDI-based systems, indicating that velocity plays an important roll in classifying Liszt. This also holds for the average accuracy. However, for J. S. Bach, Chopin, Beethoven, C. P. E. Bach, and Handel, adding the velocity roll to the frame + onset system degraded the performance.

Fig. 3 shows the confusion matrix of 10-composer classification result. Beethoven is often confused with Schubert and Mozart. However, the model is less misclassify the pieces by Schubert and Mozart as Beethoven. This might be due to the exceptionally wide range of musical style Beethoven’s pieces have, but a deeper analysis would be necessary to confirm this conjecture. The pieces of Handel turns out to be mostly confused with the pieces of J. S. Bach, who are both from Baroque era. A similar pattern has been also observed in [16].

Table 2 shows the ‘macro’-averaged classification accuracies of 30-second clips of all composers. Macro-average is obtained by first calculating the classification accuracies of individual composers, then, averaging the them over all the composers. Table 2 shows that the CRNN performs better than the CNN in both 10-composer and 100-composer classification tasks. The CNN and CRNN systems with log mel spectrogram achieve 10-composer classification accuracies of 0.589 and 0.620, respectively. With using frame + onset + velocity MIDI rolls, the systems achieve accuracies of 0.604 and 0.648, respectively. On the other hand, log mel spectrogram outperforms MIDI representations as input for 100-composer classification. One reason might be because there are several music pieces played by similar pianos in the training and test-

**Table 2.** The accuracies of 30-second clip-wise classification

	10-COMPOSER		100-COMPOSER	
	CNN	CRNN	CNN	CRNN
Audio (Log mel spectrogram)	0.589	0.620	<b>0.341</b>	<b>0.385</b>
MIDI (frame)	0.573	0.619	0.303	0.322
MIDI (onset)	0.571	0.601	0.281	0.290
MIDI (frame + onset)	0.598	0.613	0.317	0.338
MIDI (frame + onset + velocity)	<b>0.604</b>	<b>0.648</b>	0.324	0.342

**Table 3.** The accuracies of piece-wise composer classification by averaging model outputs

	10-COMPOSER		100-COMPOSER	
	CNN	CRNN	CNN	CRNN
Audio (Log mel spectrogram)	0.592	0.643	0.402	0.411
MIDI (frame)	0.666	0.737	0.452	0.484
MIDI (onset)	<b>0.669</b>	0.672	0.419	0.427
MIDI (frame + onset)	0.623	0.691	<b>0.467</b>	<b>0.489</b>
MIDI (frame + onset + velocity)	0.661	<b>0.739</b>	<b>0.467</b>	0.477

ing set, which can affect more in 100-composer classification due to its wide coverage of the dataset. Log mel spectrogram-based system learns piano timbre information and achieves better classification result than transcribed piano rolls.

Table 3 shows the macro-averaged classification accuracies of music pieces of all composers. The piece-wise predictions are obtained as explained in Section 3. For 10-composer classification, the CRNN system using frame + onset + velocity as input achieves the highest accuracy of 0.739. For 100-composer classification, the CRNN system using frame + onset as input achieves the highest accuracy of 0.489. The piece-wise results are higher than 30-second clip-wise results, indicating that by averaging the predictions of 30-second clips, the noise of the prediction introduced by selecting an arbitrary segmentation can be successfully suppressed with multiple segments.

## 5. CONCLUSION

In this paper, we proposed large-scale MIDI based composer classification systems of classical piano solo works. This is the first work of investigating transcribed MIDI files from audio recordings for composer classification. The MIDI representations include frame roll, onset roll and velocity rolls (or their subsets), and convolutional neural networks and convolutional recurrent neural networks are used as models to build composer classification systems. We show that the classification accuracies of different composers vary among different systems. Our best system achieved accuracies of 0.739 and 0.489 on 10-composer and 100-composer classification respectively. A future direction can be a generalization towards other music genres and instruments, which would expand the scope of the proposed system to popular music and make such a system more widely useful.

## 6. REFERENCES

- [1] George Tzanetakis and Perry Cook, “Musical genre classification of audio signals,” *IEEE Transactions on speech and audio processing*, vol. 10, no. 5, pp. 293–302, 2002.
- [2] Paul Lamere, “Social tagging and music information retrieval,” *Journal of new music research*, vol. 37, no. 2, pp. 101–114, 2008.
- [3] Juhan Nam, Keunwoo Choi, Jongpil Lee, Szu-Yu Chou, and Yi-Hsuan Yang, “Deep learning for audio-based music classification and tagging: Teaching computers to distinguish rock from bach,” *IEEE signal processing magazine*, vol. 36, no. 1, pp. 41–51, 2018.
- [4] Sander Dieleman and Benjamin Schrauwen, “End-to-end learning for music audio,” in *2014 IEEE International Conference on Acoustics, Speech and Signal Processing (ICASSP)*. IEEE, 2014, pp. 6964–6968.
- [5] Keunwoo Choi, George Fazekas, and Mark Sandler, “Automatic tagging using deep convolutional neural networks,” *The 17th International Society of Music Information Retrieval Conference, New York, USA*, 2016.
- [6] Jongpil Lee, Jiyoung Park, Keunhyoung Luke Kim, and Juhan Nam, “Sample-level deep convolutional neural networks for music auto-tagging using raw waveforms,” *arXiv preprint arXiv:1703.01789*, 2017.
- [7] Michaël Defferrard, Kirell Benzi, Pierre Vandergheynst, and Xavier Bresson, “FMA: A dataset for music analysis,” 2017.
- [8] Juan José Burred, Axel Robel, and Thomas Sikora, “Dynamic spectral envelope modeling for timbre analysis of musical instrument sounds,” *IEEE Transactions on Audio, Speech, and Language Processing*, vol. 18, no. 3, pp. 663–674, 2009.
- [9] Eric Humphrey, Simon Durand, and Brian McFee, “Openmic-2018: An open data-set for multiple instrument recognition,” in *Proceedings of the International Society for Music Information Retrieval (ISMIR)*, 2018, pp. 438–444.
- [10] Thierry Bertin-Mahieux, Daniel PW Ellis, Brian Whitman, and Paul Lamere, “The million song dataset,” 2011.
- [11] Edith Law, Kris West, Michael I Mandel, Mert Bay, and J Stephen Downie, “Evaluation of algorithms using games: The case of music tagging,” in *ISMIR*, 2009, pp. 387–392.
- [12] C. Hawthorne, A. Stasyuk, A. Roberts, I. Simon, C. A. Huang, S. Dieleman, E. Elsen, J. Engel, and D. Eck, “Enabling factorized piano music modeling and generation with the maestro dataset,” *International Conference on Learning Representations (ICLR)*, 2019.
- [13] V. Emiya, N. Bertin, B. David, and R. Badeau, “Maps-a piano database for multipitch estimation and automatic transcription of music,” in *Research Report, INRIA-00544155f*, 2010.
- [14] Zehra Cataltepe, Yusuf Yaslan, and Abdullah Sonmez, “Music genre classification using midi and audio features,” *EURASIP Journal on Advances in Signal Processing*, vol. 2007, pp. 1–8, 2007.
- [15] Dorien Herremans, David Martens, and Kenneth Sörensen, “Composer classification models for music-theory building,” in *Computational Music Analysis*, pp. 369–392. Springer, 2016.
- [16] Sunghyeon Kim, Hyeyoon Lee, Sunjong Park, Jinho Lee, and Keunwoo Choi, “Deep composer classification using symbolic representation,” *International Society of Music Information Retrieval (ISMIR), Late-Breaking/Demo Session, Montreal, Canada*, 2020.
- [17] Qiuqiang Kong, Bochen Li, Jitong Chen, and Yuxuan Wang, “Giantmidi-piano: A large-scale midi dataset for classical piano music,” *arXiv preprint arXiv:2010.07061*, 2020.
- [18] Q. Kong, B. Li, X. Song, Y. Wan, and Y. Wang, “High-resolution piano transcription with pedals by regressing onsets and offsets times,” in *arXiv preprint arXiv:2010.01815*, 2020.
- [19] Keunwoo Choi, György Fazekas, Mark Sandler, and Kyunghyun Cho, “A comparison of audio signal preprocessing methods for deep neural networks on music tagging,” in *2018 26th European Signal Processing Conference (EUSIPCO)*, 2018, pp. 1870–1874.
- [20] Qiuqiang Kong, Yin Cao, Turab Iqbal, Yuxuan Wang, Wenwu Wang, and Mark D Plumbley, “Panns: Large-scale pretrained audio neural networks for audio pattern recognition,” *arXiv preprint arXiv:1912.10211*, 2019.
- [21] Christian Walder, “Modelling symbolic music: Beyond the piano roll,” in *Asian Conference on Machine Learning*, 2016, pp. 174–189.
- [22] Vinod Nair and Geoffrey E Hinton, “Rectified linear units improve restricted boltzmann machines,” in *ICML*, 2010.
- [23] Sergey Ioffe and Christian Szegedy, “Batch normalization: Accelerating deep network training by reducing internal covariate shift,” *arXiv preprint arXiv:1502.03167*, 2015.
- [24] Nitish Srivastava, Geoffrey Hinton, Alex Krizhevsky, Ilya Sutskever, and Ruslan Salakhutdinov, “Dropout: a simple way to prevent neural networks from overfitting,” *The journal of machine learning research*, vol. 15, no. 1, pp. 1929–1958, 2014.
- [25] Keunwoo Choi, György Fazekas, Mark Sandler, and Kyunghyun Cho, “Convolutional recurrent neural networks for music classification,” in *2017 IEEE International Conference on Acoustics, Speech and Signal Processing (ICASSP)*. IEEE, 2017, pp. 2392–2396.
- [26] Diederik P Kingma and Jimmy Ba, “Adam: A method for stochastic optimization,” *arXiv preprint arXiv:1412.6980*, 2014.