

On the Fault Tolerant Distributed Data Caching using LDPC Codes in Cellular Networks

Elif Haytaoglu, Erdi Kaya and Suayb S. Arslan

Abstract

The proliferation of mobile data has worked its way to become commonplace, the base station-mobile data communication has reached unprecedented levels, which in turn heavily overloaded the underlying infrastructure. To reduce the burden on the base stations, intra-cell communication between the local devices, known as Device-to-Device communication, is utilized for distributed data caching. Nevertheless, due to the continuous departure of existing nodes and the arrival of newcomers, the absence of the cached data may lead to permanent data loss within the same cell. In this study, we propose and analyze the use of a class of LDPC codes as a viable fault tolerance alternative for distributed data caching in cellular networks. To that end, a novel repair algorithm for LDPC codes is proposed in a distributed caching context. This novel algorithm is designed to exploit the minimal direct base station communication which does not exist in the traditional distributed storage literature. To assess the versatility of LDPC codes in a distributed data caching scenario as well as to compare the performance of the proposed algorithm with respect to the other well-known methods such as classic Reed-Solomon, Minimum Bandwidth Regenerating codes and Minimum Storage Regenerating codes, novel theoretical and experimental evaluations are derived and presented. Essentially, the theoretical/numerical results for bandwidth consumption using the base station as well as neighboring devices for repairing a lost node are presented. According to the simulation and theoretical results, when the difference between the cost

E. Haytaoglu is with Pamukkale University 20160 Pamukkale, Denizli, Turkey e-mail: eacar@pau.edu.tr

E. Kaya is with Ankara University 06830 Gölbaşı, Ankara, Turkey

S. S. Arslan is with MEF University 34396 Sarıyer, Istanbul, Turkey

of downloading a symbol from base station and from other network nodes is not dramatically high, we demonstrate that LDPC codes can be considered as a viable fault-tolerance alternative in cellular systems with caching capabilities for both low and high code rates.

Index Terms

Distributed Storage, Network Coding, Caching, Data Repair, Device-to-Device Communication, LDPC, Cellular Networks.

I. INTRODUCTION

In cellular networks, some of the cached files may be stored in a nearby base station as well as in the local memory of end-user devices. In the latter scheme, device to device (D2D) communication can be utilized as an alternative to retrieving data directly from a base station [1] which has been deemed to be essential for 5G and beyond technologies [2]. In this communication model, the file is cached in distributed devices and these devices can communicate directly with each other without any base station involvement. This D2D technology not only decreases the communication burden between the base station and distributed nodes but also reduces the access time for retrieving the popular content. Therefore, whenever a mobile device wishes to retrieve data content, it is primarily requested from the nearby devices' caches through D2D communication. Only in case of data content unavailability, nodes request it from the base station at the expense of increased cost. Therefore, if the content is already available on the nearby devices, the content can be accessed without contacting the base station and thereby reducing the traffic and overall access time. The client device may also cache the downloaded data from the base station for further requests that may come from other nearby nodes within the same cell at the expense of using more local storage space.

The caching strategy in cellular devices is historically divided into two major categories based on whether the file is stored in uncoded form [3], [4] or in coded form [5]–[8]. Regardless of the

storage strategy, the data stored in a device can be considered lost whenever that device departs from the cell¹. One way to prevent the loss of data is the addition of controlled redundancy to the cached content. This redundancy is historically accomplished using one of the several known methods. For the uncoded data, this redundancy may simply be achieved by using traditional replication i.e., creating multiple identical copies. As for the latter case, a few erasure coding strategies are proposed such as traditional Reed-Solomon codes [9], Locally Repairable Codes (LRC) [10] and regenerating codes [11].

On the other hand, while the data is being stored within the cell, node departures may lead to reduced redundancy and hence the potential for data loss. In order to maintain a target level of reliability, data stored on departing nodes need to be regenerated/repared either exactly or functionally within the same cell. In the literature, there is a myriad of studies on repairing lost data due to node departures and permanent data loss. Previous studies generally focus on caching the uncoded data [3]. However, the most recent studies [5]–[8] mainly analyzed the performance of coded caching systems in which the file is first encoded using a classical erasure code and distributed to the network nodes in the cell. These studies reveal that classic erasure correcting codes (ECC) surpass the other network coding techniques which are specifically designed and optimized for distributed data storage on wired links.

To generate redundancy, a file is first fragmented into k data symbols which are then encoded into n symbols. When the traditional erasure codes are used, an increase in the values of the parameters n and k leads to higher node repair and decoding complexities. On the other hand, it was stated in [12] that increasing n and k while keeping the ratio k/n (also known as the code rate) constant did not affect the decoding complexity in a broad class of sparse graph codes such as Low Density Parity Check (LDPC) [13] codes. In addition, these codes are deemed to

¹Unless s/he comes back in the same cell. However, this is usually unlikely and in our study, we assume that data content is lost forever once it is departed.

be suitable for dynamic systems such as cellular networks in which the number of incoming and outgoing nodes is hard to predict. Combined with the reduced complexity feature, LDPC codes become an attractive candidate for distributed caching in cellular networks. However, to the best of our knowledge, there is no work in the literature on any LDPC code family with the presence of a base station and various repair processes tailored to the specific structures of the code construction process for this family of codes.

In this paper, we analyzed the node repair cost of a distributed data caching system in terms of downloaded symbols from the base station as well as from the neighboring devices in which LDPC codes are used as the primary redundancy generation scheme. Furthermore, we presented a novel node repair algorithm tailored to LDPC² codes. In this study, a specific Array LDPC code family given in [14] is implemented due to its efficient encoding, and its performance is compared with that of classic Reed-Solomon (RS) codes [9], Minimum Bandwidth Regenerating codes (MBR) [11] and MSR codes with different rates [15], [16].

Our contributions can be summarized as follows:

- We introduced a novel problem coined as *dynamic minimum subset cover* problem which in this study is proved to be NP-complete. Furthermore, we demonstrate that finding the optimal repair strategy in terms of minimum bandwidth in LDPC-based distributed caching can be stated as a special case of a minimum subset cover problem.
- We have proposed a greedy algorithm to reduce the total number of symbols downloaded from the base station in the repair process of LDPC-based distributed caching.
- The theoretical bounds are derived for the average required number of downloaded symbols from the base station as well as the distributed devices (helper nodes) in the repair of a lost node.
- The proposed algorithm and the well known methods in the literature using RS, MBR and

²By that rationale, to other sparse graph codes such as fountain codes.

MSR codes, are numerically compared in a simulation environment based on the number of downloaded symbols from the base station as well as the helper nodes.

More explicitly, we show that the lowest BS communication is achieved by RS and MBR codes with rates $1/2$ and $3/4$, respectively. The lowest D2D communication has occurred when MSR and MBR codes are employed. On average, LDPC codes outperform MSR codes on BS usage both for low and high rates. LDPC codes also outperform RS codes when the code rate is fixed at $3/4$ and the repair interval is higher than 0.6. Besides, for the small values of the ratio $\frac{\rho_{BS}}{\rho_{D2D}}$, LDPC is shown to be a reasonable choice due to its low encoding, decoding complexity, low storage overhead, and low repair cost.

The related work on coded caching systems employing different erasure codes is summarized in Section II. In Section III, the system model used in the simulations as well as cost function derivations is detailed. The bandwidth costs during repairing a lost node when there may exist more than one failure for systems using LDPC codes and the other well-known erasure codes in which storage nodes can store more than one symbol per node are derived in Section III. In section IV, the problem of repairing a lost node with minimum BS usage in LDPC codes is investigated and the relation between this problem and the minimum cost set cover problem is established. In section V, an algorithm, named Greepair, for repairing a lost node in generic LDPC codes is further elaborated. In Section VI, the simulation as well as our theoretical results are presented and discussed in detail before we conclude in Section VII.

II. RELATED WORK

In the following subsections, the coding literature related to the caching is reviewed in detail and the related work about LDPC codes in the area of distributed storage is provided.

A. Distributed Coded Caching

The caching methods may differ in the way they store the data files. In some of these methods, such as found in [3], [4], data is stored in uncoded form while in some other forms such as

found in [6], [7], [17]–[19] data is stored in a coded form using erasure codes in order to obtain low storage overhead. However, minimizing the maintenance cost for node departures and the storage cost are amongst the main objectives in all of these past research work.

In cellular networks, popular media content is repeatedly requested by many users simultaneously which plays the key reason behind increased data traffic across the network. This issue can be addressed by a distributed storage system based on intelligent caching techniques. To reduce the popular video traffic in wireless networks, the concept of femtocaching was proposed and analyzed [4], [20]. In this architecture, small cell access points, namely helpers, store the relevant video content in their local caches. The overhead on the helpers may exceed the data transfer capacity and may lead to a bottleneck. Thus, the helpers are equipped with low backhaul capacity and high storage capability to reduce the possibility of system bottleneck. The data stored in the caches of the helper nodes are either kept in uncoded or coded form.

When we cache data in coded form, several erasure coding mechanisms are utilized such as regenerating codes [11] and Reed-Solomon codes [9]. These codes are compared in the past literature in terms of maintenance costs that occurred upon node departure(s) and in the case of failed node(s). Among these studies, particularly in [5], simple caching is exercised in which the retrieved file is cached uncoded as well as 2-replication and regenerating codes are applied for the coded caching mechanisms. These mechanisms are compared in a simulation setting whereby mobile devices enter in and out of the cell according to the Poisson random process and the node repairs are performed instantaneously. Moreover, a novel method is derived for selecting either simple caching or replication to minimize energy consumption. In [6], the performance of regenerating codes is evaluated in terms of total energy consumption occurred in the node repair process within the cellular network. Unlike the earlier studies, it is assumed that nodes have unlimited storage capacities and multiple data losses occur simultaneously. According to the presented results, the coded caching outperforms the uncoded version in terms of energy consumption. Moreover, it was stated that the coded caching can be preferred for data files

that are popular among certain threshold values. Moreover, redundancy is not recommended for repairing files with a very low popularity score, while replication is shown to be beneficial for files with a very high popularity score.

In [7], the repair process is initiated repeatedly at periodic intervals. This lazy repair process provides a more realistic scenario so that it takes into account both other mobile devices as well as the base station within the same cellular network. According to this study, it was observed that the regenerating codes, which are optimized for low bandwidth usage, did not demonstrate the same success in a lazy repair scenario in which a base station is present. In fact, MDS codes, which require extensive repair bandwidth, were shown to perform better in terms of bandwidth usage in a distributed caching setting.

In a more recent study [21], several different caching strategies were investigated; (1) *simple caching* in which only one node in the cell stores a full copy of the file and (2) *multicaching* in which node(s) requesting the file also cache it using *replication* and *regenerating codes* (MBR and MSR) [11]. Firstly, the content caching performance with and without coding is compared in terms of communication cost. Moreover, the conditions coded caching outperforms the uncoded caching were established. In their system model, it is assumed that the immediate repair is processed upon any node failure in order to keep the number of storage nodes constant. In that study, it is stated that the multicaching method outperforms the other caching methods only if the file popularity score is very high whereas, the replication achieved the best performance when the file popularity score is low. Finally, it is concluded that D2D caching is not recommended for the cases where the file popularity score is low and storage costs are very high.

In another recent study [22], double replication MDS codes (DR-MDS) were proposed as a new caching strategy to improve the repair bandwidth of traditional MDS codes. The motivation of the study comes from the high repair cost of traditional erasure codes. In order to repair a single lost node using traditional MDS codes, it is necessary to access the content of size equivalent to the entire file size. To mitigate this disadvantage, replication and MDS codes are

judiciously combined. In [18], the issue of caching the mobile content is examined by using MDS codes for distributed storage. Unlike other studies, the scenario where users request more than a single file based on their popularity is examined. Besides, the cluster-based model in which a single cell is divided into multiple clusters is considered to derive useful closed-form expressions.

To summarize, we provide Table I that systematically classifies aforementioned studies on the basis of coded caching paradigm according to the storage usage methods, repair strategy (lazy repair v.s. instantaneous repair), the number of original file blocks stored in the cell, and the objective of the study i.e the main focus of the paper.

TABLE I: The Classification of Studies on the Area of Caching in Mobile Networks

Coding System	Caching Method	Repair Strategy	Stored File	Aim
Maddah et al. (2013) [3]	Uncoded caching	NA	Multiple files	Comparing Global caching vs. local caching
Shanmugam et al. (2013) [4]	Uncoded caching and fountain coded caching	NA	Multiple files	Minimizing delay through optimum file placement
Paakkonen et al. (2013) [5]	Simple Caching, 2-replication	Instantaneous Repair	Single File	Minimizing energy consumption
Paakkonen et al. (2015) [6]	Simple caching, regenerating codes	Performed if it is necessary when a node request a file	Single File	Minimizing energy consumption
Pedersen et al. (2016) [7].	Reed-Solomon, replication, regenerating codes, LRC codes	Lazy Repair	Single File	Communication Cost Analysis
Pedersen et al. (2018) [17]	Optimized MDS erasure codes	Performed if it is necessary when a node request a file	Multiple Files	Optimizing caching of content
Piemontese et al. (2018) [18]	MDS erasure codes	Lazy Repair	Multiple Files	The analysis of the parameters having effects of the delay
Paakkonen et al. (2018) [21]	Simple caching, Multiple Caching, regenerating codes	Instantaneous Repair	Single File	Minimizing energy consumed for communication and storage
Li et al. (2018) [22]	Double MDS codes	Lazy Repair	Single File	New hybrid code construction for caching in cellular networks

A few erasure coding techniques for coded caching are already analysed. Replication, Reed-

Solomon codes, a combination of both and regenerating codes are applied in many system settings to secure optimal storage overhead and maintenance costs. To the best of our knowledge, there is no study on the use of sparse graph codes (in particular LDPC codes), which are mainly constructed for physical layer noisy communication systems [23]. In fact, such codes possess sparse parity check matrices which make them an appealing candidate thanks to its low decoding complexity and inherent locality properties. In this study, we observe that these sparse graph codes can be used as an alternative to existing techniques with novel modifications to the traditional decoding/repair processes.

B. LDPC codes for Classical Distributed Storage

There is a close relationship between distributed storage and distributed caching from the perspective of the data reuse [24]. Essentially, all erasure codes referred above have also been applied as a fault tolerance mechanism for the conventional distributed storage. In [25], LDPC codes are used for the classical distributed storage. In that study, a single repair method, in which the lost symbols are repaired one by one, is presented for repair operations using different LDPC codes. This repair process was compared with replication, Reed-Solomon, and LRC codes [10] in terms of system resource consumption. Furthermore, an adaptive strategy where different LDPC codes are applied under different system loads is proposed. According to the presented results, it was observed that the latency due to encoding and decoding processes is far lower than that of Reed-Solomon codes. In a subsequent study, a repair strategy is introduced in addition to the single node repair method [12]. In that, instead of repairing the lost symbols one at a time, multiple symbols are repaired all at once by using reduced parity check matrix formulation. It has been stated that simultaneous multiple repairs can provide a few advantages over the single repair for LDPC codes with large blocklengths. On the one hand, built-in XOR operations of LDPC encoding/decoding are simpler than Galois Field operations of Reed-Solomon codes. The erasure coding performs superior to the replication mainly in two ways. First, the erasure codes

provide higher reliability than the replication method for the same redundancy level. Secondly, to achieve the same level of fault tolerance, erasure codes use less storage space compared to replication [26]. The tradeoff between key criteria such as repair bandwidth, reliability, and storage overhead used in the performance evaluation process of LDPC codes is also partially analyzed in [27]. Unlike Reed-Solomon codes, it is shown that the repair bandwidth of LDPC codes does not change even if the code length increases. According to this study, regular LDPC codes are found to be optimal in an average sense and shown to provide lower bandwidth and higher reliability compared to Reed-Solomon codes.

To further elaborate on the proposed algorithm in the sequel, the details of the repair process for LDPC codes need to be explained. So far, different repair approaches are proposed in the literature. The study [25] focuses on repairing lost symbols one at a time while a later study [12] repairs multiple lost symbols all at once as long as the generator matrix has linearly independent rows. In the *single symbol* repair method, *recovery equations* are constructed as follows. A row of the parity check matrix of the LDPC code is selected in which the column corresponding to the lost symbol value is nonzero. Preferably, the row with the minimum row weight is chosen in order to use the lowest bandwidth possible. Then, the symbols corresponding to ones in the selected row but the lost symbol should be collected from the other network nodes. The addition of these symbols over the binary field constitutes the recovery equation of the lost symbol [12].

III. SYSTEM MODEL

Let us suppose a cell contains a total of N network nodes in the beginning and nodes begin joining or departing the cell over time. All nodes in the cell can communicate with each other using a D2D communication protocol without the base station assistance. For simplicity, it is assumed that a single file of size F bytes is cached in a subset of network nodes. More specifically, a total of $m \leq N$ nodes store the cached content. This file is first partitioned into k equal size data chunks and these are further erasure encoded systematically into $n > k$ equal

size chunks and finally these chunks are distributed over m nodes with $m \leq n$. Each storage node stores exactly the same number of symbols i.e., n/m symbols per stripe and $m \mid n$, except when LDPC codes are used. When LDPC codes are used, nodes store $\lceil n/m \rceil$ symbols due to the construction constraints described in [14]. In addition, the raw F bytes, as well as the redundancy generated by erasure codes, are stored in the base station whereas the newly arrived nodes are assumed to store no related information regarding the cached file within the cell. The explanations of the symbols used throughout this section are given in Table II.

A. Arrival-Departure Model

Let us assume there are N_{in} number of nodes in the cell in a system consisting of a total of N nodes. At the beginning of the operation $N_{in} = N$. However, N_{in} changes over time due to node arrivals and departures. It is assumed that these nodes arrive at and depart from the cell according to the Poisson process as assumed in the past literature [5], [7]. Nodes enter the cell at a rate λ (a.k.a. arrival rate) according to a Poisson process with independent and identically distributed (i.i.d.) exponential random inter-arrival times given by the probability density function (pdf) $f_X(x) = \lambda e^{-\lambda x}$. Similarly, nodes leave the cell at a rate μ (departure rate) with i.i.d. exponential random inter-departure times given by the pdf $f_Y(y) = \mu e^{-\mu y}$. The simulation model is constructed based on M/M/ ∞ queuing model. Hence, the probability of the existence of x nodes in the cell at a given time can be described by $p(N_{in} = x) = \frac{\frac{N\lambda}{\mu} e^{-(\frac{N\lambda}{\mu})}}{x!}$. In order to maintain an average number of N nodes over time, the arrival rate λ is selected to be equal to the departure rate μ .

B. Node Repair

Whenever a storage node leaves the cell, the stored content in the node may be lost unless a precautionary protocol allows pre-replication of the content to another empty node within the cell. To keep the same reliability level of the cached content, the lost data should be repaired. However,

instead of repairing the lost content immediately, the repair processes are typically initiated periodically, referred to as *lazy repair*, say at the end of a time interval Δ [28]. Moreover, it is assumed that there is no node departure or arrival during repair operations. In order to repair the exact (or alternatively functional) file content on the departed node, an empty node is randomly selected from the cell to execute a systematic repair process to be part of the set of storage nodes. Since the departing node may store more than one symbol due to $\lceil n/m \rceil > 1$, repairing the lost content may lead to multiple coding symbol recovery operations. Besides, multiple node departures may occur simultaneously within Δ time. It is assumed that the nodes carrying out the repair operations in the same period do not communicate with each other in order to perform the repair in a totally distributed manner.

C. Analysis of Repair Cost

In this study, the primary objective is to minimize the cost of node repair bandwidth given the structure of an error correction code. Thus, the cost of downloading one symbol from any storage node (represented by ρ_{D2D}) and the cost of downloading one symbol from the base station (represented by ρ_{BS}) are the main cost parameters of interest. According to path loss laws of wireless channels, it is reasonable to assume that the cost of downloading one symbol from a device is lower than that of downloading it from a base station, i.e., $\rho_{D2D} < \rho_{BS}$ [6].

In order to theoretically support our numerical results, to be discussed in Section VI, we have presented four cost functions for specifying the number of symbols downloaded from BS and from the neighboring nodes in the repair process of a lost node in the systems where RS [9], MBR [16], MSR [15], [16] and LDPC codes [14] are used. The outputs of the cost functions are assumed to be the number of symbols used for repairing the contents of only one single lost node. We set n/m symbols to be stored in each storage node that takes place in the systems where RS, MSR, and MBR codes are employed whereas $\lceil n/m \rceil$ symbols are stored in a storage node for the systems using LDPC codes.

Symbol	Definition	Symbol	Definition
m	Number of storage nodes within the cell	N	Total number of nodes
ρ_{D2D}	Cost of downloading a symbol from other nodes	ρ_{BS}	Cost of downloading one symbol from BS
N_{in}	Total number of nodes in the cell	a	The number of symbols repaired
F	Original file size	l	Total number of lost Symbols
Δ	Time interval between two repairs	p	Probability of a node staying in the cell
B_1	Number of message symbols to be encoded in one stripe for MBR codes	B_2	Number of message symbols to be encoded in one stripe for MSR codes
r^z	Number of symbols stored in a node using high rate MSR codes	$q(a)$	A fuction of a which defines the probability of a symbol loss where a symbols have just been repaired in LDPC codes.

TABLE II: Symbols and Definitions

1) *RS codes*: Let us investigate the systems in which RS codes are used as the fault tolerance mechanism. When there are l lost symbols in the system and the number of alive symbols satisfies the condition $n - l \geq k$, the contents of the lost nodes can be repaired through decoding by downloading k symbols from the other devices. On the other hand, if the number of symbols in all alive nodes is not sufficient to complete the repair operation successfully i.e., if $n - l < k$ and $k - n + l < n/m$ hold, the repair operation would require downloading symbols not only from these devices but also from the BS. In the case of $k \geq n/m + n - l$, downloading all n/m lost symbols from BS would ensure minimum communication bandwidth due to an insufficient amount of symbols left within the cell and eventually, BS communication would be inevitable.

Thus, the cost function for regeneration of a lost node in RS-codes can be given as:

$$C_{RS}(F, m, n, k, l) = \begin{cases} F \rho_{D2D}, & \text{if } k < n - l \\ \frac{F}{k}(k - n + l) \rho_{BS} + \frac{F}{k}(n - l) \rho_{D2D}, & \text{if } n - l < k < \frac{n}{m} + n - l \\ \frac{n}{m} \frac{F \rho_{BS}}{k}, & \text{if } k \geq \frac{n}{m} + n - l \end{cases}$$

where l represents the number of lost symbols. Assuming independence, the probability of the

existence of i storage nodes in the cell during Δ interval can be given by $b_i(m, p)$ as in [7] where $b_i(m, p)$ represents the probability density function for the binomial distribution. It is assumed that no departures or no incoming node can help with the repair process. Hence, the total expected cost of repairing lost nodes within Δ time, i.e., the expected communication cost required by repairing a lost node for the interval Δ can be simply expressed as,

$$\mathbb{E}[C_{RS\Delta}(F, m, n, k)] = \sum_{i=0}^m \binom{m}{i} p^i (1-p)^{(m-i)} C_{RS}(F, m, n, k, \frac{n}{m}(m-i)) \quad (1)$$

where the probability of a node remaining in the cell within Δ is given by $p := e^{-\mu\Delta}$.

2) *MBR codes*: In the case of MBR codes, since the regenerated symbols can help with the subsequent repair operations, the repair bandwidth differs substantially from that of RS codes. Here, the communication pattern is formed with respect to the relations among d, n, l . We define a as the number of symbols already regenerated during the repair and assume that the inequalities $d > n/m \geq a$ hold. When the number of symbols required to achieve a single node repair, d , satisfies the inequality $d \leq n-l$, there would be a sufficient number of symbols in alive devices. On the other hand, when $d > n-l$, the repair operations are carried out by using both BS and other alive nodes. Briefly, when an (n, k, d) MBR code is used in the system, the communication cost of repairing all n/m symbols of a lost node, can be expressed by the following formula,

$$C_{MBR}(F, m, n, k, d, B_1, l) = \begin{cases} \sum_{a=0}^{d-n+l-1} \left(\frac{F}{B_1} \rho_{D2D}(n-l) \dots \right. \\ \left. + \frac{F}{B_1} \rho_{BS}(d-n+l-a) \right) \dots \\ + \sum_{a=d-n+l}^{\frac{n}{m}-1} \frac{F}{B_1} \rho_{D2D}(d-a) & \text{if } d > n-l \\ \sum_{a=0}^{\frac{n}{m}-1} \frac{F}{B_1} \rho_{D2D}(d-a) & \text{if } d \leq n-l \end{cases}$$

where $B_1 = kd - \binom{k}{2}$ to achieve the equality $\beta = 1$ as given in [16], which defines the number of symbols downloaded from a helper node during the node repair process for MBR point as given in [16]. Thereby, the expected cost of repairing a lost node for MBR codes during Δ

interval can be given by the equation given below:

$$\mathbb{E}[C_{MBR_\Delta}(F, m, n, k, d, B_1)] = \sum_{i=0}^m \binom{m}{i} p^i (1-p)^{(m-i)} C_{MBR}(F, m, n, k, d, B_1, \frac{n}{m}(m-i)) \quad (2)$$

3) *MSR codes*: In case of MSR codes, In the case of MSR codes, the cost function is heavily dependent on the rate and construction of the code. Initially, the low-rate MSR codes are considered whose construction is based on [16] which are defined for the parameters $[n, k, d \geq 2k - 2]$, $\beta = 1$ and $B_2 = k(d - k + 1)$ as the file size. Assuming $d > n/m \geq a$, the repair cost function for the low rate MSR codes, namely $C_{MSR_{LR}}$ is given by,

$$C_{MSR_{LR}}(F, m, n, k, d, B_2, l) = \begin{cases} \sum_{a=0}^{d-n+l-1} \left(\frac{F}{B_2} \rho_{D2D}(n-l) \dots \right. \\ \left. + \frac{F}{B_2} \rho_{BS}(d-n+l-a) \right) \dots \\ + \sum_{a=d-n+l}^{\frac{n}{m}-1} \frac{F}{B_2} \rho_{D2D}(d-a) & \text{if } d > n-l \\ \sum_{a=0}^{\frac{n}{m}-1} \frac{F}{B_2} \rho_{D2D}(d-a) & \text{if } d \leq n-l \end{cases}$$

The expected cost of low rate MSR codes is omitted due to its similarity with $\mathbb{E}[C_{MBR_\Delta}(F, m, n, k, d, B_2)]$.

The cost function for high rate MSR codes is based on [15]. In this case, the costs are defined as whether the lost nodes are from systematic symbols (systematic nodes). Besides, due to the code construction constraints, $n/m = 1$ is assumed for high rate MSR codes. The repair cost function for the high rate MSR codes with systematic nodes is given by

$$C_{MSR_{HRSys}}(F, z, n, d, r, B_2, l) = \begin{cases} r^{z-1} d \frac{F}{B_2} \rho_{D2D} & \text{if } d \geq n-l, \\ r^{z-1} (n-l) \rho_{D2D} + (d-n+l) r^{z-1} \rho_{BS} & \text{if } l-1 < r \\ r^z \frac{F}{B_2} \rho_{BS} & \text{otherwise} \end{cases}$$

The repair operation of a non-systematic node is carried out entirely with BS communication.

In other words, the repair cost for this case is given by

$$C_{MSR_{HRnonsys}}(F, z, B_2, r) = \frac{F}{B_2} r^z \rho_{BS}$$

where $n = (r+1)z + r$, $d = n - 1$, $k = (r+1)z$, $\alpha = r^z$, $B_2 = kr^z$ and $z \in Z^+$ as given in [15].

Thus, the expected cost per lost node during Δ for the systems using high rate MSR codes is given by

$$\begin{aligned} \mathbb{E}[C_{MSR_{HR\Delta}}(F, z, n, d, r)] &= \sum_{i=0}^m \binom{m}{i} p^i (1-p)^{(m-i)} \left(\frac{k}{n} C_{MSR_{HRsys}}(F, z, n, d, r, B_2, (m-i)) \right. \\ &\quad \left. + \frac{r}{n} C_{MSR_{HRnonsys}}(F, z, n, d, r) \right) \end{aligned} \quad (3)$$

4) *LDPC Codes*: If LDPC codes are used instead as the error tolerance mechanism, the expected cost function for repairing a lost node using a (d_v, d_c) regular LDPC code can be upper bounded by,

$$\mathbb{E}[C_{LDPC}(F, m, k, n, l)] \leq \sum_{a=0}^{\lceil \frac{n}{m} \rceil - 1} \left((d_c - 1) d_v (1 - q(a))^{d_c - 1} \frac{F}{k} \rho_{D2D} + (1 - (1 - q(a))^{d_c - 1}) \frac{F}{k} \rho_{BS} \right) \quad (4)$$

$$= \sum_{a=0}^{\lceil \frac{n}{m} \rceil - 1} \frac{F}{k} \left(\rho_{BS} + (1 - q(a))^{d_c - 1} \left((d_c - 1) d_v \rho_{D2D} - \rho_{BS} \right) \right) \quad (5)$$

where q is the loss probability of a symbol, i.e., $q(a) = \frac{l-a}{n-a}$ with $a \leq l$ and l can be derived using $b_i(m, p)$. For the regular LDPC, any recovery equation has at most $d_c - 1$ terms and there exist d_v alternatives for one lost symbol. Thus, if all of $d_c - 1$ symbols can be retrieved from the alive node(s), the lost symbol can be repaired with the cost $(d_c - 1) \rho_{D2D}$.

Nevertheless, when there are no recovery equations whose remaining $d_c - 1$ elements are all alive for a lost symbol, the repair should be conducted through BS. Notice that the worst case is assumed in the upper bound in which all d_v possible alternative recovery equations are stored in the same lost node. As the required symbols of recovery equations of different symbols may intersect, the cost function described in Equation (5) above gives an upper bound. Since the intersections between the recovery equations of different lost nodes rarely happen for long block lengths, this bound gets tightened as the blocklength increases. Besides, we can safely assume that nodes that participate in the same check equation are placed in different failure domains

which is quite common practice in data storage platforms. Thus, the expected cost of repair process for LDPC codes during the time frame Δ can be given by

$$\mathbb{E}[C_{LDPC\Delta}(F, m, k, n)] = \sum_{i=0}^m \binom{m}{i} p^i (1-p)^{(m-i)} \mathbb{E}[C_{LDPC}(F, m, k, n, \frac{n}{m}(m-i))]. \quad (6)$$

Using the same n, k parameters on RS and LDPC codes gives the same storage overhead but not necessarily gives the same level of reliability for finite blocklength whereas using the same n, k, m parameters on MSR, MBR and RS codes ensures the same reliability. However in MBR codes, each node stores $\frac{2Fdn}{mk(2k-k+1)}$ whereas in RS case, each node stores $\frac{Fn}{mk}$. So the MBR codes store $\frac{Fn}{mk} \left(\frac{2d}{2k-k+1} - 1 \right)$ more data in order to maintain the same reliability of RS codes. This can be quite large for particular choices of d, k and n . In fact LDPC codes would generate less overhead with the same reliability. Thus, in order to generate the same amount of overhead (with respect to RS codes) we would need to choose a (n', k', d') MBR code such that

$$\frac{2Fd'n'}{mk'(2k' - k' + 1)} = \frac{Fn}{mk} \quad (7)$$

Note that if we use the same rate i.e., $k/n = k'/n'$ we shall have $d' = k' - k'/2 + 1/2$ which would violate our assumption $d' \geq k'$. This implies that the same rate cannot be selected for these codes. In that case, we need to give away from the reliability if we would like to ensure the same storage overhead. If we would like to ensure the same reliability then, we need to choose the same rate. In that case m needs to increase (say m') to see that we have

$$\frac{2d'}{m'(2k' - k' + 1)} = \frac{1}{m} \quad (8)$$

which would allow us to choose $d' = \frac{m'}{2m}(2k' - k' + 1) \geq k'$. However, increasing m would increase the storage overhead no matter each node stored the same amount of data since we have $m' > m$. So for a given redundancy (storage overhead), it is impossible to get the same reliability. For the given reliability, it is impossible to get the same redundancy (storage overhead). On the other hand, in the MSR case, the storage overhead is identical to that of RS codes at the same reliability level. Therefore, if we are to set the reliability and storage overhead identical between

RS and regenerating codes, then MSR codes are the only class of codes that would ensure a fair comparison.

We shall investigate RS, MBR, and LDPC codes having the same rate as conducted in [27]. However, due to construction constraints for high rate MSR codes, we can only select approximately the same rate as that of other codes. Since the block length of LDPC is generally longer than that of RS Codes, MBR, and MSR codes, N and m values in the systems while using LDPC codes are set to greater values than that of RS, MBR, and MSR codes. Consequently, a storage node using LDPC codes would have fewer symbols. Moreover, in our simulations, we are interested in measuring the number of required symbols downloaded from the other devices (storage nodes) as well as from the base station when there may exist multiple node losses. As the number of symbols in a storage node in a system using LDPC codes can be quite different from that of MBR and RS codes, we scale the required symbols for repairing a single node in those systems with n_{LDPC}/n_{RS} . Likewise, for high rate MSR codes, we scale the results with n_{MSR}/n_{RS} . Finally, all the cost results are normalized by $F_{RS_{node}} = F/k$.

Notice that, when RS, MSR and MBR codes use the same n , k parameters, the number of symbols stored in an MBR storage node is much higher than that of RS node and MSR node. But, using this setting can provide an analysis of how the communication cost is affected given the same reliability.

IV. PROBLEM DEFINITION

A single symbol repair operation of LDPC codes substantially changes when nodes store multiple symbols. In addition, there exists a base station which can be utilized through retrieving some of the lost symbols. For instance, let us consider a $(8, 4)$ LDPC code (parity check matrix of which is given in Equation (9)) and the codeword symbols are distributed to four nodes such that $node_i$ caches the symbols $\{s_{2*(i-1)+1}, s_{2*(i-1)+2}\}$. Moreover, there is a base station that stores all the codeword symbols. Furthermore, suppose that two nodes, $node_1$ and $node_2$, are

lost. We assume that, the node repair operations are conducted independently, i.e., the helper symbols are needed to be downloaded separately for each node repair even if they intersect.

$$\mathbf{H} = \begin{bmatrix} 0 & 0 & 1 & 0 & 1 & 1 & 0 & 0 \\ 1 & 0 & 1 & 0 & 0 & 0 & 1 & 0 \\ 1 & 1 & 0 & 1 & 0 & 0 & 0 & 0 \\ 0 & 1 & 0 & 1 & 0 & 0 & 1 & 1 \end{bmatrix} \quad (9)$$

To repair the lost data in $node_1$, the symbols s_1 and s_2 should be repaired. There are two recovery equation alternatives for repairing s_1 which are $r_{1,1} = s_3 + s_7$ and $r_{1,2} = s_2 + s_4$. The number of symbols downloaded from the BS would be 1 when $r_{1,1}$ is used and this number would be 2 when $r_{1,2}$ is used to repair s_1 . Also, there are two possible recovery equation alternatives to repair s_2 which are $r_{2,1} = s_1 + s_4$ and $r_{2,2} = s_4 + s_7 + s_8$ whose BS communication would require retrieving 2 and 1 symbols, respectively. Let us choose $r_{1,1}$ and $r_{2,2}$ to repair s_1 and s_2 , respectively. Repairing s_1 and s_2 using these equations entails the symbols s_3 and s_4 to be downloaded from BS. However, if $r_{2,2}$ and $r_{1,2}$ were used in order to repair $node_1$, respectively, downloading only s_4 from the BS would be sufficient. Since s_2 is repaired first, it can be used to solve s_1 using $r_{1,2}$. As can be seen, the number of symbols downloaded from the BS is impacted by the order of the used recovery equations. Indeed, the problem of repairing lost nodes with the minimum BS interaction is a special case of an NP-Complete problem, named as the dynamic minimum weighted subset cover problem which will be elaborated in the next subsection.

A. The Dynamic Minimum Weighted Set Cover Problem and LDPC Repair

In subsection, we show how to transform LDPC node repair process as a dynamic minimum weighted subset cover problem. Before the main discussion, four different problems, namely, the minimum subset cover problem, the minimum weighted set cover problem, the minimum weighted subset cover and finally the minimum dynamic weighted subset are described.

Let us commence with the variation of the minimum set cover problem called the minimum subset cover problem in which there exists n different sets, $S = \{\xi_i \mid i \in Z^+ \text{ s.t. } 1 \leq i \leq n\}$ where $\bigcup_i \xi_i$ ($\forall \xi_i \in S$) constitutes the universal set U . The minimum subset cover problem is about finding the minimum number of sets that cover the set E where $E \subseteq U$ [29].

Now let us consider a variation of the minimum set cover problem in which each of ξ_i s is associated with a weight $w_i \in \mathbb{R}^+ \cup \{0\}$. In this problem, it is required to find a set of ξ_i s, namely S' such that $\bigcup_i \xi_i$ ($\forall \xi_i \in S'$) constitutes the universal set U as well as the total weight is minimum. This problem is named as the minimum weighted set cover problem in the literature and it is shown to be NP-Complete [30].

The combination of the problems above leads to yet another problem which is named as *the minimum weighted subset cover problem* where the selected sets should now cover $E \subseteq U$ instead of U itself. Apparently, It is not hard to show that this problem is also NP-Complete using similar arguments in [30].

A novel problem appears when the costs of the sets can be changed upon selecting any other set in S' . In this problem, the weights of the sets are changed dynamically and contingent upon previous selections of ξ_i s i.e., the selection order of the sets affects the costs of the unselected sets. More specifically, the initial weight for set ξ_i is calculated as $w_i = |\xi_i| + c_i$, $c_i \in \mathbb{R}^+ \cup \{0\}$, however, after any set ξ_y is selected, the costs are updated as below.

$$w_i = |\xi_i \setminus (\xi_y \cap E')| + c_i, \quad c_i \in \mathbb{R}^+ \cup \{0\}, \quad E' \subseteq U, \quad E \subseteq U \quad (10)$$

We name this particular variation of the *minimum weighted subset cover problem* as *the minimum dynamic weighted subset cover problem*. In essence, the main objective of *minimum dynamic weighted subset cover problem* is to find an ordered set of ξ_i s which would cover the subset E and whose total weight achieves the global minimum.

Before discussing the *minimum weighted subset cover problem*, let us recall the requirements of a problem to be NP-complete.

Theorem 1. *To prove that a problem X is a member of NP-Complete problem set, three properties given below must hold at the same time.*

- I. Prove X is in NP.*
- II. Choose a well known NP-complete problem Y .*
- III. Prove that $Y \leq_P X$ which means X is pollynomially reducible to problem Y .*

Proof: The proof and details can be found in [29]. ■

Theorem 2. *The minimum dynamic weighted subset cover problem is an NP-Complete problem.*

Proof: Based on the properties given in Theorem 1, we examine them one by one for the minimum dynamic weighted subset cover problem.

- I. When we are given a set of sets, it is known to take polynomial time in terms of $O(|U|)$ to be able to check whether the union of these sets covers the set E .*
- II. Let us choose the minimum weighted subset cover problem which is known to be NP-complete.*
- III. If there is an algorithm for the minimum dynamic weighted subset cover problem, it can also be used to solve the minimum weighted subset cover problem for any instance when $E' = \emptyset$ which ensures that costs remain constant.* ■

Theorem 3. *An instance of a possible solution in LDPC repair problem can be applied in polynomial time.*

Proof: When there are l different lost symbols, an instance solution is comprised of a permutation of at most l different recovery equations. Regardless of the order of the permutation, any lost symbol requires at most $(h - 1)$ binary additions where h is the maximum row degree in the parity check matrix. The number of additions (XOR operations) will be further decreased in case some of the recovery equations contain symbols that have been already repaired. Since,

generally, $h \ll n$, the solution can be applied in $O(lh) \in O(n)$ time, but at most in $O(n^2)$. ■

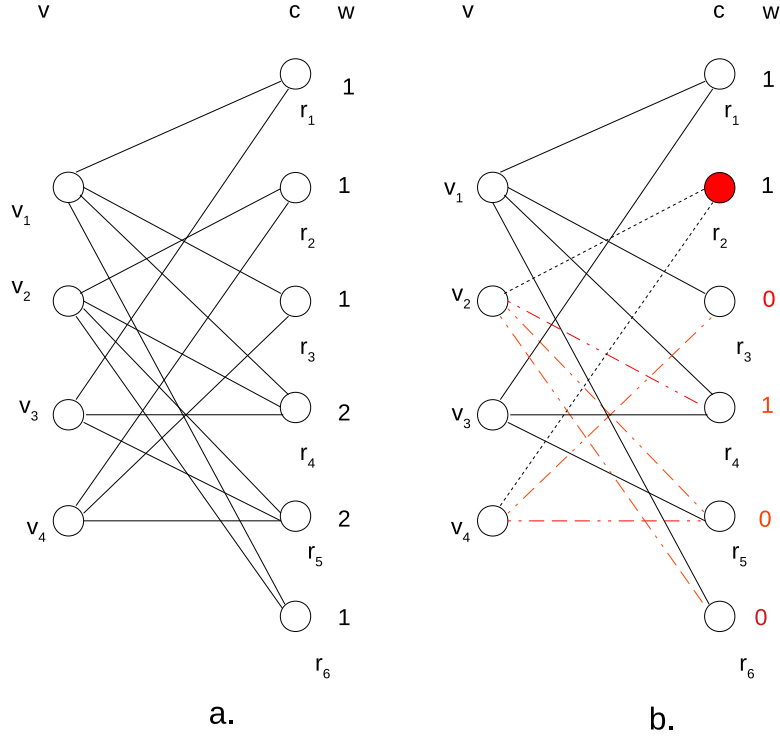


Fig. 1: The tanner graph representing dynamic subset cover problem.

Theorem 4. *LDPC repair problem with the minimum BS intervention is a special class of the dynamic weighted subset cover problem with $E = E'$.*

Proof: Let us define \mathcal{L} as the set that consists of all the lost symbols whereas \mathcal{L}_1 consists of the lost symbols having at least one recovery equation which does not require any base station communication. In Figure 1, left hand side nodes (variable nodes) represent the lost symbols in $\mathcal{L} \setminus \mathcal{L}_1$ while the right hand side nodes (check nodes) represent the recovery equations, namely r_i in the given Tanner graph. Each r_i can be considered as a set of variable nodes induced by the corresponding edges in the Tanner graph. For instance, r_2 having degree $d_{r_2} = 2$ covers v_2 and v_4 . Let us define R_2 to be $\bigcup r_i$ for all r_i that would be a recovery equation for a lost symbol

in $\mathcal{L} \setminus \mathcal{L}_1$. without loss of generality, each equation r_i has a weight equivalent/proportional to the value of $d_{r_i} - 1$. However, after r_2 is selected first the cost as much as $d_{r_2} - 1$ is paid, then the edges between other check nodes and the variable nodes connected to r_2 are removed from the graph (see Figure 1-b). Based on this description, we finally set the inputs as $E = \mathcal{L} \setminus \mathcal{L}_1$, $E' = \mathcal{L} \setminus \mathcal{L}_1$, $U = \mathcal{L}$ and $\bigcup \xi_i = \bigcup r_i$ then it is not hard to see that the optimum LDPC repair problem turns into a dynamic weighed set cover problem with $E = E'$. ■

V. THE PROPOSED ALGORITHMS FOR MULTIPLE SYMBOL REPAIR

In this study, a novel greedy algorithm named *Greepair* is proposed. In the proposed algorithm, the lost symbols are repaired with minimal base station assistance. More specifically, the Greepair algorithm is an iterative algorithm as given in Algorithm 1 which uses a set called \mathcal{L} which contains all the lost symbol indices at the beginning. The algorithm iteratively repairs and then removes the repaired symbol indices from \mathcal{L} until there is no symbol index left. Greepair algorithm consists of two phases. In the first phase, the repair operations of the lost symbols that do not require any base station communication are performed. The indices of these symbols are stored in a set denoted by \mathcal{L}_1 . In the second phase, repair operations on the symbols whose repairs involve base station interaction are executed.

The algorithm commences with defining recovery equations using the parity check matrix by identifying columns that correspond to the lost symbol indices whose repairs do not necessitate any base station communication. In other words, in the first phase, recovery equations for symbols in \mathcal{L}_1 are identified. Each of these recovery equations is stored as a set, namely R_{1temp} , which would contain helper symbol indices for the corresponding lost symbol. Afterwards, sets (equations) with the minimum cardinality are iteratively selected from R_{1temp} for repairing each lost symbol. In the meantime, another equation set called R_{2temp} is updated which will be an input for the next phase of the algorithm. Likewise, each equation in R_{2temp} consists of the indices of the symbols that take place in recovery equations for the lost symbols in $\mathcal{L} \setminus \mathcal{L}_1$.

Initially, sets R_1 and R_2 are set to R_1temp and R_2temp , respectively. In order to identify the current need for helper symbols, after each symbol repair operation, R_1 and R_2 are updated by removing the repaired and the used helper symbols from the other sets (equations).

Algorithm 1 Greepair Algorithm First Phase

input $\mathcal{G}, \mathcal{L}, \mathcal{L}_1$ \mathcal{G} is the set of the lost symbols in other lost nodes

output R_2, R_2temp

function FirstPhase($\mathcal{L}, \mathcal{L}_1$)

```

1: construct  $\mathcal{R}_1$  and  $\mathcal{R}_2$ 
2:  $R_1temp \leftarrow R_1, R_2temp \leftarrow R_2$ 
3: while  $\mathcal{R}_1 \neq \emptyset \wedge \mathcal{L}_1 \neq \emptyset$  do
4:    $R \leftarrow R_1temp[0]$ 
5:   repair symbol  $\mathcal{F}(R)$  using  $R$ 
6:    $\mathcal{L} \leftarrow \mathcal{L} \setminus \mathcal{F}(R)$ 
7:    $\mathcal{L}_1 \leftarrow \mathcal{L}_1 \setminus \mathcal{F}(R)$ 
8:    $r \leftarrow r \setminus \{\mathcal{F}(R) \cup R\}, \forall r \in \mathcal{R}_1$ 
9:    $\mathcal{R}_1 \leftarrow \mathcal{R}_1 \setminus r, \forall r \in \mathcal{R}_1 \wedge \mathcal{F}(R) = \mathcal{F}(r)$ 
10:   $R_1temp \leftarrow R_1temp \setminus r, \forall r \in R_1temp \wedge \mathcal{F}(R) = \mathcal{F}(r)$ 
11:   $r \leftarrow r \setminus \{\mathcal{F}(R) \cup R\}, \forall r \in \mathcal{R}_2$ 
12:  while  $\exists r \mid r \cap \{\{\mathcal{L} \setminus \mathcal{L}_1\} \cup \mathcal{G}\} = \emptyset \wedge r \in \mathcal{R}_2$  do
13:     $idx \leftarrow i \mid \mathcal{R}_2[i] = r$ 
14:     $\mathcal{R}_2 \leftarrow \mathcal{R}_2 \setminus r,$ 
15:     $R_1temp \leftarrow R_1temp \cup \mathcal{R}_2temp[idx]$ 
16:     $R_2temp \leftarrow R_2temp \setminus \mathcal{R}_2temp[idx],$ 
17:     $\mathcal{R}_1 \leftarrow \mathcal{R}_1 \cup r, \mathcal{L}_1 \leftarrow \mathcal{L}_1 \cup \mathcal{F}(r)$ 
18:  end while
19:   $R_1temp \leftarrow R_1temp \setminus R$ 
20:   $\mathcal{R}_1 \leftarrow \mathcal{R}_1 \setminus R_1[0]$ 
21:  Update orders of  $\mathcal{R}_1$  and  $\mathcal{R}_2$  with respect to the cardinalities of recovery equations and
    correlation
22:  reorder  $R_1temp$  and  $R_2temp$  according to  $\mathcal{R}_1$  and  $\mathcal{R}_2$ , respectively.
23: end while
24: SecondPhase( $\mathcal{G}, \mathcal{L}, \mathcal{R}_2, R_2temp$ )

```

In the beginning, R_2temp contains all of the recovery equations for all the lost symbols in $\mathcal{L} \setminus \mathcal{L}_1$, i.e., all recovery equations for s_i that reside in R_2temp for all $s_i \in \mathcal{L} \setminus \mathcal{L}_1$. Next, the sets R_1 and R_2 are sorted in ascending order based on their cardinalities. Both repair methods use a function $\mathcal{F}(X)$ whose domain is the set of recovery equations, and the codomain is the set of

Algorithm 2 Greepair Algorithm Second Phase

input $\mathcal{G}, \mathcal{L}, \mathcal{R}_2, \mathcal{R}_2temp$
output $BSScore$
function SecondPhase($\mathcal{L}, \mathcal{R}_2, \mathcal{R}_2temp$)

```

1: while  $\mathcal{L} \neq \emptyset$  do
2:    $R \leftarrow \mathcal{R}_2temp[0]$ 
3:    $\mathcal{R}' \leftarrow \mathcal{R}_2[0]$ 
4:   if  $|\mathcal{R}' \cap \{\mathcal{L} \cup \mathcal{G}\}| \neq 0$  then
5:     download  $F(\mathcal{R}')$  from BS
6:      $BSScore = BSScore + 1$ 
7:   else
8:     repair the lost symbol using  $F(\mathcal{R}')$  without BS
9:   end if
10:   $\mathcal{L} \leftarrow \{\mathcal{L} \setminus \mathcal{F}(\mathcal{R})\}$ 
11:   $r \leftarrow r \setminus \{\mathcal{F}(\mathcal{R})\} \forall r \in \mathcal{R}_2$ 
12:   $\mathcal{R}_2 \leftarrow \mathcal{R}_2 \setminus r, \forall r \in \mathcal{R}_2 \wedge \mathcal{F}(\mathcal{R}) = \mathcal{F}(r)$ 
13:   $\mathcal{R}_2temp \leftarrow \mathcal{R}_2temp \setminus r, \forall r \in \mathcal{R}_2temp \wedge \mathcal{F}(\mathcal{R}) = \mathcal{F}(r)$ 
14:  Update  $\mathcal{R}_2$  in ascending order with respect to their BS needs and correlation.
15:  reorder  $\mathcal{R}_2temp$  according to  $\mathcal{R}_2$ 
16: end while

```

the lost symbols. This function is defined for mapping a recovery equation to the lost symbol that it successfully repairs.

Whenever a lost symbol s_i is successfully repaired, it is removed from the sets \mathcal{L} and \mathcal{L}_1 . Since there is no need for any equation r such that $F(r) = s_i$, r is removed from R_1 as well as from R_1temp . To identify the current need for symbol download, the helper symbols as well as the repaired symbols are removed from the sets in R_1 and R_2 . Afterwards, necessary updates are conducted based on whether the repaired symbol eliminates the need of contacting the base station for any equation in R_2 . If there exists such an equation, $r_x \in R_2[i], i \in |R_2|$, it is removed from R_2 and this equation and $\mathcal{F}(r_x)$ are added to R_1 and \mathcal{L}_1 , respectively. Moreover, any equation r_i satisfying $\mathcal{F}(r_x) = \mathcal{F}(r_i)$ are removed from R_2 . These operations are repeated greedily until no equation is left in R_1 .

After the first phase, the remaining lost symbols will be repaired using the equations in R_2temp . However, the equations in R_2temp themselves may have lost symbols that will be

gathered from the base station. As long as there exists any lost symbol in \mathcal{L} , the next reduced equation involving the fewest BS communications from the set R_2 is selected. Similar to the first phase, the symbol to be being repaired next is determined according to the number of required helper symbols. When there are multiple equations ensuring the minimum number of helper symbols, the equation with the highest multiplicity as a member of the unused recovery equations is selected. If the selected equation requires any BS communication, the symbol to be repaired is downloaded from the BS directly. Next, necessary updates are performed on the set R_2 and R_{2temp} while preserving the ascending order feature based on the required number of symbols to be downloaded from the BS.

Note that repaired symbols can be used as helper symbols in the next phase. The fact that no repairs can be carried out without any base station interaction at a given iteration does not necessarily mean that no repair is possible without any base station interaction in the subsequent iterations. On the other hand, the next repair operation may be performed using the previously repaired (maybe potentially with the help of BS) symbol(s) as a helper symbol. In the essence of Greepair method, every lost symbol is first attempted to be repaired without using any base station interaction.

VI. SIMULATION RESULTS

In this section, the number of symbols downloaded both from the base station and from the network nodes for repairing a lost node when there may exist multiple node losses, are analyzed through extensive simulations. The simulations are conducted on the system model introduced in Section III. In our simulations, a file size of 128 KB is encoded and the lost nodes are repaired according to varying lazy repair intervals namely Δ . Besides, we normalize our results by the corresponding stored content size, i.e., $\frac{F}{k_{RS}}$, when encoded with RS codes. We also include our theoretical results (exact or bounds whichever applies) in order to illustrate how tight they are as well as to consolidate our numerical results throughout this section.

A. Performance Evaluation of MBR, MSR, RS and LDPC codes

The number of symbols downloaded from both the network nodes as well as the BS for MBR, MSR, RS, and LDPC codes having code rate $1/2$ are depicted below. We use $n = 24$, $k = 12$, $m = 24$ for both an RS code and a type of MBR code with $d = 23$. In addition, a regular LDPC code [14] is used with parameters $n = 388$, $k = 199$ and $m = 30$, respectively. To balance the number of symbols used in repairing a lost node, the results of LDPC codes are scaled by $\frac{30}{24}$. In Fig. 2, the number of symbols downloaded from the other network nodes can be observed. As can be seen, the highest symbol count download from other nodes occurs with RS codes followed by MSR codes. We see a breakpoint between LDPC and MBR codes when Δ tends from 0.4 to 0.5 due to the increase in BS communication in LDPC codes. LDPC codes use 88%, MBR codes use 86%, MSR codes use 95% fewer symbols from other network nodes compared to RS codes.

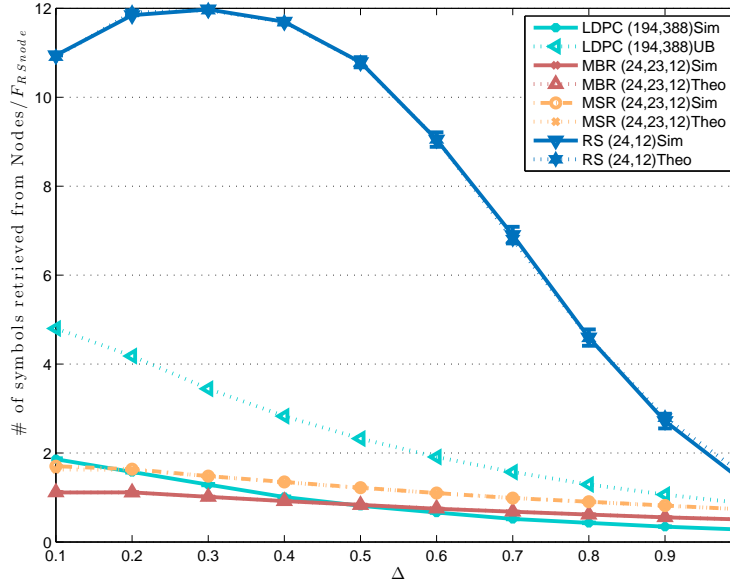


Fig. 2: The number of symbols downloaded from Nodes for rate $1/2$.

In Fig. 3, the number of symbols downloaded from BS is shown. Clearly, the highest BS

use, in general, occurs when MSR codes are employed which are followed by LDPC codes. Moreover, the minimum BS use is achieved by RS codes, followed by MBR codes. It should be noticed that the storage overhead of a device is the same when RS and LDPC codes are employed and the number of storage nodes is identical as well, which can be obtained by scaling results of LDPC codes. However, MSR codes require higher storage overhead than that of these two whereas MBR has the most storage space consumption amongst all of these erasure codes. We see a breakpoint between LDPC and MBR codes when Δ increases from 0.4 to 0.5 due to the increase in BS use in LDPC codes. On average, RS codes require 61% ,56%, 54% fewer BS interaction than that of LDPC, MBR, and MSR codes, respectively, for a selected 1/2 code rate.

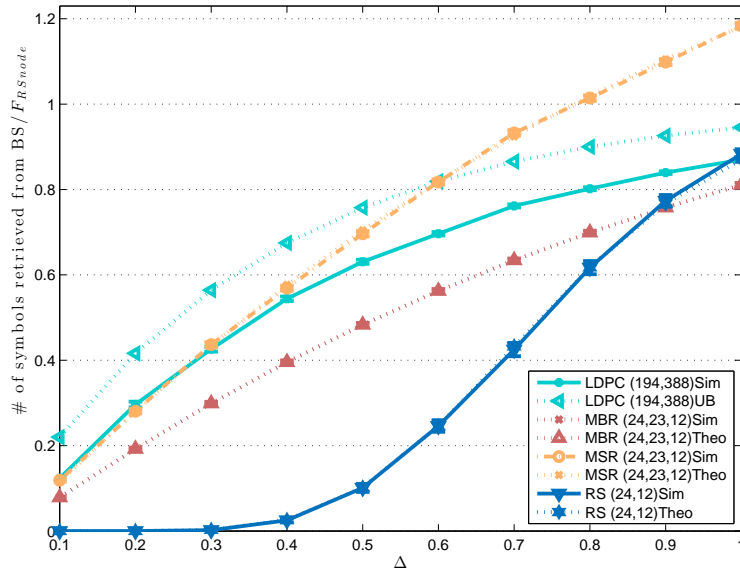


Fig. 3: The number of symbols downloaded from BS for rate 1/2.

In Fig. 4, the number of symbols downloaded from network nodes using MSR, MBR, RS, and LDPC codes, having a code rate of roughly 3/4 are shown. Parameters $n = 24$, $k = 12$ are used for RS and MBR codes using $d = 23$ whereas the parameters $n = 23$, $d = 22$, $k = 18$ are selected for the MSR codes due to its construction parameter constraints. Here, the results for

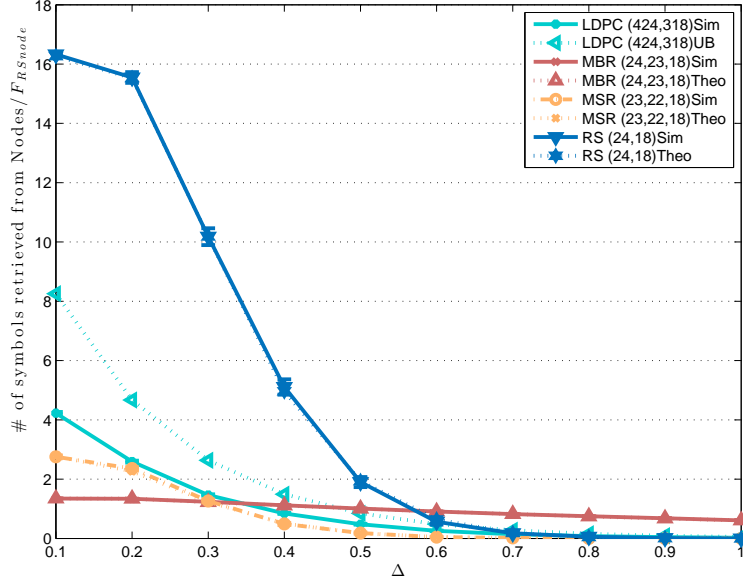


Fig. 4: The number of symbols downloaded Nodes for rate 3/4.

MSR codes are scaled by $\frac{23}{24}$. We use $(n = 424, k = 318)$ LDPC codes with $m = 61$. In order to balance the number of symbols to be repaired per lost node, the results of LDPC codes are scaled by $\frac{61}{24}$. Similarly, RS codes consume the most bandwidth from the other network devices as the value of Δ reaches to 0.6. Also, using LDPC codes, we incur the highest number of symbols downloaded from other network nodes which is followed by MSR and MBR codes when Δ is less than 0.3. For $\Delta > 0.6$, MBR codes achieve the least symbol download from other nodes with the cost of having the highest node storage overhead. LDPC codes consume 61%, 77% less bandwidth in D2D communication than MBR and MSR codes for $\Delta \geq 0.3$ whereas for $0.3 \leq \Delta \leq 0.7$, LDPC codes consume 63% less bandwidth in D2D communication than that of RS codes.

The number of symbols downloaded from BS per lost node is illustrated in Fig. 5 for codes with rate 3/4. Here, MBR codes outperform other codes. The highest BS communication occurs when MSR codes are used for $\Delta \leq 0.6$ whereas the differences are not dramatic when $\Delta > 0.6$.

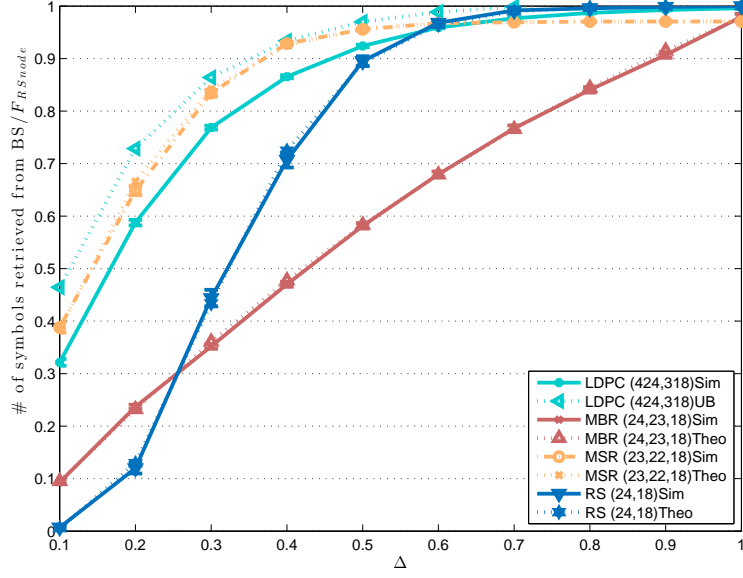


Fig. 5: The number of symbols downloaded from BS for rate 3/4.

MBR codes retrieve 34% 42% fewer symbols from BS than that of LDPC and MSR codes, respectively at this code rate. For $\Delta > 0.2$, MBR codes retrieve 21% fewer symbols from BS than that of RS codes.

The lowest BS communication is achieved by RS and MBR codes for rates 1/2 and 3/4, respectively. Besides, the lowest D2D communication is observed when MSR and MBR codes are used. Consequently, for the small values of the ratio $\frac{\rho_{BS}}{\rho_{D2D}}$, LDPC can be a reasonable choice due to its low encoding, decoding complexity, low storage overhead and low repair cost. On the other hand, if the value of this ratio is very high, the option of MBR codes would be able to minimize the repair cost. However, these class of codes achieve this performance at the expense of increased storage overhead which may not be feasible from a total cost of ownership point of view for modern cellular systems backed by distributed data storage and caching.

VII. CONCLUSION

In this paper, we investigated the possibility of LDPC code utilization within the context of coded caching. To that end, the other well-known erasure coding techniques such as RS, MBR, and MSR codes are also analyzed with respect to their bandwidth usage from the BS and other network nodes. Furthermore, we have realized and proved that repairing a lost node in generic LDPC codes with the minimum BS usage is a special case of an NP-complete problem. In order to achieve a node repair with minimal cost, a novel greedy algorithm called Greerepair is proposed. According to the theoretical and simulation results, if the gap between ρ_{BS} and ρ_{D2D} is not dramatically high, LDPC codes can be a very reasonable choice due to its low encoding, decoding complexity, low storage overhead, and low repair cost. As future work, special irregular designs for LDPC codes which would further reduce the BS requirements in the repair process will be analyzed.

ACKNOWLEDGMENT

This study is supported by TUBITAK under grant number 119E235 and Pamukkale University Scientific Research Projects Department under grant number 2018FEBE009.

REFERENCES

- [1] A. Asadi, Q. Wang, and V. Mancuso, "A survey on device-to-device communication in cellular networks," *IEEE Communications Surveys Tutorials*, vol. 16, no. 4, pp. 1801–1819, Fourthquarter 2014.
- [2] P. Marsch, Ö. Bulakci, O. Queseth, and M. Boldi, *5G system design: architectural and functional considerations and long term research*. John Wiley & Sons, 2018.
- [3] M. A. Maddah-Ali and U. Niesen, "Fundamental limits of caching," in *2013 IEEE International Symposium on Information Theory*, July 2013, pp. 1077–1081.
- [4] K. Shanmugam, N. Golrezaei, A. G. Dimakis, A. F. Molisch, and G. Caire, "Femtocaching: Wireless content delivery through distributed caching helpers," *IEEE Transactions on Information Theory*, vol. 59, no. 12, pp. 8402–8413, 2013.
- [5] J. Pääkkönen, C. Hollanti, and O. Tirkkonen, "Device-to-device data storage for mobile cellular systems," in *2013 IEEE Globecom Workshops (GC Wkshps)*, Dec 2013, pp. 671–676.
- [6] J. Pääkkönen, C. Hollanti, and O. Tirkkonen, "Device-to-device data storage with regenerating codes," in *International Workshop on Multiple Access Communications*. Springer, 2015, pp. 57–69.
- [7] J. Pedersen, A. G. i Amat, I. Andriyanova, and F. Brännström, "Distributed storage in mobile wireless networks with device-to-device communication," *IEEE Transactions on Communications*, vol. 64, no. 11, pp. 4862–4878, Nov 2016.
- [8] M. Ji, G. Caire, and A. F. Molisch, "Fundamental limits of caching in wireless d2d networks," *IEEE Transactions on Information Theory*, vol. 62, no. 2, pp. 849–869, Feb 2016.

- [9] I. S. Reed and G. Solomon, "Polynomial codes over certain finite fields," *Journal of the Society for Industrial and Applied Mathematics*, vol. 8, no. 2, pp. 300–304, 1960.
- [10] D. S. Papailiopoulos and A. G. Dimakis, "Locally repairable codes," *IEEE Transactions on Information Theory*, vol. 60, no. 10, pp. 5843–5855, Oct 2014.
- [11] A. G. Dimakis, B. Godfrey, Y. Wu, M. J. Wainwright, and K. Ramchandran, "Network coding for distributed storage systems," *IEEE Trans. Information Theory*, vol. 56, no. 9, pp. 4539–4551, 2010. [Online]. Available: <https://doi.org/10.1109/TIT.2010.2054295>
- [12] W. Yongmei, C. Fengmin, and L. K. Cher, "Large ldpc codes for big data storage," in *Proceedings of the ASE BigData & SocialInformatics 2015*, ser. ASE BD&SI '15. New York, NY, USA: ACM, 2015, pp. 1:1–1:6. [Online]. Available: <http://doi.acm.org/10.1145/2818869.2818881>
- [13] R. Gallager, "Low-density parity-check codes," *IRE Transactions on information theory*, vol. 8, no. 1, pp. 21–28, 1962.
- [14] E. Eleftheriou and S. Olcer, "Low-density parity-check codes for digital subscriber lines," in *2002 IEEE International Conference on Communications. Conference Proceedings. ICC 2002 (Cat. No.02CH37333)*, vol. 3, April 2002, pp. 1752–1757 vol.3.
- [15] Z. Wang, I. Tamo, and J. Bruck, "Explicit minimum storage regenerating codes," *IEEE Transactions on Information Theory*, vol. 62, no. 8, pp. 4466–4480, 2016.
- [16] K. V. Rashmi, N. B. Shah, and P. V. Kumar, "Optimal exact-regenerating codes for distributed storage at the msr and mbr points via a product-matrix construction," *IEEE Transactions on Information Theory*, vol. 57, no. 8, pp. 5227–5239, 2011.
- [17] J. Pedersen, A. G. i Amat, I. Andriyanova, and F. Brännström, "Optimizing mds coded caching in wireless networks with device-to-device communication," *IEEE Transactions on Wireless Communications*, vol. 18, no. 1, pp. 286–295, 2018.
- [18] A. Piemontese and A. G. i Amat, "Mds-coded distributed caching for low delay wireless content delivery," *IEEE Transactions on Communications*, vol. 67, no. 2, pp. 1600–1612, 2018.
- [19] G. Calis and O. O. Koyluoglu, "On the maintenance of distributed storage systems with backup node for repair," in *2016 International Symposium on Information Theory and Its Applications (ISITA)*. IEEE, 2016, pp. 46–50.
- [20] N. Golrezaei, A. F. Molisch, A. G. Dimakis, and G. Caire, "Femtocaching and device-to-device collaboration: A new architecture for wireless video distribution," *arXiv preprint arXiv:1204.1595*, 2012.
- [21] J. Pääkkönen, A. Barreal, C. Hollanti, and O. Tirkkonen, "Coded caching clusters with device-to-device communications," *IEEE Transactions on Mobile Computing*, vol. 18, no. 2, pp. 264–275, 2018.
- [22] J. Li, S. Gu, Y. Wang, and Q. Zhang, "Double replication mds codes for wireless d2d distributed storage networks," in *2018 10th International Conference on Wireless Communications and Signal Processing (WCSP)*. IEEE, 2018, pp. 1–6.
- [23] A. Zaidi, F. Athley, J. Medbo, U. Gustavsson, G. Durisi, and X. Chen, *5G Physical Layer: Principles, Models and Technology Components*, 1st ed. Orlando, FL, USA: Academic Press, Inc., 2018.
- [24] N. Golrezaei, A. G. Dimakis, and A. F. Molisch, "Device-to-device collaboration through distributed storage," in *2012 IEEE global communications conference (GLOBECOM)*. IEEE, 2012, pp. 2397–2402.
- [25] Y. Wei, Y. W. Foo, K. C. Lim, and F. Chen, "The auto-configurable ldpc codes for distributed storage," in *2014 IEEE 17th International Conference on Computational Science and Engineering*. IEEE, 2014, pp. 1332–1338.
- [26] H. Weatherspoon and J. D. Kubiatowicz, "Erasure coding vs. replication: A quantitative comparison," in *Peer-to-Peer Systems*, P. Druschel, F. Kaashoek, and A. Rowstron, Eds. Berlin, Heidelberg: Springer Berlin Heidelberg, 2002, pp. 328–337.
- [27] H. Park, D. Lee, and J. Moon, "Ldpc code design for distributed storage: Balancing repair bandwidth, reliability, and storage overhead," *IEEE Transactions on Communications*, vol. 66, no. 2, pp. 507–520, 2017.
- [28] R. Bhagwan, K. Tati, Y.-C. Cheng, S. Savage, and G. M. Voelker, "Total recall: System support for automated availability management," in *Proceedings of the 1st Conference on Symposium on Networked Systems Design and Implementation - Volume 1*, ser. NSDI'04. USA: USENIX Association, 2004, p. 25.
- [29] J. Kleinberg and E. Tardos, *Algorithm Design*. Boston, MA, USA: Addison-Wesley Longman Publishing Co., Inc., 2005.
- [30] V. Chvatal, "A greedy heuristic for the set-covering problem," *Math. Oper. Res.*, vol. 4, no. 3, 1979. [Online]. Available: <https://doi.org/10.1287/moor.4.3.233>