

MODELING AND CONTROL OF MALARIA DYNAMICS IN FISH FARMING REGIONS *

FELIPE J.P. ANTUNES [†], M. SOLEDAD ARONNA [‡], AND CLÁUDIA T. CODEÇO [§]

Abstract. In this work we propose a model that represents the relation between fish ponds, the mosquito population and the transmission of malaria. It has been observed that in the Amazonic region of Acre, in the North of Brazil, fish farming is correlated to the transmission of malaria when carried out in artificial ponds that become breeding sites. Evidence has been found indicating that cleaning the vegetation from the edges of the crop tanks helps to control the size of the mosquito population.

We use our model to determine the effective contribution of the fish tanks to the epidemic. The model consists of a nonlinear system of ordinary differential equations with jumps at the cleaning time, which act as *impulsive controls*. We study the asymptotic behaviour of the system in function of the intensity and periodicity of the cleaning, and the value of the parameters. In particular, we state sufficient conditions under which the mosquito population is exterminated or prevails, and under which the malaria is eradicated or becomes endemic. We prove our conditions by applying results for cooperative systems with concave nonlinearities.

Key words. malaria modelling, monotone dynamical system, cooperative system, impulsive ordinary differential equations

AMS subject classifications. 92B05, 92D30, 92D25, 34C12, 34C25

1. Introduction. Malaria is a disease caused by parasites of genus *Plasmodium*, transmitted to human beings through the bite of the female *Anopheles darlingi* mosquito. This species of mosquito is highly antropophilic and is present throughout the whole Amazon river basin [9]. Symptoms of malaria range from fever, tiredness, shivers, vomits and headaches in mild cases, to coma or even death in severe cases. It is specially dangerous to pregnant women and small children. Of the five species of *Plasmodium*, *Plasmodium falciparum* causes the most virulent malaria, and *Plasmodium vivax* is the most frequent cause of recurrent malaria.

In Brazil, 99.9% of cases of malaria are found in the Amazon region, with an annual mean of 310,390 cases between 2000 and 2014 [9]. Even inside the Amazon region, incidence of the disease is concentrated: 37 out of 808 counties have 80% of all cases in 2013. In the state of Acre there are four counties with high incidence of the disease: Cruzeiro do Sul, Mâncio Lima, Rodrigues Alves and Tarauacá [9]. In this region, fish farming was stimulated as a sustainable way to develop the local economy, as part of the Brazilian Federal Government's poverty alleviation program. However, works such as [8] give evidence that fish ponds are correlated to an increase in mosquito population, with fish ponds having four times more larvae than natural water bodies. Cases of malaria also spatially and temporally correlated with the

*Submitted to the editors DATE.

Funding: This research was funded by the Applied Research Project of Fundação Getúlio Vargas "Modelagem, análise e estimativa da contribuição dos tanques de piscicultura na população do mosquito anopheles e o impacto na transmissão da malária no Alto Juruá, Acre", by the Program Jovem Cientista do Nosso Estado of FAPERJ, Brazil, by the STIC AmSud funding for the MOSTICAW Project (Process No. 99999.007551/2015- 00) and by CNPq Grant No. 454665/2014-8.

[†]Escola de Matemática Aplicada FGV EMap, Fundação Getulio Vargas, Rio de Janeiro, Brazil (fjpantunes2@gmail.com).

[‡]Escola de Matemática Aplicada FGV EMap, Fundação Getulio Vargas, Rio de Janeiro, Brazil (soledad.aronna@fgv.br, <https://sites.google.com/view/aronna>).

[§]Programa de Computação Científica-Fundação Oswaldo Cruz, Rio de Janeiro, Brazil (codeco@fiocruz.br).

opening of fish ponds. The most significant predictor of larval incidence found in [8] was percentage of border vegetation. This is attributed to the fact that vegetation provides shade, food, still water and protection from larvivorous fish predation [7, 8, 21]. Overall, increase of border covered with vegetation was correlated with increase in larval abundance. A difference in infestation levels has been observed between commercial and non-commercial ponds. In average, ponds that contained fish intended for sale were more infested than those for family use. However, if the amount of border vegetation was low enough, then commercial ponds were less infested with larvae than non-commercial ponds (see [8]), a fact associated to the presence of predator fish. Reduction of border vegetation depends crucially on maintenance of ponds. Fish farmers keep ponds clean of vegetation due to concerns regarding production, presence of snakes and other animals. While there is government incentive for the construction of ponds, there is no incentive for maintenance, neither for landfilling of ponds that are no longer in use [8, 9]. Due to the impact border vegetation has on larval abundance, cleaning of border vegetation can be used as a measure of malaria control. Fish farmers were interviewed for information regarding the cost of border cleaning and the speed of vegetation growth, during an educational event organized by Oswaldo Cruz Foundation.

In this article we propose a model that puts together the dynamics of the mosquito population in fish ponds, the level of ponds borders vegetation and the evolution of malaria transmission. We consider that vegetation has a direct impact on the ponds capacity of sheltering aquatic-stage mosquitoes and we further incorporate the possibility of presence of larvae predatory fish. Some simplifying assumptions are made. The system dynamics is considered spatially independent, and homogeneous for each compartment. We assume that vegetation cleaning is synchronized, happens periodically, and its time frame is small when compared to the time frame of the mosquito population and disease dynamics (*i.e.* cleaning is an event that happens in a few hours, and after a number of days it occurs again; while larvae maturation, mosquito lifespan and the spread of malaria through mosquito bites are phenomena that have a daily timescale). Therefore, we model vegetation cleaning as impulses that are applied to the vegetation variable, this is, at the cleaning times we apply a jump to the vegetation with the magnitude of the proportion of vegetation cleaned at that time. Our model and its analysis were inspired by the work [12] by Dumont and Thuilliez. For additional references to malaria and malaria control modelling, we refer the reader to [32, 26, 35, 25] and references therein.

Our main results establish algebraic conditions on the parameters of the model and of the cleaning frequency and intensity that determine the asymptotic behaviour of the mosquito population and the evolution of the disease. In order to predict this asymptotic behaviour, we prove and apply an extension of a result by Jiang [19]. The latter holds for cooperative systems with concave nonlinearities and states sufficient conditions under which the trajectories either converge to an equilibrium or are attracted to a periodic solution. This article of Jiang [19] extends previous works on cooperative systems by Smith [36] and other similar results for autonomous cooperative systems proved by Hirsch [14, 15] and Jiang [18]. For more historical and technical details on the subject the reader is referred *e.g.* to [19]. In particular, in this article (see Appendix B) we extend the algebraic conditions of [19, Theorem 5.5] to dynamics that are merely measurable with respect to the time variable.

The article is organized as follows. A detailed description of the model, its components and assumptions are given in Section 2. We derive analytical and numerical results from the model. In Section 3 we apply Theorem B.3 to the study of the

asymptotic behaviour of our system, establishing sufficient conditions for the mosquito population and the disease to either assume asymptotic periodic behaviour or to be eradicated. In Section 4, we simulate the system numerically in order to illustrate its different possible asymptotic behaviours. We also simulate different values for cleaning periodicity, in order to show the effect of increased cleaning frequency on the incidence of malaria. Finally, in the Appendix A, B and C, we include a series of definitions and technical results concerning ordinary and impulsive differential equations, and we prove an extension of the main result of [19] that holds for less regular right hand-sides.

1.1. Notation and preliminary definitions. In this section, we introduce some notation and definitions that will be used throughout the article. In particular, we present elements related to cooperative systems and concave nonlinearities that were employed in [19] and that are necessary for establishing our main results.

Given any function u defined in the interval $(t, t + \epsilon_0)$ (resp., $(t - \epsilon_0, t)$), set $u(t^+) := \lim_{\epsilon \rightarrow 0^+} u(t + \epsilon)$ (resp., $u(t^-) := \lim_{\epsilon \rightarrow 0^-} u(t - \epsilon)$). For $x, y \in \mathbb{R}^n$, we write $x < y$ and $x \leq y$ if the inequalities hold component-wise. We use $x \leq y$ if $x \leq y$ and $x \neq y$. If x and y are matrices, then the inequalities should hold entry-wise. For $x < y$, we define $[x, y] := \{z : x \leq z \leq y\}$, $(x, y] := \{z : x < z \leq y\}$ and $(x, y) = \{z : x < z < y\}$.

Given an open set $\Omega \subseteq \mathbb{R} \times \mathbb{R}^n$, Our model will be a differential equation of the form

$$(1.1) \quad \dot{x} = \mathcal{F}(t, x),$$

where $\mathcal{F}: \Omega \rightarrow \mathbb{R}^n$ is differentiable w.r.t. x , measurable and τ -periodic w.r.t. t . The function \mathcal{F} is called *concave* if $0 < x < y$ implies

$$D_x \mathcal{F}(t, x) \succeq D_x \mathcal{F}(t, y),$$

where $D_x \mathcal{F}(t, x)$ denotes the *Jacobian matrix* of \mathcal{F} with respect to x . The system is called *cooperative* if

$$\frac{\partial \mathcal{F}_i}{\partial x_j}(t, x) \geq 0, \quad \text{for } i \neq j,$$

for $(t, x) \in \Omega$. This is equivalent to saying that $D_x \mathcal{F}(t, x)$ has non-negative off-diagonal terms.

Given a Cauchy problem associated to (1.1) and with initial condition $x(t_0) = x_0$, we write $\mathbf{x}(t; t_0, x_0)$ to denote the value of an associated trajectory at time t . A *Carathéodory solution* of a Cauchy problem is an absolutely continuous function $t \mapsto \mathbf{x}(t; t_0, x_0)$ defined on some interval $[t_0, t_1]$ which satisfies (1.1) almost everywhere. We may simply write $\mathbf{x}(t)$ if both t_0 and x_0 are implicit from the context.

If a set $\mathcal{K} \subset \mathbb{R}^n$ is such that for every $x_0 \in \mathcal{K}$, the solution to the Cauchy problem (1.1) with $x(t_0) = x_0$ satisfies $x(t) \in \mathcal{K}$ for every $t > t_0$ for which the solution x is defined, then we say that \mathcal{K} is a *forward invariant set* for \mathcal{F} . We say that a trajectory \mathbf{x} is *globally asymptotic attractive* for (1.1) if, for every $(t_0, x_0) \in \Omega$, the solution x of (1.1) with initial condition $x(t_0) = x_0$ satisfies

$$(1.2) \quad \lim_{n \rightarrow \infty} \max_{t \in [n, \infty)} |\mathbf{x}(t; t_0, x_0) - x(t)| = 0.$$

An $n \times n$ -matrix A is called *cooperative* if its off-diagonal entries are non negative. The Jacobian matrix of a cooperative system is a cooperative matrix. Any $k \times k$ -submatrix of A formed by deleting $n - k$ rows of A , and the corresponding $n - k$

columns is called a *principal submatrix* of A , and its determinant is called a *principal minor* of order k . If the $n - k$ removed lines and columns are the last ones, we say that the resulting matrix is a *leading principal submatrix*, and its determinant is the *leading principal minor*.

Given a positive τ and a time-dependent τ -periodic essentially bounded function $g: [0, +\infty) \rightarrow \mathbb{R}$, we set $\bar{g} := \text{ess sup}_{[0, \tau)} g(t)$ and $\underline{g} := \text{ess inf}_{[0, \tau)} g(t)$. We extend this notation to matrix-valued functions $A: [0, +\infty) \rightarrow \mathbb{R}^{n \times m}$ in the following sense: if a_{ij} denote the entries of A then set, for $i = 1, \dots, n$ and $j = 1, \dots, m$,

$$\bar{a}_{ij} := \text{ess sup}_{[0, \tau)} a_{ij}(t), \quad \underline{a}_{ij} := \text{ess inf}_{[0, \tau)} a_{ij}(t),$$

and write \bar{A} and \underline{A} for the constant $n \times m$ -matrices with entries $\bar{a}_{i,j}$ and $\underline{a}_{i,j}$, respectively.

2. The Model. In this section we introduce the model. More precisely, in Subsection 2.1, we present a model for the interaction between the spread of malaria and the mosquito population dynamics. Subsection 2.2 is dedicated to the model for border vegetation growth and human action, that consists in border cleaning. Finally, Subsection 2.3 joins both systems in order to asses cleaning border vegetation as a control method for malaria.

2.1. Malaria Model. A rough malaria model will be introduced, joining ideas *e.g.* from Dumont *et al.* [10, 11, 12] and the classical model by Ross [32]. In the Amazonian region, the prevalent malaria is due to *Plasmodium vivax*, which has negligible mortality and a high rate of reinfection [8, 9]. We therefore disregard the possibility of gaining immunity to the disease (that is, we discard the inclusion of a *recovered* compartment R in our malaria *SIS* model).

We combine an *SIS* model for the disease with a two-stage aquatic-adult population model for the mosquitoes. Both the human and adult mosquito populations are divided in two compartments, namely susceptible and infected. The proportion of susceptible humans is denoted by S , and the proportion of infected by I . In regard to mosquito population, we consider an aquatic stage L gathering larvae and pupae, subject to resource competition; and two adult stages, the susceptible adults M_S and the infected adults M_I .

Assuming initially that the maximum capacity for the aquatic-stage mosquitoes L in fish ponds is a positive constant K , the evolution of the state variables is given by the following system of differential equations:

$$(2.1a) \quad \dot{S} = -\beta_{vh}SM_I + \kappa I,$$

$$(2.1b) \quad \dot{I} = \beta_{vh}SM_I - \kappa I,$$

$$(2.1c) \quad \dot{M}_S = \nu L - \beta_{hv}IM_S - \mu_M M_S,$$

$$(2.1d) \quad \dot{M}_I = \beta_{hv}IM_S - \mu_M M_I,$$

$$(2.1e) \quad \dot{L} = \alpha(M_I + M_S) \left(1 - \frac{L}{K}\right) - (\nu + \mu_L)L,$$

where the meaning of the involved parameters is given in Table 1. As already mentioned above, parameter K is defined as the maximal abundance of aquatic-stage mosquitoes that fish ponds can sustain, so it is an upper limit for larval growth in the sense that whenever $L \geq K$, no new larvae emerge and, additionally, for $L \leq K$, the closer L is to K the slower new larvae appear in the model. This way, the recruiting term takes into consideration the density-dependent effects for *Anopheles* larvae

[28]. We assume that K is directly related to the amount of vegetation along ponds borders, since these areas with vegetation provide the habitat available for the larvae, where they have shade, food and still water (see *e.g.* [7, 8, 21] and references therein). Similar modeling choice for the recruiting term have been found in *e.g.* [27] and in [10, 11, 12], the latter being our departure points for the general mosquito dynamic and breeding site control modeling. Additional details on K are given in the next subsection, where vegetation appears as a time-variable function and K is set to depend on the vegetation level.

Remark 2.1 (About the carrying capacity). The parameter K is to be considered as a maximum capacity of ponds for aquatic-stage individuals L , while the value of the equilibrium population for L , which is often called *carrying capacity*, is achieved when its growth rate equals its density-dependent death rate (see *e.g.* [16]).

Parameter	Biological Meaning
K	Maximal abundance of aquatic-stage mosquitoes that fish ponds can sustain.
K_p, K_w	Maximal abundance of aquatic-stage mosquitoes of fish ponds with/without predatory fish, respectively.
τ	Period of vegetation cleaning in days.
α	Intrinsic reproduction rate
ν	Aquatic-to-adult transition rate.
μ_L	Aquatic stage basic mortality rate.
μ_p	Added mortality due to predatory fish.
μ_M	Adult mosquito mortality rate.
κ	Recovery rate for infected individuals.
β_{vh}	Mosquito-to-human infection rate.
β_{hv}	Human-to-mosquito infection rate.
r	Rate of growth of vegetation.
γ	Proportion of vegetation removed as a function of time.

TABLE 1
Biological meaning of the parameters for systems (2.1) and (2.3).

2.2. Dynamics of Vegetation. Next we present a model for the growth of the border vegetation of the fish tanks, which is supposed to be affected by periodic cleaning. Previous studies in the Alto Juruá region [8, 9] established a correlation between lack of cleaning and presence of *Anopheles* larvae in fish farming ponds. We model this in such a way that K is a function of the proportion of ponds border covered by vegetation. We assume that the percentage of border vegetation $V : \mathbb{R}_+ \mapsto [0, 1]$ grows proportionally to available space $1 - V$, and that *some* cleaning occurs every τ days, in which a part γ of border vegetation is removed. Hence $\gamma : \mathbb{R}_+ \mapsto [0, 1]$ is the fraction of vegetation cleaned as function of time. More precisely, at day $n\tau$, the proportion of vegetation removed is $\gamma(n\tau)$. Following ideas from Dumont *et al.* [11, 12], we propose the following system of impulsive ordinary differential equations

to model the described situation:

$$\begin{aligned}
(2.2a) \quad & \frac{dV(t)}{dt} = r(1 - V(t)), \quad \text{for } t \neq \tau n, \\
(2.2b) \quad & V(n\tau^+) = V(n\tau^-) - \gamma(n\tau)V(n\tau^-), \quad \text{for } n \in \mathbb{N} \setminus \{0\}, \\
(2.2c) \quad & V(0) = V_0,
\end{aligned}$$

where $r > 0$ is the vegetation growth rate (see Table 1).

System (2.2) above can be seen as a particular *growth-disturbance model* for vegetation. For alternative choices of the cleaning actions, one can obtain different behaviours of the system, as shown in *e.g.* Reluga [30] and references therein. Here we impose γ to asymptotically approach a constant value. Further generalizations are out of the scope of this article.

PROPOSITION 2.2. *Given any initial condition $V_0 \in [0, 1]$, there exists a unique solution of (2.2), it is defined in $[0, +\infty)$, it is left-continuous and takes values in $[0, 1]$.*

Proof. This result can be deduced from more general established properties of impulsive differential equations, as found in *e.g.* [2]. The proof in our context is quite straightforward. Nevertheless, for the sake of completeness, we include it in this article.

The proof follows by induction on n . For $n = 1$, let us consider the interval $[0, \tau]$. It is straightforward that $V(t) = 1 - (1 - V_0)e^{-rt}$ is a solution of (2.2) in $[0, \tau]$. Moreover, it is unique, it is continuous and takes values in $[0, 1]$. Suppose now that there exists a unique solution V_n defined on $[0, n\tau]$ that is left-continuous and takes values in $[0, 1]$. Set $V_n^+ := (1 - \gamma(n\tau))V_n(n\tau^-)$. Since $V_n(n\tau^-) \in [0, 1]$ and $1 - \gamma(n\tau) \in [0, 1]$, we have that $V_n^+ \in [0, 1]$. Consider the initial value problem on $[n\tau, (n+1)\tau]$:

$$\dot{V}(t) = r(1 - V(t)), \quad V(n\tau^+) = V_n^+.$$

It follows easily that $V(t) = 1 - (1 - V_n^+)e^{-rt}$ is its unique solution. Set now

$$V_{n+1}(t) := \begin{cases} V_n(t), & \text{for } t \in [0, n\tau] \\ 1 - (1 - V_n^+)e^{-rt}, & \text{for } t \in (n\tau, (n+1)\tau]. \end{cases}$$

The function V_{n+1} is the unique solution of (2.2) in $[0, (n+1)\tau]$ and satisfies the desired properties. This concludes the inductive step and the proof. \square

2.3. The Complete Model. We conclude the construction of our model by putting together (2.1) and (2.2) with the following additional considerations: the maximum larval capacity of ponds K depends on the vegetation level V , and there exist two different types of ponds, namely *with* and *without predatory fish*. This differentiation induces a splitting in the aquatic stage L into L_p and L_w , corresponding to larvae in ponds with and without predatory fish, respectively. Border vegetation on fish ponds affects the dynamics through two effects. First, both carrying capacities K_p and K_w are positive-valued strictly increasing continuous functions of border vegetation and female mosquitoes are naturally assumed to choose oviposition sites in function of vegetation presence, where their offspring will have better chances of survival [21]. We model this by multiplying the recruitment rates of L_p and L_w by $\frac{K_p}{K_w + K_p}$ and $\frac{K_w}{K_w + K_p}$, respectively, noting that these fractions add up to one and do not affect the total recruitment rate. Instead, they determine how total oviposition is

distributed among the two types of ponds. Second, the areas with vegetation provide protection from predators, a feature that we model by adding the extra mortality rate $\mu_p(1-V)$ to L_p , which decreases predation effects as vegetation increases. Predators of mosquito larvae in this environment include many invertebrates [28] and larvivorous fishes [6]. Refugia modeling appears in different context in the literature. For instance, [17] models malaria dynamics considering mosquito refugium from insecticide spraying and [24] reviews the subject of refugia modeling for prey-predator systems.

The following system describes the joint dynamics of malaria, aquatic-stage and adult mosquitoes, and vegetation:

(2.3)

$$\dot{V} = r(1 - V),$$

$$V(n\tau^+) = V(n\tau^-) - \gamma(n\tau)V(n\tau^-), \quad \text{for } n \in \mathbb{N},$$

$$\dot{L}_p = \alpha \frac{K_p(V)}{K_w(V) + K_p(V)} (M_I + M_S) \left(1 - \frac{L_p}{K_p(V)}\right) - (\nu + \mu_L + \mu_p(1 - V))L_p,$$

$$\dot{L}_w = \alpha \frac{K_w(V)}{K_w(V) + K_p(V)} (M_I + M_S) \left(1 - \frac{L_w}{K_w(V)}\right) - (\nu + \mu_L)L_w,$$

$$\dot{M}_S = \nu(L_w + L_p) - \beta_{hv}IM_S - \mu_M M_S,$$

$$\dot{M}_I = \beta_{hv}IM_S - \mu_M M_I,$$

$$\dot{S} = -\beta_{vh}SM_I + \kappa I,$$

$$\dot{I} = \beta_{vh}SM_I - \kappa I.$$

where the biological meaning of the parameters is given in Table 1. The compartmental diagram for system (2.3) is shown in Figure 1.

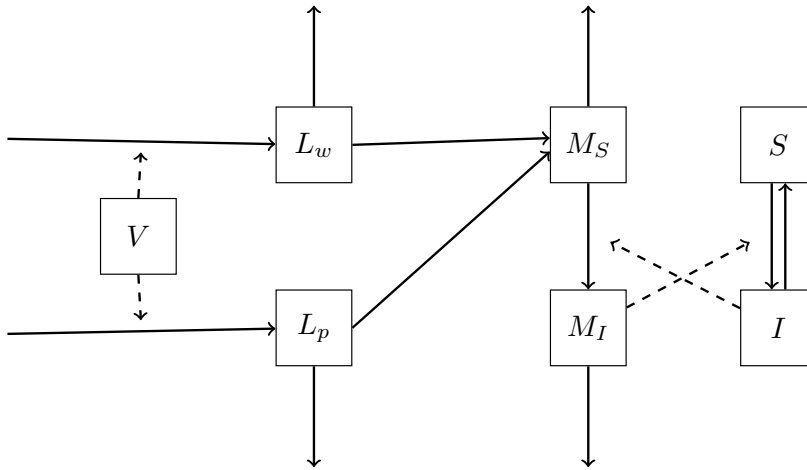


FIG. 1. Compartmental diagram for the dynamics described in system (2.3). Solid arrows represent the flow of individuals from one compartment to the other. Dashed arrows stand for some form of influence that a compartment has in the flow entering or exiting another compartment. We omit some arrows and the parameters in order to keep the diagram compact and legible.

We now state and prove results concerning properties of solutions to initial value problems for system (2.3). Consider the compact set

$$(2.4) \quad \mathcal{K} := \left\{ (V, M_S, M_I, L_p, L_w, S, I) \in \mathbb{R}_+^7 : V \leq 1, S + I \leq 1, \right. \\ \left. M_S + M_I \leq (\nu/\mu_M)(L_p + L_w), L_p \leq \max_{V \in [0,1]} K_p(V), L_w \leq \max_{V \in [0,1]} K_w(V) \right\}.$$

PROPOSITION 2.3. *Given an initial condition x_0 belonging to \mathcal{K} , there exists a unique solution of (2.3) with value x_0 at $t = 0$, it is defined in $[0, +\infty)$ and remains in \mathcal{K} . The last assertion states that \mathcal{K} is positively invariant under (2.3).*

Proof. The equation for the vegetation can be solved independently of the rest of the system, and gives a solution V that is left-continuous and bounded (thanks to Proposition 2.2). Inserting this solution in the equations for M_S, M_I, L_p, L_w, S, I yields a system that satisfies the conditions of Theorem A.1 in the Appendix A, which guarantees local existence.

Proof of positive invariance of \mathcal{K} follows easily by checking that, when a trajectory issuing from \mathcal{K} hits the boundary of \mathcal{K} , the dynamics pushes the trajectory inwards the set.

The existence of a global solution is a consequence of Theorems A.1-A.3 in Appendix A. \square

3. Asymptotic behaviour. In this section we study the asymptotic behaviour of system (2.3). We split this analysis in three parts. In Subsection 3.1 our focus is the vegetation system (2.2). We prove, in Proposition 3.1, that if cleaning at times $t = n\tau$ tends to a constant value then border vegetation approaches a τ -periodic solution. Subsection 3.2 is dedicated to the study of the behaviour of mosquito population when border vegetation is periodic, and 3.3 investigates malaria incidence under periodic vegetation cleaning. By applying the results on cooperative systems stated in Appendix B, we derive sufficient conditions for the trajectories of (2.3) to asymptotically approach either a positive solution or the origin.

At this point, it is worth commenting that the main interest of our research is finding conditions under which malaria is eradicated and these are established in Theorem 3.4. Additionally, Theorem 3.2 states conditions for mosquito population elimination, a goal that is not usually set in practice since it is rarely achieved or sustained, even in the short term. The conditions in Theorem 3.2 turn out to require quite more complex expressions than the ones in Theorem 3.4, but they are relevant from a theoretical point of view and the expressions can be simplified in particular cases.

3.1. Asymptotic behaviour of vegetation. We focus now on the vegetation model (2.2). We aim to prove that if cleaning is done every τ days and approaches a constant value, then the vegetation converges to a periodic solution that is discontinuous at the cleaning times. We get the following result.

PROPOSITION 3.1 (Periodic solutions for vegetation). *Let $\gamma^* \in [0, 1]$, and assume that $\gamma: [0, +\infty) \rightarrow [0, 1]$ is such that $\lim_{t \rightarrow \infty} \gamma(t) = \gamma^*$. Then any trajectory V of (2.2) with initial condition in $[0, 1]$ converges to the periodic solution*

$$(3.1) \quad V_{\text{per}}(t) := 1 - \frac{\gamma^* e^{-r(t-n\tau)}}{1 - (1 - \gamma^*) e^{-r\tau}}, \quad \text{for } t \in [n\tau, (n+1)\tau),$$

8

in the following sense:

$$(3.2) \quad \max_{t \in [n\tau, (n+1)\tau)} |V(t) - V_{\text{per}}(t)| \rightarrow 0, \quad \text{as } n \rightarrow \infty.$$

Proposition 3.1 follows from a direct application of Lemma C.1 in the Appendix C by setting $\gamma_n := \gamma(n\tau)$. We conclude that, under periodic cleaning, the border vegetation approaches a periodic behaviour. Figure 2 illustrates Proposition 3.1, by showing the solutions to the impulsive initial value problem (2.2) for a range of initial values in $[0, 1]$ and for values of $\gamma_n = (0.65 + (1 - 0.65)\frac{5}{n\tau})$, so that the values of γ_n converge to 0.65. Note that at each point of discontinuity, the trajectories come closer together, and asymptotically approach V_{per} .

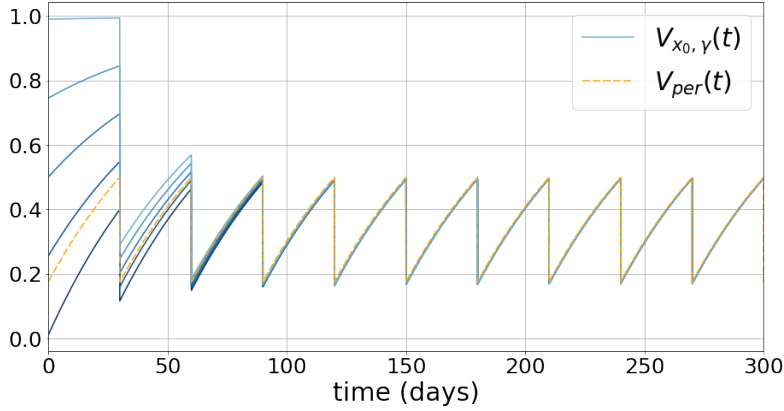


FIG. 2. Impulsive behaviour of System (2.2), for different initial values. V_{per} is shown in orange.

3.2. Asymptotic behaviour of mosquito population. We now turn to the analysis of the asymptotic behaviour of the mosquito population, *assuming that border vegetation is periodic* and equal to V_{per} . Our aim is to derive sufficient conditions on the parameters of the system for the mosquito population to either converge to 0, or have asymptotic periodic behaviour with positive values.

Recalling system (2.3), there are two aspects to consider. First, that vegetation behaviour impacts the system through the aquatic compartments L_w and L_p , then both carrying capacities

$$\tilde{K}_w(t) := K_w(V_{\text{per}}(t)), \quad \tilde{K}_p(t) := K_p(V_{\text{per}}(t))$$

are also periodic. Second, by setting $M := M_S + M_I$, we can isolate mosquito population dynamics in the following subsystem:

$$(3.3) \quad \begin{aligned} \dot{L}_p &= \alpha \frac{\tilde{K}_p}{\tilde{K}_w + \tilde{K}_p} M \left(1 - \frac{L_p}{\tilde{K}_p} \right) - (\nu + \mu_L + \mu_p(1 - V_{\text{per}})) L_p, \\ \dot{L}_w &= \alpha \frac{\tilde{K}_w}{\tilde{K}_w + \tilde{K}_p} M \left(1 - \frac{L_w}{\tilde{K}_w} \right) - (\nu + \mu_L) L_w, \\ \dot{M} &= \nu(L_p + L_w) - \mu_M M. \end{aligned}$$

Let us write the system in the compact form $\dot{X}(t) = F(t, X(t))$ for $X := (L_p, L_w, M)^\top$, F being the function on the r.h.s. of (3.3), and let us consider the set

$$(3.4) \quad \mathcal{K}_X := \{(t, L_p, L_w, M) \in \mathbb{R}_+^4 : \\ M \leq \frac{\nu}{\mu_M} \left(\max_{[0, \tau)} \tilde{K}_p(t) + \max_{[0, \tau)} \tilde{K}_w(t) \right), L_p \leq \tilde{K}_p(t), L_w \leq \tilde{K}_w(t)\},$$

on which F is cooperative. Due to the discontinuities and periodicity of V_{per} , the function F itself is piecewise-continuous and τ -periodic both w.r.t. the time variable t . The difficulty in analyzing system (3.3) arises when the discontinuities of V_{per} at the times $n\tau$ may steer the state of the system out of the set \mathcal{K}_X where it is cooperative. Before stating the main result of this section, let us recall the formula for the *basic offspring number*

$$\mathcal{N} := \frac{\alpha\nu}{\mu_M(\nu + \mu_L)},$$

that represents the *average number of offspring that an individual produces during its lifespan* [39, 13], and is considered a measure of the growth of a population. Additionally, let

$$(3.5) \quad \mathcal{N}_p(t) := \frac{\nu\alpha}{\mu_M(\nu + \mu_L + \mu_p(1 - V_{\text{per}}(t)))}$$

be a “modified” basic spring number.

THEOREM 3.2 (Asymptotic behaviour of the mosquito population). *The following assertions on the trajectories of system (3.3) hold.*

(i) *If*

$$(3.6) \quad \mathcal{N} \max_{t \in [0, \tau)} \frac{\tilde{K}_w}{\tilde{K}_w + \tilde{K}_p} + \mathcal{N}_p(\tau^-) \max_{t \in [0, \tau)} \frac{\tilde{K}_p}{\tilde{K}_w + \tilde{K}_p} \leq 1$$

is satisfied, then the trajectories of (3.3) asymptotically approach the origin for any initial condition in \mathcal{K}_X .

(ii) *If*

$$(3.7) \quad \frac{\min_{[0, \tau)} \left(\frac{\tilde{K}_w(t)}{\tilde{K}_w(t) + \tilde{K}_p(t)} \right)}{\mathcal{N}^{-1} + \frac{\tilde{K}_w(\tau^-) + \tilde{K}_p(\tau^-)}{\tilde{K}_w(0) + \tilde{K}_p(0)}} + \frac{\min_{[0, \tau)} \frac{\tilde{K}_p(t)}{\tilde{K}_w(t) + \tilde{K}_p(t)}}{\mathcal{N}_p(0)^{-1} + \frac{\tilde{K}_w(\tau^-) + \tilde{K}_p(\tau^-)}{\tilde{K}_w(0) + \tilde{K}_p(0)}} > 1$$

is satisfied, then for all initial conditions in $\mathcal{K}_X \setminus \{0\}$, solutions of (3.3) are bounded above and below by asymptotically periodic solutions.

Proof. This proof is based on the application of Theorem B.3 in the Appendix (see also Remark B.4), which follows from results on cooperative system with nonlinear concavities proved by Jiang [19] and Smith [36].

As mentioned above, the difficulty in dealing with system (3.3) is that the jumps in \tilde{K}_p, \tilde{K}_w may stir the trajectories outside the set where the equation is cooperative. We can write (3.3) as

$$\dot{x}(t) = F(t, x) = A(t)x(t) - f(t, x),$$

where $x(t) = (L_p(t), L_w(t), M(t))^T$,

$$A(t) := \begin{pmatrix} -(\nu + \mu_L + \mu_p(1 - V_{\text{per}})) & 0 & \alpha \frac{\tilde{K}_p}{\tilde{K}_w + \tilde{K}_p} \\ 0 & -(\nu + \mu_L) & \alpha \frac{\tilde{K}_w}{\tilde{K}_w + \tilde{K}_p} \\ \nu & \nu & -\mu_M \end{pmatrix},$$

and $f(t, x) := \frac{\alpha}{\tilde{K}_w + \tilde{K}_p} (L_p M, L_w M, 0)^T$, which is non-negative over \mathcal{K}_X . Note that $A(t)$ has non-negative off diagonal terms. Consider the system

$$\dot{z}(t) = A(t)z(t).$$

We have that latter system is cooperative in \mathcal{K}_X , and that

$$A(t)x \geq A(t)x - f(t, x), \quad \text{for all } (t, x) \in \mathcal{K}_X.$$

Moreover, both systems (for x and z) satisfy the uniqueness property for initial value problems. Therefore we can apply Kamke's Theorem [36, 19] to conclude that, for the same initial condition $z(0) = x(0) = x_0$, the corresponding trajectories satisfy $z(t) \geq x(t)$.

At this point, let us recall the notation \bar{g} , \bar{g} , \bar{A} and \bar{A} introduced in the notation Section 1.1. Now, from [19, Proposition 5.1], we know that the Floquet multiplier of maximal modulus λ of $A(t)$ satisfies $\exp(\tau s(\bar{A})) \leq \lambda \leq \exp(\tau s(\bar{A}))$, whereas from [19, Theorem 5.1] we know that for a cooperative matrix M , $s(M) > 0$ if, and only if, there exists a negative principal minor of $-M$. We conclude that, if all principal minors of $-\bar{A}$ are non-negative, then $s(\bar{A}) < 0$ and $\lim_{t \rightarrow \infty} z(t) = 0$, which implies that $\lim_{t \rightarrow \infty} x(t) = 0$. For the principal minors we get the following expressions:

$$\begin{aligned} \bar{p}_1 &= \left(\nu + \mu_L + \mu_p \left(1 - V(\tau^-) \right) \right) (\nu + \mu_L) \mu_M \\ &\quad - \alpha \nu (\nu + \mu_L) \frac{\tilde{K}_p}{\tilde{K}_p + \tilde{K}_w} - \alpha \nu \left(\nu + \mu_L + \mu_p \left(1 - V_{\text{per}}(\tau^-) \right) \right) \frac{\tilde{K}_w}{\tilde{K}_p + \tilde{K}_w}, \\ \bar{p}_2 &= \mu_M (\nu + \mu_L) - \alpha \nu \frac{\tilde{K}_w}{\tilde{K}_p + \tilde{K}_w}, \\ \bar{p}_3 &= \mu_M \left(\nu + \mu_L + \mu_p \left(1 - V_{\text{per}}(\tau^-) \right) \right) - \alpha \nu \frac{\tilde{K}_p}{\tilde{K}_p + \tilde{K}_w}, \\ \bar{p}_4 &= \left(\nu + \mu_L + \mu_p \left(1 - V_{\text{per}}(\tau^-) \right) \right) (\nu + \mu_L), \\ \bar{p}_5 &= \left(\nu + \mu_L + \mu_p \left(1 - V_{\text{per}}(\tau^-) \right) \right), \quad \bar{p}_6 = (\nu + \mu_L), \quad \bar{p}_7 = \mu_M. \end{aligned}$$

Principal minors $\bar{p}_4, \bar{p}_5, \bar{p}_6$ and \bar{p}_7 are trivially non-negative. We want conditions that ensure that $\bar{p}_1 \geq 0$, $\bar{p}_2 \geq 0$ and $\bar{p}_3 \geq 0$. We find that

$$\begin{aligned} \bar{p}_1 &= -\bar{A}_{1,1}\bar{p}_2 + \bar{A}_{2,2}\bar{A}_{1,3}\bar{A}_{3,1} = -\bar{A}_{2,2}\bar{p}_3 + \bar{A}_{1,1}\bar{A}_{2,3}\bar{A}_{3,2} \\ &= -\bar{A}_{1,1}\bar{p}_2 - \bar{A}_{2,2}\bar{p}_3 + \bar{A}_{1,1}\bar{A}_{2,2}\bar{A}_{3,3} \end{aligned}$$

From latter equation, we have that $\bar{p}_1 \leq -\bar{A}_{1,1}\bar{p}_2$, from which follows that $\bar{p}_1 \geq 0 \Rightarrow \bar{p}_2 \geq 0$. Analogously, $\bar{p}_1 \geq 0 \Rightarrow \bar{p}_3 \geq 0$. Therefore we only need to impose $\bar{p}_1 \geq 0$. This gives

$$\frac{\bar{p}_2}{\bar{A}_{2,2}\bar{A}_{3,3}} + \frac{\bar{p}_3}{\bar{A}_{1,1}\bar{A}_{3,3}} \geq 1.$$

If we define \mathcal{N}_p as in (3.5), then we can write latter condition as (3.6).

Now, consider the matrix

$$B := \frac{\alpha \nu}{\mu_M} \frac{\tilde{K}_w(\tau^-) + \tilde{K}_p(\tau^-)}{\tilde{K}_w(0) + \tilde{K}_p(0)} \begin{pmatrix} 1 & 0 & 0 \\ 0 & 1 & 0 \\ 0 & 0 & 0 \end{pmatrix}.$$

Note that $f(t, x) \leq Bx$, so $A(t)x - Bx \leq A(t)x - f(t, x)$. If we define w such that $\dot{w} = (A(t) - B)w$, $w(0) = x(0)$, then w satisfies a cooperative differential equation, and by Kamke's Theorem $w(t) \leq x(t)$. We can apply the same reasoning as before to conclude that if at least one principal minor of $-(A - B)$ is negative, then the trajectories of the system in w approach a strictly positive periodic solution which bounds x from below. The principal minors of $-(A - B)$ are:

$$\begin{aligned}\underline{p}_1 &= \left(\nu + \mu_L + \mu_p \left(1 - V_{\text{per}}(0) \right) + \frac{\alpha\nu}{\mu_M} \right) \left(\nu + \mu_L + \frac{\alpha\nu}{\mu_M} \right) \mu_M \\ &\quad - \alpha\nu \left(\nu + \mu_L + \frac{\alpha\nu}{\mu_M} \right) \frac{\tilde{K}_p}{\tilde{K}_p + \tilde{K}_w} - \alpha\nu \left(\nu + \mu_L + \mu_p \left(1 - V_{\text{per}}(0) \right) + \frac{\alpha\nu}{\mu_M} \right) \frac{\tilde{K}_w}{\tilde{K}_p + \tilde{K}_w}, \\ \underline{p}_2 &= \mu_M \left(\nu + \mu_L + \frac{\alpha\nu}{\mu_M} \right) - \alpha\nu \frac{\tilde{K}_w}{\tilde{K}_p + \tilde{K}_w}, \\ \underline{p}_3 &= \mu_M \left(\nu + \mu_L + \mu_p \left(1 - V_{\text{per}}(0) \right) + \frac{\alpha\nu}{\mu_M} \right) - \alpha\nu \frac{\tilde{K}_p}{\tilde{K}_p + \tilde{K}_w}, \\ \underline{p}_4 &= \left(\nu + \mu_L + \mu_p \left(1 - V_{\text{per}}(0) \right) + \frac{\alpha\nu}{\mu_M} \right) \left(\nu + \mu_L + \frac{\alpha\nu}{\mu_M} \right), \\ \underline{p}_5 &= \left(\nu + \mu_L + \mu_p \left(1 - V_{\text{per}}(0) \right) + \frac{\alpha\nu}{\mu_M} \right), \quad \underline{p}_6 = \left(\nu + \mu_L + \frac{\alpha\nu}{\mu_M} \right), \quad \underline{p}_7 = \mu_M.\end{aligned}$$

Denoting terms of the matrix $A - B$ by $\underline{c}_{i,j}$, we have that

$$\underline{p}_1 = -\underline{c}_{1,1}\underline{p}_2 + \underline{c}_{2,2}\underline{c}_{1,3}\underline{c}_{3,1} = -\underline{c}_{2,2}\underline{p}_3 + \underline{c}_{1,1}\underline{c}_{2,3}\underline{c}_{3,2} = -\underline{c}_{1,1}\underline{p}_2 - \underline{c}_{2,2}\underline{p}_3 + \underline{c}_{1,1}\underline{c}_{2,2}\underline{c}_{3,3}$$

From the latter equation, we have that $\underline{p}_1 \leq \underline{p}_2$ and $\underline{p}_1 \leq \underline{p}_3$, so “at least one negative principal minor” is equivalent to $\underline{p}_1 < 0$, from which we have

$$\frac{\underline{p}_2}{\underline{c}_{2,2} \underline{c}_{3,3}} + \frac{\underline{p}_3}{\underline{c}_{1,1} \underline{c}_{3,3}} < 1.$$

Writing latter condition in full leads to (3.7). Note that the conditions for w to be asymptotically periodic imply that z is also asymptotically periodic, so in this case x is bounded above and below by asymptotically periodic functions, as stated in the theorem. \square

Remark 3.3. The numerical simulations in Section 4 show that system (3.3) has, in general, asymptotic positive periodic behaviour.

3.3. Asymptotic behaviour of malaria. Following the discussion of the previous subsection, we now analyze the behaviour of the *infected* human and mosquito populations in the same manner. Assuming we are in situation (ii) of Theorem 3.2, let M_{per} be the periodic solution for the mosquito population. We get that the infected components (M_I, I) follow the dynamics:

$$\begin{aligned}(3.8) \quad \dot{M}_I &= \beta_{hv}I(M_{\text{per}} - M_I) - \mu_M M_I; \\ \dot{I} &= \beta_{vh}(1 - I)M_I - \kappa I.\end{aligned}$$

Note that system (3.8) is cooperative in the time-dependent domain

$$\mathcal{K}_Y = \{(t, M_I, I) \in \mathbb{R}_+^3 : M_I \leq M_{\text{per}}(t), I \leq 1\}.$$

We can apply Theorem B.3 to arrive at the following result:

THEOREM 3.4 (Limit Behaviour of Disease).

(i) If

$$\frac{\beta_{vh}\beta_{hv} \max_{t \in [0, \tau)} M_{\text{per}}(t)}{\kappa\mu_M} \leq 1,$$

then the trajectories (M_I, I) of (3.8) verify $\lim_{t \rightarrow +\infty} (M_I, I)(t) = 0$ for all initial conditions in \mathcal{K}_Y .

(ii) If

$$\frac{\beta_{vh}\beta_{hv} \min_{t \in [0, \tau)} M_{\text{per}}(t)}{\kappa\mu_M} > 1,$$

then there exists a strictly positive periodic solution of (3.8) which attracts all initial conditions in $\mathcal{K}_Y \setminus \{0\}$.

Proof. As done for previous theorem, this proof is based on the application of Theorem B.3 in the Appendix (see also Remark B.4).

In contrast to Theorem 3.2, there is no need to split the analysis in two cases for the trajectories of (3.8) never leave the set \mathcal{K}_Y for initial conditions in $[0, M_{\text{per}}(0)] \times [0, 1]$ and then Theorem B.3 is applicable for all trajectories starting in \mathcal{K}_Y . We can calculate A to be

$$(3.9) \quad A = \begin{pmatrix} -\mu_M & \beta_{hv}M_{\text{per}} \\ \beta_{vh} & -\kappa \end{pmatrix}$$

The principal minors of $-\bar{A}$ are

$$(3.10) \quad \begin{aligned} \bar{p}_1 &= \mu_M\kappa - \beta_{hv}\beta_{vh}\bar{M}_{\text{per}}; \\ \bar{p}_2 &= \mu_M; \\ \bar{p}_3 &= \kappa. \end{aligned}$$

Both \bar{p}_2 and \bar{p}_3 are always non-negative. We will therefore focus on the condition that $\bar{p}_1 \geq 0$, from which we get

$$(3.11) \quad \frac{\beta_{hv}\beta_{vh}\bar{M}_{\text{per}}}{\kappa\mu_M} \leq 1$$

If the inequality is satisfied, then trajectories of solutions to (3.8) converge to 0 for all initial conditions. However, if we consider the principal minors of $-\underline{A}$, we arrive at

$$(3.12) \quad \frac{\beta_{vh}\beta_{hv}\underline{M}_{\text{per}}}{\kappa\mu_M} > 1.$$

If the inequality is satisfied, then there exists a strictly positive periodic solution of (3.8) which attracts all feasible initial conditions, as stated. \square

It is interesting to compare the formula for the conditions of Theorem 3.4 with the *basic reproduction number* \mathcal{R}_0 for the disease (see e.g. [22]), defined for a constant mosquito population M , which is given by

$$(3.13) \quad \mathcal{R}_0 := \frac{\beta_{hv}\beta_{vh}M}{\kappa\mu_M}.$$

This number is interpreted as the *average amount of new infections an infected person causes during one infectious period if introduced in a completely susceptible population*. In standard compartmental models (see [37]), when $\mathcal{R}_0 > 1$, there is a locally

asymptotically stable endemic equilibrium. Conversely, when $\mathcal{R}_0 < 1$ the disease goes extinct, with the infected state variables converging to zero. If we defined a *time dependent* reproduction number by

$$(3.14) \quad \mathcal{R}(t) := \frac{\beta_{hv}\beta_{vh}M_{\text{per}}(t)}{\kappa\mu_M},$$

which depends on the mosquito population at time t , our conditions of Theorem 3.4 would amount to $\max_{t \in [0, \tau)} \mathcal{R}(t) \leq 1$ for convergence to 0 and to $\min_{t \in [0, \tau)} \mathcal{R}(t) > 1$ for the disease to be endemic, with a globally attractive strictly positive periodic solution.

4. Numerical simulations. In this last section we present simulations to illustrate our model and results. In Table 2 we expose ranges of realistic values for the parameters involved in system (2.3). In Subsection 4.2, we present some scenarios for the possible asymptotic behaviours of the system, as predicted by Theorems 3.2 and 3.4. Subsection 4.3 explores the conditions from Theorems 3.2 and 3.4, analyzing the effect of the system's parameters on its asymptotic behaviour.

4.1. Parameters and Survey. The locality of Mâncio Lima, in the state of Acre in northwestern Brazil, is an important malaria hotspot. There, malaria is strongly associated with fish farming [8, 9]. In this area, there are ponds with commercial fishes and ponds with natural fishes, and natural water bodies (creeks, swamps). In Table 2 we gathered realistic parameters for the situation in Mâncio Lima. Some data was gathered in a visit to the region in 2018.

Parameter	Value/ Range	Note/ Ref.	Scenario 1	Scenario 2	Scenario 3
r	0.01666 day ⁻¹	1	0.01666	0.01666	0.01666
τ	30 – 60 days	1	30	30	30
$\gamma(t)$	0.5 – 1 dimensionless	1, [9, 8]	0.65	0.65	0.65
α	8.75 – 43.66 day ⁻¹	[34, 31]	43.66	43.66	8.75
ν	1/(15.6 ± 2.86) day ⁻¹	[34]	0.0641	0.0641	0.0541
μ_L	0.51 – 0.79 day ⁻¹	[38]	0.62	0.62	0.99
μ_p	0.11 – 0.39 day ⁻¹	2	0.31	0.31	0.31
μ_M	0.089 – 0.476 day ⁻¹	[3]	0.089	0.16	0.8
κ	0.024 – 0.16 day ⁻¹	3	0.05	0.05	0.05
β_{vh}	0.02 – 0.25 day ⁻¹	[25]	0.2	0.1	0.2
β_{hv}	0.05 – 0.25 day ⁻¹	[25]	0.2	0.1	0.2

TABLE 2
Biologically feasible parameter ranges.

Comments about Table 2:

1. From interviews with the fish farmers, it was inferred that it takes two months for the vegetation to completely cover the fish tanks borders and border cleaning is done between 30 to 60 days. Moreover, at each cleaning episode more than half of the border vegetation is removed, which makes the cleaned proportion $\gamma(t)$ greater than 0.5.
2. Pond vegetation interferes with the feeding behavior of the fish, and indirectly protects the larvae from their predators [20]. Without vegetation, larvivorous fishes can reduce the amount of larvae in 90%.

3. The range of values for κ is calculated from [1]. Adherence to treatment directly affects the recovery rate [29]. We choose a value of κ for the simulation corresponding roughly to 14 days of treatment and a week until symptoms onset.

4.2. Numerical Illustration of the Main Results. We aim at illustrating Theorems 3.2 and 3.4 with numerical simulations. The following scenarios will be simulated.

Scenario 1: Positive periodic mosquito and infected human populations.

Scenario 2: Positive periodic mosquito population, and infected population converging to 0.

Scenario 3: Mosquito population and infected population converging to 0.

The numerical values used for the simulations are given in Table 2. For $K_w(V)$ and $K_p(V)$, we choose the following arbitrary functions:

$$(4.1) \quad K_p(V) := \frac{0.8}{1 + e^{-5(V-0.5)}}, \quad K_w(V) := 4V + 0.5.$$

The equation for $K_w(V)$ was interpolated by taking $K_w(0.2) = 1.3$ thousand larvae and $K_w(0.8) = 3.7$ thousand larvae. K_p is chosen to be a sigmoid function with arbitrary parameters such that $K_p(0.5) = 0.4$ thousand larvae. While the numerical parameters were arbitrary, the choice of a linear function for K_w and a sigmoidal function for K_p was made by extrapolating the results presented in [8, Fig. 5]. We chose two different kinds of functions so as not to simplify the conditions on Theorem 3.2. We consider that the vegetation has assumed periodic behaviour as described in Proposition 3.1, with the asymptotic value $\gamma^* = 0.65$. The values for μ_M and μ_L in Scenario 3 were chosen outside of the biological feasible range in order to force the differential equation system to assume the desired asymptotic behaviour. System (2.3) was integrated numerically for each scenario fixing the initial conditions

$$(V, S, I, M_S, M_I, L_p, L_w)(0) = (0.7, 0.9, 0.1, 0.5, 0, 2, 0.2).$$

The values for the conditional expressions of both Theorem 3.2 and 3.4 are given in Table 3. The simulations are shown in Figure 3. We could then validate numerically the results predicted by Theorems 3.2 and 3.4.

4.3. Analysis. Using Table 2, we can calculate the range of biologically feasible values for the basic offspring number \mathcal{N} , that gives $[0.953, 55.126]$. It is possible to observe that elimination of the mosquito population through border vegetation removal is unfeasible if \mathcal{N} is in the range of biologically feasible parameters. That is the reason why, in order to simulate a situation like the one of Scenario 3, we chose values for μ_M and μ_L that are outside the range observed in nature [3, 38].

Now, consider Theorem 3.4. In situation 1 of that theorem, the disease is eradicated. In situation 2, it becomes endemic, with varying incidence levels. Again, both conditions are *sufficient* conditions, and do not exhaust the possibilities. The case where

$$\frac{\beta_{hv}\beta_{vh} \min_{t \in [0, \tau)} M_{\text{per}}(t)}{\kappa\mu_M} \leq 1 < \frac{\beta_{hv}\beta_{vh} \max_{t \in [0, \tau)} M_{\text{per}}(t)}{\kappa\mu_M},$$

was observed through numerical simulation to assume periodic behavior close to 0.

From Theorem 3.4, the value $\frac{\kappa\mu_M}{\beta_{hv}\beta_{vh}}$ is a threshold value for the mosquito population. If the maximum value of the mosquito population is below this threshold, the

Expression	1	2	3
\mathcal{N}	45.967	25.569	0.567
$\mathcal{N} \max_{t \in [0, \tau)} \frac{\tilde{K}_w}{\tilde{K}_w + \tilde{K}_p} + \mathcal{N}_p(\tau^-) \max_{t \in [0, \tau)} \frac{\tilde{K}_p}{\tilde{K}_w + \tilde{K}_p}$	49.579	27.487	0.609
$\frac{\min_{[0, \tau)} \left(\frac{\tilde{K}_w(t)}{\tilde{K}_w(t) + \tilde{K}_p(t)} \right)}{\mathcal{N}^{-1} + \frac{\tilde{K}_w(\tau^-) + \tilde{K}_p(\tau^-)}{\tilde{K}_w(0) + \tilde{K}_p(0)}} + \frac{\min_{[0, \tau)} \frac{\tilde{K}_p(t)}{\tilde{K}_w(t) + \tilde{K}_p(t)}}{\mathcal{N}_p(0)^{-1} + \frac{\tilde{K}_w(\tau^-) + \tilde{K}_p(\tau^-)}{\tilde{K}_w(0) + \tilde{K}_p(0)}}$	0.002	0.003	0.004
$\frac{\beta_{vh} \beta_{hv} \max_{t \in [0, \tau)} M_{\text{per}}(t)}{\kappa \mu_M}$	15.199	1.036	0.000
$\frac{\beta_{vh} \beta_{hv} \min_{t \in [0, \tau)} M_{\text{per}}(t)}{\kappa \mu_M}$	10.812	0.698	0.000

TABLE 3
Calculated values for the conditional expression.

Parameter	Values
r	0.01666
τ	varying
γ	0.65
α	26.2
ν	0.0641
μ_L	0.62
μ_p	0.31
μ_M	0.16
κ	0.05
β_{vh}	0.2
β_{hv}	0.2

TABLE 4
Value of parameters for the simulation of the effect of cleaning frequency change. Biological meaning of parameters is given in Table 1

disease is eradicated. Again, Table 2 allows us to calculate the biologically feasible range for it, giving [0.013, 29.260].

The biological meaning of the parameters in the conditions of Theorem 3.4 are the transmission rates, the recovery rate, the mosquito mortality and the size of the mosquito population. These give hints to the more effective ways of fighting malaria: prevention of bites, treating infected individuals quickly, and controlling mosquito population. From the epidemiologist or the public health practitioner point of view, the most important issue is to have a grasp on the relative effects of each factor on malaria transmission [25].

We simulate the effect of an increase in the frequency of cleaning, using the set of parameters described in Table 4. The values for τ range from 70 to 5 days. In Figure

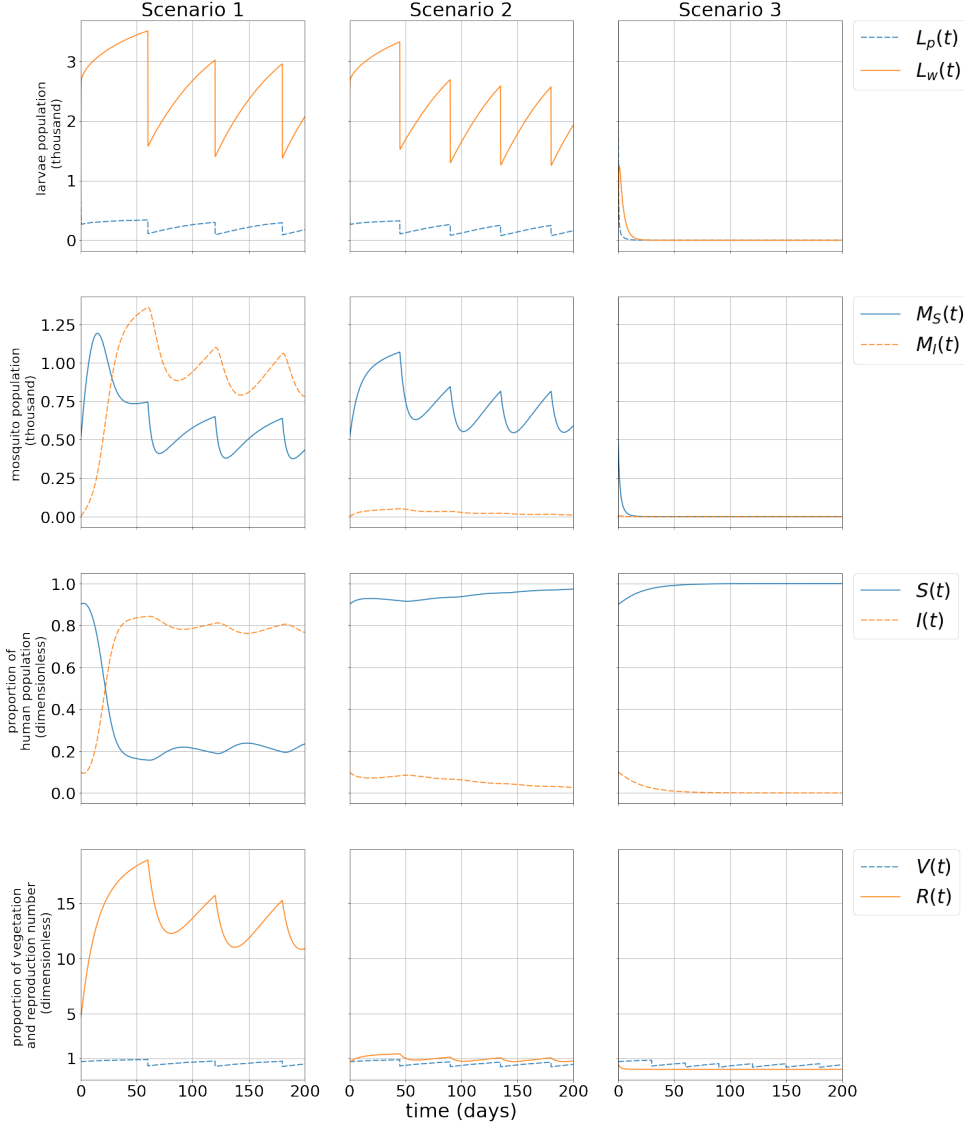


FIG. 3. Behaviour of the system under each scenario. Both mosquitoes and larvae are in the scale of thousands.

4, we represent the maximum and minimum values of both $\mathcal{R}(t)$ (as defined in (3.14)) and the size of the infected human population (once they assume periodic behaviour) as a function of τ . In the graphic on the left hand-side, the green horizontal line at 1 shows the threshold value for $\mathcal{R}(t)$.

The effect of an increased frequency of cleaning is a reduction of the average mosquito population, and consequently a reduction of the average infected population. Eventually, the solution's asymptotic behaviour changes from asymptotically positive periodic to convergence towards 0. Even with moderate efforts, the average proportion of infected humans is significantly reduced.

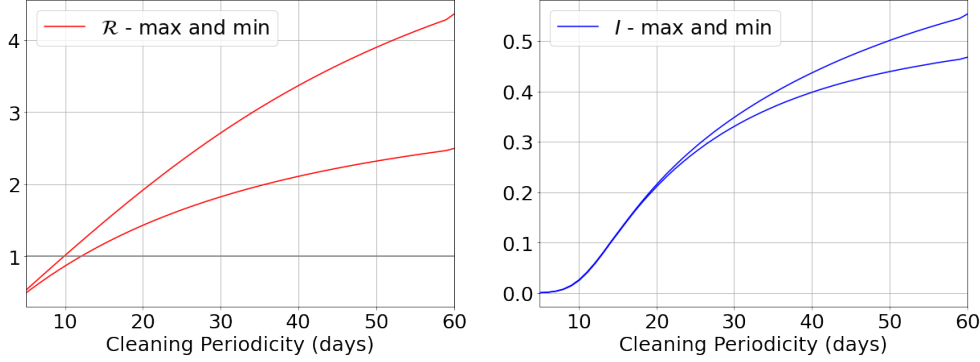


FIG. 4. Behaviour of the disease under different cleaning frequencies. On the left, the lines represent the minimum and maximum values of $\mathcal{R}(t)$ as a function of the cleaning periodicity. On the right, the minimum and maximum values for the infected population I . It is possible to observe that as $\max \mathcal{R}(t)$ becomes smaller than 1, the proportion of infected approaches 0.

5. Summary and Conclusion. In this paper, we use field observations and data about malaria in Acre, state in the Northwest of Brazil, to propose a system of differential equations to model the interaction between the border vegetation of fish ponds, the life cycle of *Anopheles darlingi* and the transmission of malaria. The model considers the differences observed in commercially active and inactive ponds, and the impact of maintenance on *Anopheles* larvae density. As far as we know, this is the first model linking malaria and fish farming.

In our model, we assumed that fish pond cleaning happened periodically and disregarded spatial effects on the dynamics. The model could potentially be improved by dropping these assumptions. Another important development is the collection of data to assess the validity of the model.

Through Theorems 3.2 and 3.4, we established conditions for determining the asymptotic behaviour of the mosquito population and the incidence of disease. Numerical simulations of our model have shown that an increase in cleaning frequency can reduce the mosquito population, which in turn reduces incidence of malaria. Our results suggests that incentives for fish pond maintenance are potential public health measures in the state of Acre.

Acknowledgments. This research was funded by the Applied Research Project of Fundação Getúlio Vargas “Modelagem, análise e estimativa da contribuição dos tanques de piscicultura na população do mosquito anopheles e o impacto na transmissão da malária no Alto Juruá, Acre”, by the Program Jovem Cientista do Nosso Estado of FAPERJ, Brazil, by the STIC AmSud funding for the MOSTICAW Project (Process No. 99999.007551/2015-00) and by CNPq Grant No. 454665/2014-8. The authors particularly acknowledge the fish farmers from Mâncio Lima, Acre, Brazil, for their availability.

Appendix A. On Carathéodory solutions.

Here we recall existence and uniqueness results for Cauchy problems with right-hand side functions that are merely measurable with respect to time. In Section B.1 we employ these results to prove that the *Poincaré map* associated to this type of system is well-defined, continuous and differentiable.

Basic Assumptions. For an open set $\Omega \subset \mathbb{R} \times \mathbb{R}^n$ and a function $F: \Omega \mapsto \mathbb{R}^n$, let us consider the conditions (A) and (B) below.

- (A) $\begin{cases} t \mapsto F(t, x) \text{ is measurable on } \Omega_x = \{t : (t, x) \in \Omega\}, \text{ for all } x, \\ x \mapsto F(t, x) \text{ is continuous on } \Omega_t = \{x : (t, x) \in \Omega\}, \text{ for a.e. } t. \end{cases}$
- (B) $\begin{cases} \text{For any compact set } K \subset \Omega, \text{ there exist } C_K > 0, L_K > 0 \text{ such that} \\ |F(t, x)| \leq C_K, |F(t, x) - F(t, y)| \leq L_K|x - y|, \text{ for all } (t, x), (t, y) \in K. \end{cases}$

We begin by recalling the following result [33, 4, 5].

THEOREM A.1 (Carathéodory's Existence Theorem). *Given $F: \Omega \rightarrow \mathbb{R}^n$ satisfying (A) and (B), and some $(t_0, x_0) \in \Omega$, consider the Cauchy problem*

$$(A.1) \quad \dot{x} = F(t, x), \quad x(t_0) = x_0.$$

The following assertions hold.

- (i) *There exists $\epsilon > 0$ such that (A.1) has a local solution defined on $[t_0, t_0 + \epsilon]$.*
- (ii) *Moreover, if $\Omega = \mathbb{R} \times \mathbb{R}^n$ and there exist constants C, L such that*

$$(A.2) \quad |F(t, x)| \leq C, |F(t, x) - F(t, y)| \leq L|x - y|, \text{ for all } (t, x), (t, y) \in \mathbb{R} \times \mathbb{R}^n,$$

then, for every $t_1 > t_0$, the initial value problem (A.1) has a unique global solution defined on $[t_0, t_1]$. Moreover, the solution depends continuously on the initial data x_0 .

THEOREM A.2 (Uniqueness of solutions). *Under the hypotheses of Theorem A.1, let x_1 and x_2 be solutions of (A.1) defined on the intervals $[t_0, t_1]$, $[t_0, t_2]$, respectively. If $t' := \min\{t_1, t_2\}$, then $x_1(t) = x_2(t)$, for $t \in [t_0, t']$.*

THEOREM A.3 (Maximal solutions). *Under the hypotheses of Theorem A.1, let $t^* > t_0$ be the supremum of all times t_1 for which (A.1) has a solution x defined on $[t_0, t_1]$. Then, either $t^* = \infty$ or*

$$\lim_{t \rightarrow t^*_-} \left(|x(t)| + \frac{1}{d((t, x(t)), \partial\Omega)} \right) = \infty.$$

Appendix B. Cooperative systems with time-measurable dynamics and concave nonlinearities.

In this section we show properties of the *Poincaré map* associated to system (A.1). These properties are used to extend Jiang's result [19, Theorem 5.5] to time-measurable differential equations.

B.1. Well-Definedness and Differentiability of Poincaré Map. Let us introduce the following notation: for given (t_0, x_0) in Ω , we write $\mathbf{x}(t; t_0, x_0)$ to denote the solution of (A.1) at time t , whenever it exists. For fixed $t > t_0$, we define the *Poincaré map* T corresponding to system (A.1) as the function that to each x_0 with $(t_0, x_0) \in \Omega$, associates $\mathbf{x}(t; t_0, x_0)$, i.e. $T(x_0) := \mathbf{x}(t; t_0, x_0)$.

Naturally, for the Poincaré map to be well-defined, we require that for any given x_0 , the underlying Cauchy problem has a unique solution. In the case the system admits a forward invariant set, we can define the Poincaré map on this set for any $t > t_0$, as stated in the following corollary.

COROLLARY B.1 (Well-definiteness of the Poincaré map). *Assume that the hypotheses of Theorem A.1 hold and that the differential equation $\dot{x} = F(t, x)$ admits a compact forward invariant set \mathcal{C} , with $[t_0, \infty) \times \mathcal{C} \subseteq \Omega$. Then, the associated Poincaré map is well-defined on \mathcal{C} .*

Proof. It follows straightforwardly from Theorems A.1-A.3. \square

The following Theorem proves differentiability of the Poincaré map w.r.t. the initial conditions.

THEOREM B.2 (Differentiability of the Poincaré Map). *Suppose that the hypotheses of Corollary B.1 hold, and assume further that g is continuously differentiable with respect to x . Let $t_0 \in \mathbb{R}$, $t > t_0$ and consider the Poincaré map T associated to the Cauchy problem (A.1) and time t . Then, the map $x_0 \mapsto Tx_0 := \mathbf{x}(t; t_0, x_0)$ is continuously differentiable with respect to x_0 . Its Jacobian matrix is*

$$(B.1) \quad D_{x_0}T = M(t, t_0),$$

where $M(\cdot, \cdot)$ is the fundamental matrix associated to the linear problem

$$(B.2) \quad \dot{v}(t) = D_x F(t, \mathbf{x}(t; t_0, x_0)) \cdot v(t).$$

Proof. It follows from [4, Theorem 2.10].

B.2. Asymptotic behaviour. In view of the properties of the Poincaré map stated above, we can extend [19, Theorem 5.5] to the differential equation

$$(B.3) \quad \dot{x} = \mathcal{F}(t, x), \quad (t, x) \in \mathbb{R}_+ \times [0, p],$$

where p belongs to \mathbb{R}_+^n and \mathcal{F} is continuous with respect to x and measurable with respect to t in its domain, τ -periodic in t . Moreover, $D_x \mathcal{F}$ exists and is continuous with respect to x . Let us consider the following hypotheses on \mathcal{F} :

$$(I) \quad \begin{cases} \text{if } x \geq 0 \text{ with } x_i = 0, \text{ then } \mathcal{F}_i(t, x) \geq 0, \text{ for } 1 \leq i \leq n, \\ \text{if } x \leq p \text{ with } x_i = p_i, \text{ then } \mathcal{F}_i(t, x) \leq 0, \text{ for } 1 \leq i \leq n. \end{cases}$$

$$(M) \quad \begin{cases} D_x \mathcal{F}(t, 0) \text{ is irreducible for every } t, \\ D_x \mathcal{F}(t, x) \text{ has non-negative off diagonal terms, for } (t, x) \in \mathbb{R}_+ \times [0, p]. \end{cases}$$

$$(C) \quad \left\{ D_x \mathcal{F}(t, x) >_{\neq} D_x \mathcal{F}(t, y), \quad \text{if } 0 < x < y < p. \right.$$

At this point, let us recall the notation \bar{A} and \underline{A} introduced in the notation Section 1.1.

THEOREM B.3 (Conditions for Periodic Solutions). *Let*

$$\mathcal{F} : \mathbb{R} \times [0, p] \rightarrow \mathbb{R}_+^n$$

where $p \in \mathbb{R}_+^n$ be a function verifying (I), (M) and (C). Assume further that $\mathcal{F}(t, 0) \equiv 0$ and all the trajectories of (B.3) are bounded. Then, setting $A(t) := D_x \mathcal{F}(t, 0)$, the following conditions hold.

1. If all principal minors of $-\bar{A}$ are non-negative, then $\lim_{t \rightarrow \infty} x(t) = 0$ for every solution of (B.3) with initial condition in $[0, p]$.
2. If $-\bar{A}$ has at least one negative principal minor, then (B.3) possesses a unique τ -periodic solution which attracts all initial conditions in $[0, p] \setminus \{0\}$.

Remark B.4. In the proof of Theorem B.3 (see [36, 19]), the only property of $\mathbb{R} \times [0, p]$ that is used is the fact that for any $t \in \mathbb{R}$ it is bounded over the state space. This removes the possibility of unbounded trajectories. Therefore, we can safely extend the result for sets of the form $\{(t, x) : t \in \mathbb{R}, 0 \leq x \leq p(t)\}$ for $p : \mathbb{R} \mapsto \mathbb{R}_+^n$.

Appendix C. Impulsive equations.

LEMMA C.1. For a sequence $(\gamma_n)_{n \in \mathbb{N}} \subset \mathbb{R}$ and $u_0 \in \mathbb{R}$, consider the initial value problem

$$(C.1) \quad \begin{aligned} \frac{du}{dt} &= r(1 - u(t)), \quad \text{for } t \neq n\tau, \\ u(n\tau^+) &= (1 - \gamma_n)u(n\tau^-), \quad \text{for } n \in \mathbb{N}, \\ u(0) &= u_0. \end{aligned}$$

Then, the following assertions hold.

- (i) If $\gamma_n = \gamma \in [0, 1]$ for all $n \in \mathbb{N}$ and $u_0 = 1 - \frac{\gamma}{1 - (1 - \gamma)e^{-r\tau}}$, then (C.1) admits the periodic solution u_{per} given by

$$(C.2) \quad u_{\text{per}}(t) := 1 - \frac{\gamma e^{-r(t-n\tau)}}{1 - (1 - \gamma)e^{-r\tau}}, \quad \text{for } t \in [n\tau, (n+1)\tau).$$

- (ii) Moreover, if $(\gamma_n) \subset [0, 1]$ is any sequence converging to γ , then any solution u of (C.1) for any initial condition $u_0 \in [0, 1]$ verifies

$$\max_{t \in [n\tau, (n+1)\tau)} |u(t) - u_{\text{per}}(t)| \rightarrow 0 \text{ as } n \rightarrow \infty.$$

Proof. Item (i) follows easily. Let us prove item (ii) assuming initially that $\gamma_n = \gamma$ for all $n \in \mathbb{N}$. The proof consists in taking the sequence formed by the points of discontinuity and studying its convergence. We begin by calculating $u((n+1)\tau^+)$ as a function of $u(n\tau^+)$. By solving the initial value problem

$$\dot{u}(t) = r(1 - u(t)), \quad \text{for } t \in (n\tau, (n+1)\tau), \quad u(n\tau) = u(n\tau^+),$$

and taking the limit as $t \rightarrow (n+1)\tau^-$, we get:

$$(C.3) \quad u((n+1)\tau^-) = 1 - [1 - u(n\tau^+)]e^{-r\tau}.$$

On the other hand, we can write $u((n+1)\tau^+)$ as a function of $u((n+1)\tau^-)$, using the impulse at $(n+1)\tau$, as $u((n+1)\tau^+) = (1 - \gamma)u((n+1)\tau^-)$. Using latter equation and (C.3) yields

$$(C.4) \quad u((n+1)\tau^+) = (1 - \gamma) \left(1 - (1 - u(n\tau^+))e^{-r\tau} \right),$$

defining a recurrence relation for $u(n\tau^+)$ induced by the function

$$(C.5) \quad x \mapsto f(x) := (1 - \gamma) \left(1 - (1 - x)e^{-r\tau} \right).$$

As f is a contraction over $[0, 1]$, the sequence $(u(n\tau^+))_{n \in \mathbb{N}}$ converges to its fixed point

$$(C.6) \quad u^* = \frac{(1 - \gamma)(1 - e^{-r\tau})}{1 - (1 - \gamma)e^{-r\tau}}.$$

This means that any solution u converges to u_{per} given by:

$$u_{\text{per}}(t) = 1 - [1 - u^*]e^{-r(t-n\tau)} = 1 - \frac{\gamma e^{-r(t+n\tau)}}{1 - (1 - \gamma)e^{-r\tau}}, \quad t \in [n\tau, (n+1)\tau), \quad n \in \mathbb{N}.$$

Finally, in the generic case, notice that for each γ_n , we have a corresponding f_n . We have to show that the infinite composition

$$\lim_{n \rightarrow \infty} f_n \circ \cdots \circ f_1(x)$$

converges. As $\gamma_n \rightarrow \gamma > 0$, from (C.5) we get that $f_n \rightarrow f$ uniformly on $[0, 1]$. For every $n \in \mathbb{N}$, f_n is a contraction, which implies it has a fixed point u_n^* in the form of equation (C.6). From (C.6), we can see that $u_n^* \rightarrow u^*$. These conditions guarantee us (see [23]) that the infinite composition converges to the fixed point of its limit function f . Thus the proposition has been proven. \square

REFERENCES

- [1] R. AGUAS, M. U. FERREIRA, AND M. G. GOMES, *Modeling the effects of relapse in the transmission dynamics of malaria parasites*, J Parasitol Res, 2012:921715 (2012), <https://doi.org/10.1155/2012/921715>.
- [2] D. BAINOV AND P. SIMEONOV, *Impulsive differential equations: periodic solutions and applications*, vol. 66, CRC Press, 1993, <https://doi.org/10.1201/9780203751206>.
- [3] F. S. M. D. BARROS, N. A. HONÓRIO, AND M. E. ARRUDA, *Survivorship of Anopheles darlingi (Diptera: Culicidae) in relation with malaria incidence in the Brazilian Amazon*, PLOS ONE, 6 (2011), pp. 1–13, <https://doi.org/10.1371/journal.pone.0022388>.
- [4] A. BRESSAN AND B. PICCOLI, *Introduction to the mathematical theory of control*, vol. 2, American Institute of Mathematical Sciences Springfield, 2007.
- [5] E. A. CODDINGTON AND N. LEVINSON, *Theory of ordinary differential equations*, Tata McGraw-Hill Education, 1955.
- [6] C. COLLINS, J. BONDS, M. QUINLAN, AND J. MUMFORD, *Effects of the removal or reduction in density of the malaria mosquito, anopheles gambiae sl, on interacting predators and competitors in local ecosystems*, Medical and veterinary entomology, 33 (2019), pp. 1–15, <https://doi.org/https://doi.org/10.1111/mve.12327>.
- [7] R. DANIS-LOZANO, M. H. RODRIGUEZ, J. I. ARREDONDO-JIMENEZ, M. HERNANDEZ-ÁVILA, AND C. MALLORCA, *Aquatic insects associated with anopheles albimanus (diptera: Culicidae) breeding sites in southern mexico*, Environmental entomology, 26 (1997), pp. 828–838, <https://doi.org/10.1093/ee/26.4.828>.
- [8] I. C. DOS REIS, C. T. CODECO, C. M. DEGENER, E. C. KEPPELER, M. M. MUNIZ, F. G. DE OLIVEIRA, J. J. CORTES, A. DE FREITAS MONTEIRO, C. A. DE SOUZA, F. C. RODRIGUES, G. R. MAIA, AND N. A. HONORIO, *Contribution of fish farming ponds to the production of immature Anopheles spp. in a malaria-endemic amazonian town*, Malar. J., 14:452 (2015), p. 452, <https://doi.org/10.1186/s12936-015-0947-1>.
- [9] I. C. DOS REIS, N. A. HONORIO, F. S. BARROS, C. BARCELLOS, U. KITRON, D. C. CAMARA, G. R. PEREIRA, E. C. KEPPELER, M. DA SILVA-NUNES, AND C. T. CODECO, *Epidemic and endemic malaria transmission related to fish farming ponds in the amazon frontier*, PLoS ONE, 10(9): e0137521 (2015), <https://doi.org/10.1371/journal.pone.0137521>.
- [10] Y. DUMONT, F. CHIROLEU, AND C. DOMERG, *On a temporal model for the chikungunya disease: modeling, theory and numerics*, Mathematical biosciences, 213 (2008), pp. 80–91, <https://doi.org/10.1016/j.mbs.2008.02.008>.
- [11] Y. DUMONT AND J. TCHUENCHE, *Mathematical studies on the sterile insect technique for the chikungunya disease and aedes albopictus*, Journal of mathematical Biology, 65 (2012), pp. 809–854, <https://doi.org/10.1007/s00285-011-0477-6>.

- [12] Y. DUMONT AND J. THUILLIEZ, *Human behaviors: A threat to mosquito control?*, Mathematical biosciences, 281 (2016), pp. 9–23, <https://doi.org/10.1016/j.mbs.2016.08.011>.
- [13] C. P. FERREIRA AND W. A. GODOY, *Ecological modelling applied to entomology*, Springer, 2014, <https://doi.org/10.1007/978-3-319-06877-0>.
- [14] M. W. HIRSCH, *The dynamical systems approach to differential equations*, Bulletin of the American mathematical society, 11 (1984), pp. 1–64, <https://doi.org/10.1090/S0273-0979-1984-15236-4>.
- [15] M. W. HIRSCH, *Systems of differential equations that are competitive or cooperative ii: Convergence almost everywhere*, SIAM Journal on Mathematical Analysis, 16 (1985), pp. 423–439, [https://doi.org/10.1016/0022-0396\(89\)90097-1](https://doi.org/10.1016/0022-0396(89)90097-1).
- [16] M. HIXON, *Carrying capacity*, in Encyclopedia of Ecology, S. E. Jørgensen and B. D. Fath, eds., Academic Press, Oxford, 2008, pp. 528–530, <https://doi.org/https://doi.org/10.1016/B978-008045405-4.00468-7>, <https://www.sciencedirect.com/science/article/pii/B9780080454054004687>.
- [17] M. A. JANSSEN AND W. MARTENS, *Modeling malaria as a complex adaptive system*, Artificial Life, 3 (1997), pp. 213–236, <https://doi.org/10.1162/artl.1997.3.3.213>.
- [18] J. JIANG, *An algebraic criterion for asymptotic behavior of a class of cooperative systems*, J. Sys. ScL, (1990), pp. 46–56, <https://doi.org/10.12341/jssms08559>.
- [19] J. JIANG, *The algebraic criteria for the asymptotic behaviour of cooperative systems with concave nonlinearities*, Systems Sci. Math. Sci., (1993), pp. 193–208, <https://sysmath.com/jssc/CN/Y1993/V6/I3/193>.
- [20] L. KAMAREDDINE, *The Biological Control of the Malaria Vector*, Toxins, 4 (2012), pp. 748–767, <https://doi.org/10.3390/toxins4090748>.
- [21] R. KUMAR AND J.-S. HWANG, *Larvicidal efficiency of aquatic predators: a perspective for mosquito biocontrol*, ZOOLOGICAL STUDIES-TAIPEI-, 45 (2006), p. 447.
- [22] L. LOPEZ, F. COUTINHO, M. BURATTINI, NASCIMENTO, AND E. MASSAD, *Threshold conditions for infection persistence in complex host-vectors interactions*, Comptes rendus biologiques, 325 (2002), pp. 1073–1084, [https://doi.org/10.1016/S1631-0691\(02\)01534-2](https://doi.org/10.1016/S1631-0691(02)01534-2).
- [23] L. LORENTZEN, *Compositions of contractions*, Journal of Computational and Applied Mathematics, 32 (1990), pp. 169–178, [https://doi.org/10.1016/0377-0427\(90\)90428-3](https://doi.org/10.1016/0377-0427(90)90428-3).
- [24] Z. MA, W. LI, Y. ZHAO, W. WANG, H. ZHANG, AND Z. LI, *Effects of prey refuges on a predator–prey model with a class of functional responses: The role of refuges*, Mathematical Biosciences, 218 (2009), pp. 73–79, <https://doi.org/https://doi.org/10.1016/j.mbs.2008.12.008>, <https://www.sciencedirect.com/science/article/pii/S0025556408002101>.
- [25] S. MANDAL, R. R. SARKAR, AND S. SINHA, *Mathematical models of malaria - A review*, Malaria journal, 10:202 (2011), <https://doi.org/10.1186/1475-2875-10-202>.
- [26] F. E. MCKENZIE AND E. M. SAMBA, *The role of mathematical modeling in evidence-based malaria control*, The American journal of tropical medicine and hygiene, 71 (2004), p. 94, <https://www.ncbi.nlm.nih.gov/pmc/articles/PMC2518450/>.
- [27] D. MOULAY, M. AZIZ-ALAOUI, AND M. CADIVEL, *The chikungunya disease: modeling, vector and transmission global dynamics*, Mathematical biosciences, 229 (2011), pp. 50–63, <https://doi.org/10.1016/j.mbs.2010.10.008>.
- [28] S. M. MURIU, T. COULSON, C. M. MBOGO, AND H. C. J. GODFRAY, *Larval density dependence in anopheles gambiae ss, the major african vector of malaria*, The Journal of animal ecology, 82 (2013), p. 166, <https://doi.org/https://doi.org/10.1111/1365-2656.12002>.
- [29] E. A. PEREIRA, E. A. ISHIKAWA, AND C. J. FONTES, *Adherence to plasmodium vivax malaria treatment in the brazilian amazon region*, Malaria journal, 10 (2011), p. 355, <https://doi.org/10.1186/1475-2875-10-355>.
- [30] T. C. RELUGA, *Analysis of periodic growth–disturbance models*, Theoretical population biology, 66 (2004), pp. 151–161, <https://doi.org/10.1016/j.tpb.2004.05.003>.
- [31] D. ROBERTS, W. ALECRIM, A. TAVARES, AND K. MCNEILL, *Field observations on the gonotrophic cycle of Anopheles darlingi (Diptera: Culicidae)*, Journal of Medical Entomology, 20 (1983), pp. 189–192, <https://doi.org/10.1093/jmedent/20.2.189>, <https://arxiv.org/abs/http://oup.prod.sis.lan/jme/article-pdf/20/2/189/18176833/jmedent20-0189.pdf>.
- [32] R. ROSS, *The prevention of malaria*, John Murray; London, 1911.
- [33] W. RUDIN, *Real and complex analysis*, Tata McGraw-Hill Education, 2006.
- [34] J. M. M. SANTOS, E. P. B. CONTEL, AND W. E. KERR, *Biologia de anofelinos amazônicos. - Ciclo biológico, postura e estádios larvares de Anopheles darlingi da rodovia Manaus - Boa Vista*, Acta Amazonica, 11 (1981), pp. 789–797, <https://doi.org/10.1590/1809-43921981114789>.
- [35] D. L. SMITH AND F. E. MCKENZIE, *Statics and dynamics of malaria infection in anopheles*

- mosquitoes*, Malaria journal, 3 (2004), pp. 1–14, <https://doi.org/10.1186/1475-2875-3-13>.
- [36] H. L. SMITH, *Cooperative systems of differential equations with concave nonlinearities*, Non-linear Anal., 10 (1986), pp. 1037–1052, [https://doi.org/10.1016/0362-546X\(86\)90087-8](https://doi.org/10.1016/0362-546X(86)90087-8).
- [37] P. VAN DEN DRIESSCHE AND J. WATMOUGH, *Reproduction numbers and sub-threshold endemic equilibria for compartmental models of disease transmission*, Mathematical biosciences, 180 (2002), pp. 29–48, [https://doi.org/10.1016/S0025-5564\(02\)00108-6](https://doi.org/10.1016/S0025-5564(02)00108-6).
- [38] C. VILLARREAL-TREVIÑO, G. M. VÁSQUEZ, V. M. LÓPEZ-SIFUENTES, K. ESCOBEDO-VARGAS, A. HUAYANAY-REPETTO, Y.-M. LINTON, C. FLORES-MENDOZA, A. G. LESCANO, AND F. M. STELL, *Establishment of a free-mating, long-standing and highly productive laboratory colony of anopheles darlingi from the peruvian amazon*, Malaria journal, 14 (2015), p. 227, <https://doi.org/10.1186/s12936-015-0733-0>.
- [39] H. M. YANG, M. L. G. MACORIS, K. C. GALVANI, M. T. M. ANDRIGHETTI, AND D. M. V. WANDERLEY, *Assessing the effects of temperature on the population of Aedes aegypti, the vector of dengue*, Epidemiology & Infection, 137 (2009), pp. 1188–1202, <https://doi.org/10.1017/S0950268809002040>.