

A Statistical Framework for Low-bitwidth Training of Deep Neural Networks

Jianfei Chen, Yu Gai, Zhewei Yao, Michael W. Mahoney, and Joseph E. Gonzalez
 University of California, Berkeley
 {jianfeic, yu_gai, zhewei, mahoneymw, jegonzal}@berkeley.edu

October 28, 2020

Abstract

Fully quantized training (FQT), which uses low-bitwidth hardware by quantizing the activations, weights, and gradients of a neural network model, is a promising approach to accelerate the training of deep neural networks. One major challenge with FQT is the lack of theoretical understanding, in particular of how gradient quantization impacts convergence properties. In this paper, we address this problem by presenting a statistical framework for analyzing FQT algorithms. We view the quantized gradient of FQT as a stochastic estimator of its full precision counterpart, a procedure known as quantization-aware training (QAT). We show that the FQT gradient is an unbiased estimator of the QAT gradient, and we discuss the impact of gradient quantization on its variance. Inspired by these theoretical results, we develop two novel gradient quantizers, and we show that these have smaller variance than the existing per-tensor quantizer. For training ResNet-50 on ImageNet, our 5-bit block Householder quantizer achieves only 0.5% validation accuracy loss relative to QAT, comparable to the existing INT8 baseline. Our code is publicly available at <https://github.com/cjf00000/StatQuant>.

1 Introduction

Deep neural networks (DNNs) have a high computational cost and memory footprint that slow down their training and inference. By taking advantage of low-bitwidth computational units in hardware, neural network quantization methods provide promising approaches for reducing the cost of timing, memory, and energy consumption, for both training and inference.

Notable quantization methods can be mainly categorized into two groups, inference quantization and training quantization. In *inference quantization*, the weights and the activations are quantized to speed up the inference phase. Among inference quantization approaches, *post training quantization* usually does not require access to the partial/full training dataset, and it does not need to re-train/fine-tune the quantized model [1, 2, 3, 4, 5]. To reduce the performance gap between the quantized model and its full precision counterpart, *quantization-aware training* (QAT) fine-tunes the quantized model on the training dataset [6, 7, 8, 9, 10, 11, 12, 13, 14]. However, QAT computes the gradients in full precision, so the training phase is not accelerated.

Training quantization methods, also known as *fully quantized training* (FQT), further quantize the gradients, compared with QAT. In FQT, all the activations, weights, and gradients are quantized in both the forward and backward propagation. Hence, training can be implemented efficiently on low-bitwidth computational units, such as tensor cores [15]. Low-bitwidth hardware is faster and more power-efficient, as compared to FP32 counterparts. As the need for training huge models continues to grow [16, 17, 18], there has been increasing attention on FQT. Earlier work on FQT includes mixed-precision FP16/FP32 training [19] and lossy 2-bit training [6]. Recently, 8-bit FQT has emerged as a sweet spot on the accuracy versus efficiency tradeoff. Various 8-bit numerical formats have been proposed, including INT8 [20, 21, 22, 23], FP8 [24, 25],

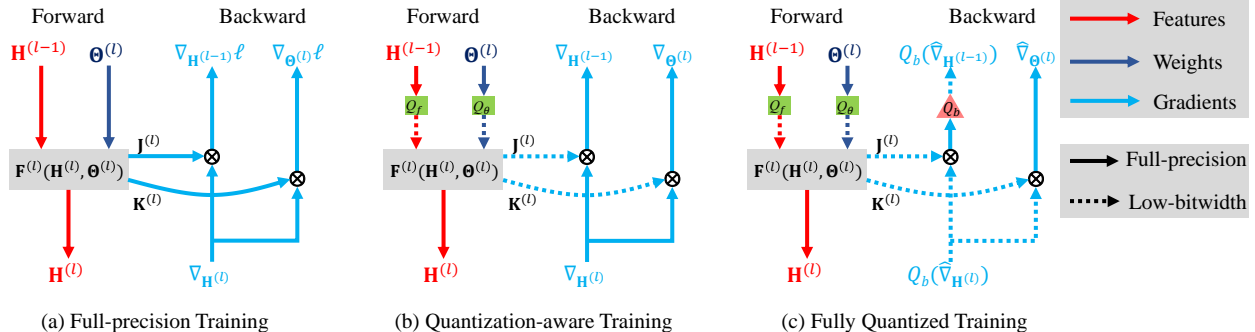


Figure 1: Computational graphs for full-precision and quantized training settings.

block floating point [26], FP8 with learnable parameters [27], and adaptive precision [28]. Several of them achieved near-lossless ($\leq 0.4\%$) validation accuracy for training ResNet-50 [29] on ImageNet [26, 22].

Despite abundant empirical results on FQT, the theoretical understanding is still lacking. Studying the effect of gradient quantization is challenging, due to the error accumulation caused by recursively quantizing the gradient at each layer. Existing theoretical results are based on very strong assumptions, such as untrained single layer networks [20] or convex objective functions [22]. To the best of our knowledge, there is not yet a bound on how the quantization scheme (bitwidth, type of quantizer) affects the quality of the quantized gradient.

In this paper, we present a general framework for FQT algorithms with theoretical guarantees. Unlike existing work [20, 22], which studies the *worst case* behavior of the gradient, we adopt a statistical approach. The FQT gradient can be viewed as a *stochastic estimator* of the QAT gradient, and we analyze the quantized gradient through its bias and variance. We provide theoretical bounds to guide practice, and we show how to use these theoretical results to lead to improved performance in practice. Our framework makes minimal assumption: deterministic forward propagation and unbiased stochastic gradient quantizer. Our main contributions include the following.

1. We present a framework for FQT and use the framework to show that the FQT gradient is an *unbiased* estimator of the QAT gradient. This implies that FQT and QAT algorithms eventually have the same convergence behavior, when the learning rate goes to zero.
2. We provide a general formula for the variance of the FQT gradient, and discuss the impact of bitwidth on gradient variance for the per-tensor gradient quantizer in existing FQT algorithms.
3. We propose two novel gradient quantizers for FQT, which significantly reduce variance. Our quantizers address the large dynamic range variation across gradient samples and spread the signal across the gradient dimensions.
4. We evaluate our quantizers on ImageNet using ResNet50 and reduce the gradient encoding from 8-bits to 5-bits without loss in validation accuracy.

2 Framework for Fully Quantized Training

In this section, we describe the mathematical formulation and assumptions of our framework. Throughout this paper, we use uppercase and lowercase letters (\mathbf{A}/\mathbf{b}) to denote matrices and row vectors, respectively. The i -th row and the j -th column of matrix \mathbf{A} are denoted as \mathbf{a}_i and $\mathbf{A}_{:,j}$, respectively. The operator $\text{vec}(\mathbf{A})$ stands for reshaping \mathbf{A} into a row vector. For a matrix \mathbf{A} , $\|\mathbf{A}\|_F^2$ is the Frobenius norm and $\|\mathbf{A}\|_2^2$ is the L_2 operator norm. Furthermore, \mathbf{e}_i is the i -th indicator vector; $\mathbf{1}$ is the all-one vector; and $[N] = \{0, 1, \dots, N\}$, $[N]_+ = \{1, 2, \dots, N\}$ are sets of integers. A table of notations can be found in Appendix A.

We assume that the DNN model $\mathbf{F}(\cdot; \Theta)$ is composed of L layers with the learnable parameter Θ . The

forward propagation is

$$\mathbf{H}^{(0)} = \mathbf{X}, \quad \mathbf{H}^{(l)} = \mathbf{F}^{(l)}\left(\mathbf{H}^{(l-1)}; \boldsymbol{\Theta}^{(l)}\right), \quad \mathbf{F}(\mathbf{X}; \boldsymbol{\Theta}) = \mathbf{H}^{(L)}, \quad \forall l \in [L]_+, \quad (1)$$

where $\mathbf{X} \in \mathbb{R}^{N \times D}$ is a batch of data (N is the batch size, and D is the feature dimensionality), and $\mathbf{F}(\mathbf{X}; \boldsymbol{\Theta}) \in \mathbb{R}^{N \times C}$ is the prediction (C is the number of labels). Here, $\mathbf{F}^{(l)}$ is the l -th layer of the model with parameter $\boldsymbol{\Theta}^{(l)}$, and $\mathbf{H}^{(l)}$ is an $N \times D^{(l)}$ -dimensional feature map (a.k.a. activations) after the l -th layer. To optimize the parameter $\boldsymbol{\Theta}$, the following empirical risk is minimized,

$$\min_{\boldsymbol{\Theta}} \mathcal{L}(\boldsymbol{\Theta}) := \mathbb{E}[\ell(\mathbf{F}(\mathbf{X}; \boldsymbol{\Theta}), \mathbf{Y})], \quad (2)$$

where $\mathbf{Y} \in \mathbb{R}^{N \times C}$ is the corresponding label of \mathbf{X} , ℓ is the loss function on a batch of labels, and the expectation is taken over all possible batches from a training dataset. Stochastic gradient descent (SGD) [30] is oftentimes used to solve the above problem, which takes the update $\boldsymbol{\Theta}_{t+1} = \boldsymbol{\Theta}_t - \eta_t \nabla_{\boldsymbol{\Theta}_t} \ell(\mathbf{F}(\mathbf{X}; \boldsymbol{\Theta}_t), \mathbf{Y})$, where η_t is the t -th step learning rate.

2.1 Quantization Aware Training

To accelerate inference, the forward propagation Eq. (1) is quantized as follows,

$$\forall l \in [L]_+, \quad \tilde{\mathbf{H}}^{(l-1)} = Q_f\left(\mathbf{H}^{(l-1)}\right), \quad \tilde{\boldsymbol{\Theta}}^{(l)} = Q_\theta\left(\boldsymbol{\Theta}^{(l)}\right), \quad \mathbf{H}^{(l)} = \mathbf{F}^{(l)}\left(\tilde{\mathbf{H}}^{(l-1)}; \tilde{\boldsymbol{\Theta}}^{(l)}\right), \quad (3)$$

where $Q_f(\cdot)$ and $Q_\theta(\cdot)$ are quantizers for features and weights, and $\tilde{\mathbf{H}}^{(l-1)}$ and $\tilde{\boldsymbol{\Theta}}^{(l)}$ are the quantized versions of $\mathbf{H}^{(l-1)}$ and $\boldsymbol{\Theta}^{(l)}$. For the particular case of linear layers, e.g., fully-connected and convolutional layers, forward propagation can be written as $\mathbf{F}^{(l)}\left(\tilde{\mathbf{H}}^{(l-1)}; \tilde{\boldsymbol{\Theta}}^{(l)}\right) = \tilde{\mathbf{H}}^{(l-1)} \tilde{\boldsymbol{\Theta}}^{(l)}$, and can be implemented efficiently with low-bitwidth computing kernels [31, 32]. Our framework assumes that the entire forward propagation is *deterministic*. That is to say, the quantizers $Q_f(\cdot)$ and $Q_\theta(\cdot)$ must be deterministic, and stochastic layers such as dropout are not allowed. This assumption aligns with current state-of-the-art inference quantization approaches [6, 7, 8, 2, 3, 4, 5].

QAT trains the quantized model (Eq. 3) on a training dataset. Incorporating the chain rule and using the straight-through estimator (STE) [33] of quantizers, which assumes that the gradient directly flow through the non-differentiable quantizer, QAT defines the gradient with back-propagation as:

$$\forall l \in [L]_+, \quad \text{vec}(\nabla_{\boldsymbol{\Theta}^{(l)}}) := \text{vec}(\nabla_{\mathbf{H}^{(l)}}) \mathbf{K}^{(l)}, \quad \text{vec}(\nabla_{\mathbf{H}^{(l-1)}}) := \text{vec}(\nabla_{\mathbf{H}^{(l)}}) \mathbf{J}^{(l)}, \quad (4)$$

where $\mathbf{J}^{(l)} := \frac{\partial \text{vec}(\mathbf{H}^{(l)})}{\partial \text{vec}(\tilde{\mathbf{H}}^{(l-1)})}$, $\mathbf{K}^{(l)} := \frac{\partial \text{vec}(\mathbf{H}^{(l)})}{\partial \text{vec}(\tilde{\boldsymbol{\Theta}}^{(l)})}$ are two Jacobian matrices. We refer to $\nabla_{\boldsymbol{\Theta}^{(l)}}$, $\nabla_{\mathbf{H}^{(l-1)}}$ as the QAT gradient, which provides approximate descent directions of the discrete learning problem (2), and we denote $\nabla_{\boldsymbol{\Theta}} = \{\nabla_{\boldsymbol{\Theta}^{(l)}}\}$. The shape of $\nabla_{\boldsymbol{\Theta}^{(l)}}$, $\nabla_{\mathbf{H}^{(l-1)}}$ is the same with corresponding parameter $\boldsymbol{\Theta}^{(l)}$ and feature $\mathbf{H}^{(l-1)}$. For linear layers, backpropagation can be written as $\nabla_{\boldsymbol{\Theta}^{(l)}} = \tilde{\mathbf{H}}^{(l-1)\top} \nabla_{\mathbf{H}^{(l)}}$ and $\nabla_{\mathbf{H}^{(l-1)}} = \nabla_{\mathbf{H}^{(l)}} \tilde{\boldsymbol{\Theta}}^{(l)\top}$. Since $\nabla_{\mathbf{H}^{(l)}}$ is not quantized, the back propagation in QAT cannot be implemented with low-bitwidth kernels.

2.2 Fully Quantized Training

To make back propagation more efficient, FQT further quantizes the gradients at each layer as:

$$\forall l \in [L]_+, \quad \hat{\nabla}_{\boldsymbol{\Theta}^{(l)}} := \text{vec}(Q_b(\hat{\nabla}_{\mathbf{H}^{(l)}})) \mathbf{K}^{(l)}, \quad \hat{\nabla}_{\mathbf{H}^{(l-1)}} := \text{vec}(Q_b(\hat{\nabla}_{\mathbf{H}^{(l)}})) \mathbf{J}^{(l)}, \quad (5)$$

where $\hat{\nabla}_{\mathbf{H}^{(L)}} := \nabla_{\mathbf{H}^{(L)}}$, and $Q_b(\cdot)$ is an *unbiased stochastic* quantizer, i.e., $\mathbb{E}[Q_b(\mathbf{X})] = \mathbf{X}$, for any \mathbf{X} . Such stochastic quantizers are typically implemented with stochastic rounding [34], and they are already widely adopted in existing FQT approaches [20, 22, 26]. We refer to $\hat{\nabla}_{\boldsymbol{\Theta}^{(l)}}$, $\hat{\nabla}_{\mathbf{H}^{(l-1)}}$ as the FQT gradient, and we denote $\hat{\nabla}_{\boldsymbol{\Theta}} = \{\hat{\nabla}_{\boldsymbol{\Theta}^{(l)}}\}$. For linear layers, back propagation reduces to

$$\hat{\nabla}_{\boldsymbol{\Theta}^{(l)}} = \tilde{\mathbf{H}}^{(l-1)\top} Q_b(\hat{\nabla}_{\mathbf{H}^{(l)}}), \quad \hat{\nabla}_{\mathbf{H}^{(l-1)}} = Q_b(\hat{\nabla}_{\mathbf{H}^{(l)}}) \tilde{\boldsymbol{\Theta}}^{(l)\top}, \quad (6)$$

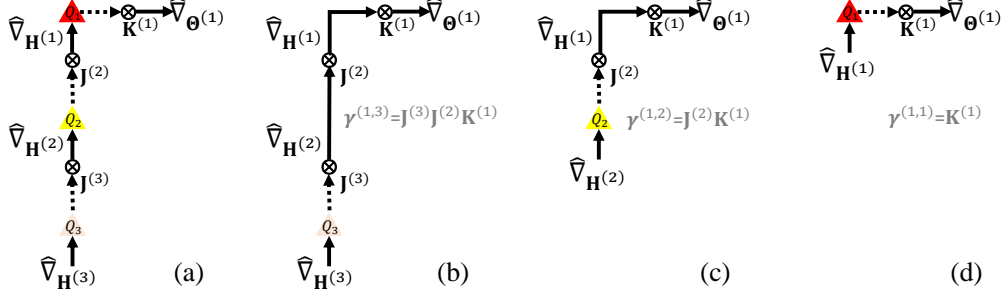


Figure 2: Decomposition of the variance. (a) Computational subgraph for the first layer parameter gradient $\hat{\nabla}_{\Theta^{(1)}}$; (b) $\text{vec}(Q_b(\hat{\nabla}_{\mathbf{H}^{(3)}}))\gamma^{(1,3)}$; (c) $\text{vec}(Q_b(\hat{\nabla}_{\mathbf{H}^{(2)}}))\gamma^{(1,2)}$; (d) $\text{vec}(Q_b(\hat{\nabla}_{\mathbf{H}^{(1)}}))\gamma^{(1,1)}$.

which can be implemented with low-bitwidth kernels since both operands are now quantized.

The relationship between full-precision training, QAT, and FQT is illustrated in Fig. 1. Full-precision training and QAT solve different learning problems, since full-precision training optimizes the exact model (Eq. 1), while QAT approximately optimizes the quantized model (Eq. 3). In contrast, QAT and FQT aim to optimize the same model, but with different gradient estimators: QAT uses ∇_{Θ} and FQT uses $\hat{\nabla}_{\Theta}$. In this paper, we study the difference between FQT and QAT by comparing these gradients. On the other hand, improving QAT towards full-precision training, which typically involves designing a better network $\mathbf{F}(\cdot; \Theta)$ and learnable quantizers, is a different problem outside the scope of this paper. We refer readers to [8, 9, 12] for state-of-the-art approaches for QAT, which can be potentially combined with this paper to reduce the bitwidth of the forward propagation.

3 Theoretical Results

We view the FQT gradient $\hat{\nabla}_{\Theta}$ as a stochastic estimator of the QAT gradient ∇_{Θ} . The FQT gradient $\hat{\nabla}_{\Theta}$ has $L + 1$ sources of randomness. The first one is brought by randomly subsampling the batch $\mathcal{B} = (\mathbf{X}, \mathbf{Y})$, and it is shared with the QAT gradient. The other L sources of randomness are due to the stochastic quantizers $Q_b(\cdot)$ per each layer, as illustrated in Fig. 2(a).

Both QAT and FQT can be viewed as stochastic optimization algorithms to solve the learning problem (2) approximately. We can analyze the behavior of these algorithms through the bias and variance of the gradient. All the proofs in this section can be found in Appendix C.

3.1 Bias

The following theorem states that the FQT gradient is an unbiased estimator of the QAT gradient.

Theorem 1. (*Unbiased gradient*) *The FQT gradient $\hat{\nabla}_{\Theta}$ defined as Eq. (5) is an unbiased estimator of the QAT gradient defined as Eq. (4), i.e., $\mathbb{E}[\hat{\nabla}_{\Theta} \mid \mathcal{B}] = \nabla_{\Theta}$.*

In standard SGD theory [35], an unbiased gradient implies convergence to a stationary point. QAT and FQT can be viewed as SGD algorithms that approximately solve the learning problem (2). More rigorously, we can view QAT and FQT as stochastic approximation [30] algorithms for finding the root $\mathbb{E}[\nabla_{\Theta}] = 0$, where QAT updates as $\Theta_{t+1} = \Theta_t - \eta_t \nabla_{\Theta_t}$, and FQT has a more noisy update $\Theta_{t+1} = \Theta_t - \eta_t \hat{\nabla}_{\Theta_t}$. Intuitively, when the step size $\eta_t \rightarrow 0$, both algorithms simulate the ordinary differential equation $\frac{d\Theta}{dt} = -\mathbb{E}[\nabla_{\Theta}]$ (Theorem 2.1 in [36]). Therefore, QAT and FQT are equivalent at the continuous limit, regardless of the choice of the specific gradient quantizer $Q_b(\cdot)$.

3.2 Variance

We define the variance of a random matrix \mathbf{X} as the summation of the variance for each entry, i.e., $\text{Var}[\mathbf{X}] := \sum_i \text{Var}[\text{vec}(\mathbf{X})_i] = \mathbb{E} \|\text{vec}(\mathbf{X}) - \mathbb{E}[\text{vec}(\mathbf{X})]\|_2^2 = \mathbb{E} \|\mathbf{X} - \mathbb{E}[\mathbf{X}]\|_F^2$.

The convergence rate of stochastic optimization algorithms depends on the *variance*. For example, for SGD with nonconvex and smooth objective functions, the convergence rate of the gradient norm $\mathbb{E} \|\nabla_{\Theta_t}\|^2$ is $O(\sigma/\sqrt{T})$ w.r.t. the numbers of total iterations T (Corollary 2.2 in [37]), if the gradient variance is bounded by σ^2 . Therefore, larger variance leads to more iterations to converge. The variance of the FQT gradient is given by the following theorem.

Theorem 2. (*Gradient Variance*) For all $k \leq l$, let $\boldsymbol{\gamma}^{(k,l)} = \left(\prod_{i=l}^{k+1} \mathbf{J}^{(i)}\right) \mathbf{K}^{(k)}$, then

$$\text{Var}[\hat{\nabla}_{\Theta}] = \text{Var}[\nabla_{\Theta}] + \sum_{l=1}^L \mathbb{E} \left[\sum_{k=1}^l \text{Var} \left[\text{vec}(Q_b(\hat{\nabla}_{\mathbf{H}^{(l)}})) \boldsymbol{\gamma}^{(k,l)} \mid \hat{\nabla}_{\mathbf{H}^{(l)}} \right] \right] \quad (7)$$

$$\leq \text{Var}[\nabla_{\Theta}] + \sum_{l=1}^L \mathbb{E} \left[\text{Var} \left[Q_b(\hat{\nabla}_{\mathbf{H}^{(l)}}) \mid \hat{\nabla}_{\mathbf{H}^{(l)}} \right] \sum_{k=1}^l \|\boldsymbol{\gamma}^{(k,l)}\|_2^2 \right]. \quad (8)$$

Intuitively, Eq. (7) decomposes the variance in the FQT gradient into each of its $L + 1$ sources of randomness. Particularly, the first term $\text{Var}[\nabla_{\Theta}]$ is the variance of the QAT gradient, which considers the variance from subsampling the batch \mathcal{B} . All the remaining variance terms come from gradient quantization, where each term $\text{Var} \left[\text{vec}(Q_b(\hat{\nabla}_{\mathbf{H}^{(l)}})) \boldsymbol{\gamma}^{(k,l)} \mid \hat{\nabla}_{\mathbf{H}^{(l)}} \right]$ is the variance imposed by the quantizer $Q_b(\hat{\nabla}_{\mathbf{H}^{(l)}})$ on layer l to the gradient $\hat{\nabla}_{\Theta^{(k)}}$ on layer k . For example, in a 3-layer network, consider the variance of the first layer parameter gradient $\hat{\nabla}_{\Theta^{(1)}}$, whose computational subgraph is illustrated in Fig. 2(a). The *gradient variance* $\text{Var} \left[\hat{\nabla}_{\Theta^{(1)}} \mid \mathcal{B} \right]$ is challenging to analyze since $\hat{\nabla}_{\Theta^{(1)}}$ is affected by all the three quantizers Q_1, Q_2, Q_3 , which entangle with the computing operations. Eq. (7) disentangles the variance introduced by each quantizer, where the term $\text{vec}(Q_b(\hat{\nabla}_{\mathbf{H}^{(l)}})) \boldsymbol{\gamma}^{(1,l)}$ computes $\Theta^{(1)}$ based on $\hat{\nabla}_{\mathbf{H}^{(l)}}$, as if there is only one quantizer $Q_b(\hat{\nabla}_{\mathbf{H}^{(l)}})$ along the path (Fig. 2(b)-(d)). The variance of $\text{vec}(Q_b(\hat{\nabla}_{\mathbf{H}^{(l)}})) \boldsymbol{\gamma}^{(1,l)}$ is simpler to analyze since it is only a linear transformation of the quantized value. Particularly, we can upper bound the variance with Eq. (8). The bound only depends on the *quantizer variance* $\text{Var} \left[Q_b(\hat{\nabla}_{\mathbf{H}^{(l)}}) \mid \hat{\nabla}_{\mathbf{H}^{(l)}} \right]$, weighted by the deterministic term $\sum_{k=1}^l \|\boldsymbol{\gamma}^{(k,l)}\|_2^2$. Therefore, Theorem 2 reduces the complicated problem on *gradient variance* into the simple problem on *quantizer variance*.

3.3 Case Study: FQT with Per-tensor Quantizer

We now analyze the quantizer variance for a specific *per-tensor quantizer* (PTQ), which is widely adopted in existing INT8 training approaches [20, 22]. The quantizer is defined as

$$Q_b(\hat{\nabla}_{\mathbf{H}^{(l)}}) = \text{SR} \left(S^{(l)}(\hat{\nabla}_{\mathbf{H}^{(l)}} - Z^{(l)}) \right) / S^{(l)} + Z^{(l)}, \text{ where } \text{SR}(X) = \begin{cases} \lceil X \rceil & \text{with prob. } X - \lfloor X \rfloor \\ \lfloor X \rfloor & \text{otherwise} \end{cases}.$$

If the bitwidth is b -bits, the affine transformation $S^{(l)}(\hat{\nabla}_{\mathbf{H}^{(l)}} - Z^{(l)})$ maps the gradient to an interval $[0, B]$ of $B = 2^b - 1$ bins. It is then rounded to integers in $[B]$ by the stochastic rounding [34] operation $\text{SR}(\cdot)$. Finally, the quantized value is mapped back by an inverse transformation, which is often carried out implicitly. We take the zero point $Z^{(l)} = \min \hat{\nabla}_{\mathbf{H}^{(l)}}$ and the scale $S^{(l)} = B/R(\hat{\nabla}_{\mathbf{H}^{(l)}}) = B/R(\mathbf{X})$, where $R(\mathbf{X}) = \max \mathbf{X} - \min \mathbf{X}$ is often referred as the *dynamic range* of \mathbf{X} . Since the SR operation is applied independently to each entry, we have the quantizer variance

$$\text{Var} \left[Q_b(\hat{\nabla}_{\mathbf{H}^{(l)}}) \mid \hat{\nabla}_{\mathbf{H}^{(l)}} \right] = \frac{1}{(S^{(l)})^2} \text{Var} \left[\text{SR}(\cdot) \mid \hat{\nabla}_{\mathbf{H}^{(l)}} \right] \leq \frac{ND^{(l)}}{4B^2} R(\hat{\nabla}_{\mathbf{H}^{(l)}})^2, \quad (9)$$

where the variance of stochastic rounding reaches the maximum 1/4 when the input falls to the center of a bin. Combining Eq. (9) and Eq. (8), we can bound the gradient variance by

$$\text{Var} [\hat{\nabla}_{\Theta}] \leq \text{Var} [\nabla_{\Theta}] + \frac{N}{4B^2} \sum_{l=1}^L D^{(l)} \mathbb{E} \left[R(\hat{\nabla}_{\mathbf{H}^{(l)}})^2 \sum_{k=1}^l \|\gamma^{(k,l)}\|_2^2 \right]. \quad (10)$$

This gives us some insight on the impact of gradient bitwidth to the variance. Particularly, when the bitwidth b is high ($B = 2^b - 1$), the second term is negligible compared with the variance of the QAT gradient itself. In this case, we can reduce the gradient bitwidth for free. As b getting smaller, the quantization variance dominates, and each less bit increase the variance by 4x. The rapid increase of variance makes it very challenging for existing INT8 training approaches to work for lower bitwidth.

4 Variance Reduced Quantizers

To reduce gradient variance, we propose a new family of gradient quantizers that have smaller variance than existing PTQ. Particularly, we extend PTQ with a scale *matrix* and a zero point *vector*:

$$Q_b(\hat{\nabla}_{\mathbf{H}^{(l)}}) = (\mathbf{S}^{(l)})^{-1} \text{SR} \left(\mathbf{S}^{(l)} (\hat{\nabla}_{\mathbf{H}^{(l)}} - \mathbf{1z}^{(l)}) \right) + \mathbf{1z}^{(l)}, \quad (11)$$

where $\mathbf{S}^{(l)}$ is a $N \times N$ matrix, $\mathbf{1}$ is a row vector, and $\mathbf{z}^{(l)}$ is a column vector. This quantizer scales and rotates the rows of the gradient, and reduces to the PTQ when $\mathbf{S}^{(l)} = S^{(l)}\mathbf{I}$ and $\mathbf{z}^{(l)} = \mathbf{1}^\top Z^{(l)}$. The variance of this quantizer is $\text{Var} [Q_b(\hat{\nabla}_{\mathbf{H}^{(l)}}) \mid \hat{\nabla}_{\mathbf{H}^{(l)}}] \leq \frac{D^{(l)}}{4} \left\| (\mathbf{S}^{(l)})^{-1} \right\|_F^2$. This can be minimized as

$$\min_{\mathbf{S}^{(l)}} \left\| (\mathbf{S}^{(l)})^{-1} \right\|_F^2, \text{ s.t. } R(\mathbf{S}^{(l)} \hat{\nabla}_{\mathbf{H}^{(l)}}) \leq B, \quad (12)$$

where the constraint ensures that the inputs are mapped within $[0, B]$. The derivation of variance for all quantizers in this section can be found in Appendix D.

4.1 Per-sample Quantizer

We introduce *per-sample quantizer* (PSQ), which addresses the large variation of dynamic range across samples. PSQ takes $\mathbf{S}^{(l)} = \text{diag}\{s_1, \dots, s_N\}$ as a diagonal matrix. Note that the activation gradient $\hat{\nabla}_{\mathbf{H}^{(l)}}$ is an $N \times D^{(l)}$ matrix, where each row is a sample and each column is a feature. In this case, $\mathbf{S}^{(l)}(\hat{\nabla}_{\mathbf{H}^{(l)}} - \mathbf{1z}^{(l)})$ can be thought as applying different scale per each sample (row) of the gradient $\hat{\nabla}_{\mathbf{H}^{(l)}}$. PSQ takes $O(ND^{(l)})$ FP32 operations to compute the affine transformation, and it is already available in the FBGEMM library [32]. Solving problem (12) gives the optimal transformation $s_i = B/R(\hat{\nabla}_{\mathbf{h}_i^{(l)}})$, where $R(\hat{\nabla}_{\mathbf{h}_i^{(l)}}) = \max_{\mathbf{h}_i^{(l)}} \hat{\nabla}_{\mathbf{h}_i^{(l)}} - \min_{\mathbf{h}_i^{(l)}} \hat{\nabla}_{\mathbf{h}_i^{(l)}}$ is the dynamic range of the i -th row. Dynamic range is important since it directly affects the quantization bin size, and hence the gradient variance. The variance of PSQ is $\text{Var} [Q_b(\hat{\nabla}_{\mathbf{H}^{(l)}}) \mid \hat{\nabla}_{\mathbf{H}^{(l)}}] \leq \frac{D^{(l)}}{4B^2} \sum_{i=1}^N R(\hat{\nabla}_{\mathbf{h}_i^{(l)}})^2$. Since $R(\hat{\nabla}_{\mathbf{H}^{(l)}}) = \max_i R(\hat{\nabla}_{\mathbf{h}_i^{(l)}})$, PSQ has smaller variance than PTQ (Eq. 9).

The variance reduction of PSQ relative to PTQ is significant, due to the *sparsity of gradient*. Consider a cross-entropy loss $\ell(\mathbf{H}^{(L)}, \mathbf{Y}) = \sum_{i=1}^N \sum_{c=1}^C Y_{ic} \log \text{Softmax}(\mathbf{h}_i^{(L)})_c$ with the gradient $\hat{\nabla}_{\mathbf{h}_i^{(L)}} = \mathbf{y}_i - \text{Softmax}(\mathbf{h}_i^{(L)})$.

If a sample i is correctly classified, $\text{Softmax}(\mathbf{h}_i^{(L)})$ should be close to \mathbf{y}_i . Since the *training* accuracy of DNNs is usually near 100%, the dynamic range $R(\hat{\nabla}_{\mathbf{h}_i^{(L)}})$ should be close to zero for most samples except some outliers, as illustrated in Fig. 4. In this case, PTQ is very ineffective since the quantization range is unnecessarily large for correctly classified samples.

4.2 Block Householder Quantizer

Quantization treats all samples equally, yet often only a few samples (rows) of the gradient, $\hat{\nabla}_{\mathbf{H}^{(L)}}$, are significant, and the rest waste precious bits to encode zeros. We want a mechanism to spread the “signal” in

informative samples across the entire gradient representation. Consider an extreme case when all rows except the first row of $\hat{\nabla}_{\mathbf{H}^{(L)}}$ are close to zero. That is, let $\lambda_1 = R(\hat{\nabla}_{\mathbf{h}_1^{(L)}})$, $\lambda_2 = 2 \max_{i \neq 1} \|\hat{\nabla}_{\mathbf{h}_i^{(L)}}\|_\infty$, and assume $\lambda_2/\lambda_1 \approx 0$. In this case, all the rows other than the first row carry almost no information, since they are too small relative to the first row. However, they consume $(N-1)/N$ of the total computation.

To utilize the wasted bits in the last $N-1$ rows, we construct $\mathbf{S}^{(l)} = \mathbf{Q} \text{diag}(s_1, s_2, \dots, s_2)$, where $\mathbf{Q} = \mathbf{I} - 2\mathbf{n}\mathbf{n}^\top / \|\mathbf{n}\|_2^2$ is a Householder reflection with the normal vector $\mathbf{n} = \mathbf{1}/\sqrt{N} - \mathbf{e}_1$. Intuitively, \mathbf{Q} maps a coordinate vector \mathbf{e}_1 to an all-one vector $\mathbf{1}/\sqrt{N}$, spreading out the large numbers in the first row evenly into other rows. Taking $s_1 \propto \lambda_1^{-1/3} N^{1/6}$ and $s_2 \propto \lambda_2^{-1/3} N^{1/6}$, we have

$$\text{Var} \left[Q_b(\hat{\nabla}_{\mathbf{H}^{(l)}}) \mid \hat{\nabla}_{\mathbf{H}^{(l)}} \right] \leq \frac{D^{(l)}}{4B^2} \left(\lambda_1^{2/3} N^{-1/3} + \lambda_2^{2/3} N^{2/3} \right)^3 \approx \frac{D^{(l)}}{4B^2} \lambda_1^2 N^{-1} = O(\lambda_1^2/N).$$

Additional rows now *reduce* the variance, since they alleviate the burden of the first row. For comparison, PTQ has $O(N\lambda_1^2)$ variance and PSQ has $O(\lambda_1^2)$ variance in this special case.

We extend this idea to the general case as the *block Householder quantizer* (BHQ). Specifically, we partition the rows into several groups. Within each group, only one row is large, and all the other rows are small. We apply the aforementioned Householder transformation separately for each group. The resultant scale matrix $\mathbf{S}^{(l)}$ is a block diagonal matrix, where each block is the product of a Householder matrix and a diagonal matrix. Again, BHQ takes $O(ND^{(l)})$ FP32 operations to implement. More details on the construction of BHQ are described in Appendix D.5.

4.3 Computational Overhead and Implementation

Here, we discuss the computational overhead and implementation details of our proposed quantizers. The actual time cost is highly platform-specific, and a complete hardware-algorithm co-design is out of the scope of this paper, which mostly focuses on the theoretical properties of gradient quantization. As a representative example, we investigate the quantization overhead for a ($N = 128, C = 64, H = W = 56$) convolutional layer in INT8 on a single Intel CPU core, using a CPU version of TensorFlow [38] compiled with AVX support. In this case, the actual convolution takes 480ms. For quantization, we firstly need to find the dynamic range, which involves a per-tensor reduction of maximum and minimum elements for PTQ, and a per-sample reduction for PSQ and BHQ. Computing the range takes 11ms for PTQ and 24ms for PSQ and BHQ. The block Householder transformation can be implemented by two sparse-dense matrix multiplications. Suppose there are $G \leq N$ groups, each operation involves multiplying the gradient $\hat{\nabla}_{\mathbf{H}^{(l)}}$ by a $G \times N$ sparse matrix with N non-zero elements. These matrix multiplications take $2ND^{(l)}$ FLOPs, or 21ms in total. Finally, we implement a custom C++ routine to find the optimal transformation and construct the sparse matrices for BHQ, which takes 3us. In general, the overhead for all the quantizers is small relative to the convolution.

Finally, dedicated hardware implementations may involve more subtleties. Instead of per-sample FP32 ranges, hardware may favor a per-tensor range with per-sample shift values ($[0, 4]$ is enough according to our experience), where the accumulators are shifted before the final summation. We leave this as future work.

5 Empirical Evaluation

We demonstrate our theoretical results with an empirical evaluation on training ResNets [29] for image classification and transformers [39] for machine translation. Specifically, we use ResNet56-v2 [40] on the CIFAR10 [41] dataset, ResNet18/ResNet50 [29] for the ImageNet [42] dataset, and a transformer implemented in the Fairseq library [43] for the IWSLT14' En-DE machine translation dataset. The compared approaches are full-precision training (referred to as "exact"), QAT, and FQT. For QAT and FQT, we follow the settings on INT8 training [20]. Particularly, the activation and weights are quantized with PTQ to 8 bits. The gradient is quantized either with the baseline PTQ [20] or with our proposed PSQ and BHQ. In our setup, we keep the baseline PTQ mostly the same as [20], but we use batch normalization instead of range batch normalization. Furthermore, when computing the weight gradient $\hat{\nabla}_{\mathbf{e}^{(l)}}$, we quantize the activation gradient

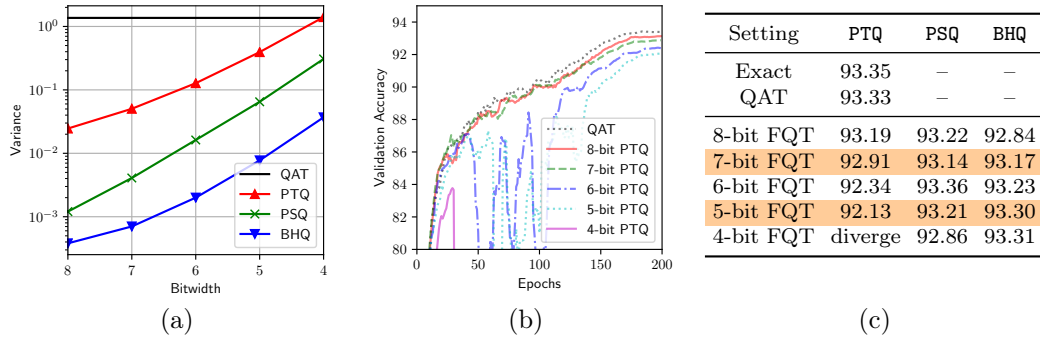


Figure 3: CIFAR10 convergence results. (a) Impact of gradient quantizer and bitwidth to gradient variance. (b) Convergence curve for PTQ. (c) Testing accuracy.

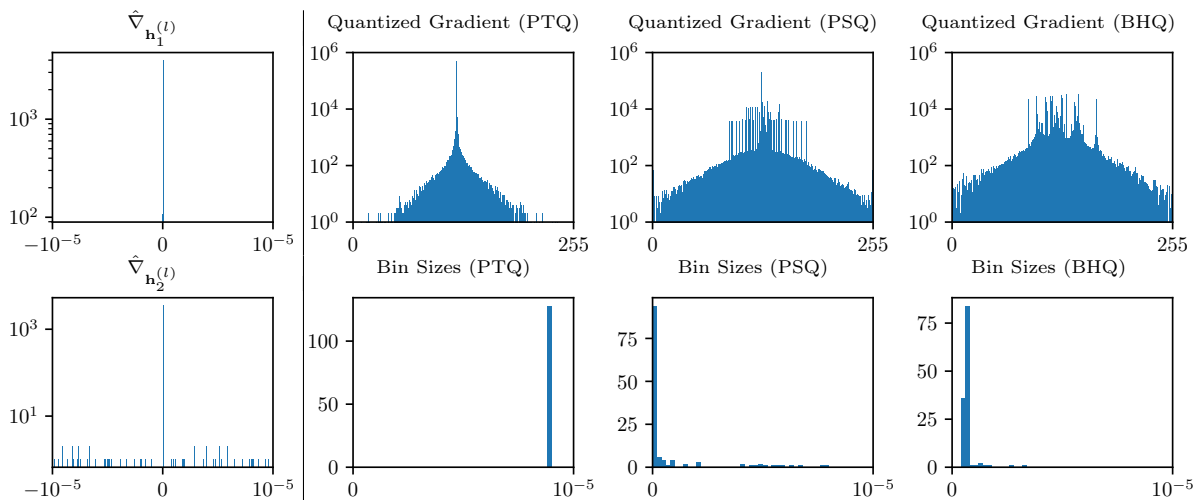


Figure 4: Histogram of gradients and quantization bin sizes. First row: PSQ and BHQ utilize more tail bins than PTQ. Second row: While all the quantization bins for PTQ are large, PSQ reduces the size of most bins and BHQ further eliminates all the large bins by spreading their values into smaller bins.

$\hat{\nabla}_{\mathbf{H}^{(l)}}$ to 8-bit instead of leaving it in full precision. On the machine translation task, we only quantize all the linear layers for simplicity. Detailed experimental setup can be found in Appendix E.

5.1 Variance

Here, we first link the convergence properties of the algorithm with the gradient variance on the CIFAR10 dataset in Fig. 3. This illustrates that the quantization variance depends on the type of quantizer, as well as the bitwidth. Each fewer bit roughly increases the quantization variance by 4x, which aligns with our theoretical result. Moreover, BHQ achieves a similar variance as PTQ, with 3 fewer bits. When the quantization variance is relatively small (within 10% of the QAT variance), gradient quantization does not add much variance to the QAT gradient. This corresponds to PTQ with ≥ 7 bits, PSQ with ≥ 5 bits, and BHQ with ≥ 4 bits. According to Fig. 3(b)(c), the validation accuracy degradation is small (within 0.4%) in these settings. On the other hand, the variance of PTQ is much larger than other quantizers, so its validation accuracy quickly decays and eventually diverges as the number of bits falls below 6. Therefore, gradient variance directly impacts the convergence.

5.2 Variance Reduced Quantizers

Here, to illustrate the variance reduction effect of our gradient quantizers, we visualize the gradient at the `conv_3_5_2` layer on CIFAR-10 at the 100-th epoch in Fig. 4. The quantizer variance $\text{Var} \left[Q_b(\hat{\nabla}_{\mathbf{H}^{(l)}}) \mid \hat{\nabla}_{\mathbf{H}^{(l)}} \right]$ is 1.2×10^{-3} for PTQ, 8.1×10^{-5} for PSQ, and 1.4×10^{-5} for BHQ. The gradients are quantized to $B = 255$ bins, and the histogram of the quantized gradients $\text{SR} \left(\mathbf{S}^{(l)}(\hat{\nabla}_{\mathbf{H}^{(l)}} - \mathbf{1z}^{(l)}) \right)$ are visualized in the first row of the right panel. In addition, we visualize the distribution of bin sizes in the second row, which is the actual numerical range that each quantization bin represents. Noticing that the bin size of PSQ is proportional to the dynamic range $R(\hat{\nabla}_{\mathbf{h}_i^{(L)}})$ of each row, we can observe that the dynamic range is close to zero for most correctly classified samples, but it is large for a few outliers. More concretely, we plot the histogram of the gradient of a correctly classified sample $\hat{\nabla}_{\mathbf{h}_1^{(l)}}$ and an outlier $\hat{\nabla}_{\mathbf{h}_2^{(l)}}$ on the left panel. This clearly shows that the gradient concentrates at zero for the correctly classified sample.

Since PTQ uses a single scale for the entire gradient, the quantized gradient is zero for most entries, showing a spike in the gradient histogram, and the utilization of other quantization bins are very low. The variance of PTQ is large, since it adopts a huge bin size across all entries. PSQ solves this problem by using separate scales for each sample, avoiding the unnecessarily large bin sizes for correctly classified data. As a result, its gradient histogram is much flatter, implying a better utilization of the bins on the tail. However, there are still some large quantization bins for the outliers. With the Householder transformation, BHQ splits the large gradients of outliers into other correctly classified samples. Therefore, the largest bin size of BHQ is much smaller than that of PSQ, at the expense of slightly increasing the bin size of correctly classified samples.

5.3 ImageNet Results

Here, we report both validation accuracy and training loss on ImageNet in Table 1 (convergence curves are in Appendix F). On ResNet18, our BHQ with a 5-bit gradient achieves $\leq 0.4\%$ validation accuracy degradation, comparable with the baseline BTQ with a 7-bit gradient. On the more challenging ResNet50, our PSQ and BHQ with an 8-bit gradient have indistinguishable results compared with QAT, while PTQ suffers from $\sim 1\%$ accuracy degradation. The accuracy degradation is still within 0.4% for PSQ and BHQ with a 6-bit gradient. Our BHQ with 5-bit gradient performs as well as the baseline PTQ with an 8-bit gradient. Both PSQ and BHQ converge even with a 4-bit gradient, while PTQ diverges. Interestingly, the gain of BHQ and PSQ on ResNet50 is higher than that on ResNet18. We suspect it is due to the higher training accuracy on ResNet50, which makes the gradient sparser. We also compare our result with existing 8-bit training works in Table 2 in an end-to-end fashion. These results demonstrate that BHQ establishes a new state-of-the-art on this benchmark task.

5.4 Machine Translation

Here, we report the validation BLEU score and the gradient variance on the machine translation task in Fig. 5. While the gradient variance increases exponentially as the bitwidth decreases, our BHQ and PSQ consistently achieves lower variance than the vanilla PTQ. Specifically, the gradient variance for 5-bit BHQ is roughly the same as that for 8-bit PTQ. In terms of validation BLUE score, while all the three gradient quantizers work well with 8-bit gradients, the vanilla PTQ diverges with 5-bit gradients. Meanwhile, BHQ still achieves a BLUE score within 1% degradation comparing with QAT. These observations are the same as those for image classification, indicating the general applicability of our approach.

6 Conclusions

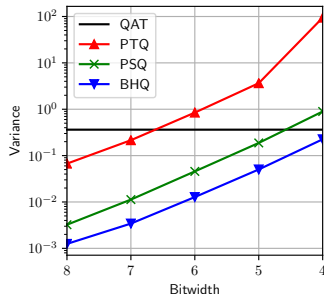
We present a framework for FQT algorithms. Our framework assumes deterministic forward propagation and unbiased stochastic gradient quantizers. We formulate the FQT gradient as a stochastic estimator of the QAT gradient, and we derive its bias and variance, which impacts the convergence behavior of the training

Table 1: ResNet18/50 validation accuracy (training loss) on ImageNet.

Setting	ResNet18			ResNet50		
	PTQ	PSQ	BHQ	PTQ	PSQ	BHQ
Exact	71.21 (2.20)	–	–	77.09 (1.75)	–	–
QAT	71.36 (2.25)	–	–	77.35 (1.78)	–	–
8-bit FQT	71.24 (2.25)	70.92 (2.25)	71.15 (2.25)	76.40 (1.81)	77.40 (1.77)	77.36 (1.77)
7-bit FQT	70.95 (2.26)	71.00 (2.25)	70.85 (2.25)	76.62 (1.80)	77.36 (1.77)	76.96 (1.78)
6-bit FQT	70.73 (2.27)	70.86 (2.26)	71.01 (2.26)	76.06 (1.84)	76.97 (1.79)	77.25 (1.78)
5-bit FQT	70.30 (2.30)	70.57 (2.29)	70.98 (2.27)	74.62 (1.93)	76.30 (1.85)	76.83 (1.81)
4-bit FQT	68.70 (2.39)	69.05 (2.39)	69.48 (2.35)	diverge	73.78 (2.04)	74.75 (1.96)

Table 2: 8-bit training results for ResNet50.

Method	Val. acc.
FP8 [24]	71.72
HBFP8_16 [26]	76.12
HFP8 [25]	76.46
WAGEUBN [23]	69.07
Unified INT8 [22]	76.34
BHQ (ours)	77.36



(a) Gradient variance

Setting	PTQ	PSQ	BHQ
Exact	34.55	–	–
QAT	34.47	–	–
8-bit	34.33	34.39	34.51
5-bit	0.02	33.17	33.70

(b) Validation BLEU score

Figure 5: Machine translation results on the IWSLT14’ En-DE dataset. PSQ and BHQ achieve significantly lower gradient variance than PTQ, and converge even with a 5-bit gradient.

algorithm. To the best of our knowledge, this is the first result on how different gradient quantization schemes impact the gradient quality, without making strong assumptions such as single-layer network. Inspired by these theoretical results, we propose two novel gradient quantizers, PSQ and BHQ, and we demonstrate empirically that they have significantly lower variance than existing PTQ. Particularly, 5-bit BHQ performs as well as 8-bit PTQ for training ResNet50. There are many possible future directions based on this framework. Perhaps the most promising direction includes setting the gradient precision per layer adaptively, based on the variance; developing novel floating-point formats and vector quantizers; and developing theoretically inspired learning rate schedules.

Broader Impact

Fully quantized training, including our work, can be potentially used to reduce the cost (and thus, for example, the carbon footprint) of training large deep neural networks. In recent years, huge models such as EfficientNet-B7 [16], BERT [18], GPT-2 [17] and GPT-3 [44] have achieved impressive results in many areas, particularly in natural language processing. However, these models are becoming prohibitively expensive to train. For example, the GPT-3 model takes 3,640 petaflops-days to train [44], while a V100 GPU only has ~ 15 teraflops single precision throughput. Training is necessary when, for example, adapting to a new language. The prohibitive training time makes machine learning research and potential applications increasingly rely on these amounts of computational resources, and it is thus increasingly inaccessible and unfair. The low-bitwidth quantizers presented in this paper can potentially reduce the cost of training neural networks, making state-of-the-art machine learning more democratized. Fully quantized training may also be applied for training on edge devices. Due to the high energy cost, training is not yet widely done on edge devices. Using the energy-efficient low-bitwidth hardware, the techniques proposed in this paper can potentially help move training towards edge. Training on edge enables new applications, such as locally-trained personalized models. Locally trained models improve privacy, as they do not need to upload user information to the cloud.

References

- [1] Eli Kravchik, Fan Yang, Pavel Kisilev, and Yoni Choukroun. Low-bit quantization of neural networks for efficient inference. In *The IEEE International Conference on Computer Vision (ICCV) Workshops*, Oct 2019.
- [2] Markus Nagel, Mart van Baalen, Tijmen Blankevoort, and Max Welling. Data-free quantization through weight equalization and bias correction. *ICCV*, 2019.
- [3] Ritchie Zhao, Yuwei Hu, Jordan Dotzel, Chris De Sa, and Zhiru Zhang. Improving neural network quantization without retraining using outlier channel splitting. In *Proceedings of the 36th International Conference on Machine Learning*, pages 7543–7552, 2019.
- [4] Ron Banner, Yury Nahshan, Elad Hoffer, and Daniel Soudry. Post training 4-bit quantization of convolution networks for rapid-deployment. *CoRR*, *abs/1810.05723*, 1(2), 2018.
- [5] Yaohui Cai, Zhewei Yao, Zhen Dong, Amir Gholami, Michael W Mahoney, and Kurt Keutzer. Zeroq: A novel zero shot quantization framework. *arXiv preprint arXiv:2001.00281*, 2020.
- [6] Shuchang Zhou, Yuxin Wu, Zekun Ni, Xinyu Zhou, He Wen, and Yuheng Zou. Dorefa-net: Training low bitwidth convolutional neural networks with low bitwidth gradients. *arXiv preprint arXiv:1606.06160*, 2016.
- [7] Mohammad Rastegari, Vicente Ordonez, Joseph Redmon, and Ali Farhadi. Xnor-net: Imagenet classification using binary convolutional neural networks. In *European Conference on Computer Vision*, pages 525–542. Springer, 2016.
- [8] Jungwook Choi, Zhuo Wang, Swagath Venkataramani, Pierce I-Jen Chuang, Vijayalakshmi Srinivasan, and Kailash Gopalakrishnan. Pact: Parameterized clipping activation for quantized neural networks. *arXiv preprint arXiv:1805.06085*, 2018.
- [9] Dongqing Zhang, Jiaolong Yang, Dongqiangzi Ye, and Gang Hua. LQ-Nets: Learned quantization for highly accurate and compact deep neural networks. In *The European Conference on Computer Vision (ECCV)*, September 2018.

- [10] Aojun Zhou, Anbang Yao, Yiwen Guo, Lin Xu, and Yurong Chen. Incremental network quantization: Towards lossless cnns with low-precision weights. *International Conference on Learning Representations*, 2017.
- [11] Benoit Jacob, Skirmantas Kligys, Bo Chen, Menglong Zhu, Matthew Tang, Andrew Howard, Hartwig Adam, and Dmitry Kalenichenko. Quantization and training of neural networks for efficient integer-arithmetic-only inference. In *Proceedings of the IEEE Conference on Computer Vision and Pattern Recognition*, pages 2704–2713, 2018.
- [12] Zhen Dong, Zhewei Yao, Amir Gholami, Michael Mahoney, and Kurt Keutzer. Hawq: Hessian aware quantization of neural networks with mixed-precision. *ICCV*, 2019.
- [13] Zhen Dong, Zhewei Yao, Yaohui Cai, Daiyaan Arfeen, Amir Gholami, Michael W Mahoney, and Kurt Keutzer. Hawq-v2: Hessian aware trace-weighted quantization of neural networks. *arXiv preprint arXiv:1911.03852*, 2019.
- [14] Sheng Shen, Zhen Dong, Jiayu Ye, Linjian Ma, Zhewei Yao, Amir Gholami, Michael W Mahoney, and Kurt Keutzer. Q-bert: Hessian based ultra low precision quantization of bert. *arXiv preprint arXiv:1909.05840*, 2019.
- [15] <https://www.nvidia.com/en-us/data-center/a100/>.
- [16] Mingxing Tan and Quoc V Le. Efficientnet: Rethinking model scaling for convolutional neural networks. In *International Conference on Machine Learning*, 2019.
- [17] Alec Radford, Jeffrey Wu, Rewon Child, David Luan, Dario Amodei, and Ilya Sutskever. Language models are unsupervised multitask learners. *OpenAI Blog*, 1(8):9, 2019.
- [18] Jacob Devlin, Ming-Wei Chang, Kenton Lee, and Kristina Toutanova. Bert: Pre-training of deep bidirectional transformers for language understanding. *arXiv preprint arXiv:1810.04805*, 2018.
- [19] Suyog Gupta, Ankur Agrawal, Kailash Gopalakrishnan, and Pritish Narayanan. Deep learning with limited numerical precision. In *International Conference on Machine Learning*, pages 1737–1746, 2015.
- [20] Ron Banner, Itay Hubara, Elad Hoffer, and Daniel Soudry. Scalable methods for 8-bit training of neural networks. In *Advances in Neural Information Processing Systems*, pages 5145–5153, 2018.
- [21] Shuang Wu, Guoqi Li, Feng Chen, and Luping Shi. Training and inference with integers in deep neural networks. In *International Conference on Learning Representations*, 2018.
- [22] Feng Zhu, Ruihao Gong, Fengwei Yu, Xianglong Liu, Yanfei Wang, Zhelong Li, Xiuqi Yang, and Junjie Yan. Towards unified int8 training for convolutional neural network. In *Conference on Computer Vision and Pattern Recognition*, 2020.
- [23] Yukuan Yang, Lei Deng, Shuang Wu, Tianyi Yan, Yuan Xie, and Guoqi Li. Training high-performance and large-scale deep neural networks with full 8-bit integers. *Neural Networks*, 2020.
- [24] Naigang Wang, Jungwook Choi, Daniel Brand, Chia-Yu Chen, and Kailash Gopalakrishnan. Training deep neural networks with 8-bit floating point numbers. In *Advances in Neural Information Processing Systems*, pages 7675–7684, 2018.
- [25] Xiao Sun, Jungwook Choi, Chia-Yu Chen, Naigang Wang, Swagath Venkataramani, Vijayalakshmi Viji Srinivasan, Xiaodong Cui, Wei Zhang, and Kailash Gopalakrishnan. Hybrid 8-bit floating point (hfp8) training and inference for deep neural networks. In *Advances in Neural Information Processing Systems*, pages 4901–4910, 2019.
- [26] Mario Drumond, LIN Tao, Martin Jaggi, and Babak Falsafi. Training dnns with hybrid block floating point. In *Advances in Neural Information Processing Systems*, pages 453–463, 2018.

- [27] Léopold Cambier, Anahita Bhiwandiwala, Ting Gong, Mehran Nekuii, Oguz H Elibol, and Hanlin Tang. Shifted and squeezed 8-bit floating point format for low-precision training of deep neural networks. In *International Conference on Learning Representations*, 2020.
- [28] Charbel Sakr and Naresh R Shanbhag. Per-tensor fixed-point quantization of the back-propagation algorithm. In *International Conference on Learning Representations*, 2019.
- [29] Kaiming He, Xiangyu Zhang, Shaoqing Ren, and Jian Sun. Deep residual learning for image recognition. In *Proceedings of the IEEE conference on computer vision and pattern recognition*, pages 770–778, 2016.
- [30] Herbert Robbins and Sutton Monro. A stochastic approximation method. *The annals of mathematical statistics*, pages 400–407, 1951.
- [31] <https://github.com/google/gemmlowp>.
- [32] <https://github.com/pytorch/fbgemm>.
- [33] Yoshua Bengio, Nicholas Léonard, and Aaron Courville. Estimating or propagating gradients through stochastic neurons for conditional computation. *arXiv preprint arXiv:1308.3432*, 2013.
- [34] Matthieu Courbariaux, Yoshua Bengio, and Jean-Pierre David. Binaryconnect: Training deep neural networks with binary weights during propagations. In *Advances in neural information processing systems*, pages 3123–3131, 2015.
- [35] Léon Bottou. Large-scale machine learning with stochastic gradient descent. In *Proceedings of COMPSTAT'2010*, pages 177–186. Springer, 2010.
- [36] Harold Kushner and G George Yin. *Stochastic approximation and recursive algorithms and applications*, volume 35. Springer Science & Business Media, 2003.
- [37] Saeed Ghadimi and Guanghui Lan. Stochastic first-and zeroth-order methods for nonconvex stochastic programming. *SIAM Journal on Optimization*, 23(4):2341–2368, 2013.
- [38] Martín Abadi, Paul Barham, Jianmin Chen, Zhifeng Chen, Andy Davis, Jeffrey Dean, Matthieu Devin, Sanjay Ghemawat, Geoffrey Irving, Michael Isard, et al. Tensorflow: A system for large-scale machine learning. In *12th {USENIX} symposium on operating systems design and implementation ({OSDI} 16)*, pages 265–283, 2016.
- [39] Ashish Vaswani, Noam Shazeer, Niki Parmar, Jakob Uszkoreit, Llion Jones, Aidan N Gomez, Łukasz Kaiser, and Illia Polosukhin. Attention is all you need. In *Advances in neural information processing systems*, pages 5998–6008, 2017.
- [40] Kaiming He, Xiangyu Zhang, Shaoqing Ren, and Jian Sun. Identity mappings in deep residual networks. In *European conference on computer vision*, pages 630–645. Springer, 2016.
- [41] Alex Krizhevsky and Geoffrey Hinton. Learning multiple layers of features from tiny images. Technical report, Citeseer, 2009.
- [42] Jia Deng, Wei Dong, Richard Socher, Li-Jia Li, Kai Li, and Li Fei-Fei. Imagenet: A large-scale hierarchical image database. In *Computer Vision and Pattern Recognition, 2009. CVPR 2009. IEEE Conference on*, pages 248–255. Ieee, 2009.
- [43] Myle Ott, Sergey Edunov, Alexei Baevski, Angela Fan, Sam Gross, Nathan Ng, David Grangier, and Michael Auli. fairseq: A fast, extensible toolkit for sequence modeling. In *Proceedings of NAACL-HLT 2019: Demonstrations*, 2019.

- [44] Tom B. Brown, Benjamin Mann, Nick Ryder, Melanie Subbiah, Jared Kaplan, Prafulla Dhariwal, Arvind Neelakantan, Pranav Shyam, Girish Sastry, Amanda Askell, Sandhini Agarwal, Ariel Herbert-Voss, Gretchen Krueger, Tom Henighan, Rewon Child, Aditya Ramesh, Daniel M. Ziegler, Jeffrey Wu, Clemens Winter, Christopher Hesse, Mark Chen, Eric Sigler, Mateusz Litwin, Scott Gray, Benjamin Chess, Jack Clark, Christopher Berner, Sam McCandlish, Alec Radford, Ilya Sutskever, and Dario Amodei. Language models are few-shot learners. 2020.
- [45] <https://github.com/nvidia/deeplearningexamples/tree/master/pytorch/classification/convnets/resnet50v1.5>.

A Table of Notations

Table 3: Table of Notations.

Notation	Description
\mathbf{X}	A batch of inputs (each row is a sample)
\mathbf{Y}	A batch of labels (each row is a sample)
\mathcal{B}	A batch $\mathcal{B} = (\mathbf{X}, \mathbf{Y})$
N, C, L	Batch size, number of classes, and number of layers
$Q_f(\cdot), Q_\theta(\cdot), Q_b(\cdot)$	activation / parameter / gradient quantizer
$\mathbf{F}(\cdot; \Theta)$	DNN with parameter Θ
$\mathbf{F}^{(l)}(\cdot; \Theta^{(l)})$	l -th layer with parameter $\Theta^{(l)}$
$\mathbf{H}^{(l)}$	Activation matrix at layer l , whose size is $N \times D^{(l)}$
$\tilde{\mathbf{H}}^{(l)}, \tilde{\Theta}^{(l)}$	Quantized activation / parameter
$\ell(\mathbf{H}^{(L)}, \mathcal{Y})$	loss function of prediction $\mathbf{H}^{(L)}$ and label \mathcal{Y} .
$\nabla_{\Theta} \ell$	Gradient of ℓ w.r.t. Θ
$\mathbf{J}^{(l)}$	Jacobian matrix $\frac{\partial \text{vec}(\mathbf{H}^{(l)})}{\partial \text{vec}(\tilde{\mathbf{H}}^{(l-1)})}$
$\mathbf{K}^{(l)}$	Jacobian matrix $\frac{\partial \text{vec}(\mathbf{H}^{(l)})}{\partial \text{vec}(\tilde{\Theta}^{(l)})}$
$\nabla_{\mathbf{H}^{(l)}}, \nabla_{\Theta^{(l)}}, \nabla_{\Theta}$	QAT gradient for activation / parameter
$\hat{\nabla}_{\mathbf{H}^{(l)}}, \hat{\nabla}_{\Theta^{(l)}}, \hat{\nabla}_{\Theta}$	FQT gradient for activation / parameter
$\nabla_{\mathbf{h}_i^{(l)}}, \hat{\nabla}_{\mathbf{h}_i^{(l)}}$	i -th row of QAT / FQT activation gradient at l -th layer
$\mathbb{E}[X Y]$	Conditional expectation of X given Y
$\text{Var}[X Y]$	Conditional variance of X given Y
$R(\mathbf{X})$	Dynamic range of \mathbf{X} , i.e., $\max \mathbf{X} - \min \mathbf{X}$
b, B	Number of quantization bits / bins

B Preliminary Knowledge

Proposition 1. (Law of total variance) *If \mathbf{X} and \mathbf{Y} are random matrices on the same probability space, and all elements of $\text{Var}[\mathbf{Y}]$ is finite, then*

$$\text{Var}[\mathbf{Y}] = \mathbb{E}[\text{Var}[\mathbf{Y} | \mathbf{X}]] + \text{Var}[\mathbb{E}[\mathbf{Y} | \mathbf{X}]].$$

Proof. By the definition of variance,

$$\text{Var}[\mathbf{Y}] = \sum_{ij} \mathbb{E}[Y_{ij}^2] - \mathbb{E}[Y_{ij}]^2.$$

By law of total expectation,

$$\begin{aligned} \mathbb{E}[Y_{ij}^2] - \mathbb{E}[Y_{ij}]^2 &= \mathbb{E}[\mathbb{E}[Y_{ij}^2 | \mathbf{X}]] - \mathbb{E}[\mathbb{E}[Y_{ij} | \mathbf{X}]]^2 \\ &= \mathbb{E}[\text{Var}[Y_{ij} | \mathbf{X}] + \mathbb{E}[Y_{ij} | \mathbf{X}]^2] - \mathbb{E}[\mathbb{E}[Y_{ij} | \mathbf{X}]]^2 \\ &= \mathbb{E}[\text{Var}[Y_{ij} | \mathbf{X}]] + \mathbb{E}[\mathbb{E}[Y_{ij} | \mathbf{X}]^2] - \mathbb{E}[\mathbb{E}[Y_{ij} | \mathbf{X}]]^2 \\ &= \mathbb{E}[\text{Var}[Y_{ij} | \mathbf{X}]] + \text{Var}[\mathbb{E}[Y_{ij} | \mathbf{X}]]. \end{aligned}$$

Putting it together, we have

$$\text{Var}[\mathbf{Y}] = \sum_{ij} \mathbb{E}[\text{Var}[Y_{ij} | \mathbf{X}]] + \text{Var}[\mathbb{E}[Y_{ij} | \mathbf{X}]] = \mathbb{E}[\text{Var}[\mathbf{Y} | \mathbf{X}]] + \text{Var}[\mathbb{E}[\mathbf{Y} | \mathbf{X}]].$$

□

Proposition 2. For a random matrix \mathbf{X} and a constant matrix \mathbf{W} ,

$$\text{Var} [\mathbf{XW}] \leq \text{Var} [\mathbf{X}] \|\mathbf{W}\|_2^2.$$

Proof. Firstly, for any matrices \mathbf{A} and \mathbf{B} , by the definition of Frobenius and operator norm, we have

$$\|\mathbf{AB}\|_F^2 = \sum_i \|\mathbf{a}_i \mathbf{B}\|_2^2 \leq \sum_i \|\mathbf{a}_i\|_2^2 \|\mathbf{B}\|_2^2 = \|\mathbf{A}\|_F^2 \|\mathbf{B}\|_2^2.$$

Let $\boldsymbol{\mu} = \mathbb{E} [\mathbf{X}]$, and utilize this inequality, we have

$$\begin{aligned} \text{Var} [\mathbf{XW}] &= \mathbb{E} \|\text{vec}(\mathbf{XW}) - \mathbb{E}[\text{vec}(\mathbf{XW})]\|_2^2 = \mathbb{E} \|\mathbf{XW} - \mathbb{E}[\mathbf{XW}]\|_F^2 \\ &= \mathbb{E} \|(\mathbf{X} - \boldsymbol{\mu})\mathbf{W}\|_F^2 \leq \mathbb{E} \left[\|(\mathbf{X} - \boldsymbol{\mu})\|_F^2 \|\mathbf{W}\|_2^2 \right] = \text{Var} [\mathbf{X}] \|\mathbf{W}\|_2^2. \end{aligned}$$

□

Proposition 3. For constant matrices \mathbf{A} , \mathbf{B} and a random matrix $\boldsymbol{\epsilon}$, if for all entries i, j , $\text{Var} [\epsilon_{ij}] \leq \sigma^2$, then

$$\text{Var} [\mathbf{A}\boldsymbol{\epsilon}\mathbf{B}] \leq \sigma^2 \|\mathbf{A}\|_F^2 \|\mathbf{B}\|_F^2.$$

Proof.

$$\begin{aligned} \text{Var} [\mathbf{A}\boldsymbol{\epsilon}\mathbf{B}] &= \sum_{ij} \text{Var} [\mathbf{a}_i \boldsymbol{\epsilon}_{\cdot, j}] = \sum_{ij} \text{Var} \left[\sum_{kl} A_{ik} \epsilon_{kl} B_{lj} \right] = \sum_{ijkl} A_{ik}^2 \text{Var} [\epsilon_{kl}] B_{lj}^2 \\ &\leq \sigma^2 \sum_{ijkl} A_{ik}^2 B_{lj}^2 = \sigma^2 \|\mathbf{A}\|_F^2 \|\mathbf{B}\|_F^2. \end{aligned}$$

□

C Proofs

In this section, we give the proofs on the gradient bias and variance used in the main text.

C.1 Proof of Theorem 1

Proof. We prove by induction. Firstly,

$$\hat{\nabla}_{\mathbf{H}^{(L)}} = \nabla_{\mathbf{H}^{(L)}} = \partial \ell / \partial \mathbf{H}^{(L)},$$

so $\mathbb{E} \left[\hat{\nabla}_{\mathbf{H}^{(l)}} \mid \mathcal{B} \right] = \nabla_{\mathbf{H}^{(l)}}$ holds for $l = L$. Assume that $\mathbb{E} \left[\hat{\nabla}_{\mathbf{H}^{(l)}} \mid \mathcal{B} \right] = \nabla_{\mathbf{H}^{(l)}}$ holds for l , then we have

$$\text{vec} \left(\mathbb{E} \left[\hat{\nabla}_{\mathbf{H}^{(l-1)}} \mid \mathcal{B} \right] \right) = \mathbb{E} \left[\text{vec}(\hat{\nabla}_{\mathbf{H}^{(l-1)}}) \mid \mathcal{B} \right],$$

because $\text{vec}(\cdot)$ does not affect the expectation. According to the definition Eq. (5), we have

$$\mathbb{E} \left[\text{vec}(\hat{\nabla}_{\mathbf{H}^{(l-1)}}) \mid \mathcal{B} \right] = \mathbb{E} \left[\text{vec}(Q_b(\hat{\nabla}_{\mathbf{H}^{(l)}})) \mathbf{J}^{(l)} \mid \mathcal{B} \right].$$

Since $\mathbf{J}^{(l)}$ is deterministic given \mathcal{B} , we have

$$\mathbb{E} \left[\text{vec}(Q_b(\hat{\nabla}_{\mathbf{H}^{(l)}})) \mathbf{J}^{(l)} \mid \mathcal{B} \right] = \text{vec} \left(\mathbb{E} \left[Q_b(\hat{\nabla}_{\mathbf{H}^{(l)}}) \mid \mathcal{B} \right] \right) \mathbf{J}^{(l)} = \text{vec} \left(\mathbb{E} \left[\hat{\nabla}_{\mathbf{H}^{(l)}} \mid \mathcal{B} \right] \right) \mathbf{J}^{(l)}.$$

By induction assumption and Eq. (4),

$$\text{vec} \left(\mathbb{E} \left[\hat{\nabla}_{\mathbf{H}^{(l)}} \mid \mathcal{B} \right] \right) \mathbf{J}^{(l)} = \text{vec}(\nabla_{\mathbf{H}^{(l)}}) \mathbf{J}^{(l)} = \text{vec}(\nabla_{\mathbf{H}^{(l-1)}}).$$

So $\mathbb{E} \left[\hat{\nabla}_{\mathbf{H}^{(l-1)}} \mid \mathcal{B} \right] = \nabla_{\mathbf{H}^{(l-1)}}$. Similarly,

$$\text{vec} \left(\mathbb{E} \left[\hat{\nabla}_{\Theta^{(l)}} \mid \mathcal{B} \right] \right) = \mathbb{E} \left[\text{vec}(Q_b(\hat{\nabla}_{\mathbf{H}^{(l)}})) \mathbf{K}^{(l)} \mid \mathcal{B} \right] = \text{vec}(\nabla_{\mathbf{H}^{(l)}}) \mathbf{K}^{(l)} = \text{vec}(\nabla_{\Theta^{(l)}}).$$

Therefore, $\mathbb{E} \left[\hat{\nabla}_{\Theta^{(l)}} \mid \mathcal{B} \right] = \nabla_{\Theta^{(l)}}$. Taking l from L to 1, we prove

$$\forall l \in [L], \mathbb{E} \left[\hat{\nabla}_{\mathbf{H}^{(l)}} \mid \mathcal{B} \right] = \nabla_{\mathbf{H}^{(l)}}; \quad \forall l \in [L]_+, \mathbb{E} \left[\hat{\nabla}_{\Theta^{(l)}} \mid \mathcal{B} \right] = \nabla_{\Theta^{(l)}},$$

so $\mathbb{E} \left[\hat{\nabla}_{\Theta} \mid \mathcal{B} \right] = \nabla_{\Theta}$. □

C.2 Proof of Theorem 2

Proof. By Proposition 1 and Theorem 1, we have

$$\text{Var} \left[\hat{\nabla}_{\Theta} \right] = \mathbb{E} \left[\text{Var} \left[\hat{\nabla}_{\Theta} \mid \mathcal{B} \right] \right] + \text{Var} \left[\mathbb{E} \left[\hat{\nabla}_{\Theta} \mid \mathcal{B} \right] \right] = \mathbb{E} \left[\text{Var} \left[\hat{\nabla}_{\Theta} \mid \mathcal{B} \right] \right] + \text{Var} \left[\nabla_{\Theta} \right].$$

By definition of $\text{Var} [\cdot]$, we have $\text{Var} \left[\hat{\nabla}_{\Theta} \mid \mathcal{B} \right] = \sum_{l=1}^L \text{Var} \left[\text{vec}(\hat{\nabla}_{\Theta^{(l)}}) \mid \mathcal{B} \right]$. Apply Proposition 1 and Eq. (5), we have

$$\begin{aligned} & \mathbb{E} \left[\text{Var} \left[\text{vec}(\hat{\nabla}_{\Theta^{(l)}}) \mid \mathcal{B} \right] \right] \\ &= \mathbb{E} \left[\text{Var} \left[\text{vec}(Q_b(\hat{\nabla}_{\mathbf{H}^{(l)}})) \mathbf{K}^{(l)} \mid \mathcal{B} \right] \right] \\ &= \mathbb{E} \left[\text{Var} \left[\text{vec}(Q_b(\hat{\nabla}_{\mathbf{H}^{(l)}})) \mathbf{K}^{(l)} \mid \hat{\nabla}_{\mathbf{H}^{(l)}} \right] \right] + \mathbb{E} \left[\text{Var} \left[\mathbb{E} \left[\text{vec}(Q_b(\hat{\nabla}_{\mathbf{H}^{(l)}})) \mathbf{K}^{(l)} \mid \hat{\nabla}_{\mathbf{H}^{(l)}} \right] \mid \mathcal{B} \right] \right] \\ &= \mathbb{E} \left[\text{Var} \left[\text{vec}(Q_b(\hat{\nabla}_{\mathbf{H}^{(l)}})) \mathbf{K}^{(l)} \mid \hat{\nabla}_{\mathbf{H}^{(l)}} \right] \right] + \mathbb{E} \left[\text{Var} \left[\text{vec}(\hat{\nabla}_{\mathbf{H}^{(l)}}) \mathbf{K}^{(l)} \mid \mathcal{B} \right] \right], \end{aligned}$$

where

$$\begin{aligned} & \mathbb{E} \left[\text{Var} \left[\text{vec}(\hat{\nabla}_{\mathbf{H}^{(l)}}) \mathbf{K}^{(l)} \mid \mathcal{B} \right] \right] \\ &= \mathbb{E} \left[\text{Var} \left[\text{vec}(Q_b(\hat{\nabla}_{\mathbf{H}^{(l+1)}})) \mathbf{J}^{(l+1)} \mathbf{K}^{(l)} \mid \hat{\nabla}_{\mathbf{H}^{(l+1)}} \right] \right] + \mathbb{E} \left[\text{Var} \left[\mathbb{E} \left[\text{vec}(Q_b(\hat{\nabla}_{\mathbf{H}^{(l+1)}})) \mathbf{J}^{(l+1)} \mathbf{K}^{(l)} \mid \hat{\nabla}_{\mathbf{H}^{(l+1)}} \right] \mid \mathcal{B} \right] \right] \\ &= \mathbb{E} \left[\text{Var} \left[\text{vec}(Q_b(\hat{\nabla}_{\mathbf{H}^{(l+1)}})) \mathbf{J}^{(l+1)} \mathbf{K}^{(l)} \mid \hat{\nabla}_{\mathbf{H}^{(l+1)}} \right] \right] + \mathbb{E} \left[\text{Var} \left[\text{vec}(\hat{\nabla}_{\mathbf{H}^{(l+1)}}) \mathbf{J}^{(l+1)} \mathbf{K}^{(l)} \mid \mathcal{B} \right] \right]. \end{aligned}$$

Repeat this procedure, we can finally get

$$\mathbb{E} \left[\text{Var} \left[\text{vec}(\hat{\nabla}_{\Theta^{(l)}}) \mid \mathcal{B} \right] \right] = \sum_{k=l}^L \mathbb{E} \left[\text{Var} \left[\text{vec}(Q_b(\hat{\nabla}_{\mathbf{H}^{(k)}})) \gamma^{(l,k)} \mid \hat{\nabla}_{\mathbf{H}^{(k)}} \right] \right].$$

Putting it together, we have

$$\begin{aligned}
\text{Var} [\hat{\nabla}_{\Theta}] &= \mathbb{E} \left[\text{Var} [\hat{\nabla}_{\Theta} \mid \mathcal{B}] \right] + \text{Var} [\nabla_{\Theta}] = \text{Var} [\nabla_{\Theta}] + \sum_{l=1}^L \mathbb{E} \left[\text{Var} \left[\text{vec}(\hat{\nabla}_{\Theta^{(l)}}) \mid \mathcal{B} \right] \right] \\
&= \text{Var} [\nabla_{\Theta}] + \sum_{l=1}^L \sum_{k=l}^L \mathbb{E} \left[\text{Var} \left[\text{vec}(Q_b(\hat{\nabla}_{\mathbf{H}^{(k)}})) \gamma^{(l,k)} \mid \hat{\nabla}_{\mathbf{H}^{(k)}} \right] \right] \\
&= \text{Var} [\nabla_{\Theta}] + \sum_{k=1}^L \sum_{l=1}^k \mathbb{E} \left[\text{Var} \left[\text{vec}(Q_b(\hat{\nabla}_{\mathbf{H}^{(k)}})) \gamma^{(l,k)} \mid \hat{\nabla}_{\mathbf{H}^{(k)}} \right] \right] \\
&= \text{Var} [\nabla_{\Theta}] + \sum_{l=1}^L \mathbb{E} \left[\sum_{k=1}^l \text{Var} \left[\text{vec}(Q_b(\hat{\nabla}_{\mathbf{H}^{(l)}})) \gamma^{(k,l)} \mid \hat{\nabla}_{\mathbf{H}^{(l)}} \right] \right], \quad (7)
\end{aligned}$$

where in the second last line we swap the order of inner and outer summations, and in the last line we swap the symbols k and l , and utilize the linearity of expectation.

Utilizing Proposition 2, we have

$$\text{Var} \left[\text{vec}(Q_b(\hat{\nabla}_{\mathbf{H}^{(l)}})) \gamma^{(k,l)} \mid \hat{\nabla}_{\mathbf{H}^{(l)}} \right] \leq \text{Var} \left[\text{vec}(Q_b(\hat{\nabla}_{\mathbf{H}^{(l)}})) \mid \hat{\nabla}_{\mathbf{H}^{(l)}} \right] \left\| \gamma^{(k,l)} \right\|_2^2.$$

Putting it together

$$\begin{aligned}
\text{Var} [\hat{\nabla}_{\Theta}] &\leq \text{Var} [\nabla_{\Theta}] + \sum_{l=1}^L \mathbb{E} \left[\sum_{k=1}^l \text{Var} \left[\text{vec}(Q_b(\hat{\nabla}_{\mathbf{H}^{(l)}})) \mid \hat{\nabla}_{\mathbf{H}^{(l)}} \right] \left\| \gamma^{(k,l)} \right\|_2^2 \right] \\
&= \text{Var} [\nabla_{\Theta}] + \sum_{l=1}^L \mathbb{E} \left[\text{Var} \left[Q_b(\hat{\nabla}_{\mathbf{H}^{(l)}}) \mid \hat{\nabla}_{\mathbf{H}^{(l)}} \right] \sum_{k=1}^l \left\| \gamma^{(k,l)} \right\|_2^2 \right].
\end{aligned}$$

□

D Variance of Specific Quantizers

Proposition 4. (*Variance of stochastic rounding*) For any $\mathbf{X} \in \mathbb{R}^{N \times M}$, $\text{Var} [\text{SR}(\mathbf{X})] \leq \frac{NM}{4}$.

Proof. For any real number X , let $p := X - \lfloor X \rfloor \in [0, 1)$, then

$$\begin{aligned}
\text{Var} [\text{SR}(X)] &= \mathbb{E}[\text{SR}(X) - X]^2 = p(\lceil X \rceil - X)^2 + (1-p)(\lfloor X \rfloor - X)^2 \\
&= p(1-p)^2 + p^2(1-p) = p(1-p)(1-p+p) = p(1-p) \leq \frac{1}{4}.
\end{aligned}$$

Therefore, according to Definition 1,

$$\text{Var} [\text{SR}(\mathbf{X})] = \sum_{ij} \text{Var} [\text{SR}(X_{ij})] = \frac{NM}{4}.$$

□

For simplicity, all the expectation and variance are conditioned on $\hat{\nabla}_{\mathbf{H}^{(l)}}$ in the rest of this section.

D.1 Per-tensor Quantizer

$$\begin{aligned}
\text{Var} [Q_b(\hat{\nabla}_{\mathbf{H}^{(l)}})] &= \text{Var} \left[\text{SR} \left(S^{(l)}(\hat{\nabla}_{\mathbf{H}^{(l)}} - Z^{(l)}) \right) / S^{(l)} + Z^{(l)} \right] \\
&= \frac{1}{(S^{(l)})^2} \text{Var} \left[\text{SR} \left(S^{(l)}(\hat{\nabla}_{\mathbf{H}^{(l)}} - Z^{(l)}) \right) \right] \leq \frac{ND^{(l)}}{4(S^{(l)})^2} = \frac{ND^{(l)}}{4B^2} R(\hat{\nabla}_{\mathbf{H}^{(l)}})^2.
\end{aligned}$$

D.2 Matrix Quantizer

For the matrix quantizer defined in Eq. (11), we have

$$\text{Var} \left[Q_b(\hat{\nabla}_{\mathbf{H}^{(l)}}) \right] = \text{Var} \left[(\mathbf{S}^{(l)})^{-1} \mathbf{S} \mathbf{R} \left(\mathbf{S}^{(l)} (\hat{\nabla}_{\mathbf{H}^{(l)}} - \mathbf{1z}^{(l)}) \right) + \mathbf{1z}^{(l)} \right] = \text{Var} \left[(\mathbf{S}^{(l)})^{-1} \mathbf{S} \mathbf{R} \left(\mathbf{S}^{(l)} (\hat{\nabla}_{\mathbf{H}^{(l)}} - \mathbf{1z}^{(l)}) \right) \right].$$

Utilizing Proposition 3 with $\mathbf{A} = (\mathbf{S}^{(l)})^{-1}$, $\boldsymbol{\epsilon} = \mathbf{S} \mathbf{R} \left(\mathbf{S}^{(l)} (\hat{\nabla}_{\mathbf{H}^{(l)}} - \mathbf{1z}^{(l)}) \right)$, and $\mathbf{B} = \mathbf{I}$,

$$\text{Var} \left[Q_b(\hat{\nabla}_{\mathbf{H}^{(l)}}) \right] \leq \frac{1}{4} \left\| (\mathbf{S}^{(l)})^{-1} \right\|_F^2 \|\mathbf{I}\|_F^2 = \frac{D^{(l)}}{4} \left\| (\mathbf{S}^{(l)})^{-1} \right\|_F^2. \quad (13)$$

Minimizing Eq. (13) w.r.t. $\mathbf{S}^{(l)}$ yields optimization problem (12) as follows

$$\min_{\mathbf{S}^{(l)}} \left\| (\mathbf{S}^{(l)})^{-1} \right\|_F^2, \text{ s.t. } R(\mathbf{S}^{(l)} \hat{\nabla}_{\mathbf{H}^{(l)}}) \leq B,$$

D.3 Per-sample Quantizer

When $\mathbf{S} = \text{diag}(s_1, \dots, s_N)$, we can rewrite optimization problem (12) as

$$\min_{s_1, \dots, s_N} \sum_{i=1}^N s_i^{-2}, \text{ s.t. } s_i R(\hat{\nabla}_{\mathbf{h}_i^{(l)}}) \leq B, \forall i \in [N]_+. \quad (14)$$

Since the objective is monotonic w.r.t. s_i , problem (14) can be minimized when all the inequality constraints takes equality, i.e., $s_i R(\hat{\nabla}_{\mathbf{h}_i^{(l)}}) = B$. Therefore, $s_i = B/R(\hat{\nabla}_{\mathbf{h}_i^{(l)}})$. Plug this back to Eq. (13), we have

$$\text{Var} \left[Q_b(\hat{\nabla}_{\mathbf{H}^{(l)}}) \right] \leq \frac{D^{(l)}}{4} \left\| (\mathbf{S}^{(l)})^{-1} \right\|_F^2 = \frac{D^{(l)}}{4} \sum_{i=1}^N \left(B/R(\hat{\nabla}_{\mathbf{h}_i^{(l)}}) \right)^{-2} = \frac{D^{(l)}}{4B^2} \sum_{i=1}^N R(\hat{\nabla}_{\mathbf{h}_i^{(l)}})^2.$$

D.4 Householder Quantizer

Let $\lambda_1 = R(\hat{\nabla}_{\mathbf{h}_1^{(L)}})$, $\lambda_2 = 2 \max_{i \neq 1} \left\| \hat{\nabla}_{\mathbf{h}_i^{(L)}} \right\|_\infty$, and assume $\lambda_2/\lambda_1 \approx 0$. Without loss of generality, we can write

$$\hat{\nabla}_{\mathbf{H}^{(l)}} = \begin{bmatrix} \hat{\nabla}_{\mathbf{h}_1^{(l)}} \\ \hat{\nabla}_{\mathbf{H}_{>1}^{(l)}} \end{bmatrix} = \begin{bmatrix} \hat{\nabla}_{\mathbf{h}_1^{(l)}} \\ \mathbf{0} \end{bmatrix} + \begin{bmatrix} \mathbf{0} \\ \hat{\nabla}_{\mathbf{H}_{>1}^{(l)}} \end{bmatrix} = \lambda_1 \mathbf{e}_1 \mathbf{u}_1 + \frac{1}{2} \lambda_2 \mathbf{U}_2,$$

such that $R(\mathbf{u}_1) \leq 1$, and $\max_{i \neq 1} \left\| \hat{\nabla}_{\mathbf{h}_i^{(L)}} \right\|_\infty \leq 1$, and \mathbf{e}_1 is a column coordinate vector. Furthermore, we construct $\mathbf{S}^{(l)} = \mathbf{Q} \text{diag}(s_1, s_2, \dots, s_2)$, where $\mathbf{Q} = \mathbf{I} - 2\mathbf{n}\mathbf{n}^\top / \|\mathbf{n}\|_2^2$ is a Householder reflection with the normal vector $\mathbf{n} = \mathbf{1}/\sqrt{N} - \mathbf{e}_1$.

We have

$$\begin{aligned} \mathbf{S}^{(l)} \hat{\nabla}_{\mathbf{H}^{(l)}} &= \mathbf{Q} \text{diag}(s_1, s_2, \dots, s_2) \left(\lambda_1 \mathbf{e}_1 \mathbf{u}_1 + \frac{1}{2} \lambda_2 \mathbf{U}_2 \right) = \mathbf{Q} \left(\lambda_1 s_1 \mathbf{e}_1 \mathbf{u}_1 + \frac{1}{2} \lambda_2 s_2 \mathbf{U}_2 \right) \\ &= \lambda_1 s_1 N^{-1/2} \mathbf{1} \mathbf{u}_1 + \frac{1}{2} \lambda_2 s_2 \mathbf{Q} \mathbf{U}_2. \end{aligned}$$

Then, utilizing $R(\mathbf{u}_1) \leq 1$,

$$R(\lambda_1 s_1 N^{-1/2} \mathbf{1} \mathbf{u}_1) = \lambda_1 s_1 N^{-1/2} R(\mathbf{1} \mathbf{u}_1) = \lambda_1 s_1 N^{-1/2} (\max_j \mathbf{u}_{1j} - \min_j \mathbf{u}_{1j}) \leq \lambda_1 s_1 N^{-1/2}.$$

On the other hand,

$$R\left(\frac{1}{2}\lambda_2 s_2 \mathbf{Q}\mathbf{U}_2\right) = \frac{1}{2}\lambda_2 s_2 R(\mathbf{Q}\mathbf{U}_2) \leq \lambda_2 s_2 \|\mathbf{Q}\mathbf{U}_2\|_\infty = \lambda_2 s_2 \max_j \|\mathbf{Q}\mathbf{U}_{2,:j}\|_\infty,$$

and

$$\|\mathbf{Q}\mathbf{U}_{2,:j}\|_\infty \leq \|\mathbf{Q}\mathbf{U}_{2,:j}\|_2 = \|\mathbf{U}_{2,:j}\|_2 \leq \sqrt{N} \|\mathbf{U}_{2,:j}\|_\infty \leq \sqrt{N}.$$

Putting it together, we have

$$R(\mathbf{S}^{(l)} \hat{\nabla}_{\mathbf{H}^{(l)}}) \leq R(\lambda_1 s_1 N^{-1/2} \mathbf{1}\mathbf{u}_1) + R\left(\frac{1}{2}\lambda_2 s_2 \mathbf{Q}\mathbf{U}_2\right) \leq \lambda_1 s_1 N^{-1/2} + \lambda_2 s_2 N^{1/2}.$$

Therefore, problem (12) can be rewritten as

$$\min_{s_1, s_2} s_1^{-2} + (N-1)s_2^{-2}, \quad \text{s.t. } \lambda_1 s_1 N^{-1/2} + \lambda_2 s_2 N^{1/2} = B.$$

We minimize an upper bound instead

$$\min_{s_1, s_2} s_1^{-2} + N s_2^{-2}, \quad \text{s.t. } \lambda_1 s_1 N^{-1/2} + \lambda_2 s_2 N^{1/2} = B.$$

Introducing the multiplier τ , and define the Lagrangian

$$f(s_1, s_2, \tau) = s_1^{-2} + N s_2^{-2} + \tau \left(\lambda_1 s_1 N^{-1/2} + \lambda_2 s_2 N^{1/2} - B \right).$$

Letting $\partial f / \partial s_1 = \partial f / \partial s_2 = 0$, we have

$$\begin{aligned} -2s_1^{-3} + \tau \lambda_1 N^{-1/2} &= 0 \Rightarrow s_1 \propto \lambda_1^{-1/3} N^{1/6} \\ -2N s_2^{-3} + \tau \lambda_2 N^{1/2} &= 0 \Rightarrow s_2 \propto \lambda_2^{-1/3} N^{1/6}, \end{aligned}$$

utilizing the equality constraint $\lambda_1 s_1 N^{-1/2} + \lambda_2 s_2 N^{1/2} = B$, we have

$$s_1 = B \frac{\lambda_1^{-1/3} N^{1/6}}{\lambda_1^{2/3} N^{-1/3} + \lambda_2^{2/3} N^{2/3}}, \quad s_2 = B \frac{\lambda_2^{-1/3} N^{1/6}}{\lambda_1^{2/3} N^{-1/3} + \lambda_2^{2/3} N^{2/3}}.$$

Therefore, we have

$$\left\| (\mathbf{S}^{(l)})^{-1} \right\|_F^2 = s_1^{-2} + (N-1)s_2^{-2} < s_1^{-2} + N s_2^{-2} = \frac{1}{B^2} \left(\lambda_1^{2/3} N^{-1/3} + \lambda_2^{2/3} N^{2/3} \right)^3,$$

plugging it to Eq. (13), we have

$$\text{Var} \left[Q_b(\hat{\nabla}_{\mathbf{H}^{(l)}}) \right] \leq \frac{D^{(l)}}{4B^2} \left(\lambda_1^{2/3} N^{-1/3} + \lambda_2^{2/3} N^{2/3} \right)^3 \approx \frac{D^{(l)}}{4B^2} \lambda_1^2 N^{-1} = O(\lambda_1^2/N).$$

D.5 Details of Block Householder Quantizer

We construct the block Householder quantizer as follows.

1. Sort the magnitude $M_i := \left\| \hat{\nabla}_{\mathbf{h}_i^{(l)}} \right\|_\infty$ of each row in descending order.
2. Loop over the number of groups G . Assume that $\{M_i\}$ is already sorted, we consider the first G rows as “large” and all the other $N - G$ rows as “small”. The i -th group contains the i -th largest row and a number of small rows. Furthermore, we heuristically set the size of the i -th group to $(N - G) \frac{M_i}{\sum_{i=1}^G M_i}$, i.e., proportional to the magnitude of the large row in this group. Finally, we approximate the variance $\left\| (\mathbf{S}^{(l)})^{-1} \right\|_F^2 \approx \sum_{i=1}^G M_i^2 / \left[(N - G) \frac{M_i}{\sum_{i=1}^G M_i} \right]$ and select the best G with minimal variance.
3. Use the grouping of rows described in Step 2 to construct the block Householder quantizer.

E Experimental Setup

Model: Our ResNet56-v2 model for CIFAR10 directly follows the original paper [40]. For the ResNet18/50 model, we adopt a slightly modified version, ResNetv1.5 [45]. The difference between v1.5 and v1 is, in the bottleneck blocks which requires downsampling, v1 has stride = 2 in the first 1x1 convolution, whereas v1.5 has stride = 2 in the 3x3 convolution. According to the authors, this difference makes v1.5 slightly more accurate ($\sim 0.5\%$) than v1, but comes with a small performance drawback ($\sim 5\%$ images-per-second).

Model hyperparameter: For CIFAR10, we follow the hyperparameter settings from the original papers [29, 40], with weight decay of 10^{-4} .

For ImageNet, we keep all hyperparameters unchanged from [45], which has label smoothing=0.1, and weight decay= $1/32768$.

Optimizer hyperparameter: For CIFAR10, we follow the original paper [29], with a batch size of 128, initial learning rate of 0.1, and momentum 0.9. We train for 200 epochs.

For ImageNet, we follow [45], which has a momentum of 0.875. Due to limited device memory, we set the batch size to 50 per GPU with 8 GPUs in total, the initial learning rate is 0.4. We train for 90 epochs, and the first 4 epochs has linear warmup of the learning rate.

For both datasets, we use a cosine learning rate schedule, following [45].

Quantization: We follow the settings in [20]. All the linear layers are quantized, where the forward propagation is

$$\mathbf{F}^{(l)}(\tilde{\mathbf{H}}^{(l-1)}; \tilde{\Theta}^{(l)}) = \tilde{\mathbf{H}}^{(l-1)} \tilde{\Theta}^{(l)}, \text{ where } \tilde{\mathbf{H}}^{(l-1)} = Q_f(\mathbf{H}^{(l-1)}), \quad \tilde{\Theta}^{(l)} = Q_\theta(\Theta^{(l)}),$$

both $Q_f(\cdot)$ and $Q_\theta(\cdot)$ are deterministic PTQs that quantizes to 8-bit. The back propagation is

$$\hat{\nabla}_{\Theta^{(l)}} = \tilde{\mathbf{H}}^{(l-1)\top} Q_{b1}(\hat{\nabla}_{\mathbf{H}^{(l)}}), \quad \hat{\nabla}_{\mathbf{H}^{(l-1)}} = Q_{b2}(\hat{\nabla}_{\mathbf{H}^{(l)}}) \tilde{\Theta}^{(l)\top},$$

with gradient bifurcation [20]. We set Q_{b1} to a 8-bit stochastic PTQ, and Q_{b2} to PTQ, PSQ, or BHQ with 4-8 bits. The original paper [20] set Q_{b1} as an identity mapping (i.e., not quantized), and Q_{b2} to be 8-bit stochastic PTQ.

We quantize the inputs and gradients of batch normalization layers, as described in our framework.

Number of training / evaluation runs: Due to the limited amount of computation resources, we train on each setting for only once.

Runtime & Computing Infrastructure: Following [20], we simulate the training with FP32. Our simulator runs approximately 3 times slower than FP32 counterparts. We utilize a machine with 8 RTX 2080Ti GPUs for training.

F Additional Experimental Results

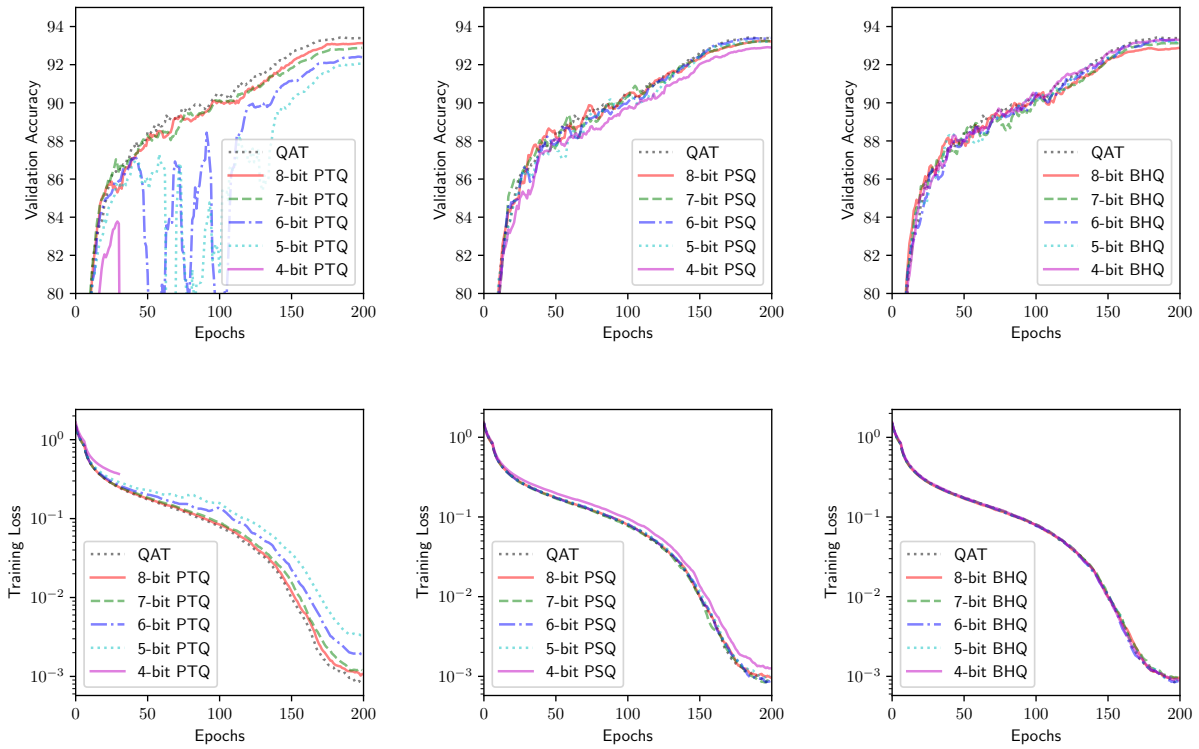


Figure 6: CIFAR10 convergence curves.

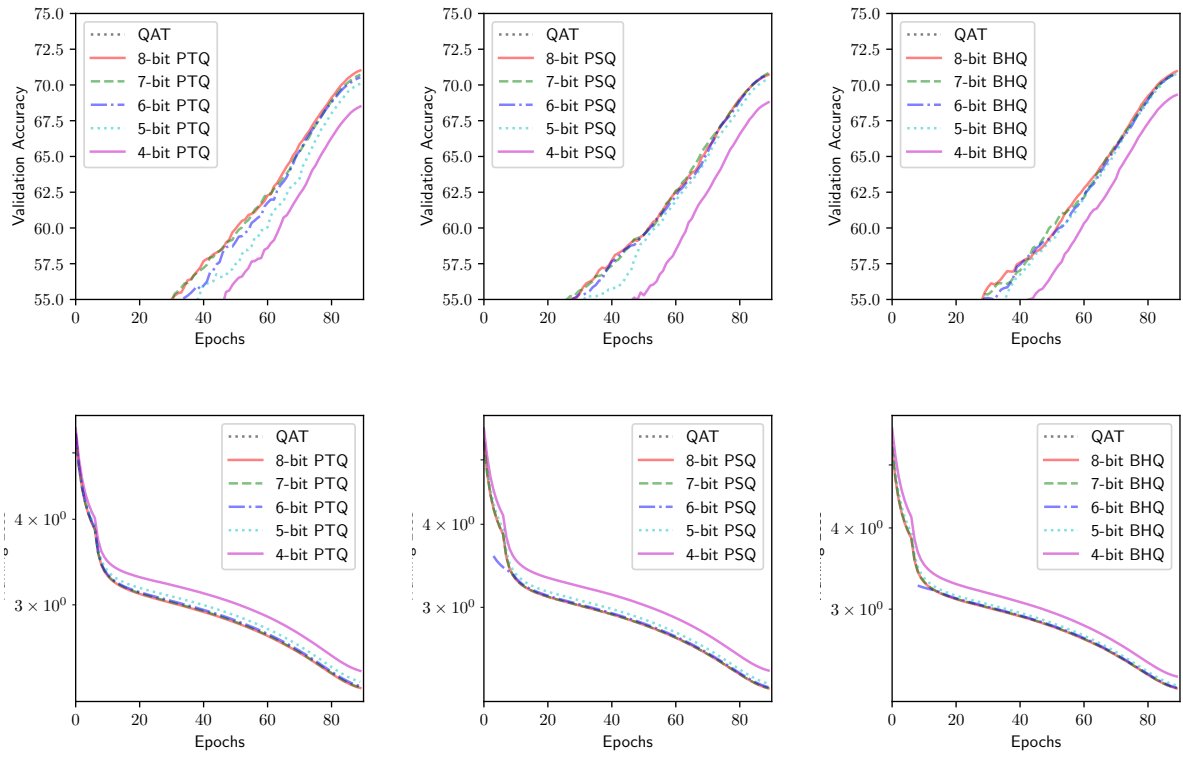


Figure 7: ResNet18 on ImageNet convergence curves.

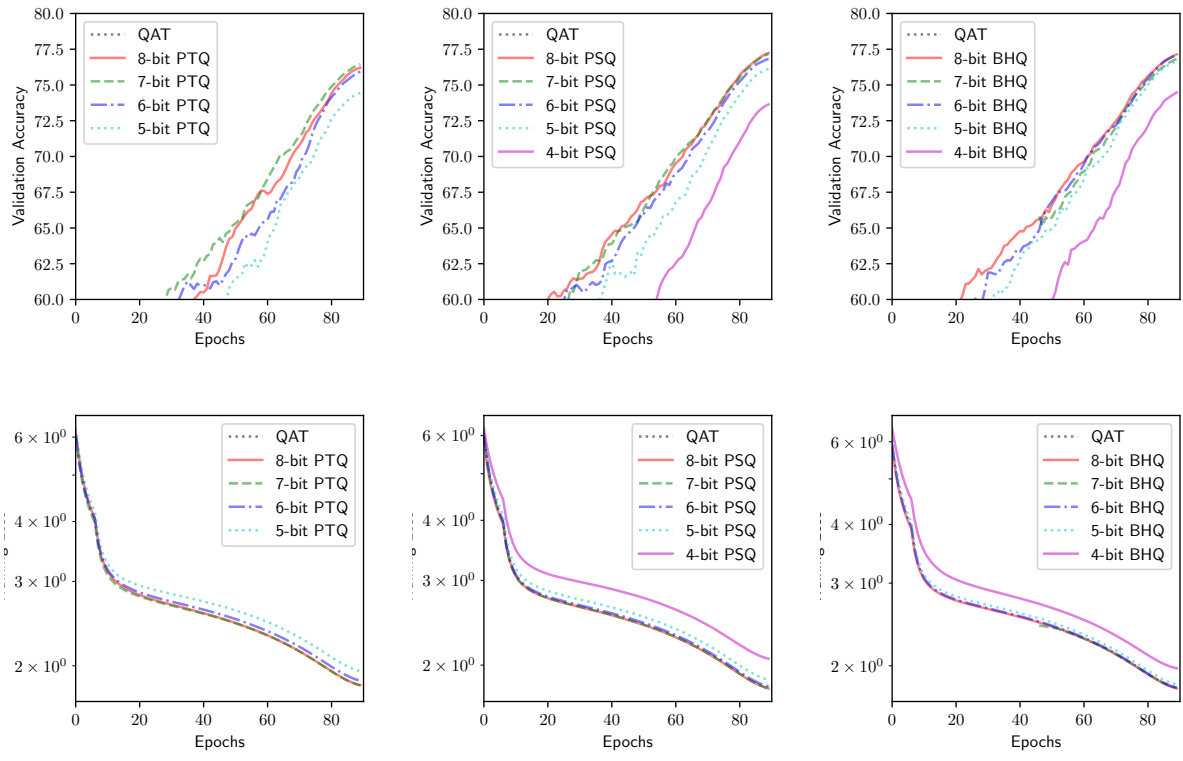


Figure 8: ResNet50 convergence curves.