

GAN Mask R-CNN: Instance semantic segmentation benefits from generative adversarial networks

Quang H. Le, Kamal Youcef-Toumi, Dzmitry Tsetserukou, Ali Jahanian

{quangle,youcef,jahanian}@mit.edu, D.Tsetserukou@skoltech.ru




Figure 1: Instance semantic segmentation has applications in many domains, and each domain may have a specific goal and challenges, e.g., cellphone recycling objects need clear boundaries and seeing small details for disassembling, COCO and Cityscape are large-scale, and glands are heterogeneous with coalescing pixels. Learning a generic loss in only one generic architecture, and regardless of the kind of underlying domain, we show a GAN loss generally improves the accuracy and quality of the task. Top row: results of the baseline Mask R-CNN. Bottom row: results of incorporating the baseline’s loss with a GAN loss. For ease of comparison, we highlight (with the red dotted-boxes) some failures in the baseline results.

Abstract

In designing instance segmentation ConvNets that reconstruct masks, segmentation is often taken as its literal definition – assigning label to every pixel – for defining the loss functions. That is, using losses that compute the difference between pixels in the predicted (reconstructed) mask and the ground truth mask – a template matching mechanism. However, any such instance segmentation ConvNet is a generator, so we can lay the problem of predicting masks as a GANs game framework: We can think the ground truth mask is drawn from the true distribution, and a ConvNet like Mask R-CNN is an implicit model that infers the true distribution. Then, designing a discriminator in front of this generator will close the loop of GANs concept and more importantly obtains a loss that is trained not hand-designed. We show this design outperforms the baseline when trying on, without extra settings, several different domains: cellphone recycling, autonomous driving, large-scale object detection, and medical glands. Further, we observe in general GANs yield masks that account for better boundaries, clutter, and small details.

1. Introduction

Inference of instance image segmentation that includes details of crisp boundaries is still a challenging task. While the idea of using generative adversarial networks – GANs – [10] to produce segmentation mask has been explored, the results are suffering from losses that are based on averaging pixel-wise differences. We suggest to tackle this problem by using a GAN loss merged with Mask R-CNN [11] and get the best of the both worlds: power of multi-tasking on region-based networks and high-accuracy generations from the GAN loss. One can think of the Mask R-CNN as a mask generator. We can then take these generations and optimize for making them more accurate by using the min-max strategy used in GANs where there is another network – discriminator – that tries to distinguish them from the real ground truth masks. We show this strategy outperforms the hand-engineered losses.

Our contribution is three-folded: Firstly, we design a new complementary GAN loss to make Mask R-CNN trainable in the GAN framework. Secondly, to make this idea work, instead of using images as real samples to discrim-

inator, we use feature maps of the corresponding images. Thirdly, we suggest a way to deploy GAN training on object bounding box detection without directly using only four coordinates, by using Precise Roi Pooling [15] to take the computation space to the feature maps surrounded by these coordinates.

Results through extensive experiments show consistent performance gain in both object detection and mask segmentation tasks over state-of-the-art methods. Although we only implement our design on Mask R-CNN, this GAN loss can be extended and applied on future state-of-the-art method. For our experiments, we choose different datasets: phone recycling [14], Cityscape autonomous driving [4], COCO objects [18], and medical gland dataset [28]. Figure 1 illustrates some results. Note that without any extra settings, we simply train our model on these datasets and show our design of GAN loss quantitatively and qualitatively improves the baseline model. Our code is available at https://github.com/quangle2110/GAN_Mask-RCNN

2. Related work

We are interested in designing a generic network that can perform multiple visual tasks in different domains. By multiple visual tasks we mean, object detection and localization, semantic segmentation, instance segmentation and craps boundaries detection, all together. Many approaches on optimizing ConvNets architectures that can deal with one or several visual tasks have been explored separately and benchmarked on public datasets, and yet the problem is still an active topic of research. For example, for semantic segmentation, fully convolutional networks, FCN [20, 23], SegNet [1] and U-Net [27] architectures have been successful. Since these networks do not perform well in details and boundaries, several improvements have been suggested [6, 25, 16]. Here we review the three main components ideas specifically related to our design: FPN, Mask R-CNN, and GANs.

FPN: Driven by the idea that incorporating additional connectivity helps the different types of information to flow across different scales of network depth, recent architectures are based on skip connections from encoder to decoder for using details from different feature maps' level (Laplacian reconstruction in LLR [7], SharpMask [25]). One such architecture is FPN [17] which demonstrates significant improvement as a generic feature extractor in several visual applications. FPN utilizes a pyramidal structure (i.e., multi-level) for encoder and decoder, similar to human visual system in multi-scale visual tasks [2]. FPN further uses an adaptive pooling mechanism for aggregating the feature maps of corresponding encoder/decoder levels together (through lateral skip-connections as well as the inherited layer skip-connections from ResNet [12]) with losses at each level of the decoder. This architecture gives state-of-

the-art for any ConNet's backbone. FPN is also used as the backbone in Mask R-CNN [11] which does object detection, localization, and instance semantic segmentation together. In our approach, we extracted the feature map from all the levels of FPN output and send them to GAN discriminator for loss computation.

Mask R-CNN is currently state-of-the-art for object detection and instance segmentation, and part of its strength is due to region-based detection mechanism. In fact this network is an evolution of prior work – RCNN [8], Fast RCNN [7], and Faster RCNN [26], with refinements in masks, e.g., [19, 3]. The core idea in this family of networks is to scan over the predefined regions called *anchors*. For each anchor, the Region Proposal Network (RPN) does two different type of predictions: the score of it being foreground, and the bounding box regression adjustment to best fit the object. RPN then chooses a fixed number of anchors with highest score, and apply the regression adjustment to get the final proposal for objects prediction at the network head. There are 3 type of prediction branches at the head: bounding box regression, class detection, and mask segmentation. Each head branch extracts the Regions of Interest (RoIs) from the output feature maps of the FPN backbone based on the final proposals from RPN, then feeds them through a combination of fully connected and convolution layers for final predictions. This mechanism works better for us (as we compared to SegNet). Note that there are other instance segmentation works [24, 5] that use the region proposals, however, Mask R-CNN learns all the tasks at the head (i.e., for inference). We elevated Mask R-CNN's training framework by designing a new GAN loss for both masks segmentation and bounding box detection. We use Precise Roi Pooling [15] to send the feature map corresponding to the bounding box detection (instead of just 4 coordinates) to GAN discriminator.

GAN losses are applied to many networks and domains, such as [13, 21, 30], among which [30] is closest to our work, with the exception that we focus on the losses of both the bounding box (which includes incorporating Precise Roi Pooling [15]) and mask. Further, unlike their work, our computations are in the feature maps space and thus we send feature maps to GANs' discriminator.

3. Method

We propose an adversarial loss design to complement the standard pixel-wise loss used in Mask R-CNN heads. We modify the prediction heads to generate more detail representations of their outcomes, and introduce the corresponding discriminators which, by considering the adversarial loss, can supervise the generative process. In this section, we will first present about the concept of GAN network in general. Then, the detail of the generator - discriminator architecture and objective function implementation are given.

3.1. Objective

The learning objective in training GANs [10] model is to simultaneously find the parameters of a discriminator D that maximizes its classification accuracy, and the parameters of a generator G that maximizes the probability of D making a mistake. This objective corresponds to a min-max two-player game, which can be formulated as:

$$L(D, G) = \min_{\theta_G} \max_{\theta_D} E_{x \sim p_{data}(x)} [\log D(x)] + E_{z \sim p_z(z)} [\log(1 - D(G(z)))], \quad (1)$$

where x is a real sample from an unknown distribution P_{data} , z is the random noise, $L(D, G)$ represents the cost of training, and θ_G and θ_D are the parameters of G and D respectively.

How can we work out this concept in our work? As we mentioned earlier, the idea is to think of the baseline Mask R-CNN as a generator, and send its results to discriminators for validation. Therefore, our losses will be the combination of the generator’s loss and the discriminators’ losses. Formally, we write our losses as follows:

$$L_{Generator} = L_{cls} + L_{bbox} + L_{mask} + L_{adv}^{G_b} + L_{adv}^{G_m}, \quad (2)$$

where the first three terms in the right-hand side exactly define the loss of the baseline Mask R-CNN, and stand for loss of bounding box, class, and mask, respectively. The last two terms are our complementary losses where help us further optimize the generated results of the baseline. Thus, $L_{adv}^{G_b}$ and $L_{adv}^{G_m}$ stand for generator loss of the bounding box and the mask, respectively. To close the GANs formulation loop, we need a discriminator network to compete with $L_{adv}^{G_b}$, denote its loss $L_{adv}^{D_b}$, and one for $L_{adv}^{G_m}$, denote its loss $L_{adv}^{D_m}$. Putting the discriminators’ losses together we get:

$$L_{Discriminators} = L_{adv}^{D_b} + L_{adv}^{D_m}. \quad (3)$$

Looking at Eq. (2) and (3), the only remaining terms to be defined are pairs of $(L_{adv}^{G_b}, L_{adv}^{D_b})$ and $(L_{adv}^{G_m}, L_{adv}^{D_m})$ which we will elaborate on per architecture design, in the following sections.

3.2. Network architecture

1. Box head:

Generator: As shown in Figure 2, we utilize the box head of Mask R-CNN as our box generator; thus, instead of taking random noise as input like in a vanilla GAN, our generator now takes in RoI features, and outputs class and bounding box prediction. During training, we pick only the predicted, class-agnostic boxes and send them to the discriminator.

Discriminator: The purpose of the box discriminator is to look at the bounding box prediction from the generator, and tell whether they are good or bad. Practically, it is really difficult for any discriminator to evaluate bounding box predictions of objects simply by looking at the 4 coordinates. Our solution, therefore, is to actually send the feature map of the predicted boxes and its ground truth as fake and real samples to the discriminator. More importantly, in order to train the box head generator/discriminator with gradient descent, we need to enable backpropagation w.r.t *bounding box coordinates*. For this purpose, we extract the region of interest using Precise RoI Pooling [15] on the *feature maps output* of FPN backbone [11] for both box predictions and ground truths. This discriminator network consists of 5 convolution layers followed by a BatchNorm and a LeakyReLU layer as shown in Figure 2. It takes in a multidimensional images of size 28×28 and outputs a score between $[0, 1]$, which represents how good the prediction is (higher score is better).

Loss function: As discussed in Eq. (2) and (3), we introduce an adversarial loss term to optimize our generator/discriminator framework as follows:

$$L_{adv}^{G_b} = \frac{1}{N} \sum_{i=1}^N -\log(D_b(G_b(RoI_i))), \quad (4)$$

$$L_{adv}^{D_b} = \frac{1}{N} \sum_{i=1}^N -(\log(D_b(bb_i^{gt})) + \log(1 - D_b(G_b(RoI_i))))), \quad (5)$$

where N is the mini-batch size, and $G_b(RoI_i)$ and bb_i^{gt} denote the i -th bounding box prediction and its corresponding ground truth, respectively. Finally, $D_b(\cdot)$ denotes the probability of an image being real. In a min-max setup, $L_{adv}^{G_b}$ encourages G_b to generate a bounding box that can fool D_b , while $L_{adv}^{D_b}$ strengthens D_b ’s ability to differentiate between real and fake bounding boxes.

2. Mask head:

Generator: Same as the box head, we also adopt the mask head of Mask R-CNN as our mask generator. This network contains 4 convolution layers followed by a convolution-transpose and an 1×1 convolution layer (Figure 3). It takes RoI features as input, and output a binary mask prediction of size 28×28 for each objects class. During training, we extract the logits from the channel of predicted class, and send them to the discriminator.

Discriminator: As shown in Figure 3, we feed two inputs to the mask discriminator, the binary mask prediction and its ground truth, both multiplied element-wise with the

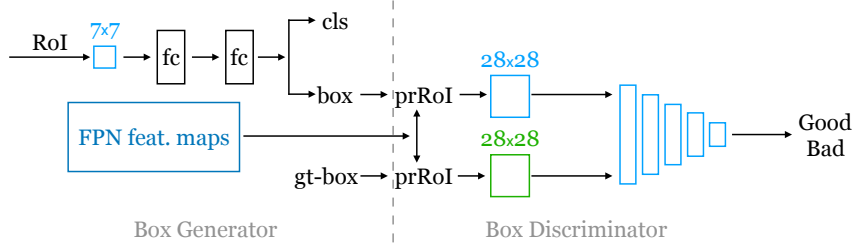


Figure 2: Box head architecture. We propose an adversarial training framework for object detection by extending the current box head architecture in Mask R-CNN with an FPN backbone [11]. We design a new discriminator network, which takes in bounding box predictions from the box head and their ground truths, then extracts the corresponding regions of interest (RoI) from the FPN feature maps using Precise ROI Pooling (prRoI) [15]. Finally, the discriminator outputs a score between $[0, 1]$ that represents how good the bounding box prediction is. There are 5 convolution layers in the discriminator network: each convolution layer is followed by a BatchNorm and a LeakyReLU layer. Note we only use convolution layers with the correct stride and kernel size to down-sample the bbox prediction from its original spatial dimension to our desired output shape.

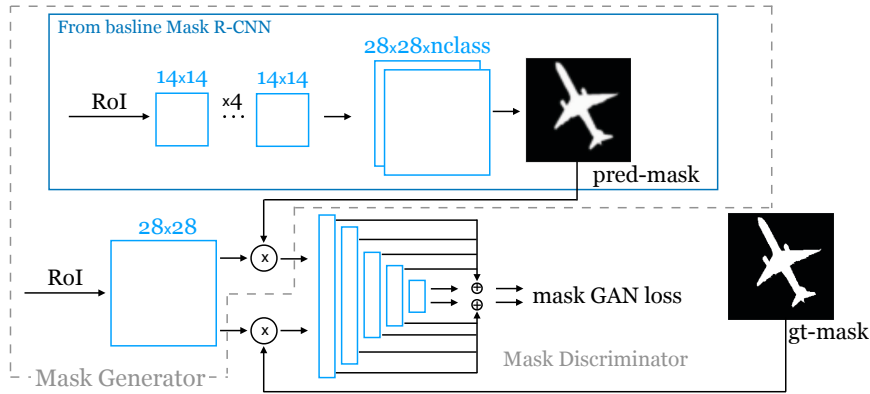


Figure 3: Mask head architecture. We utilize the mask head of Mask R-CNN [11] as the generator, and build another discriminator network for the mask segmentation task. During training, we first pick the binary mask predictions of true objects (pred-mask) and their ground truths (gt-mask), calculate the pixel-wise multiplication between these masks and the corresponding regions of interest (RoI), and send the results to the discriminator as inputs. Outputs from each layer of the discriminator are flattened then concatenated and used for final GAN loss computation. Similar to the box head, the mask head also has 5 convolution layers in the discriminator network, where each convolution layer is followed by a BatchNorm and a LeakyReLU layer.

RoI features of size 28×28 . This network has 5 convolution layers and is constructed similar to an encoder such that the features' spatial resolution reduces as we go deeper. We concatenate these hierarchical features from all the layers into a single output and use it to compute the adversarial loss.

Loss function: Following the formulations in Eq. (2) and (3), the adversarial loss for optimizing the mask generator $L_{adv}^{G_m}$ and discriminator $L_{adv}^{D_m}$ can be formulated as $L_{adv}^{D_m} = -L_{adv}^{G_m}$, where:

$$L_{adv}^{G_m} = \frac{1}{N} \sum_{i=1}^N \|D_m(mask_i^{gt}) - D_m(G_m(RoI_i))\|_1, \quad (6)$$

where N is the mini-batch size, and $G_m(RoI_i)$ and $mask_i^{gt}$ denote the i -th binary mask prediction and its corresponding ground truth, respectively. $L_{adv}^{G_m}$ encourages G_m to minimize the differences between the mask prediction and ground truth based on the feedback from D , while $L_{adv}^{D_m}$ guide D_m to magnify those difference in reverse. We use L_1 perceptual distance as studied in [13].

4. Experiments

In this section, we present a thorough comparison between our model and the baseline, Mask R-CNN over several challenging public datasets, i.e., Phone Recycling dataset [14], Cityscapes [4], COCO [18], and MICCAI 2015 Challenge [28] on histology gland images. Ablative

studies are provided in Appendix.

4.1. Experimental settings and evaluation metrics

For all experiments, we use the pretrained ResNet [12] backbone with FPN architecture [17] to initialize our network. The detail implementation is based on the public Mask R-CNN benchmark project [22] by Facebook on the Pytorch platform. We train the whole network with Stochastic Gradient Descent on two NVIDIA TITAN RTX (24GB memory each). More details on the training hyper-parameters for each datasets will be mentioned in the following sections.

To have a fair comparison on the performance, we ensure that when training either vanilla baseline or GAN Mask R-CNN, they will both receive the same amount of training iterations. For COCO, all training schedules follow the benchmark scheme from official Facebook source code (Mask RCNN owner). Note that this training schedule from Facebook ensures that the model performance is similar regardless of numbers of GPUs. For the other datasets, to avoid undertraining, we train the model under various epoch settings and pick the best scheme with the highest validation accuracy for comparison.

During evaluation, we report the standard COCO metric: Average Precision (AP). AP is measured over multiple IoU’s (Intersection of prediction and ground truth over Union of prediction and ground truth) thresholds ($[0.5 : 0.05 : 0.95]$); whereas AP_{50} , AP_{75} are average precision at IoU threshold of 0.5 and 0.75 respectively. AP_S , AP_M , AP_L are average precision computed at different object scales. Scale is determined by the number of pixels in the segmentation masks: small objects ($area < 32^2$ pixels), medium objects ($32^2 < area < 96^2$), and large objects ($area > 96^2$).

4.2. Training GAN Mask R-CNN

We train our network by using backpropagation from original Mask R-CNN losses and the new adversarial losses. The generator and the discriminator are trained in an alternating fashion. We first freeze the generator and train the discriminator. As discriminator training tries to figure out how to distinguish real data from fake, it has to learn how to recognize the generator’s flaws. Similarly, we freeze the discriminator when training the generator. As training progresses, both the generator and discriminator networks become more powerful, and eventually, the generator will be able to produce predictions that are very close to the ground truths.

In all experiments, we used the SGD optimizer with weight decay 0.0001 and momentum 0.9. Additionally, we used the same learning rate schedule for both the generator and the discriminator except that the discriminator’s learning rate magnitude is one fifth of the generator’s one.

4.3. Phone recycling dataset

The Phone Recycling dataset introduced in [14] is used for high-precision disassembling task. It consists of 533 high-resolution images of cellphone individual components as well as its different layers. There are 10 cellphone models used in the dataset: *Apple iPhone 3GS, iPhone 4, iPhone 4S, iPhone 6, Samsung GT-i8268 Galaxy, Samsung S4 Active, Samsung Galaxy S6 and S6 Edge, Samsung S8 Plus, Pixel 2 XL, Xiomi Note, HTC One, Huawei Mate 8, 9, 10, and P8 Lite*, and 11 object categories in the instance segmentation task.

Implementation: We first split the dataset into 90% for training and 10% for validation, and then apply augmentation on the training set. By adding random noise, Gaussian blur, sharpness, or changing the lightness, as well as constant normalization, we produce more than 4000 training images. For validation, we pick at least one image from each cellphone model which is not shown to our network during training.

We use ResNet-101-FPN as the backbone for both the baseline Mask R-CNN and our network. To reduce overfitting, we train with the image scale (shorter side) randomly sampled from $[400, 600]$, and inference at 400 pixels. We use batch size of 8 images per GPU and train the network for $27k$ iterations. We start with a learning rate of 0.01 and reduce it to 0.001 and 0.0001 at $18k$ and $24k$ iteration respectively.

Result: Table 1 and 2 show the comparison of our network with baseline Mask R-CNN for both object detection and mask segmentation tasks on the phone *validation* set. We observe that our proposed approach outperforms the baseline in both tasks, with an average improvement in AP metric of 3% on bounding box detection (58% vs 55%) and 2% on mask segmentation (59% vs 57%).

One of the main challenges of this dataset is that there are multiple small components with only a few pixels gap between them; most of the components are flat and usually overlap each other (to save space during manufacturing). In general, it is difficult to identify small object due to the compactness and occlusion [14]. Our method shows noticeable improvement on this category, achieving around 15% improvement on both bounding box detection (from 33% to 38%) and mask segmentation (from 32% to 36%). This is because of using GANs where the framework use more structure than individual pixels for learning.

Figure 4 presents some qualitative results of our method and the baseline Mask R-CNN with the corresponding ground truth. We observe that our method not only achieve better quantitative result but also have better edge prediction compared to Mask R-CNN (i.e., battery segmentation in A3 vs A2 and D3 vs D2 in Figure 4 as well as falsely seg-

Table 1: Phone recycling object detection results (bounding box AP). Comparisons between the baseline Mask-RCNN and our model on the Phone Recycling *validation* set. ResNet-101-FPN is used in both cases. Our model using GAN framework achieves 3.6% improvement in AP metric compared to Mask-RCNN.

	Backbone	AP	AP_{50}	AP_{75}	AP_S	AP_M	AP_L
Mask-RCNN	ResNet-101-FPN	0.5486	0.7333	0.6261	0.3327	0.5071	0.7462
Our model	ResNet-101-FPN	0.5844	0.7746	0.6448	0.3833	0.5480	0.7586

Table 2: Phone recycling mask segmentation result (mask AP). Comparisons between the baseline Mask-RCNN and our model on the Phone Recycling *validation* set. ResNet-101-FPN is used in both cases. Our model using GAN framework achieves 2.1% improvement in AP metric compared to Mask-RCNN.

	Backbone	AP	AP_{50}	AP_{75}	AP_S	AP_M	AP_L
Mask-RCNN	ResNet-101-FPN	0.5718	0.7242	0.6439	0.3195	0.5247	0.7735
Our model	ResNet-101-FPN	0.5923	0.7607	0.6525	0.3615	0.5549	0.7846

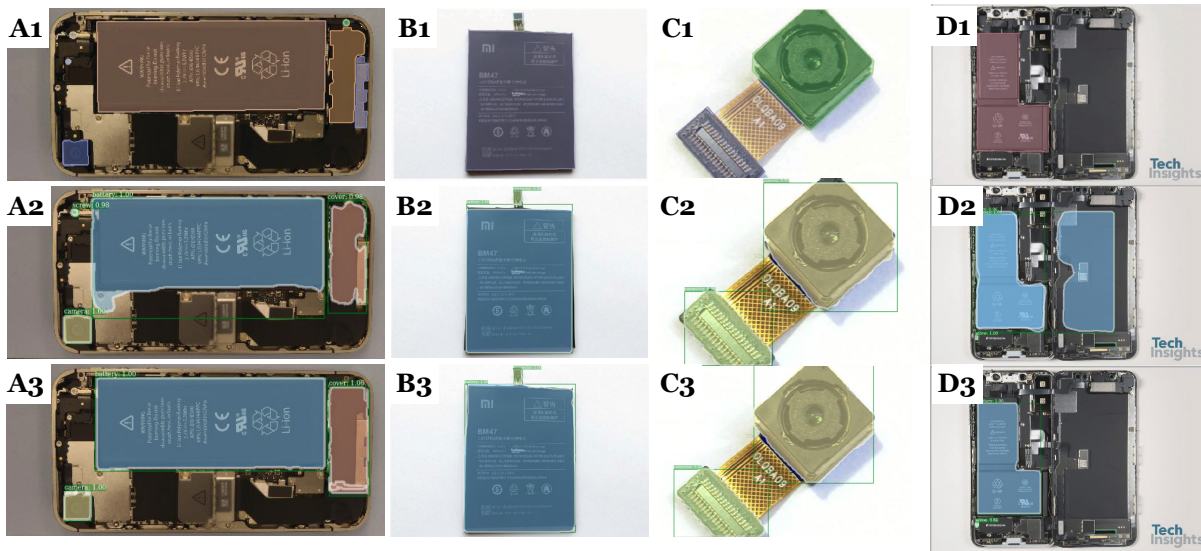


Figure 4: Instance Segmentation Results on the Phone Recycling *validation* set: Mask R-CNN (second row) vs our model (third row). The images’ ground truths are showed on the first row for reference. Overall, our model produces more precise bounding box detection (i.e. box predictions in B2 vs B3 and C2 vs C3) and sharper segmentation especially around the objects’ boundaries (i.e. battery segmentation in A2 vs A3 and D2 vs D3).

menting the cover as an extra battery in D2). while finding perceptual metrics that correctly and reliably tells us about boundaries and junctions of edges is an open area of research, we can qualitatively examine the results here. For disassembling tasks on small circuit boards like cellphone, finding crisp boundaries (i.e., finding a clear gap between two components for positioning a tool for prying/pulling out the component) is critical. Therefore, it is clear that our method provides more reliable detection than the baseline.

4.4. Cityscapes dataset

The Cityscapes dataset [4] focuses on semantic understanding of urban street scenes. It contains high-resolution images (2048 × 1024 pixels) from over 50 cities, with a

time span of several months under good/medium weather conditions. This dataset has 5k annotated images with fine annotations (2975 train, 500 val and 1525 test images) and 20k annotated images with coarse annotations. For instance segmentation task, we use only the fine annotated images with 10 object categories involved to train our network.

Implementation: We use ResNet-50-FPN as the backbone for both the baseline Mask R-CNN and our network. To reduce overfitting, we train with the image scale (shorter side) randomly sampled from [800, 1024], and inference at 1024 pixels. We use batch size of 4 images per GPU and train the network for 24k iterations. We start with a learning rate of 0.01 and reduce it to 0.001 at 18k iteration.

Table 3: Cityscape dataset object detection results (bounding box AP). Comparisons between the baseline Mask-RCNN and our model on the Cityscapes *validation* set. ResNet-50-FPN is used in both cases. On average, our model achieves 1.7% improvement in AP metric compared to Mask-RCNN.

	Metric	Average	Person	Rider	Car	Truck	Bus	Caravan	Trailer	Train	Motocycle	Bicycle
Mask-RCNN	AP	0.406	0.378	0.459	0.545	0.385	0.572	0.499	0.326	0.268	0.32	0.313
	AP_{50}	0.73	0.721	0.806	0.84	0.655	0.827	0.839	0.641	0.661	0.682	0.629
	AP_{75}	0.373	0.349	0.457	0.575	0.379	0.679	0.484	0.17	0.155	0.208	0.273
Our model	AP	0.423	0.383	0.482	0.552	0.403	0.562	0.592	0.359	0.27	0.309	0.317
	AP_{50}	0.745	0.723	0.821	0.844	0.704	0.787	0.888	0.764	0.632	0.646	0.638
	AP_{75}	0.409	0.364	0.497	0.58	0.394	0.638	0.708	0.298	0.112	0.221	0.276

Table 4: Cityscape dataset mask segmentation results (mask AP). Comparisons between the baseline Mask-RCNN and our model on the Cityscapes *validation* set. ResNet-50-FPN is used in both cases. On average, our model achieves 1.3% improvement in AP metric compared to Mask-RCNN.

	Metric	Average	Person	Rider	Car	Truck	Bus	Caravan	Trailer	Train	Motocycle	Bicycle
Mask-RCNN	AP	0.403	0.329	0.334	0.535	0.391	0.594	0.557	0.353	0.442	0.271	0.219
	AP_{50}	0.724	0.693	0.811	0.819	0.624	0.817	0.957	0.642	0.669	0.652	0.561
	AP_{75}	0.365	0.28	0.148	0.561	0.417	0.696	0.484	0.288	0.507	0.145	0.121
Our model	AP	0.416	0.34	0.353	0.545	0.414	0.598	0.597	0.407	0.425	0.258	0.228
	AP_{50}	0.736	0.703	0.844	0.825	0.676	0.792	0.888	0.763	0.701	0.59	0.582
	AP_{75}	0.398	0.288	0.192	0.576	0.448	0.674	0.595	0.483	0.448	0.143	0.136




Figure 5: Instance segmentation results on the Cityscapes *validation* set: Mask R-CNN (first row) vs our model (second row). Comparing the two result, we observe that our model produces sharper object boundary predictions, especially in where there are multiple of clusters of objects that overlap each other.

Result: We report instance segmentation results using the evaluation helper tool provided along with the Cityscapes dataset. Table 3 and 4 summarize the detail comparison between our network and Mask R-CNN in both object detection and mask segmentation tasks on the *validation* set. On average, our method achieves around 2 – 3% increase in all AP thresholds on both tasks; i.e. for object detection, AP : from 40.6% to 42.3%, AP_{50} : from 73% to 74.5%, and AP_{75} : from 37.3% to 40.9%, and for mask segmentation, AP : from 40.3% to 41.%, AP_{50} : from 72.4% to 73.6%, and AP_{75} : from 36.5% to 39.8%. For further analysis, we also report AP metrics for all 10 object categories. We observe that our method gains consistent performance improvement for most classes while maintaining comparable

performance for other object classes.

More qualitative results of our network and Mask R-CNN on Cityscapes are shown in Figure 5.

4.5. COCO dataset

The MS COCO [18] is a large-scale, richly annotated dataset for object detection and segmentation. It comprises of images depicting complex everyday scenes of common objects in their natural context. In this experiment, we train our network on the 2017 COCO dataset for instance segmentation, which contains 118k train and 5k validation images of 80 object categories.

Implementation: We use ResNet-101-FPN as the backbone for both the baseline Mask R-CNN and our network.

Table 5: The 2017 COCO bounding box detection results (mask AP). Comparisons between the baseline Mask-RCNN and our model on the *validation* set

	Backbone	AP	AP_{50}	AP_{75}	AP_S	AP_M	AP_L
Mask-RCNN	ResNet-101-FPN	0.3992	0.6116	0.4387	0.2336	0.4328	0.5183
Our model	ResNet-101-FPN	0.3994	0.6143	0.4342	0.2317	0.4332	0.5269

Table 6: The 2017 COCO mask segmentation results (mask AP). Comparisons between the baseline Mask-RCNN and our model on the *validation* set. ResNet-101-FPN is used in both cases. Our model using GAN framework achieves 0.8% improvement in AP metric compared to Mask-RCNN.

	Backbone	AP	AP_{50}	AP_{75}	AP_S	AP_M	AP_L
Mask-RCNN	ResNet-101-FPN	0.3604	0.5828	0.3835	0.1606	0.3892	0.5299
Our model	ResNet-101-FPN	0.3681	0.5855	0.3919	0.1685	0.3988	0.5452



Figure 6: Instance segmentation results on the 2017 COCO *validation* set. First row: baseline Mask R-CNN results. Second row: results of our model. From left to right, we observe that our model produces both better boundaries between different instances in a clutter (human mask in the fourth image) and more correct predictions (in the first image of human in front of mirror, and missing zebra in the fifth image.)

Images are resized such that their scale (shorter edge) is 800 pixels. We use batch size of 4 images per GPU and train the network for 180k iterations. We start with a learning rate of 0.01 and reduce it to 0.001 and 0.0001 at 120k and 160k iteration respectively. Note that this training settings is equivalent to the settings used in the original Mask R-CNN paper [11] according to scheduling rules from Facebook Detectron [9].

Result: Table 6 shows the comparison of our network with Mask R-CNN for mask segmentation task on the 2017 COCO *validation* set. We observe that our proposed approach outperforms the baseline Mask R-CNN, achieving 0.8% improvement in AP metric.

Qualitative results of our network and Mask R-CNN on the 2017 COCO *validation* set are shown in Figure 6.

4.6. Gland segmentation dataset

This dataset is provided by the MICCAI 2015 Challenge Contest [28] on gland segmentation in histology images. There are 165 labeled images of Hematoxylin and Eosin (H&E) stained slides, consisting of a variety of histologic grades. Original images are in different sizes, but most of them are 775 × 522 pixels. The training set has 85 images, in which there are 37 benign sections and 48 malignant ones; the *test* set has 80 images, in which there are 37 benign sections and 43 malignant one.

Implementation: We use ResNet-50-FPN as the backbone for both the baseline Mask R-CNN and our network. To reduce overfitting, we train with the image scale (shorter side) randomly sampled from [400, 522], and inference at 522 pixels. We use batch size of 4 images per GPU and train the network for 2k iterations. We start with a learning rate of 0.01 and reduce it to 0.001 at 1.5k iterations.

Table 7: The MICCAI 2015 medical gland object detection results (bounding box AP). Comparisons between the baseline Mask-RCNN and our model on the Gland *test* set. ResNet-50-FPN is used in both cases. On average, our model achieves 1.7% improvement in AP metric compared to Mask-RCNN.

	Backbone	AP	AP_{50}	AP_{75}	AP_M	AP_L
Mask-RCNN	ResNet-50-FPN	0.5689	0.8174	0.6419	0.5940	0.5717
Our model	ResNet-50-FPN	0.5855	0.8398	0.6668	0.6057	0.5983

Table 8: The MICCAI 2015 medical gland mask segmentation results (mask AP). Comparisons between the baseline Mask-RCNN and our model on the Gland *test* set. ResNet-50-FPN is used in both cases. On average, our model achieves 2.7% improvement in AP metric compared to Mask-RCNN.

	Backbone	AP	AP_{50}	AP_{75}	AP_M	AP_L
Mask-RCNN	ResNet-50-FPN	0.5892	0.8014	0.6814	0.589	0.6189
Our model	ResNet-50-FPN	0.6156	0.8236	0.7054	0.6054	0.6516

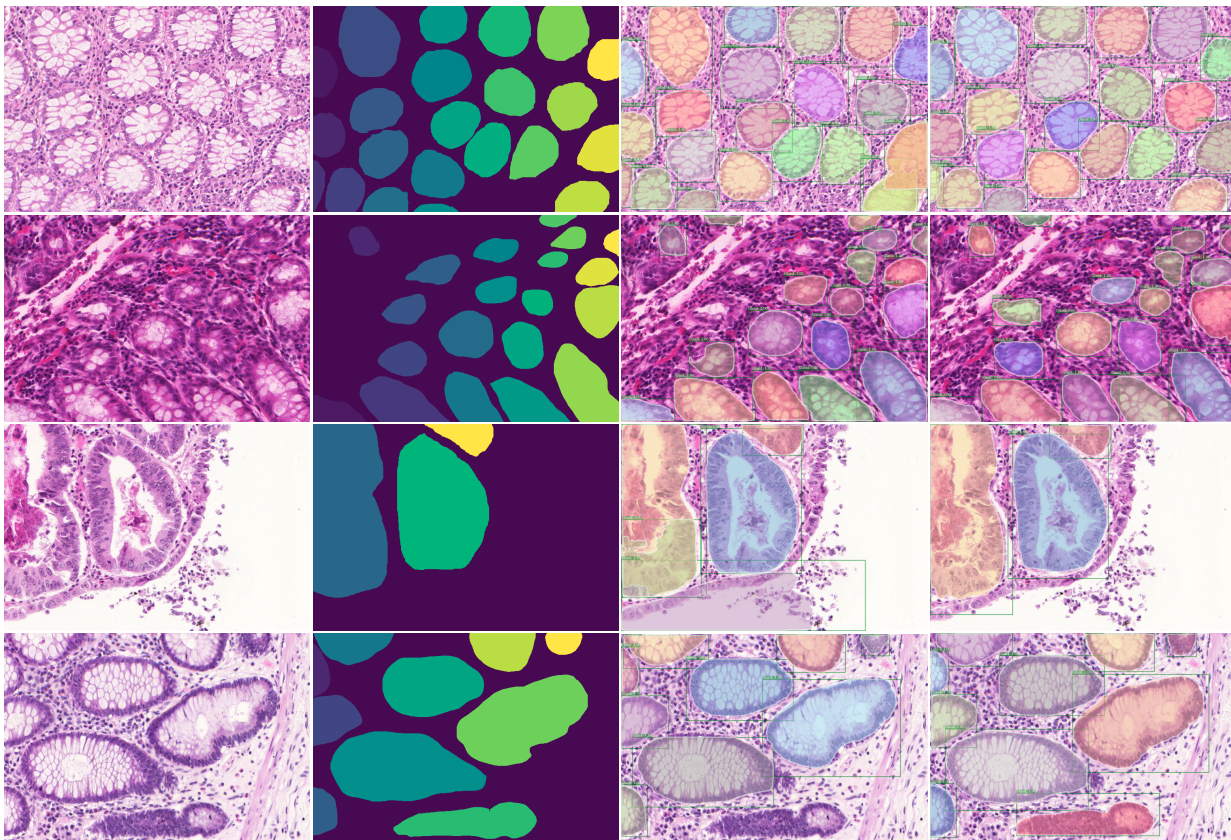


Figure 7: Instance segmentation results on the gland segmentation *test* set. First column: images, second column: annotations, third column: results of baseline Mask R-CNN, fourth column: results of our model. We observe that our model produces more accurate gland detection (e.g., second to fourth row) and better boundary detection between different instances of glands (e.g., first row).

Result: We compare the performance of Mask R-CNN and our model on the Gland Segmentation Challenge as shown on Table 7 and Table 8. Note that since there is no small objects ($area < 32^2$ pixels) in the *test* set, we will not report on AP_S metric. We observe from the tables that our model

outperforms the baseline Mask R-CNN in both tasks, with an average improvement in AP metric of 2% on bounding box detection (57% to 59%) and 3% on mask segmentation (59% to 62%).

Qualitative results of our network and Mask R-CNN on

the Gland Segmentation are shown in Figure 7. The excessive background noise, the heterogeneous shapes of objects, the small gap between objects and coalescing pixels are known challenges of this dataset [29]. We observe that our results much better account for these cases when comparing to the baseline ones.

5. Conclusions

We presented an implementation of Mask R-CNN with a GAN loss. The idea is to make the baseline mask generator as the the GAN generator, and then design a discriminator network to challenge these generations. This design obtains a loss that is learned as oppose to a hand-engineered one, and thus makes the framework more generalizable for learning domain-agnostic datasets. We show this GANs framework quantitatively and qualitatively performs better than the original Mask R-CNN. For our experiments, we choose different datasets, and simply train our model on them, without any extra settings. Further, we show the results give crisper boundaries, and better accounts for seeing structures and geometries as well as small details as an emerging property of GANs. Although we only implement our design on Mask R-CNN, this GAN loss can be extended and applied to future state-of-the-art method.

ACKNOWLEDGMENT

The authors thank the Skoltech-MIT program for their support. The author AJ, would like to thank Phillip Isola for discussions.

References

- [1] Vijay Badrinarayanan, Alex Kendall, and Roberto Cipolla. Segnet: A deep convolutional encoder-decoder architecture for image segmentation. *arXiv preprint arXiv:1511.00561*, 2015.
- [2] Peter J Burt and Edward H Adelson. The laplacian pyramid as a compact image code. In *Readings in Computer Vision*, pages 671–679. Elsevier, 1987.
- [3] Kai Chen, Jiangmiao Pang, Jiaqi Wang, Yu Xiong, Xiao-xiao Li, Shuyang Sun, Wansen Feng, Ziwei Liu, Jianping Shi, Wanli Ouyang, et al. Hybrid task cascade for instance segmentation. In *Proceedings of the IEEE conference on computer vision and pattern recognition*, pages 4974–4983, 2019.
- [4] Marius Cordts, Mohamed Omran, Sebastian Ramos, Timo Rehfeld, Markus Enzweiler, Rodrigo Benenson, Uwe Franke, Stefan Roth, and Bernt Schiele. The cityscapes dataset for semantic urban scene understanding. In *Proc. of the IEEE Conference on Computer Vision and Pattern Recognition (CVPR)*, 2016.
- [5] Jifeng Dai, Kaiming He, Yi Li, Shaoqing Ren, and Jian Sun. Instance-sensitive fully convolutional networks. In *European Conference on Computer Vision*, pages 534–549. Springer, 2016.
- [6] Golnaz Ghiasi and Charless C Fowlkes. Laplacian pyramid reconstruction and refinement for semantic segmentation. In *European Conference on Computer Vision*, pages 519–534. Springer, 2016.
- [7] Ross Girshick. Fast r-cnn. In *The IEEE International Conference on Computer Vision (ICCV)*, December 2015.
- [8] Ross Girshick, Jeff Donahue, Trevor Darrell, and Jitendra Malik. Rich feature hierarchies for accurate object detection and semantic segmentation. In *The IEEE Conference on Computer Vision and Pattern Recognition (CVPR)*, June 2014.
- [9] Ross Girshick, Ilija Radosavovic, Georgia Gkioxari, Piotr Dollár, and Kaiming He. Detectron. <https://github.com/facebookresearch/detectron>, 2018.
- [10] Ian J. Goodfellow, Jean Pouget-Abadie, Mehdi Mirza, Bing Xu, David Warde-Farley, Sherjil Ozair, Aaron Courville, and Yoshua Bengio. Generative adversarial networks, 2014.
- [11] Kaiming He, Georgia Gkioxari, Piotr Dollár, and Ross Girshick. Mask r-cnn. In *Computer Vision (ICCV), 2017 IEEE International Conference on*, pages 2980–2988. IEEE, 2017.
- [12] Kaiming He, Xiangyu Zhang, Shaoqing Ren, and Jian Sun. Deep residual learning for image recognition. In *Proceedings of the IEEE conference on computer vision and pattern recognition*, pages 770–778, 2016.
- [13] Phillip Isola, Jun-Yan Zhu, Tinghui Zhou, and Alexei A Efros. Image-to-image translation with conditional adversarial networks. In *Proceedings of the IEEE conference on computer vision and pattern recognition*, pages 1125–1134, 2017.
- [14] Ali Jahanian, Quang H. Le, Kamal Youcef-Toumi, and Dzmity Tsetserukou. See the e-waste! training visual intelligence to see dense circuit boards for recycling. In *The IEEE Conference on Computer Vision and Pattern Recognition (CVPR) Workshops*, June 2019.
- [15] Borui Jiang, Ruixuan Luo, Jiayuan Mao, Tete Xiao, and Yuning Jiang. Acquisition of localization confidence for accurate object detection, 2018.
- [16] Guosheng Lin, Anton Milan, Chunhua Shen, and Ian D Reid. Refinenet: Multi-path refinement networks for high-resolution semantic segmentation. In *Cvpr*, volume 1, page 5, 2017.
- [17] Tsung-Yi Lin, Piotr Dollár, Ross B Girshick, Kaiming He, Bharath Hariharan, and Serge J Belongie. Feature pyramid networks for object detection. In *CVPR*, volume 1, page 4, 2017.
- [18] Tsung-Yi Lin, Michael Maire, Serge Belongie, James Hays, Pietro Perona, Deva Ramanan, Piotr Dollár, and C Lawrence Zitnick. Microsoft coco: Common objects in context. In *European conference on computer vision*, pages 740–755. Springer, 2014.
- [19] Shu Liu, Lu Qi, Haifang Qin, Jianping Shi, and Jiaya Jia. Path aggregation network for instance segmentation. In *Proceedings of the IEEE Conference on Computer Vision and Pattern Recognition*, pages 8759–8768, 2018.
- [20] Jonathan Long, Evan Shelhamer, and Trevor Darrell. Fully convolutional networks for semantic segmentation. In *Proceedings of the IEEE conference on computer vision and pattern recognition*, pages 3431–3440, 2015.

- [21] Pauline Luc, Camille Couprie, Soumith Chintala, and Jakob Verbeek. Semantic segmentation using adversarial networks. *arXiv preprint arXiv:1611.08408*, 2016.
- [22] Francisco Massa and Ross Girshick. maskrcnn-benchmark: Fast, modular reference implementation of Instance Segmentation and Object Detection algorithms in PyTorch. <https://github.com/facebookresearch/maskrcnn-benchmark>, 2018. Accessed: 1/1/2020.
- [23] Hyeonwoo Noh, Seunghoon Hong, and Bohyung Han. Learning deconvolution network for semantic segmentation. In *Proceedings of the IEEE international conference on computer vision*, pages 1520–1528, 2015.
- [24] Pedro O Pinheiro, Ronan Collobert, and Piotr Dollár. Learning to segment object candidates. In *Advances in Neural Information Processing Systems*, pages 1990–1998, 2015.
- [25] Pedro O Pinheiro, Tsung-Yi Lin, Ronan Collobert, and Piotr Dollár. Learning to refine object segments. In *European Conference on Computer Vision*, pages 75–91. Springer, 2016.
- [26] Shaoqing Ren, Kaiming He, Ross Girshick, and Jian Sun. Faster r-cnn: Towards real-time object detection with region proposal networks. In *Advances in neural information processing systems*, pages 91–99, 2015.
- [27] Olaf Ronneberger, Philipp Fischer, and Thomas Brox. U-net: Convolutional networks for biomedical image segmentation. In *International Conference on Medical image computing and computer-assisted intervention*, pages 234–241. Springer, 2015.
- [28] Korsuk Sirinukunwattana, Josien P. W. Pluim, Hao Chen, Xiaojuan Qi, Pheng-Ann Heng, Yun Bo Guo, Li Yang Wang, Bogdan J. Matuszewski, Elia Bruni, Urko Sanchez, Anton Böhm, Olaf Ronneberger, Bassem Ben Cheikh, Daniel Racoceanu, Philipp Kainz, Michael Pfeiffer, Martin Urschler, David R. J. Snead, and Nasir M. Rajpoot. Gland segmentation in colon histology images: The glas challenge contest. *CoRR*, abs/1603.00275, 2016.
- [29] Yan Xu, Yang Li, Yipei Wang, Mingyuan Liu, Yubo Fan, Maode Lai, I Eric, and Chao Chang. Gland instance segmentation using deep multichannel neural networks. *IEEE Transactions on Biomedical Engineering*, 64(12):2901–2912, 2017.
- [30] Yuan Xue, Tao Xu, Han Zhang, L Rodney Long, and Xiaolei Huang. Segan: Adversarial network with multi-scale l1 loss for medical image segmentation. *Neuroinformatics*, 16(3-4):383–392, 2018.

6. Appendix: Ablative studies

We ran a number of ablative experiments on the Phone Recycling dataset, given it is a small dataset with its interesting features regarding the size and shape of objects, to analyze our GAN framework’s performance under various settings of mask resolution, objective function and Discriminator architecture. Results and discussions are presented in the following sections.

6.1. Analysis of the Objective Function:

How important are the adversarial components in the objective function of GAN Mask R-CNN? Can we train the framework using the adversarial components only?. To answer these questions, we isolate the effect of the adversarial terms by removing the second and third term of $L_{Generator}$ in Eq. (2) and retrain the GAN Mask R-CNN with this new objective function.

Table 9 and Figure 8 show the quantitative and qualitative results of our experiment. From table 9, we observe that training our framework with adversarial terms alone still gives comparable performance as in the baseline. Furthermore, we can clearly see the effect of adversarial term in pushing the model to produce better edge detection as shown in the figure.

Table 9: AP metric score for different objective functions, evaluated on the Phone Recycling validation set. We observe that using our combined loss give the best performance.

Loss Function	AP_{mask}	AP_{bbox}
Baseline Loss	0.5718	0.5486
Adversarial Loss	0.5684	0.5620

6.2. Analysis of the Discriminator architecture:

One of the main challenges in training GAN is that we need to make the generator and the discriminator equally powerful so they can learn effectively through competition. In this section, we report on ablation studies on the number of convolution layers used in the discriminator. Given the 28x28 size of the input to the Discriminator, we tried three different design choices for the number of convolution layers. Table 10 compares the AP metric score for both mask segmentation and object detection on Phone Recycling validation set. The table shows that using a shallow discriminator architecture may hurt the overall performance while using a deeper one can achieve superior result.

Table 10: AP metric score for different Discriminator architectures, evaluated on the Phone Recycling validation set. We observe that using 5 conv layers in the Discriminator architecture give the best performance.

Number of Conv layers in Discriminator	AP_{mask}	AP_{bbox}
3	0.5624	0.547
4	0.574	0.55
5	0.5923	0.5844




Figure 8: Instance segmentation result on different objective functions. Each row shows results trained under a different loss: the baseline loss in the top row, and our adversarial loss in the bottom row. By comparing the predicted boundary of each instance, we can observe that training Mask R-CNN framework with our adversarial loss produced sharper and better edge detection.