

What It Would Take to Use Mutation Testing in Industry—A Study at Facebook

Moritz Beller,^{*} Chu-Pan Wong,[‡] Johannes Bader,[§] Andrew Scott,^{*} Mateusz Machalica,^{*} Satish Chandra,^{*} Erik Meijer^{*}

^{*}*Probability*

Facebook, Inc.

Menlo Park, USA

{mmb, andrewscott, msm, satch, erikm}@fb.com

[‡]*Carnegie Mellon University (work done while intern at FB)*

Pittsburgh, USA

chupanw@cs.cmu.edu

[§] *Jane Street Capital (ex-employee, Facebook; work done while at Facebook)*

johannes-bader@hotmail.de

Abstract—Traditionally, mutation testing generates an abundance of small deviations of a program, called mutants. At industrial systems the scale and size of Facebook’s, doing this is infeasible. We should not create mutants that the test suite would likely fail on or that give no actionable signal to developers. To tackle this problem, in this paper, we semi-automatically learn error-inducing patterns from a corpus of common Java coding errors and from changes that caused operational anomalies at Facebook specifically. We combine the mutations with instrumentation that measures which tests exactly visited the mutated piece of code. Results on more than 15,000 generated mutants show that more than half of the generated mutants survive Facebook’s rigorous test suite of unit, integration, and system tests. Moreover, in a case study with 26 developers, all but two found information of automatically detected test holes interesting in principle. As such, almost half of the 26 would actually act on the mutant presented to them by adapting an existing or creating a new test. The others did not for a variety of reasons often outside the scope of mutation testing. It remains a practical challenge how we can include such external information to increase the true actionability rate on mutants.

Index Terms—Mutation Testing, Machine Learning, Getafix, Mutation Monkey

I. INTRODUCTION

Mutation testing is a way to assess the quality of the test suite of a software program [1]. Traditionally, mutation testing generates an abundance of small deviations of a program, called mutants. Mutants are generated by applying a mutation operator on the original program—e.g., deleting a method call, disabling an `if` condition, or replacing a magic constant—and checking whether the test suite “kills” these slightly altered versions of the original program by having at least one previously succeeding test fail. The ratio of how many mutants the test suite kills onto how many we generate is called the mutation score, ranging between 0 (no effective test) to 1 (the tests killed all mutants). Shy of merely telling whether a statement has been visited or not, many researchers

and practitioners argue that the mutation score as a metric is superior to traditional code coverage, as it truly exercises a program’s behavior [2], [3].

However, this traditional approach to mutation testing is problematic in two aspects: First, with more than 100 known principled ways to mutate source code, the space of mutated programs soon becomes prohibitively large to compute [4], let alone test, even for very small programs. It is no surprise then that most studies on mutation testing have been largely academic, a posteriori, come at large computational costs, or been performed almost exclusively on small projects [5]–[7]. Second, it is unclear how a developer should best achieve an increase in mutation score—and whether such an increase has practical benefits at all, besides increasing coverage metrics [8].

To address these problems, in this paper, we envision, implement, and evaluate an approach to make mutation testing 1) feasible at scale in practice and 2) actionable to the individual developer under the name of “Mutation Money.” At Facebook’s scale, we have to be diligent with which mutants we create, since we should not create mutants that would likely be killed by the test suite (for the reason of computational expense of running the test suite), or give no actionable signal to developers (for the reason of conserving developer time). We thus empirically learn error-inducing patterns from a corpus of common Java coding errors as well as from changes that caused operational anomalies at Facebook specifically. To the best of our knowledge, this marks the first time that learned mutation operators have been used in industry.

Building on Petrović’s and Ivanković’s work on surfacing an individual mutant [9], we then show developers not only which mutation slipped through the test suite, as exemplified in Figure 1 by making the `if` condition always true; we also give them information on which tests visited, but failed to kill a mutation. Developers could use this as a suggestion for

Test introducing a bug
 Author: mutation_monkey · Created Nov 17, 2019 · Last Updated Nov 17, 2019 11:33 PM

Summary
 This auto-generated diff is meant to inject a bug into your recent commit D48565446. We want to see if the test suite can catch it.
We are never going to land this diff. It is executed on Sandcastle in dry land mode only.
 Please share any feedback you might have in our group.

Comparing Base vs Version 0.1 Draft (Latest)

```

21     }
22
23     checkForEnablementChanges(oldBreakpoint, newBreakpoint, changes);
24     checkForHitCountChanges(oldBreakpoint, newBreakpoint, changes);
25     checkForSuspendPolicyChanges(oldBreakpoint, newBreakpoint, changes);
26     checkForConditionChanges(oldBreakpoint, newBreakpoint, changes);
27
28     // If no changes are identified at this point, add UNKNOWN change.
29     if (changes.isEmpty()) {
30       if (com.facebook.mutationtesting.MutationTestingLogger.log(true)) {
31         changes.add(BreakpointChangeType.UNKNOWN);
32       }
33     }
34     return changes;
35
36     /** Check for changes in breakpoint enablement. */
37     private static void checkForEnablementChanges(
38       Breakpoint oldBreakpoint, Breakpoint newBreakpoint, List<BreakpointChangeType> changes) {

```

Fig. 1. Exemplary mutant created by Mutation Monkey.

where and how to add a new or adapt an existing unit test to kill the mutation. We devised here a light-weight reverse test coverage logging infrastructure for Java at Facebook that transparently wraps around the mutations to provide real-time coverage information during test execution. To the best of our knowledge, this marks the first time these two normally opposed concepts [10], [11] have been combined.

In this paper, we perform two empirical case studies. In the first study, based on a two-month long execution of our mutation pipeline in practice, we assess

RQ1: How effective is the Mutation Monkey pipeline?

In the second study, we perform a randomized controlled trial with 26 software engineers at Facebook, in which we want to understand

RQ2: To which degree can location-based mutation testing incentivize the creation of developer tests?

In summary, in a period of two months, Mutation Monkey created over 15,000 mutants. Our results show that all of the 16 learned mutation operators had a similar survival rate of around 60–70%, which is significantly higher than the survival rate of generic mutation operators reported in industry (15% at Google [9]) and in academia (often lower than 10% [12], [13]). This indicates that *using learned and arguably more realistic mutation operators makes mutation testing much more efficient and usable at scale*, since fewer compute resources are wasted for the generation and execution of easily killed mutants. Further, the user study indicates that *almost all developers found the information of an identified test gap helpful* in principle. Only two saw no value in it, citing the infinite ways one could modify a given piece of code. Moreover, where we could provide information that there were existing test cases that already covered a piece of code, this information was often new or instrumental for developers in deciding whether to add a new test, and helped them in finding the right place for it.

While developers would already act in half of the presented mutants by creating or adapting a test case, we find that the largest inhibitor to this is insider information on the code, e.g., that this piece of code would soon be deprecated. It is a challenge how to integrate such information to further increase actionability. In summary, though, the results demonstrate that Mutation Monkey can be successful in making mutation testing actionable by driving people to create or adapt more test cases.

This paper makes the following contributions:

- Pioneering semi-automatic learning of mutation operators based on common Java bug patterns and Facebook-specific anomalies to make mutants more realistic.
- The first industrial implementation and deployment of this technique at Facebook under the name of *Mutation Monkey* for its mobile code base.
- An empirical study on the performance of Mutation Monkey, split into a quantitative study on the performance of mutation testing and a user study part involving 26 developers at Facebook.

II. BACKGROUND

A. Literature

Mutation Testing has been widely studied since its inception in the 1970s [1], [5], [14]. In this section, we describe the most relevant subset of the vast body of literature on mutation testing and how it relates to this article.

There are many works on reducing the costs of mutation testing [4], [15]–[18]. For example, Just et al. investigated whether mutants can serve as a valid substitute for real faults in a large empirical study [10]. They found that some traditional mutant operators were closer in resembling real faults than others. While their assessment at large was positive, they also found that traditional mutation operators do not expose certain types of real-world faults. In short, the above articles feature mainly academic case studies which aim to achieve a maximally high coverage while maintaining the smallest number of mutants or mutation operators. Our aim is different in that we want to present only the most relevant mutation to a developer to make it actionable to them. In contrast to the existing approaches that rely mostly on the more or less random generation of mutants, we do not have to filter a large amount of equivalent mutations due to our pattern-based approach—the patterns are largely non-equivalent by construction.

By contrast, the practical work by Petrović and Ivanković at Google is perhaps closest to ours [9]: They, too, integrated a scalable mutation analysis framework into the code review process. Similarly, we display the code changes Mutation Monkey generates via Facebook’s code review tool, Phabricator [19] (see Figure 1). Google reduces the computation amount by suppressing the generation of mutants for so-called arid nodes in the abstract syntax tree (AST, [20]), i.e., nodes and their transitive closure that are uninteresting to mutate, e.g., logging statements. Developers can further influence whether a given

mutation might be uninteresting by giving feedback on it. While it is unclear which percentage of mutants lead to a code action on the developers' part (creating or modifying a test case), Petrović and Ivanković reported an average usefulness rate of 75%. Instead of Google's manual process, we semi-automatically *learn* only interesting mutation operators complete with context in which to apply them. Consequently, Mutation Monkey's mutant operators are more complex and numerous than the five that Petrović and Ivanković used in their study. They also reported having generated and tested 1.1 million mutants and surfaced 150,000 mutants to developers, an order of magnitude more than in this paper. However, it also shows that around 90% of mutants at Google are potentially generated and tested wastefully.

Building on a similar realization, Bingham Brown et al. [21] performed work in which they derived mutations from developer changes mined through projects' version histories. They show that so-called wild-caught mutants capture faults that traditional mutation operators are unable to and are at least as effective as traditional mutation operators. Like Mutation Monkey, Bingham Brown et al. reverse what they make out to be bug-fixing changes to obtain mutation operators. However, they controversially assume that any small change is a bug fix. We, on the other hand, mine our changes from a corpus of proven-to-be faulty changes: common fault patterns and bug fixes to changes that caused outages at Facebook. Mutation Monkey therefore has a realistic fault data set and, due to its learning capabilities, is not artificially constricted to very small changes. Changes can, in principle, be arbitrarily complex and long. In addition, by performing automated clustering and working on the abstract syntax trees (AST) of changes, as well as capturing the code context in which a bug was inserted, Mutation Monkey's pattern learning and application strategy is, we argue, more sophisticated.

In our work, the developer is the final arbiter of which mutant leads to the adaptation of an existing or the creation of a new test case. However, some developers expressed the wish to have this automated. In their visionary work, Fraser and Zeller used the information available from mutation testing to generate unit test cases automatically [22]. However, in a real world system, the decision of whether, where, and how to adapt or create a test is complex and requires a holistic understanding of the test goal and strategy of the project [23].

B. Tools and Processes at Facebook

1) *Getafix*: Mutation Monkey relies on Getafix as its core component. Getafix [24] is a tool developed at and used by Facebook to automatically learn and apply code fixes to bugs uncovered by static analysis. When a developer at Facebook encounters certain static analyzer warnings during code review, e.g., for a null pointer, these warnings will come with an automated code change suggestion from Getafix to fix the flagged warning.

Using Getafix starts with a training phase. In it, we show Getafix a set of file pairs, parsed to ASTs. Each such pair contains the AST of a piece of code before and after a bug fix.

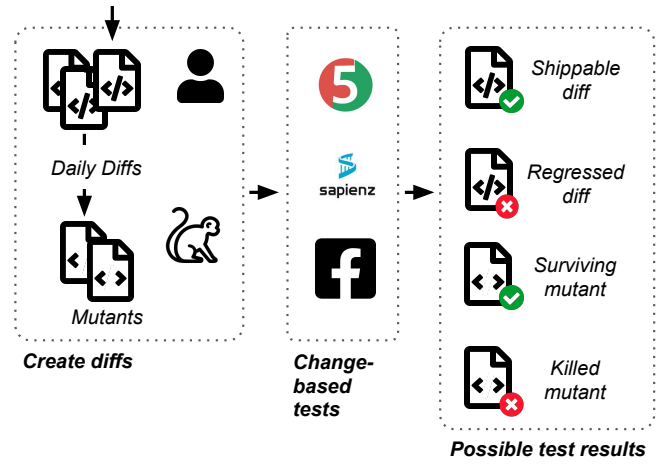


Fig. 2. Both regular daily code changes by developers and mutants by Mutation Monkey are subject to the change-based testing process.

Getafix then uses a tree-differencing algorithm to map AST nodes between the before and after ASTs. For each pair of nodes mapped, if there is any difference between the subtrees rooted at those nodes, these subtrees are selected to comprise a concrete instance of an edit. The matched subtrees for which there is no difference are discarded, allowing Getafix to focus on the changed part of the code only. Looking at the concrete edits of all set of file pairs, Getafix then uses a hierarchical clustering approach, combined with anti-unification, to find frequent tree structure patterns in all the before/after AST pairs it was given for training. This process is adept at extracting bug fixing patterns at varying levels of granularity, which enables Getafix to learn fixes for a wide range of bugs even in the presence of additional, unrelated edits. Tuning parameters allow the user to steer how close patterns have to be to each other for Getafix to cluster them together.

To generate a fix candidate with a before/after AST edit pattern, a buggy AST is scanned with the before AST from an edit pattern to find all matches, and each matched location is automatically transformed into the after AST. Once the fix is applied, we rank fixes by likelihood of being correct. For the top few fixes, we run the static analyzer that flagged a warning for the particular piece of code again to ensure that, after the application of the after AST edit pattern, the warning has in fact disappeared.

2) *Change-based testing*: Facebook maintains a comprehensive suite of unit, integration, and end-to-end tests for its mobile code base. Virtually all of these tests are eligible to run on changes submitted by developers at code review time, illustrated in Figure 2. To reduce testing load, upon submission of a code change, a machine-learned, predictive test selection strategy chooses a subset of tests to exercise, maintaining at least 99% chances of selecting a test that would have detected a regression [25]. In addition, there is a cascade of further automated quality checks in place, ranging from automated static analysis tools [26] to a search-based, automated testing approach called Sapienz [27]. It is in this environment that we have to integrate *Mutation Monkey*. Similar to how developers

can only ship a diff if all relevant checks passed, as Figure 2 shows, we only surface surviving mutants to developers.

To scale mutation testing at Facebook, we time submission of mutants such that they are tested outside of peak hours. Systems supporting testing changes submitted by developers typically see lower use between 7 p.m. and 7 a.m. Pacific time, which lets us evaluate hundreds to thousands of mutants per day without incurring noticeable infrastructure cost.

III. MUTATION MONKEY

In this section, we describe how Mutation Monkey works and is implemented at Facebook, outlined in Figure 3. There are in principle two separate processes, the training (top) and application (bottom) pipelines of Mutation Monkey.

A. Training: Semi-automatically learning new mutation operators from past changes

Figure 3(a) gives a graphical overview of how we learn mutants from faulty changes.

In the past, construction of mutation operators was mostly arbitrary: Researchers and developers envisioned small changes to source code that were intended to somehow change its behavior and then implemented them as templates. A typical example is changing a “+” to a “-” operator. This turned out to produce many mutants that either did not produce syntactically correct programs in the first place or that were easily killed by the most simple of tests.

Instead, we argue that by learning mutants from a corpus of previous real faults, we can produce more realistic—and thus, more actionable and harder to kill—mutants. Instead of fixing bugs, we use Getafix to place defects into the code. As the patterns Getafix learns consist merely of a before and an after AST, Getafix itself has no notion of what a bug-fixing and what a bug-introducing pattern is; going from a bug-fixing pattern to a bug-introducing pattern is simply done by *changing the before and after pairs in its training phase* or reversing the direction of its pattern application (both are equivalent to each other). For Mutation Monkey, we use Getafix to learn bug-inducing patterns from several different data sources:

1) *Defects4J*: Defects4J is a collection of reproducible bugs extracted from highly used Open Source Software projects written in Java [28]. At the time of our investigation, we used the latest available version 1.4.0 of the data set. From Defects4J, we obtained 516 file pairs of 438 random and real bug fixes from 6 open-source Java projects. In total, we learned 11 bug-inducing patterns from Defects4J.

2) *Production crashes*: Facebook tracks and maintains a database of crashes that happen in production. If there was a code patch associated with fixing such a crash, it is linked in the according task. In contrast to *Defects4J*, we do not directly obtain bug-inducing code changes this way. However, conceivably, by reversing a fix to a crash, we can (re-)introduce a crash, or at least an important part of a situation that lead to the crash. We surmise that armed with such evidence, instead of a fuzzy increase in mutation score, developers would be more willing to implement a test case that prevents such a

scenario. Consequently, we mine an archive of crash fixes, reverse their direction, and let *Getafix* learn their patterns. *Getafix* then produces a list of patterns ranked by frequency of occurrence. In line with previous research [29], the most highly ranked such pattern was the removal of a `null` check. We compiled a data set of more than 18,000 code fixes to crashes in Facebook’s mobile code base, and extracted 4 patterns from them.

3) *Test failures*: In addition to past production crashes, we compiled a second data set at Facebook comprising of small modifications that made an originally failing test pass, and vice versa. We mined this data set by looking at all commits (henceforth referred to as “diffs”) in the mobile code base that operated on Java code and that originally had at least one test fail on them. Then, the author made some a modification that lead to the same test passing (or vice versa). We mined 179 file pairs that flip test results from failed to passed (i.e., bug fixing changes) and 175 pairs that flip test results from passed to failed (i.e., code breaking changes). We synthesized 5 patterns from them.

Combining both Facebook-specific data sets, we extracted 7 unique bug-introducing patterns. In addition, we added a pattern introducing a null dereference manually, since we suspected it to be frequently applicable in practice, given prior domain knowledge. We ended up with 19 patterns in total.

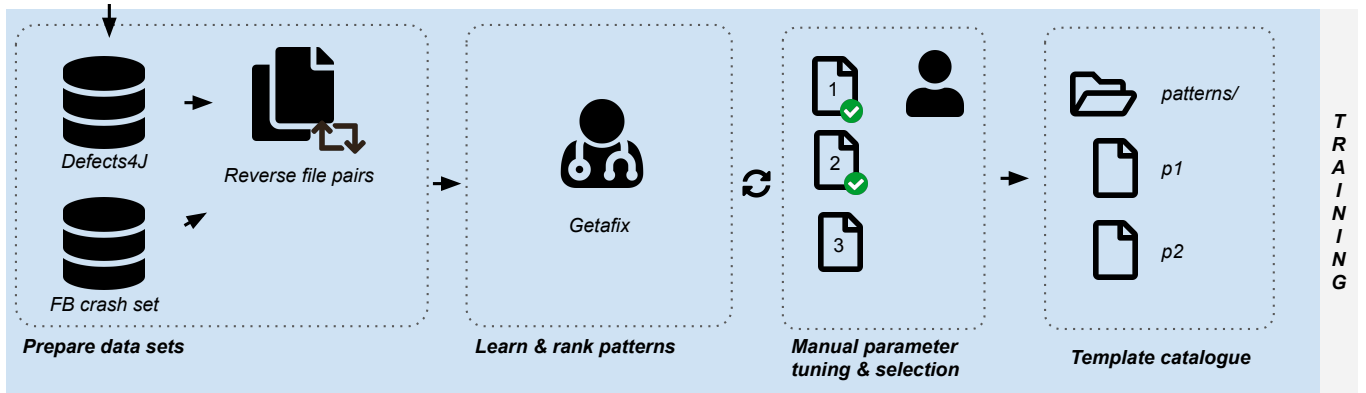
While learning, ranking and, generalizing of patterns from these data sets is automatic, it does involve hyper-parameter tuning of Getafix’s learning engine. It also requires expert assessment to choose which and how many patterns to implement. Finally, there is manual work involved in converting the patterns to mutation templates, e.g., to insert a wrapping call to the test logging infrastructure, as Figure 4 shows. This is why we call the learning semi-automatic.

B. Application: Automatically applying the learned mutation operators to generate mutants

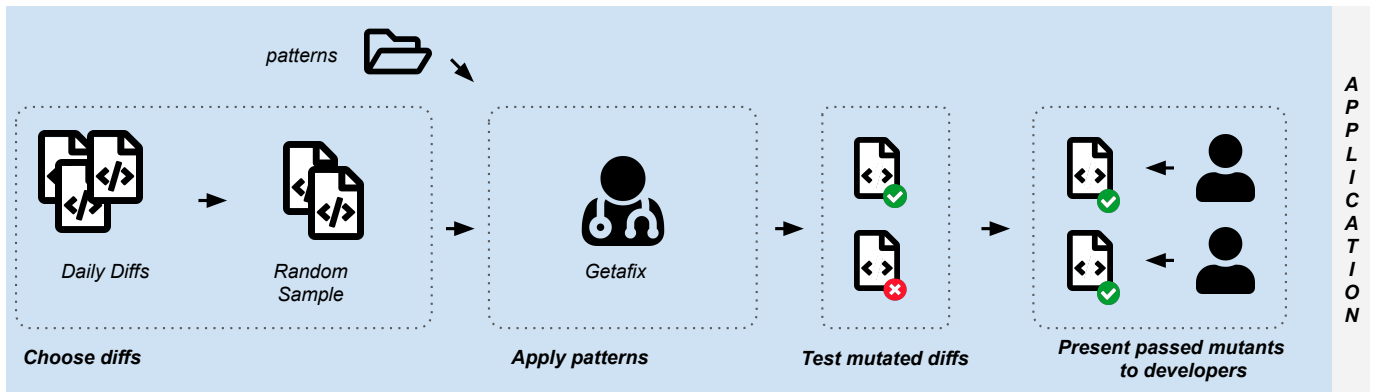
Figure 3(b) gives a graphical overview of how we apply the learned mutant templates to production code.

From an operational standpoint, the only difference in Mutation Monkey’s to Getafix’s application phase is that Getafix normally applies its bug-fixing patterns based on the signals of a static analysis warning. However, it has no such warning information to seed its mutations into for mutation testing because we place them into fully working code. Therefore, there are potentially many more places to seed mutations into than where bug-fixing patterns would apply. Similarly to Google, we avoid applying mutants in certain unprofitable spots, such as in direct logging calls [9]. Finally, the application of a mutation does not necessarily guarantee the creation of syntactically valid mutant program. To catch such faulty programs early, we run a light-weight syntax checker immediately after the generation of a mutant and before its submission as a diff.

To determine which, if any, of the automated tests kill a particular mutant by *Mutation Monkey*, we submit the mutant as a code change to the code review system. Figure 2 illustrates



(a) Mutation operator learning pipeline.



(b) Mutant creation/template application pipeline.

Fig. 3. Overview of the implementation of mutation testing at Facebook.

<pre>class A { void foo() { int a = b + 1; } }</pre>	<pre>class A { void foo() { int a = b + MutationTestingLogger.log(0); } }</pre>
--	---

Fig. 4. Exemplary learning pair for Getafix and pattern LITERAL_TO_ZERO.

how both mutants and code changes made by developers are subject to the same change-based testing process at Facebook and subject to all validation methods available at our disposal. We await completion of the validation process and use information typically shown to the author of the change to determine whether the mutant has been detected and by which test. In the end, we only present unkilld mutants.

C. Test Location Logging

In addition to making the mutation itself, we also insert a logging statement around the mutation. This is so that we can get information about which tests visited the mutated statement or block how many times. Our intuition was that armed with such knowledge, developers could more easily (1) make the right decision of whether to test a given piece of code and if so, (2) identify where to adapt or place such a new test.

IV. QUANTITATIVE EVALUATION

In our first empirical case study, we assess:

RQ1: How effective is the Mutation Monkey pipeline?

A. Study Design & Methods

To answer this question, we first derived a set of learned mutation operators, then integrated their application and evaluation in the daily testing and validation process at Facebook under the name “Mutation Monkey” (see Section III).

Among all diffs developers created in Facebook’s mobile code base in the past day, Mutation Monkey selects 100 diffs touching its `fbandroid` platform at random. It filters out any changes that do not occur in Java classes. Then, it sequentially tries to apply mutation operators on the changed Java lines in the given diff, until the first template applies successfully. Since, e.g., not all diffs touch an `if` statement, it is easy to see why not all patterns apply everywhere. This study design makes it harder to cross-compare different operators, but it allows us to draw conclusions on how many times a pattern

can occur in practice, which is an important signal for the creation and maintenance of mutation operators.

B. Results

Table I shows the statistics of various mutation templates. While kill rates are quite similar across mutation operators, there are large discrepancies in how many times a mutation template applied successfully. There were two operators with fewer than 100 applications (`REMOVE_EXPLICIT_CAST` and `FOR_OFF_BY_ONE`), which we do not report on here for statistical reasons. For example, the pattern `NULL_DEREFERENCE` was applicable 13 times more than the least applicable operator, `REMOVE_SYNCHRONIZED`. Interestingly, the pattern `REMOVE_SYNCHRONIZED` at 53% was also the most frequently discovered by tests.

Figure 5 shows the expanding average mutation kill rate over time for each mutation operator with at least 100 applied mutants (i.e., on day 1, it contains only the data of day 1, while on day 10, it contains all data up to and including day 10). The inherent jitter in the application of mutations is because of the realistic way we implemented the Mutation Monkey pipeline (see Section IV-A), which creates fewer or more mutations based on the diffs it chooses. Similarly, the well-testedness of the diffs in which a mutation happens to apply can bias a mutation operator’s kill rate when looking at a short time sample. We see that most mutation operators’ kill rate stabilizes between 30% to 40%. Overall, we observe that there seems to be largely no significant difference in the kill rate of most of our mutation operators.

Table II presents descriptive statistics on test coverage. Overall, all mutations were visited more than 3.5 million times (this includes cases where the mutation is recursively called or inside a loop). A set of 2,060 unique tests triggered these visits. The table also shows the diverging number of visits for surviving and killed mutants.

V. USER STUDY

In our second study, we perform a randomized controlled trial with 26 software engineers at Facebook, in which we want to understand

RQ2: To which degree can location-based mutation testing incentivize the creation of developer tests?

A. Study Design & Methods

From November 23rd until December 20th 2019, we conducted a user study in which we approached 29 developers and showed them an unkillable mutant.

The interviews were semi-structured, remote (via Facebook’s internal messaging system), and interactive, although the initiation could start asynchronously. We did this in an iterative way to refine the study protocol after the first three interviews, which we do not report on. Figure 6 shows the final version of the initiating messages we approached 29 developer with. Our goal was to assess whether 1) our mutants indeed revealed a possibly missing test, 2) developers would act on them (and even more importantly, if not, why not),

and 3) whether surfacing reverse test coverage for the precise mutation would be useful.

We prepared our study sample so it comprises 50% mutants with and 50% mutants without coverage information. We then contacted the author of each of the 29 diffs. If there was a diff that for some reason was unsuited for mutation, we picked another already generated diff for the same author. From the 29 diffs, we received suitable 26 answers (90% response rate). All but one respondent were software engineers in different teams (the one other respondent was a Manager). Their average tenure at Facebook was 2 years and 10 months, with a maximum of 7.6 years, and a minimum of 7 months.

After leading the interviews, we categorized them. Specifically, we set out to answer the five questions in Table III. Each interview should yield a ternary response to each of the questions, unless it was aborted early (e.g., in case the interviewee no longer responded). To categorize the interviews as unbiased as possible, the lead author of the study interpreted them with a time gap of half a year after doing them. In addition, a second author independently went through the interviews to rate them along each of the axes without further instructions. Then, both authors discussed their findings. While initial agreement was quite high, we noticed that the second author had a much higher use of the “unclear” category. In a grounded theory-inspired process, both authors went through their differences together. This changed some obvious miss-categorization on both authors’ assessments. In addition, some of the “unclear” ratings could be cleared up. In total, the first author changed 23 ratings (17.7% of all ratings) and the second 19 ratings (14.6%). This yielded an interrater reliability agreement of $\kappa = 1 - \frac{1-p_0}{1-p_e} = 1 - \frac{1 - \frac{15}{115+15}}{1 - \frac{1}{130^2} \cdot (62 \cdot 52 + 13 \cdot 12 + 55 \cdot 66)} = 1 - \frac{1-0.884}{1-0.414} = 0.802$. According to the interpretation guidelines by Fleiss et al. [30], this is considered “excellent.”

B. Results

Table III presents the assessment results of the interviews from the first author in an aggregated format. Not applicable summarizes all categories where we either did not ask this question, interviewees did not respond to it, or the flow of the conversation made asking the question redundant. In addition, we extracted one or two insightful quotes from participants and present them verbatim in Figure 7. In the following, we reference the quotes in the figure via the participant code PX.

The general impression from the interviews was that most—if not all—developers had not heard of the concept of mutation testing before. Still, close to 85% of interviewees found Mutation Monkey in the way we presented it to them to be a generally valuable tool that could support them in their testing efforts (P26).

When asked whether they would write a test for the specific gap we found, almost half (11) confirmed to do so (42.3%). This included three cases in which developers submitted a diff with tests independently from us after their original diff, but before we interviewed them.

Developers gave a plethora of reasons for not writing a test based on the mutants: Some wanted us to come up directly

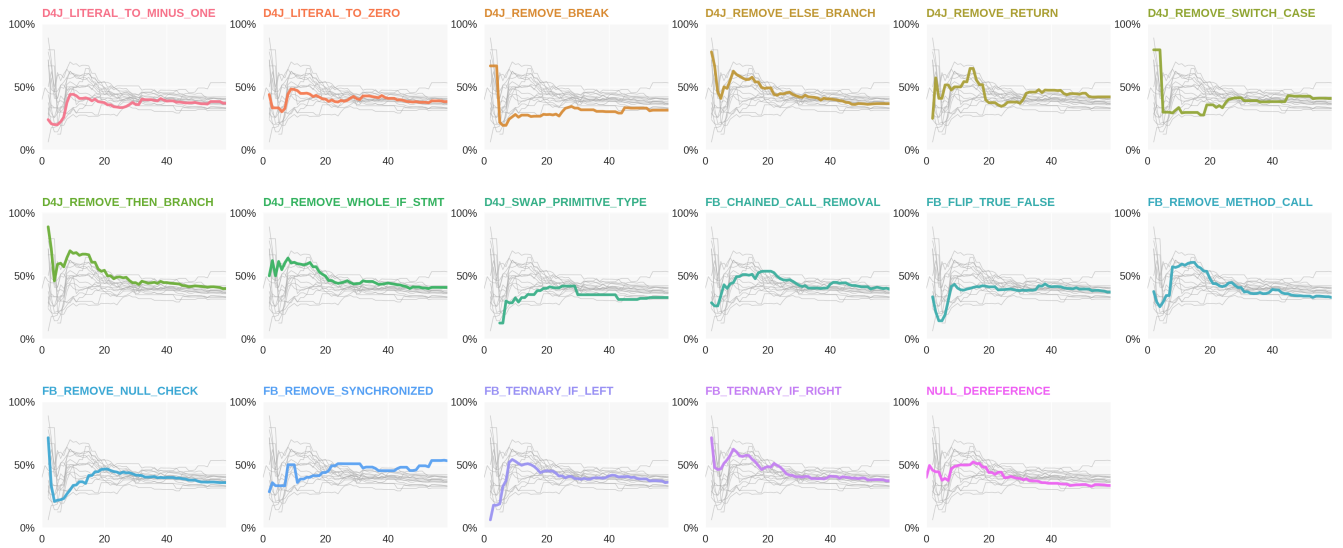


Fig. 5. Expanding average mutation kill rate over time for mutation operators with at least 100 mutants.

TABLE I
MUTATION OPERATOR STATISTICS FOR OPERATORS WITH AT LEAST 100 MUTANTS.

Mutation template name	Source	Occurrence	Kill rate	Template (simplified)
LITERAL_TO_MINUS_ONE	D4J	1,161	37.0%	$1 \rightarrow -1$
LITERAL_TO_ZERO	D4J	1,154	38.1%	$x \rightarrow 0$
REMOVE_BREAK	D4J	1,054	30.6%	case 1: A(); break; case 2: B(); \rightarrow case 1: A(); case 2: B();
REMOVE_ELSE_BRANCH	D4J	1,054	35.0%	else { ... } \rightarrow else {;}
REMOVE_RETURN	D4J	493	40.3%	return; \rightarrow ;
REMOVE_SWITCH_CASE	D4J	754	40.8%	case 1: A(); break; case 2: B(); \rightarrow case 1: A(); B();
REMOVE_THEN_BRANCH	D4J	1,030	39.9%	if(A) { ... } \rightarrow if(A) {;}
REMOVE_WHOLE_IF_STMT	D4J	1,143	40.0%	if(A) { ... } else if(B) { ... } else { C(); } \rightarrow ;
SWAP_PRIMITIVE_TYPE	D4J	167	32.3%	double a; \rightarrow int a;
CHAINED_CALL_REMOVAL	FB	1,042	39.4%	a.b(1).b(2).c(); \rightarrow a.b(1).c();
FLIP_TRUE_FALSE	FB	967	36.9%	if(a == true) \rightarrow if(a == false)
REMOVE_METHOD_CALL	FB	1,279	32.8%	a(); \rightarrow ;
REMOVE_NULL_CHECK	FB	808	34.9%	if(variable == null) { ... } \rightarrow ;
REMOVE_SYNCHRONIZED	FB	143	53.1%	synchronized Object foo() ... \rightarrow Object foo() ...
TERNARY_IF_LEFT	FB	677	36.2%	a ? b : c \rightarrow b
TERNARY_IF_RIGHT	FB	659	33.5%	a ? b : c \rightarrow c
NULL_DEREFERENCE	-	1,908	38.6%	String s; \rightarrow @javax.annotation.Nullable String s; s.toString();
Σ	2	15,493	-	

TABLE II
DESCRIPTIVE RESULTS OF THE MUTATION COVERAGE LOGGING.

# Unique test cases	# Visits of mutation in test cases	# Test case visits	# Tests case visits for surviving mutants	# Test case visits for killed mutants
2,060	3,586,793	15,522	3,612	11,910

with the test instead of just the test hole (P2, P19), similar to Fraser and Zeller [22]. Some indicated that we modified code that is of minor importance, e.g., modifying the value of a variable that is only used for logging (P4). The simple approach to filtering out logging lines (see Section III-B) was not enough in this case. In the future, we could compute the data flow or AST to check for such cases. One developer wrote that they would add a test immediately if the code was not about to be deprecated, a fact not visible from the code (P25). Some expressed that this was new code likely to undergo iteration before stabilizing, others that they do not

have time to write a test for it, and others still that the state of testing for this part of the code base was simply lacking.

VI. DISCUSSION

A. Interview Insights

From the interviews, it became quickly clear that most developers had not known mutation testing beforehand. Therefore, the way we surface a mutant to them is important. All developers eventually understood the concept behind it, but in most cases, the simplified explanation in our mutant diff did not suffice. In addition, some developers were confused by the

Line 1: Hey, Alisha!
 Line 2: I saw you recently committed D18848361. I did a tiny, buggy modification to your original diff in D18873388 (focus on the small actual code change, ignore the logging around it and the BUCK file). I wanted to see if the tests in `fbandroid` catch this slight change, that is, at least one test should fail on this buggy version. My 'faulty change' was based off of a set of common general and `fbandroid`-specific Java defect patterns.
 Line 3: The thing is: none of the existing tests (e2e, integration, unit) was able to catch this faulty change. In your opinion, does D18873388 possibly expose a lacking testing? :)
 Line X: Were you aware that there are Y different tests in `fbandroid/` that covered this particular mutation, but failed to kill it?

Fig. 6. Interview protocol with pre-defined text snippets.

P2: "But there is drawback here, since you actually can see, or find out the missing unit test. Instead of providing those diff to point out the potential unit test, why not just add those unit test? Unless you are able to generate those checking diffs automatically."
 P4: "but still that will just change the number that being sent to backend logging."
 P5: "Oh really? I didn't know that lol."
 P9: "So if I added screenshot test at the very beginning, I will get a lot of test failure tests."
 P19: "Are you building some cool bot that will add test automatically?"
 P20: "In this particular area of code, we've gone to great lengths to get people to write more unit tests. But, there are still [...] gaps, and I think that's okay."
 P25: "Yes. And I'm a bit disappointed that our e2e tests didn't catch that."
 P25: "If this weren't deprecated I'd create a task to fix it tomorrow. But it's deprecated, so for now I won't worry about it."
 P26: "[Mutation Monkey] seems like a useful way to prevent those overlookable bugs that really easily get committed."

Fig. 7. Quotes by participants.

TABLE III
 DESCRIPTIVE RESULTS OF THE USER STUDY WITH 26 DEVELOPERS.

Question	Agreed	Disagreed	Unclear/NA
Does the diff expose lack of testing?	84.6% (22/26)	7.7% (2/26)	7.7% (2/26)
Are such diffs helpful?	61.5% (16/26)	0% (0/26)	38.4% (10/26)
Are you going to add a test?	46.2% (12/26)	23.1% (6/26)	30.8% (8/26)
Was coverage information new?	26.9% (7/26)	15.3% (4/26)	57.7% (15/26)
Was coverage information helpful?	19.2% (5/26)	6.3% (1/26)	76.9% (20/26)

logging statement that we included in the mutation of the code to obtain coverage information; in such cases, we explicitly pointed out the actual mutation. Here, a better UI would allow us to hide the insertion of the logging information from developers (`MutationTestingLogger.log` in Figure 1) and instead let them focus on the actual code mutation at hand (`changes.isEmpty() → true`).

We observed that often, there was no relationship between the introduction of a small mutation and its explicit need to be tested. As P20 indicates, there could be arbitrarily many ways to mutate a program in ways that do not warrant tests. We tried to come around this problem by basing the mutation operators on past crashes at Facebook and other common error-inducing patterns, but this did not convince all developers.

In several cases, developers pointed to tests they had written which would actually catch the mutant we presented to them. At the time when we selected the diff to mutate, these tests were not available yet. In a sense, this is a very strong validation of the value of the learned mutation operators. At the same time, it raises the question how we would find such cases and not give an unnecessary signal. As we learned from P9, adding tests early might overload developers with noise from failing tests, particularly in rapidly changing code.

B. Coverage Information

Coverage of mutations reflects the state of testing at Facebook. We can attribute the fact that only a relatively small set of 2,060 unique tests is responsible for all mutation visits to the prevalence of screenshot and UI testing in the mobile code base. Moreover, as expected, we see that there is a strong correlation between the number of test cases covering a mutation and its kill state: there are almost four times as many test case loggings for such mutants, even though they are almost as frequent as unkillable mutants (see Table I).

While the results on the helpfulness on mutation coverage in Table III may initially seem low, we only had coverage information available for half of the diffs we assessed in the user study to begin with (see Section V-A). Moreover, since it was the last question, there could be many reasons why the interview ended prematurely. For the developers to which we could present this information, the majority appreciated it. Beyond what the numbers can tell, revealing this information seemed to make a large difference in the conversation flow (see, e.g., P5). Only one developer found the information not helpful because they were very familiar with the code and its associated tests.

C. Putting Mutation Kill Rates in Perspective

Comparing the results of mutation operators on different code bases is difficult, since they are inevitably tied to the thoroughness of the underlying test suite: A strong test suite might kill even the best of mutants, while a lax test suite might make one overrate the performance of the generated mutants. Hence, any comparison between mutant operators across programs must be consumed cautiously, even under the assumption that testing is at a similar maturity. In our case, we mutate production program code from Facebook’s mobile code base, which is under extensive unit, integration, and system testing. As such, we assume that testing is as thorough as is feasible in practice. The mutant survival rates we reported in this paper are far higher than those typically reported for traditional mutation operators [12], [13], in industry [9], or even of wild-caught mutants [21] that somewhat resemble Mutation Monkey’s. This is an indication that the mutants of Mutation Monkey are more adapted to its destination code base, have a higher specificity to finding actual test holes and bugs than traditional mutation operators, and are far more complex than the often 1- or 2 character in-place edits.

However, our conclusion is only evidence, not proof per se. We need more studies on other systems comparing a learned approach to previous, more traditional approaches of deriving mutation operators. For such a comparison, we would need an open benchmark stemming from a open-source system that not only features an industry-grade test suite (similar to Space [21], [31], frequently used in the evaluation of mutation operators because of its rigid test suite), but also a rich version control history along with a database of bug-inducing commits.

D. On The Value of Mutation Testing

The number of occurrences of a mutation operator does not yet attribute a value to the potential bugs found by the operator; but it indicates that some mutation operators might be more profitable in their bug finding capabilities than others when applied to real-world changes. For mutation operators for which we found a difference in the kill rate, this could indicate that developers are aware of intrinsically hard-to debug bugs, for example when they add “synchronized” to a method, and therefore tend to test more for it. The reverse could be true for inconspicuously looking code fragments like the ternary operator: As P26 put it, “those overlookable bugs that really easily get committed.” Fetching these can be a selling point for mutation testing.

A bottom-line question on the value of mutation testing is: Is adding tests to kill surviving mutants a superior way to prevent future bugs to other criteria to add tests? This question is important because developers are generally already pressed for time, and writing additional tests has a cost. Unfortunately, there is no easy way to answer it.

First, it is hard to estimate the likelihood that the mutants, if released, would actually cause observable defects. We perhaps could do this estimation by releasing the unkillable mutants in the field and catch operational abnormalities, but this carries the risk of causing increased user dissatisfaction. For this

reason, we strive to establish only that mutation testing is an effective way to encourage writing tests developers consider useful, as opposed to a stronger result that mutation testing is an effective way to encourage writing tests *that prevent real-world, costly regressions in production.*

Second, it is also hard to compare against (hypothetical) alternative strategies to spend testing budget that are potentially more productive in preventing future bugs. After all, the application has been in production for a while, is reasonably stable, and the test suite has some level of statement coverage already. We cannot point easily to obvious holes in testing that would be the first thing to plug.

In the end, we rely on a “social” proof. If the presentation of unkillable mutants—coupled with information that the mutants are representative of past bugs—motivates developers enough to write tests, then this is a good outcome; even if it is not known to be superior to other hypothetical strategies to add tests.

E. Threats to Validity

Flaky tests represent a concern in many large software systems [32], [33]. Mutation testing is based on the assumption that if a test suite passed on the original version of a program and (at least) one test fails on the mutated version, then this is due to the mutation itself. However, in the presence of flaky tests, this assumption no longer holds. By inserting a logging statement into the mutation, we can ensure that a test actually executed the mutated piece of code. We thus disregard failing test results from other parts of the system. We employed this—to the best of our knowledge—novel strategy, in addition to Facebook’s general strategy of disabling persistently flaky tests, to mitigate the issue of flaky tests outside a mutation.

One point of criticism to our study could be that we did not generate enough mutants. In fact, we only generated 15,493 mutants, compared to 322,972 by Brown et al. [21] and 1.1 million at Google [9]. The picture changes, though, when assessing (a) how many diffs we operate on (15,493 versus 77,000 at Google [9]) and (b) how many mutants could successfully be compiled (100% versus only 12-15% [21]), as all our mutants compile *by construction* (see Section II-B1). Moreover, it was the explicit goal of this paper to reduce the computational effort required to do mutation testing by lowering the number of mutants to generate and evaluate. Lastly, Figure 5 shows that, after some initial up and downs caused by daily fluctuations, the performance of mutation kill operators stabilized toward their long-term kill rate, indicating that we have obtained enough data to make accurate statements.

VII. FUTURE WORK & CONCLUSION

In this paper, we measured exactly which tests covered a mutation. In addition, it would be interesting to “upsert” the mutation logging statement into the surrounding body, method, and class. This way, we could obtain tests that did not exactly visit the mutation at hand, but came close. We surmise that such information might increase the helpfulness rating of the coverage information.

Concrete actionability on mutants is the end metric that matters. The factors that lead to no action on the developers' side often had nothing to do with the mutation per se. Instead, they regarded mostly contextual information about a spot of code, e.g., that this is an area that does not need testing or that would be deprecated soon, and hence any testing effort would be wasted. It is unclear how we can include such external information into Mutation Monkey, but it seems to be one component that could help increase its actionability.

Not all developers found the argument that the mutations are mined from past crashes and common bug patterns convincing enough to act. They argued that there is often a near-infinite number of ways to violate the contract of a program, and it is not a good idea for developers to write tests to exclude all of those. An idea to directly measure the impact of a mutant, and better justify why it needs a test, is to canary it in practice, i.e., ship the mutants to a small percentage of users. If error or performance metrics deteriorate, we could potentially convince developers more easily of the need to test for it.

In summary, this paper marks the first time complex mutation operators have been learned from past bug-inducing changes and seeded in a large industrial system, demonstrating the scalability of the approach. The high survival rates of the learned mutation operators indicates that they are better apt at finding test holes in the target system than most traditional operators. When faced with a mutant, the overwhelming majority of developers found such information helpful in principle and many developers were (or had) already taken action based on the identified test gap. Factors for not acting often lay outside the scope of Mutation Monkey. Finally, coverage information, where available, played an important role in helping developers understand a mutation better.

REFERENCES

- [1] R. A. DeMillo, R. J. Lipton, and F. G. Sayward, "Hints on test data selection: Help for the practicing programmer," *Computer*, vol. 11, no. 4, pp. 34–41, 1978.
- [2] R. Gopinath, C. Jensen, and A. Groce, "Code coverage for suite evaluation by developers," in *Proceedings of the 36th International Conference on Software Engineering*. ACM, 2014, pp. 72–82.
- [3] L. Inozemtseva and R. Holmes, "Coverage is not strongly correlated with test suite effectiveness," in *Proceedings of the 36th International Conference on Software Engineering*. ACM, 2014, pp. 435–445.
- [4] W. E. Wong and A. P. Mathur, "Reducing the cost of mutation testing: An empirical study," *Journal of Systems and Software*, vol. 31, no. 3, pp. 185–196, 1995.
- [5] Y. Jia and M. Harman, "An analysis and survey of the development of mutation testing," *IEEE Transactions on Software Engineering*, vol. 37, no. 5, pp. 649–678, 2011.
- [6] M. Papadakis, M. Kintis, J. Zhang, Y. Jia, Y. Le Traon, and M. Harman, "Mutation testing advances: an analysis and survey," in *Advances in Computers*. Elsevier, 2019, vol. 112, pp. 275–378.
- [7] M. P. Usaola and P. R. Mateo, "Mutation testing cost reduction techniques: a survey," *IEEE software*, vol. 27, no. 3, pp. 80–86, 2010.
- [8] B. H. Smith and L. Williams, "On guiding the augmentation of an automated test suite via mutation analysis," *Empirical software engineering*, vol. 14, no. 3, pp. 341–369, 2009.
- [9] G. Petrović and M. Ivanković, "State of mutation testing at google," in *Proceedings of the 40th International Conference on Software Engineering: Software Engineering in Practice*. ACM, 2018, pp. 163–171.
- [10] R. Just, D. Jalali, L. Inozemtseva, M. D. Ernst, R. Holmes, and G. Fraser, "Are mutants a valid substitute for real faults in software testing?" in *Proceedings of the 22nd ACM SIGSOFT International Symposium on Foundations of Software Engineering*. ACM, 2014, pp. 654–665.
- [11] P. Rijo, "An intro to mutation testing - or why coverage sucks," 2019, . Accessed November 18, 2019.
- [12] Z. Ahmed, M. Zahoor, and I. Younas, "Mutation operators for object-oriented systems: A survey," in *2010 The 2nd International Conference on Computer and Automation Engineering (ICCAE)*. IEEE, Feb. 2010. [Online]. Available: <https://doi.org/10.1109/iccae.2010.5451692>
- [13] M. A. Cachia, M. Micallef, and C. Colombo, "Towards incremental mutation testing," *Electronic Notes in Theoretical Computer Science*, vol. 294, pp. 2–11, Mar. 2013. [Online]. Available: <https://doi.org/10.1016/j.entcs.2013.02.012>
- [14] R. G. Hamlet, "Testing programs with the aid of a compiler," *IEEE transactions on software engineering*, no. 4, pp. 279–290, 1977.
- [15] A. J. Offutt and R. H. Untch, "Mutation 2000: Uniting the orthogonal," in *Mutation testing for the new century*. Springer, 2001, pp. 34–44.
- [16] R. Just, B. Kurtz, and P. Ammann, "Inferring mutant utility from program context," in *Proceedings of the 26th ACM SIGSOFT International Symposium on Software Testing and Analysis*, 2017, pp. 284–294.
- [17] E. F. Barbosa, J. C. Maldonado, and A. M. R. Vincenzi, "Toward the determination of sufficient mutant operators for c," *Software Testing, Verification and Reliability*, vol. 11, no. 2, pp. 113–136, 2001.
- [18] P. G. Frankl, S. N. Weiss, and C. Hu, "All-uses vs mutation testing: an experimental comparison of effectiveness," *Journal of Systems and Software*, vol. 38, no. 3, pp. 235–253, 1997.
- [19] I. Phacility, "Phabricator," 2020, . Accessed May 15, 2020.
- [20] I. Neamtiu, J. S. Foster, and M. Hicks, "Understanding source code evolution using abstract syntax tree matching," in *Proceedings of the 2005 international workshop on Mining software repositories*, 2005, pp. 1–5.
- [21] D. B. Brown, M. Vaughn, B. Liblit, and T. Reps, "The care and feeding of wild-caught mutants," in *Proceedings of the 2017 11th Joint Meeting on Foundations of Software Engineering*. ACM, 2017, pp. 511–522.
- [22] G. Fraser and A. Zeller, "Mutation-driven generation of unit tests and oracles," *IEEE Transactions on Software Engineering*, vol. 38, no. 2, pp. 278–292, 2011.
- [23] A. Spillner, T. Linz, and H. Schaefer, *Software testing foundations: a study guide for the certified tester exam*. Rocky Nook, Inc., 2014.
- [24] J. Bader, A. Scott, M. Pradel, and S. Chandra, "Getafix: Learning to fix bugs automatically," *Proc. ACM Program. Lang.*, vol. 3, no. OOPSLA, Oct. 2019. [Online]. Available: <https://doi.org/10.1145/3360585>
- [25] M. Machalica, A. Samylnin, M. Porth, and S. Chandra, "Predictive test selection," in *2019 IEEE/ACM 41st International Conference on Software Engineering: Software Engineering in Practice (ICSE-SEIP)*. IEEE, 2019, pp. 91–100.
- [26] M. Beller, R. Bholanath, S. McIntosh, and A. Zaidman, "Analyzing the state of static analysis: A large-scale evaluation in open source software," in *2016 IEEE 23rd International Conference on Software Analysis, Evolution, and Reengineering (SANER)*, vol. 1. IEEE, 2016, pp. 470–481.
- [27] N. Alshahwan, X. Gao, M. Harman, Y. Jia, K. Mao, A. Mols, T. Tei, and I. Zorin, "Deploying search based software engineering with sapienz at facebook," in *International Symposium on Search Based Software Engineering*. Springer, 2018, pp. 3–45.
- [28] R. Just, D. Jalali, and M. D. Ernst, "Defects4j: A database of existing faults to enable controlled testing studies for java programs," in *Proceedings of the 2014 International Symposium on Software Testing and Analysis*, 2014, pp. 437–440.
- [29] H. Osman, M. Lungu, and O. Nierstrasz, "Mining frequent bug-fix code changes," in *2014 Software Evolution Week-IEEE Conference on Software Maintenance, Reengineering, and Reverse Engineering (CSMR-WCRE)*. IEEE, 2014, pp. 343–347.
- [30] J. L. Fleiss, B. Levin, M. C. Paik *et al.*, "The measurement of interrater agreement," *Statistical methods for rates and proportions*, vol. 2, no. 212–236, pp. 22–23, 1981.
- [31] F. I. Vokolos and P. G. Frankl, "Empirical evaluation of the textual differencing regression testing technique," in *Proceedings. International Conference on Software Maintenance (Cat. No. 98CB36272)*. IEEE, 1998, pp. 44–53.
- [32] J. Bell, O. Legunsen, M. Hilton, L. Eloussi, T. Yung, and D. Marinov, "Deflaker: Automatically detecting flaky tests," in *2018 IEEE/ACM 40th International Conference on Software Engineering (ICSE)*. IEEE, 2018, pp. 433–444.
- [33] J. Micco, "Flaky tests at google and how we mitigate them," *Online* <https://testing.googleblog.com/2016/05/flaky-tests-at-google-and-how-we.html>, 2016.