

PROBING ACOUSTIC REPRESENTATIONS FOR PHONETIC PROPERTIES

Danni Ma¹ Neville Ryant² Mark Liberman²

¹Department of Computer and Information Science, University of Pennsylvania

²Linguistic Data Consortium, University of Pennsylvania

ABSTRACT

Pre-trained acoustic representations such as wav2vec and DeCoAR have attained impressive word error rates (WER) for speech recognition benchmarks, particularly when labeled data is limited. But little is known about what phonetic properties these various representations acquire, and how well they encode transferable features of speech. We compare features from two conventional and four pre-trained systems in some simple frame-level phonetic classification tasks, with classifiers trained on features from one version of the TIMIT dataset and tested on features from another. All contextualized representations offered some level of transferability across domains, and models pre-trained on more audio data give better results; but overall, DeCoAR, the system with the simplest architecture, performs best. This type of benchmarking analysis can thus uncover relative strengths of various proposed acoustic representations.

Index Terms— probing, pre-trained acoustic representations, phonetic knowledge, domain mismatch

1. INTRODUCTION

Inspired by the success of pre-trained word representations [1, 2], there has been increasing interest in *unsupervised* learning of distributed vector representations from acoustic data, which allows the representations to be pre-trained once and then used repeatedly for other tasks. These models [3, 4, 5, 6] aim to map acoustic sequences to a latent embedding space, in which vector distance provides estimates of phonetic similarities. Specifically, the audio segments that sound alike would have close vector representations in the embedding space.

More recent work has considered incorporating contextual information in the pre-training stage, and model the use of frames in context of the entire input sequence. The pre-training objectives, usually using self-supervised learning, include next step prediction [7, 8], masked acoustic modeling [9, 10, 11], and connectionist temporal classification [12]. Pre-trained contextualized acoustic representations appear to be extremely effective. For example, wav2vec 2.0 [13] and DeCoAR [14] have attained state-of-the-art results for speech recognition on corpora such as Wall Street Journal (WSJ; [15]) and LibriSpeech [16]. More impressively, they produce

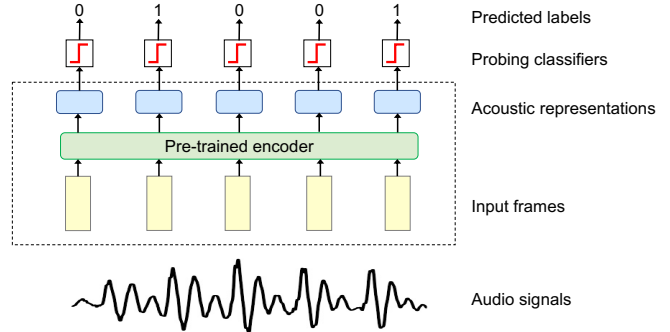


Fig. 1. An illustration of the model architecture used in probing experiments.

competitive results even when the amount of available labeled data is low – e.g., the wav2vec 2.0 LibriSpeech experiments use only *10 minutes* of labeled data.

The gains in ASR performance show that pre-trained representations encode high-level abstractions of acoustic sequences. Some past work has studied the information encoded in different layers of acoustic models. Thus [17] probe a trained end-to-end ASR system, synthesizing speech from hidden layers of the ASR model to examine the information maintained in each layer. [18] and [19] take the complexity of speech signals into account when tackling the robust ASR problem, and try to decompose speech signals at many levels. But little has been done to study the exact phonetic information these representations are using to make predictions.

In this paper, we focus on the following questions:

- (1) At what level of granularity can pre-trained representations capture phonetic knowledge?
- (2) What are the advantages of pre-trained representations over conventional acoustic features (MFCCs, filterbanks) in acquiring phonetic information in speech data?
- (3) How good are these representations when adapting to different domains?

Inspired by [20, 21], we address these questions via a series of probing experiments, which attempt to measure how

well information about phonetic structure can be extracted from representations. Each experiment has the same format: a simple classifier attempts to predict frame-wise labels using the last layer of a pre-trained encoder as features. Performance of these classifiers is taken as a proxy for how well the representation encodes the relevant phonetic differences; i.e., if a simple classifier is able to successfully perform phone classification using **only** the pre-trained encoder’s output as features, this is evidence that the encoder has learned relevant phonetic properties. For a visual depiction of this architecture, see Figure 1.

Using this paradigm, we produce a systematic comparison between several popular pre-trained acoustic representations. We analyze both their capacity for encoding phonetic information at different levels of granularity – speech, vowel, and phone – as well as their ability to generalize across domains. Our experimental results reveal the following findings:

- (1) All pre-trained representations outperform conventional acoustic features for these tasks.
- (2) For all representations, performance on the probing tasks drops as the granularity of the phonetic knowledge required grows finer. For example, classifiers perform best on speech activity detection, and worst for phone classification.
- (3) The different pre-trained representations differ dramatically in how well they perform, despite being conceptually similar and using the same pre-training data.
- (4) Pre-trained encoders appear to be more invariant to domain than conventional acoustic features. Across classification tasks, the drop in performance when there is a train/test domain differ is far lower for pre-trained encoders such as DeCoAR than for conventional acoustic features.

2. ACOUSTIC REPRESENTATION MODELS

For our probing experiments, we consider four pre-trained acoustic representations¹:

- **wav2vec** [8] is an extension of *word2vec* [1] to the audio domain. It consists of a multi-layer CNN operating on raw speech samples and optimized using a noise contrastive binary classification task. We use the *wav2vec.large* model distributed by *fairseq*² [22].
- **vq-wav2vec** [23] is an extension of *wav2vec* that adds a self-supervised prediction task. In a first step, discrete labels are assigned to each frame by quantizing

¹We focus on these models because they are most likely to be used by researchers, and their pre-trained weights and code are publicly available.

²<https://github.com/pytorch/fairseq/tree/master/examples/wav2vec>

the dense outputs of a *wav2vec* encoder using either a Gumbel-Softmax or k-means clustering. This label sequence is then used as input to BERT pre-training [24] and the hidden activations of the resulting BERT model used as the acoustic representation. We use the *bert_kmeans* model distributed by *fairseq*.

- **Mockingjay** [10] is a direct adaptation of BERT to the acoustic domain. A transformer is trained to reconstruct masked filterbank outputs using an L1 loss function. We use the implementation from the S3PRL toolkit [25] and the *LinearLarge-libri* checkpoint.
- **DeCoAR** [14] is inspired by ELMo [26]. Like Mockingjay, it is a bidirectional encoder trained under a reconstruction loss, though it uses a bidirectional LSTM instead of a transformer as its encoder. Conceptually, it is the simplest of the pre-trained representations. We use the implementation from Amazon’s *speech-representations* GitHub repo³ with the *decoar-encoder-29b8e2ac* checkpoint.

Basic information about these four representations, including output dimensionality and pre-training corpus, are available in Table 1.

In addition, we consider two non-pretrained acoustic representations:

- **MFCC** – 40-D Mel frequency cepstral coefficients (MFCCs)
- **fbank** – 40-D Mel scale filterbank outputs

The MFCC and filterbank features are extracted using *librosa* [27] with a 10 ms step size and a 35 ms analysis window. For both feature types, we concatenate an 11-frame context (5-1-5), yielding a final feature dimension of 440.

Model	Dimensionality	Encoder	Unlabeled data
wav2vec	512	CNN	960h Libri.
vq-wav2vec	768	CNN	960h Libri.
Mockingjay	768	Transformer	360 Libri.
DeCoAR	2048	Bi-LSTM	960h Libri.

Table 1. Basic information about pre-trained acoustic representation models used in this paper. *Encoder*: the pre-trained encoder; *Unlabeled data*: the amount of unlabeled data used for pre-training; *Libri*: LibriSpeech.

3. PROBING SET-UP

3.1. The prediction tasks

For our probing tasks, we select five frame-level prediction tasks: speech activity detection (SAD), sonorant detection,

³<https://github.com/aws-labs/speech-representations>

Task	SAD			vowel detection			sonorant detection			fricative detection			phone classification			
	Classifier	LR	SVM	NN	LR	SVM	NN	LR	SVM	NN	LR	SVM	NN	LR	SVM	NN
<i>Baseline representations</i>																
Majority	92.48			60.92			72.14			28.47			1.13			
fbank	93.18	87.05	96.48	84.83	78.65	89.03	91.93	90.80	94.28	59.70	56.20	75.40	38.25	15.92	46.10	
MFCC	93.33	85.8	96.32	84.68	77.32	88.98	91.77	88.53	94.42	60.27	50.17	74.98	38.02	17.65	46.00	
<i>Pre-trained representations</i>																
wav2vec	97.08	97.18	97.67	87.92	87.92	90.43	93.55	93.43	94.72	72.97	72.45	79.42	61.63	56.50	62.18	
vq-wav2vec	93.58	93.62	96.62	72.65	72.95	75.85	81.02	81.48	83.62	45.02	45.03	49.45	13.27	7.97	14.25	
Mockingjay	96.87	96.84	97.60	84.44	84.58	86.15	90.92	91.10	91.82	67.24	67.61	73.55	40.61	33.52	47.52	
DeCoAR	97.72	97.63	98.22	89.15	89.17	91.03	94.35	94.32	95.18	77.53	77.62	82.02	67.10	63.23	67.23	

Table 2. Average in-domain performance on all probing tasks. Numbers reported are the average of F1 scores on six TIMIT datasets. The best result for each task is bolded. *LR*: logistic regression; *SVM*: max-margin; *NN*: neural network.

vowel detection, fricative detection and phone classification. The first four tasks are binary classification tasks, which require determining whether or not a frame belongs to a chosen phonetic class (e.g., speech vs non-speech, sonorant vs non-sonorant, etc). The last task, phone classification, is a multi-way classification task that requires determining which of 39 phones a frame belongs to. Together, these tasks cover a range of phonetic phenomena differing greatly in their granularity, ranging from the superficial (distinguishing speech from non-speech) to very fine-grained (distinguishing between individual phones).

Frame labels are assigned using the manual phone-level segmentation distributed with TIMIT. For the binary classification tasks, the target classes are defined as follows:

- **fricative**: ch, dh, f, hh, jh, s, sh, th, v, z, zh
- **vowel**: aa, ae, ah, ao, aw, ax, ax-h, axr, ay, eh, el, em, en, eng, er, ey, ih, ix, iy, ow, oy, uh, uw, ux
- **sonorant**: aa, ae, ah, ao, aw, ax, ax-h, axr, ay, eh, el, em, en, eng, er, ey, ih, ix, iy, l, m, n, ng, nx, ow, oy, r, uh, uw, ux, w, y
- **speech**: aa, ae, ah, ao, aw, ax, ax-h, axr, ay, b, bcl, ch, d, dcl, dh, dx, eh, el, em, en, eng, er, ey, f, g, gcl, hh, hv, ih, ix, iy, jh, k, kcl, l, m, n, ng, nx, ow, oy, p, pcl, q, r, s, sh, t, tcl, th, uh, uw, ux, v, w, y, z, zh

For the phone classification task, we train using the full 61 phone set, then map to the standard 39 phone set used for TIMIT phone classification experiments [28].

3.2. Datasets

For our probing experiments, we utilize the standard TIMIT [29] plus five TIMIT derivatives:

- **NTIMIT** [30] – derived by retransmitting the original TIMIT utterances over a telephone handset and the NYNEX telephone network; each utterance was transmitted on a separate call, so there is large variation in channel conditions

- **CTIMIT** [31] – generated by transmitting TIMIT over cellular telephone handsets; the transmitting handset was located inside an acoustically isolated cage mounted inside a van driving around New England and the corpus exhibits many transmission related artifacts such as crosstalk, dropout, and low SNR
- **FFMTIMIT** [32] – alternate free-field microphone recordings from the original TIMIT recording sessions
- **STC-TIMIT** [33] – similar to NTIMIT, but all recordings sent through the same telephone channel
- **WTIMIT** [34] – retransmission of the TIMIT files over a 3G AMR-WB mobile network using Nokia 6220 handsets; much higher quality than CTIMIT

NTIMIT and STC-TIMIT are narrowband speech, while the remaining variants are wideband. All experimental results are reported using the full test set.

3.3. Probing classifiers

We consider three simple probing classifiers:

- **LR** – logistic regression as implemented by *sklearn*'s [35] *LogisticRegression* class
- **SVM** – a max-margin classifier fit using *sklearn*'s *SGDClassifier* class
- **NN** – a simple feedforward neural network consisting of two fully-connected layers of 128 ReLUs. The network was trained for 50 epochs with early stopping using *skorch* [36].

Because the input representations vary greatly in their dimensionality (ranging from 440 to 2,048), the input features are reduced to 400 dimensions prior to fitting to eliminate this potential confound. Dimensionality reduction is performed by applying singular value decomposition to the features and selecting the top 400 singular vectors.

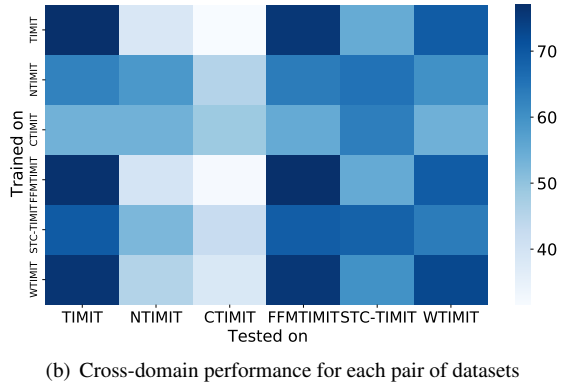
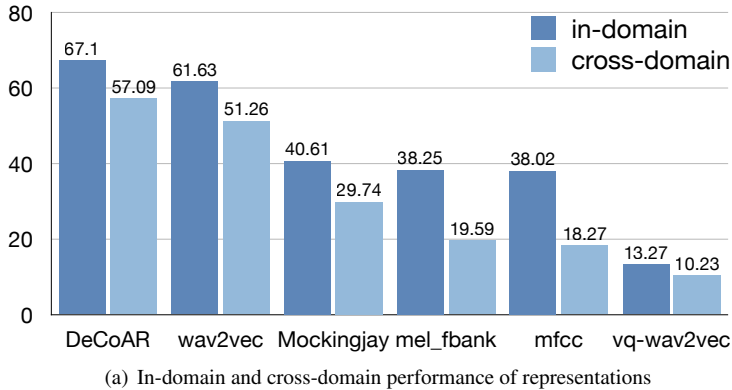


Fig. 2. Average performance for **phone classification**. Results are reported as macro-averaged F1 scores. *Left:* The left bar in each subgroup represents the average in-domain performance (i.e., the training and test set are from the same dataset). Similarly, the right bar represents the average cross-domain performance. *Right:* Cross-domain performance of DeCoAR. Each cell represents the probing result for one pair of training and test set combination. Darker color means better results.

For all tasks, we also report the result of a baseline (**Majority**) that assigns to each frame the most frequent label in the training set.

4. EXPERIMENTAL RESULTS

Table 2 compares different representations and baselines on prediction tasks. It is evident that performance varies greatly as a function of both representation and task, which we will touch on in the subsequent sections. However, we see little variation in performance of the three classifiers. Thus, to simplify exposition, we present only results from logistic regression in the remainder of the paper.

4.1. Comparison of representations

All the contextualized representations encode some amount of phonetic information, but DeCoAR performs best across all the tasks, and shows strong generalization ability.

While all pre-trained representations outperform the baselines for SAD, we note that a consistent pattern emerges for other tasks. As the tasks require finer-grained phonetic knowledge, they become harder with performance decreasing for all combinations of representation and classifier. Moreover, we see increasing variance in the performance with increasing task difficulty.

Specifically, DeCoAR and wav2vec have encoded rich phonetic knowledge during the pre-training phase, and their performances do not drop much when the probing task becomes more difficult. On the contrary, vq-wav2vec is seriously underperforming, yielding even worse results compared to MFCC/filterbank. We take phone classification task and neural network classifier for example, DeCoAR has achieved an F1 score of **67.23**, while vq-wav2vec only achieves **14.25** under the same setting.

Task	fricative	vowel	sonorant	SAD
Conditional entropy	0.9449	0.8615	0.8350	0.5835

Table 3. In-domain conditional entropy (CE) in bits for binary classification tasks on CTIMIT using vq-wav2vec. Maximum possible CE: 1.

4.2. Task difficulty

If a task is too easy, it provides little information about the relative strengths of different representations. For example, Table 2 demonstrates that every representation performs well on SAD. Even the majority baseline can achieve an F1 score over 90. Therefore, SAD is not a good probing task to distinguish among representations. In this section, we investigate task difficulty quantitatively.

We calculate the conditional entropy (CE) for each binary prediction task using vq-wav2vec, and rank the difficulty of tasks by CE. Table 3 shows the ranking. Fricative detection is proved to be the most difficult task. While there is a big gap between SAD and the other three tasks, indicating that SAD is a significantly easier task. These numbers are consistent with our assumption and suggest that information-rich tasks can better evaluate representations.

4.3. Domain mismatch

All the previous discussion is focusing on in-domain performance. We have not yet considered what the results look like when the probing classifier is tested in a different dataset. In this section, we analyze domain mismatch in different TIMIT variants. We will experiment on phone classification task, because it is difficult and representations show great differences. In general, the most extreme combinations of task and domain

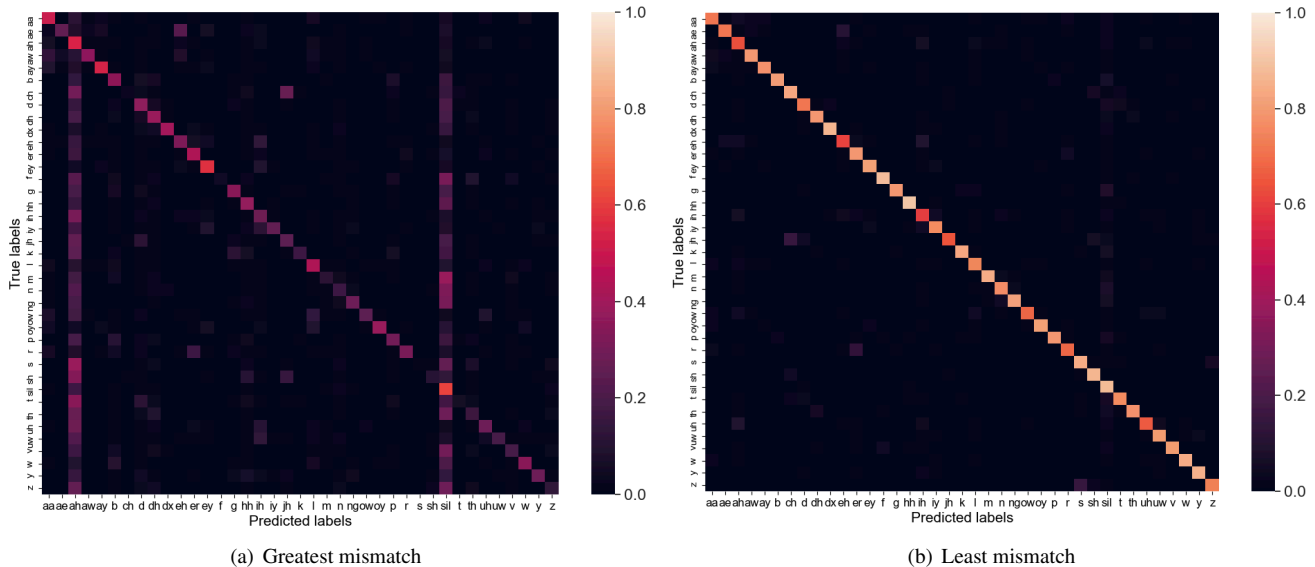


Fig. 3. Confusion matrices for phone classification. Both use DeCoAR. (a) An instance of greatest mismatch: trained on FFMTIMIT, tested on CTIMIT. CE: **3.1845**. Maximum possible CE: 5.2854. (b) An instance of least mismatch: trained on FFMTIMIT, tested on TIMIT. CE: **1.5975**.

mismatch will tell the most about how good a representation model is.

Figure 2(a) illustrates the in-domain and cross-domain performance of all the representations. DeCoAR again exhibits very strong transferability, while vq-wav2vec behaves poorly, similar to its performance in the in-domain setting. We also notice a significant performance drop in MFCC and filterbank when switching to cross-domain. Although they both incorporate information from neighboring frames, this ad-hoc “contextualization” is not comparable to pre-trained features which encode general phonetic patterns. Therefore, pre-training improves both the generalization ability and domain invariability of a representation. We are also interested in which dataset is the most difficult. Figure 2(b) presents the results of each combination of training and test set among six TIMITs. There is obvious decline of performance when the model is tested on CTIMIT, making it the hardest dataset. As described in [31], CTIMIT contains lots of background noise from traffic, and has the most severe recording environment.

To better understand how difficult CTIMIT is, we take DeCoAR as an example, measure the conditional entropy and visualize predictions and true labels in Figure 3(a). The confusion matrix indicates that most errors come from misclassifying labels to “sil” and “ah”. “sil” is the most frequent phone in all TIMITs, and it becomes the last resort when a classifier fails to distinguish features. But why there are so many false positives for “ah” remains to be investigated.

In comparison, we swap the test set with TIMIT, and also visualize the result in Figure 3(b), with all other settings remaining the same. Not surprisingly, the performance

becomes much better, and close to the result of in-domain performance. This is because FFMTIMIT and TIMIT and highly similar, as discussed in Section 3.2. From an information theoretical point of view, the conditional entropy for the greatest mismatch case is twice as much as its counterpart on the right. These two examples illustrate that CTIMIT is twice as difficult as TIMIT for a system to make predictions in phone classification.

In conclusion, out-of-domain generalization is still difficult for all the representations, including those with extensive pre-training. We find an average of **54.65%** performance drop when a classifier is tested in noisier domains in phone classification task. Suggestively, one future direction for improving pre-trained acoustic representations is to increase their robustness and transferability.

5. CONCLUSION

We compared the performance of various acoustic representations on various phonetic classification tasks. These tasks are of different difficulty, and require different granularity levels of phonetic information. We find that probing tasks requiring finer-grained phonetic knowledge are more challenging, and that pre-training enhances generalization ability and cross-domain performance. In addition, we observe a significant performance drop when testing in a noisy target domain, indicating that this is still a major challenge.

We hope that our analysis will motivate more research on the interpretability of acoustic representations. There are many fascinating directions for future work. First, it is in-

teresting that the system with the simplest architecture, De-CoAR, performs best overall. Given also that wav2vec and vq-wav2vec are pre-trained with similar tasks on the same data, but achieve very different performance, broader probes of encoder architecture are warranted. Second, it is worth investigating how pre-training methods affect the generalization ability of representations. Lastly, we hope to see improvement on robustness in new pre-trained representations.

6. REFERENCES

- [1] Tomas Mikolov, Ilya Sutskever, Kai Chen, Greg S Corrado, and Jeff Dean, “Distributed representations of words and phrases and their compositionality,” in *NIPS*, 2013, pp. 3111–3119.
- [2] Jeffrey Pennington, Richard Socher, and Christopher D Manning, “Glove: Global vectors for word representation,” in *Proc. EMNLP*, 2014, pp. 1532–1543.
- [3] Samy Bengio and Georg Heigold, “Word embeddings for speech recognition,” in *Proc. INTERSPEECH*, 2014.
- [4] Herman Kamper, Weiran Wang, and Karen Livescu, “Deep convolutional acoustic word embeddings using word-pair side information,” in *Proc. ICASSP*, 2016, pp. 4950–4954.
- [5] Yu-An Chung, Chao-Chung Wu, Chia-Hao Shen, Hung-Yi Lee, and Lin-Shan Lee, “Audio Word2Vec: Unsupervised learning of audio segment representations using sequence-to-sequence autoencoder,” *Proc. INTERSPEECH*, pp. 765–769, 2016.
- [6] Wanjia He, Weiran Wang, and Karen Livescu, “Multi-view recurrent neural acoustic word embeddings,” *Proc. ICLR*, 2016.
- [7] Aaron van den Oord, Yazhe Li, and Oriol Vinyals, “Representation learning with contrastive predictive coding,” *arXiv preprint arXiv:1807.03748*, 2018.
- [8] Steffen Schneider, Alexei Baevski, Ronan Collobert, and Michael Auli, “wav2vec: Unsupervised pre-training for speech recognition,” in *Proc. INTERSPEECH*, 2019, pp. 3465–3469.
- [9] Xingchen Song, Guangsen Wang, Zhiyong Wu, Yiheng Huang, Dan Su, Dong Yu, and Helen Meng, “Speech-XLNet: Unsupervised acoustic model pre-training for self-attention networks,” *arXiv preprint arXiv:1910.10387*, 2019.
- [10] Andy T Liu, Shu-wen Yang, Po-Han Chi, Po-chun Hsu, and Hung-yi Lee, “Mockingjay: Unsupervised speech representation learning with deep bidirectional transformer encoders,” in *Proc. ICASSP*, 2020, pp. 6419–6423.
- [11] Po-Han Chi, Pei-Hung Chung, Tsung-Han Wu, Chun-Cheng Hsieh, Shang-Wen Li, and Hung-yi Lee, “Audio ALBERT: A lite BERT for self-supervised learning of audio representation,” *arXiv preprint arXiv:2005.08575*, 2020.
- [12] Shaoshi Ling, Julian Salazar, Yuzong Liu, Katrin Kirchhoff, and AWS Amazon, “BERT-phone: Phonetically-aware encoder representations for utterance-level speaker and language recognition,” in *Proc. Odyssey*, 2020, pp. 9–16.
- [13] Alexei Baevski, Henry Zhou, Abdelrahman Mohamed, and Michael Auli, “wav2vec 2.0: A framework for self-supervised learning of speech representations,” *arXiv preprint arXiv:2006.11477*, 2020.
- [14] Shaoshi Ling, Yuzong Liu, Julian Salazar, and Katrin Kirchhoff, “Deep contextualized acoustic representations for semi-supervised speech recognition,” in *Proc. ICASSP*, 2020, pp. 6429–6433.
- [15] John Garofalo, David Graff, Doug Paul, and David Pallett, *CSR-I (WSJ0) Complete (LDC93S6A)*, Linguistic Data Consortium, Philadelphia, 2007.
- [16] Vassil Panayotov, Guoguo Chen, Daniel Povey, and Sanjeev Khudanpur, “Librispeech: an ASR corpus based on public domain audio books,” in *Proc. ICASSP*, 2015, pp. 5206–5210.
- [17] Chung-Yi Li, Pei-Chieh Yuan, and Hung-Yi Lee, “What does a network layer hear? analyzing hidden representations of end-to-end ASR through speech synthesis,” in *Proc. ICASSP*, 2020, pp. 6434–6438.
- [18] Santiago Pascual, Mirco Ravanelli, Joan Serrà, Antonio Bonafonte, and Yoshua Bengio, “Learning problem-agnostic speech representations from multiple self-supervised tasks,” *Proc. INTERSPEECH*, pp. 161–165, 2019.
- [19] Mirco Ravanelli, Jianyuan Zhong, Santiago Pascual, Pawel Swietojanski, Joao Monteiro, Jan Trmal, and Yoshua Bengio, “Multi-task self-supervised learning for robust speech recognition,” in *Proc. ICASSP*, 2020, pp. 6989–6993.
- [20] Nelson F Liu, Matt Gardner, Yonatan Belinkov, Matthew E Peters, and Noah A Smith, “Linguistic knowledge and transferability of contextual representations,” in *Proc. NAACL-HLT*, 2019, pp. 1073–1094.
- [21] Alexis Conneau, Germán Kruszewski, Guillaume Lample, Loïc Barrault, and Marco Baroni, “What you can cram into a single &!#* vector: Probing sentence embeddings for linguistic properties,” in *Proc. ACL*, 2018, pp. 2126–2136.

- [22] Myle Ott, Sergey Edunov, Alexei Baevski, Angela Fan, Sam Gross, Nathan Ng, David Grangier, and Michael Auli, “fairseq: A fast, extensible toolkit for sequence modeling,” in *Proc. NAACL (Demonstrations)*, 2019, pp. 48–53.
- [23] Alexei Baevski, Steffen Schneider, and Michael Auli, “vq-wav2vec: Self-supervised learning of discrete speech representations,” in *Proc. ICLR*, 2019.
- [24] Jacob Devlin, Ming-Wei Chang, Kenton Lee, and Kristina Toutanova, “Bert: Pre-training of deep bidirectional transformers for language understanding,” in *Proc. NAACL*, 2019, pp. 4171–4186.
- [25] Andy T. Liu and Yang Shu-wen, “S3prl: The self-supervised speech pre-training and representation learning toolkit,” 2020.
- [26] Matthew Peters, Mark Neumann, Mohit Iyyer, Matt Gardner, Christopher Clark, Kenton Lee, and Luke Zettlemoyer, “Deep contextualized word representations,” in *Proc. NAACL*, 2018, pp. 2227–2237.
- [27] Brian McFee, Colin Raffel, Dawen Liang, Daniel PW Ellis, Matt McVicar, Eric Battenberg, and Oriol Nieto, “librosa: Audio and music signal analysis in python,” in *Proceedings of the 14th python in science conference*, 2015, vol. 8, pp. 18–25.
- [28] K-F Lee and H-W Hon, “Speaker-independent phone recognition using Hidden Markov Models,” *IEEE Trans. Audio, Speech, Language Process*, vol. 37, no. 11, pp. 1641–1648, 1989.
- [29] John S. Garofolo, Lori F. Lamel, William M. Fisher, Jonathan G. Fiscus, David S. Pallett, Nancy L. Dahlgren, and Victor Zue, *TIMIT Acoustic-Phonetic Continuous Speech Corpus (LDC93S1)*, Linguistic Data Consortium, Philadelphia, 1993.
- [30] William M. Fisher, George R. Doddington, Kathleen M. Goudie-Marshall, Charles Jankowski, Ashok Kalyanswamy, Sara Basson, and Judith Spitz, *NTIMIT (LDC93S2)*, Linguistic Data Consortium, Philadelphia, 1993.
- [31] E. Bryan George, Kathy L. Brown, Martha Birnbaum, and Michael Macon, *CTIMIT (LDC96S30)*, Linguistic Data Consortium, Philadelphia, 1996.
- [32] John S. Garofolo, Lori F. Lamel, William M. Fisher, Jonathan G. Fiscus, David S. Pallett, Nancy L. Dahlgren, and Victor Zue, *FFMTIMIT (LDC96S32)*, Linguistic Data Consortium, Philadelphia, 1996.
- [33] Nicolás Morales, *STC-TIMIT 1.0 (LDC2008S03)*, Linguistic Data Consortium, Philadelphia, 2008.
- [34] Patrick Bauer and Tim Fingscheidt, *WTIMIT 1.0 (LDC2010S02)*, Linguistic Data Consortium, Philadelphia, 2010.
- [35] F. Pedregosa, G. Varoquaux, A. Gramfort, V. Michel, B. Thirion, O. Grisel, M. Blondel, P. Prettenhofer, R. Weiss, V. Dubourg, J. Vanderplas, A. Passos, D. Cournapeau, M. Brucher, M. Perrot, and E. Duchesnay, “Scikit-learn: Machine learning in Python,” *Journal of Machine Learning Research*, vol. 12, pp. 2825–2830, 2011.
- [36] Marian Tietz, Thomas J. Fan, Daniel Nouri, Benjamin Bossan, and skorch Developers, *skorch: A scikit-learn compatible neural network library that wraps PyTorch*, July 2017.