

# Causal Effects of Linguistic Properties

Reid Pryzant<sup>1</sup> Dallas Card<sup>1</sup> Dan Jurafsky<sup>1</sup> Victor Veitch<sup>2</sup> Dhanya Sridhar<sup>3</sup>

<sup>1</sup>Stanford University

<sup>2</sup>University of Chicago

<sup>3</sup>Columbia University

<sup>1</sup>{rpryzant, dcard, jurafsky}@stanford.edu

<sup>2</sup>victorveitch@gmail.com

<sup>3</sup>ds3778@columbia.edu

## Abstract

We consider the problem of estimating the causal effects of linguistic properties on downstream outcomes. For example, does writing a complaint politely lead to a faster response time? How much will a positive product review increase sales? This paper focuses on two challenges related to the problem. First, we formalize the causal quantity of interest as the effect of a *writer’s intent*, and establish the assumptions necessary to identify this from observational data. Second, in practice we only have access to noisy proxies for these linguistic properties—e.g., predictions from classifiers and lexicons. We propose an estimator for this setting and prove that its bias is bounded when we perform an adjustment for the text. The method leverages (1) a pre-trained language model (BERT) to adjust for the text, and (2) distant supervision to improve the quality of noisy proxies. We show that our algorithm produces better causal estimates than related methods on two datasets: predicting the effect of music review sentiment on sales, and complaint politeness on response time.

## 1 Introduction

Social scientists have long been interested in the causal effects of language and communication, studying questions like:

- How can political candidates describe their personal history to appeal to voters (Fong and Grimmer, 2016)?
- How can business owners write product descriptions to increase sales on e-commerce platforms (Pryzant et al., 2017, 2018a)?
- How can consumers word their complaints to receive faster responses (Egami et al., 2018)?
- What conversational strategies can mental health counselors use to have more successful counseling sessions (Zhang et al., 2020)?

These questions focus on causal inferences about various linguistic properties. Causal inference requires reasoning about interventions instead of correlations: what would the response time for a complaint be if we could make it polite while keeping its other properties fixed? Although it is sometimes feasible to run such experiments where text is manipulated and outcomes are recorded under intervention (Grimmer and Fong, 2020), analysts typically have observational data consisting of texts and outcomes obtained without intervention. This paper focuses on estimating causal effects of linguistic properties in observational settings.

In this setting, estimating causal effects from observational data requires addressing two challenges. First, we need to formalize the causal effect of interest by specifying the hypothetical intervention to which it corresponds. In this paper, to articulate causal effects of linguistic properties, we imagine intervening on the writer of a text document and telling them to write with different properties.

The second challenge of causal inference is establishing the assumptions necessary to estimate effects from observational data. Often, instead of the true linguistic property of interest we have access to a noisy measurement called the *proxy label*. Analysts usually infer these values from text with classifiers, lexicons, or topic models (Grimmer and Stewart, 2013; Lucas et al., 2015; Prabhakaran et al., 2016; Voigt et al., 2017; Luo et al., 2019; Lucy et al., 2020). When can we use such a proxy to recover the true effects of the latent linguistic property? The second contribution of this paper is establishing the assumptions we need to estimate effects with proxy labels. In particular, we propose an adjustment for the text of the document and prove that this bounds the bias of the resulting estimates.

The third contribution of this paper is practical: an algorithm for estimating the causal ef-

fects of linguistic properties. The algorithm uses BERT to adjust for the bias due to text (Devlin et al., 2018; Veitch et al., 2020) in combination with distantly supervised label propagation to improve the proxy label (Zhur and Ghahramani, 2002; Mintz et al., 2009; Hamilton et al., 2016). We demonstrate the method’s accuracy with semi-simulated product sales data, perform a sensitivity analysis in situations where assumptions are violated, and show an application to consumer finance complaints. Data and a package for performing text-based causal inferences is available at <https://github.com/rpryzant/causal-text>.

## 2 Causal Inference Background

Causal inference from observational data is well-studied (Pearl, 2009; Rosenbaum and Rubin, 1983, 1984; Shalizi, 2013). In this setting, analysts are interested in the effect of a **treatment**  $T$  (e.g., a drug) on an **outcome**  $Y$  (e.g., disease progression). For ease, we consider binary treatments in this paper. The average treatment effect (ATE) on the outcome  $Y$  is,

$$\psi = \mathbb{E}[Y; \text{do}(T = 1)] - \mathbb{E}[Y; \text{do}(T = 0)], \quad (1)$$

where the operation  $\text{do}(T = t)$  means that we hypothetically intervene and set the treatment  $T$  to some value (Pearl, 2009).

Typically, the ATE  $\psi$  is not the simple difference in average conditional outcomes,  $\mathbb{E}[Y | T = 1] - \mathbb{E}[Y | T = 0]$ . This is because **confounding** variables  $C$  are associated with both the treatment and outcome, inducing non-causal associations between them, referred to as **open backdoor paths** (Pearl, 2009). When all the confounding variables are observed, we can write the ATE in terms of observed variables using the **backdoor-adjustment formula** (Pearl, 2009),

$$\psi = \mathbb{E}_C \left[ \mathbb{E}[Y | T = 1, C] - \mathbb{E}[Y | T = 0, C] \right]. \quad (2)$$

For example, if the confounding variable  $C$  is discrete, we group the data into values of  $C$ , calculate the average difference in outcomes between treated and untreated samples in each group, and take the average over groups.

## 3 Causal Effects of Linguistic Properties

We are interested in the causal effects of particular linguistic properties on outcomes. To formalize this

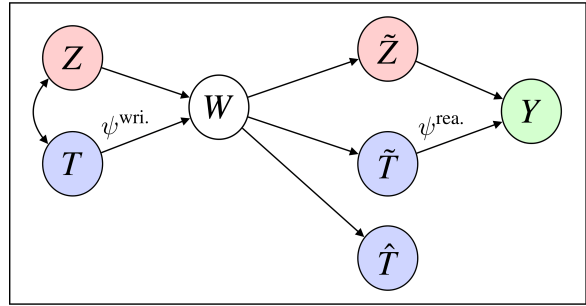


Figure 1: The causal model of text and outcomes. A writer uses linguistic property  $T$  and other properties  $Z$ , which may be correlated (denoted by bi-directed arrow), to write the text  $W$ . From the text, the reader perceives the property of interest, captured by  $\tilde{T}$ , and together with other perceived properties  $\tilde{Z}$ , produces the outcome  $Y$ . The proxy label of the property obtained via a classifier or lexicon is captured by  $\hat{T}$ .

effect, it is natural to imagine intervening on the writer of a text, e.g., telling people to write using different properties. In this section we show why the effect of the writer is difficult to estimate. Then we show why considering instead what a reader of the text perceives enables causal estimation. This creates a connection with the dual perspectives of the reader and writer, which is well studied in linguistics and NLP.<sup>1</sup>

Let  $W$  be a text document and let  $T$  (binary)<sup>2</sup> be whether or not a writer uses a particular linguistic property of interest. For example, in consumer complaints, the variable  $T$  can indicate whether the writer intends to be polite or not. The outcome is a variable  $Y$ , e.g., response time. Let  $Z$  be other linguistic properties that the writer uses to produce the text  $W$ . For example,  $Z$  could include topic, brevity, or eloquence, and would typically be correlated with both the linguistic property  $T$  and the outcome  $Y$ .

<sup>1</sup>Literary theory argues that language is subject to two perspectives: the “artistic” pole – the text as intended by the author – and the “aesthetic” pole – the text as interpreted by the reader (Iser, 1974, 1979). The noisy channel model (Yuret and Yatbaz, 2010; Gibson et al., 2013) connects these poles by supposing that the reader perceives a noisy version of the author’s intent. This duality has also been modeled in linguistic pragmatics as the difference between speaker meaning and literal or utterance meaning (Potts, 2009; Levinson, 1995, 2000). Gricean pragmatic models like RSA (Goodman and Frank, 2016) similarly formalize this as the reader using the literal meaning to help make inferences about the speaker’s intent.

<sup>2</sup>We leave higher-dimensional extensions to future work.

We are interested in the average treatment effect,

$$\psi^{\text{wri.}} = \mathbb{E}[Y; \text{do}(T = 1)] - \mathbb{E}[Y; \text{do}(T = 0)], \quad (3)$$

where we imagine intervening on writers and telling them to use the linguistic property of interest (setting  $T = 1$ ) or not ( $T = 0$ ). This causal effect is appealing because the hypothetical intervention is well-defined. For example, we tell people to write politely (or not). However, without further assumptions,  $\psi^{\text{wri.}}$  is not identified from the observational data. The reason is that we would need to adjust for the other text properties  $Z$ ; they create open backdoor paths but are typically impossible to specify or observe.

To solve this problem, we observe that the process by which outcomes are produced involves a reader of the text document (Figure 1, previous page). For example, a customer service representative reads consumer complaints and chooses how quickly to respond. This is captured by  $\hat{T}$  and  $\hat{Z}$ , which represent the reader's perceived values for the linguistic property of interest and remaining properties. Based on their perception, the reader produces the outcome  $Y$ .

Consider the average treatment effect of the reader,

$$\psi^{\text{rea.}} = \mathbb{E}[Y; \text{do}(\hat{T} = 1)] - \mathbb{E}[Y; \text{do}(\hat{T} = 0)], \quad (4)$$

where we imagine intervening on whether or not a reader perceives the linguistic property of interest, captured by the variable  $\hat{T}$ . The following result shows that we can identify the causal effect of interest  $\psi^{\text{wri.}}$  by exploiting this ATE  $\psi^{\text{rea.}}$ .

**Theorem 1.** *Suppose that the following assumptions hold:*

1. (no unobserved confounding)  $W$  blocks backdoor paths between  $\hat{T}$  and  $Y$ ,
2. (agreement of intent and perception)  $T = \hat{T}$ .

Then, the ATE  $\psi^{\text{rea.}}$  is identified as,

$$\psi^{\text{rea.}} = \mathbb{E}_W \left[ \mathbb{E}[Y | \hat{T} = 1, W] - \right. \quad (5)$$

$$\left. \mathbb{E}[Y | \hat{T} = 0, W] \right]. \quad (6)$$

Moreover, the ATE  $\psi^{\text{rea.}}$  is equal to  $\psi^{\text{wri.}}$ .

The result says that adjusting for the text  $W$  suffices to eliminate confounding bias on the effect  $\psi^{\text{rea.}}$ ; in Figure 1, the backdoor path  $\hat{T} \rightarrow W \rightarrow \hat{Z} \rightarrow Y$  is blocked and the result follows immediately from this. Moreover, so long as we assume that readers correctly perceive the intent of writers, the effect  $\psi^{\text{rea.}}$ , which can be expressed in terms of observed variables, is equivalent to the effect that we want,  $\psi^{\text{wri.}}$ .<sup>3</sup>

## 4 Substituting Proxy Labels

If we observed the reader's perception of the linguistic property of interest, the variable  $\hat{T}$ , then we could proceed by estimating the effect  $\psi^{\text{rea.}}$  (equivalently,  $\psi^{\text{wri.}}$ ). However, in the current setting, we do not observe the linguistic properties that a writer intends to use ( $T$  and  $Z$ ) or that a reader perceives ( $\hat{T}$  and  $\hat{Z}$ ). Instead, we use a classifier or lexicon to predict values for this property from the text, producing a proxy label  $\hat{T}$  (e.g. predicted politeness).

In the setting where we only have access to proxy labels, we introduce the estimand,  $\psi^{\text{proxy}}$ , which substitutes  $\hat{T}$  for  $T$  in the effect  $\psi^{\text{rea.}}$ ,

$$\psi^{\text{proxy}} = \mathbb{E}_W \left[ \mathbb{E}[Y | \hat{T} = 1, W] \right. \quad (7)$$

$$\left. - \mathbb{E}[Y | \hat{T} = 0, W] \right]. \quad (8)$$

This estimand only requires an adjustment for the text  $W$ . Prior work on causal inference with proxy treatments (Wood-Doughty et al., 2018) requires an adjustment using the measurement model, the true relationship between the proxy label  $\hat{T}$  and its target  $T$ , which we typically do not observe. In contrast, the estimand  $\psi^{\text{proxy}}$  does not require the measurement model.

The following result shows that the estimand  $\psi^{\text{proxy}}$  only attenuates the ATE that we want,  $\psi^{\text{rea.}}$ . That is, the bias due to proxy treatments is benign; it can only decrease the magnitude of the effect but it does not change the sign.

**Theorem 2.** *Let  $\epsilon_0 = \Pr(\hat{T} = 0 | \hat{T} = 1, W)$  and*

<sup>3</sup>Grimmer and Fong (2020) studied a closely related setting where text documents are randomly assigned to readers who produce outcomes. From this experiment, they discover text properties that cause the outcome. Their causal identification result requires an exclusion restriction assumption, which is related to the no unobserved confounding assumption that we make.

let  $\epsilon_1 = \Pr(\tilde{T} = 1 \mid \hat{T} = 0, W)$ . Then,

$$\psi^{\text{proxy}} = \psi^{\text{rea.}} - \mathbb{E}_W \left[ \left( \mathbb{E}[Y \mid \tilde{T} = 1, W] - \mathbb{E}[Y \mid \tilde{T} = 0, W] \right) (\epsilon_0 + \epsilon_1) \right]$$

The proof is in Appendix F. This result shows that the proposed estimand  $\psi^{\text{proxy}}$ , which we can estimate, is equal to the ATE  $\psi^{\text{rea.}}$  that we want minus a bias term related to measurement error. In particular, if the classifier is better than chance and the treatment effect sign is homogeneous across possible texts — i.e., it always helps or always hurts — then the bias term is positive with the degree of attenuation dependent on the error rate of the proxy label  $\hat{T}$ . The result tells us to construct the most accurate proxy treatment  $\hat{T}$  possible, so long as we adjust for the text. This is a novel result for causal inference with proxy treatments and sidesteps the need for the measurement model.

The next result shows that adjusting for the text is crucial. If, like some prior work (Sridhar and Getoor, 2019), an analyst uses a straightforward estimand that does not adjust for the text,

$$\psi^{\text{naive}} = \mathbb{E} \left[ Y \mid \hat{T} = 1 \right] - \mathbb{E} \left[ Y \mid \hat{T} = 0 \right], \quad (9)$$

it can be arbitrarily biased away from the effect of interest,  $\psi^{\text{rea.}}$ .

**Theorem 3.**

$$\psi^{\text{naive}} = \mathbb{E}_W \left[ \mathbb{E}[Y \mid \tilde{T} = 1, W] \alpha(W) - \mathbb{E}[Y \mid \tilde{T} = 0, W] \beta(W) \right]$$

where

$$\alpha(W) = \frac{P(\tilde{T} = 1, \hat{T} = 1 \mid W)}{P(\hat{T} = 1)} - \frac{P(\tilde{T} = 1, \hat{T} = 0 \mid W)}{P(\hat{T} = 0)}$$

$$\beta(W) = \frac{P(\tilde{T} = 0, \hat{T} = 0 \mid W)}{P(\hat{T} = 0)} - \frac{P(\tilde{T} = 0, \hat{T} = 1 \mid W)}{P(\hat{T} = 1)}$$

The proof is in Appendix E. The  $\alpha$  and  $\beta$  terms are related to the error of the proxy label. The theorem says that correlations between the outcome and errors in the proxy can induce bias. Intuitively, this is similar to bias from confounding, though it is mathematically distinct. This means that even a highly accurate proxy label can result in highly misleading estimates.

## 5 TEXTCAUSE, A Causal Estimation Procedure

The theoretical results from Section 4 suggest two strategies for improving causal effect estimation: (1) adjust for the text to reduce its confounding bias

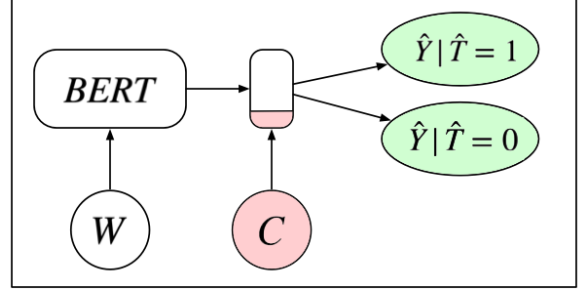


Figure 2: The first stage of TEXTCAUSE adapts word embeddings to predict both of  $Y$ 's potential outcomes.

(c.f. Theorem 3), and (2) construct accurate proxy treatments (c.f. Theorem 2), perhaps using domain knowledge. We use these insights to develop the TEXTCAUSE algorithm. The algorithm consists of two sub-procedures and enjoys the theoretical guarantees of Theorem 2. Note that while we present our method with respect to binary  $Y$  and  $C$ , the process may be easily adapted to higher-dimensional or continuous settings.

### 5.1 Adjusting for Text

The first part of TEXTCAUSE performs an adjustment for the text and its confounding effects. Adjusting for the full text  $W$  is challenging because it is high dimensional. So instead, similar to Veitch et al. (2019), we adjust for a low dimensional representation of  $W$ . In practice, we may have access to additional covariates  $C$  that capture observed confounding properties, e.g. the product that a review is about or complaint type, which we include in the adjustment.

Formally, we train the following estimator for  $Q(t, W, C) = \mathbb{E} \left[ Y \mid \hat{T} = t, W, C \right]$ :

$$\hat{Q}(t, W, C) = \sigma(\mathbf{M}_t^b \mathbf{b}(W) + \mathbf{M}_t^c \mathbf{c} + b),$$

The vector  $\mathbf{b}(W)$  is the document-level embedding for text  $W$ : we use DistillBERT (Sanh et al., 2019) to produce contextual word embeddings, then average across time for our final representation (Reimers and Gurevych, 2019). The vector  $\mathbf{c}$  is a one-hot encoding of the covariates  $C$ . The vectors  $\mathbf{M}_t^b \in \mathbb{R}^{768}$  and  $\mathbf{M}_t^c \in \mathbb{R}^{|C|}$  are learned, one for each value  $t$  of the treatment. The scalar  $b$  is a bias term. This model is trained with the standard cross-entropy loss function between  $\hat{Q}$  and  $Y$ , but the  $\mathbf{M}_t$  parameters are only trained on examples where  $\hat{T}_i = t$ . To this loss we add the original BERT masked language modeling objective (Devlin et al., 2018). Once  $\hat{Q}(t, W, C)$  is fitted, we can



approximate the quantity  $\psi^{\text{proxy}}$  as,

$$\hat{\psi}^{\text{proxy}} = \frac{1}{n} \sum_i \hat{Q}(1, W_i, C_i) - \hat{Q}(0, W_i, C_i) \quad (10)$$

Under certain overlap conditions,  $\hat{\psi}^{\text{proxy}}$  is a consistent estimator of the estimand  $\psi^{\text{proxy}}$ ; the details are in Appendix A.

## 5.2 Boosting Treatment Fidelity

The second stage of TEXTCAUSE applies the insight that once we condition on the text, having better proxy treatments should reliably lead to better estimates (Theorem 2). This stage presents one way of building better proxies: exploiting domain-specific knowledge about lexicons.

The words in a lexicon correctly capture the linguistic property of interest (i.e., high precision), but can omit words and discourse-level elements that also map to the desired property (i.e., low recall, Kim and Hovy, 2006; Rao and Ravichandran, 2009). For example, a lexicon such as LIWC (Tausczik and Pennebaker, 2010) contains many generically positive words, but does not account for the domain-specific nuances of each application.

Similar to recent work on self-supervised learning and lexicon induction (Hamilton et al., 2016; An et al., 2018), this stage uses the proxy treatments as distant supervision labels, training a classifier,  $P_\theta$ , to predict the proxy label  $\hat{T}$ , then using that classifier to relabel examples where  $\hat{T}_i = 0$  and  $P_\theta(\hat{T}_i | W_i) \geq 0.5$ . Intuitively, relabeling  $\hat{T} = 0$  examples whose text looks like  $\hat{T} = 1$  may help improve recall for examples where the reader may have truly perceived the property, i.e.,  $\tilde{T} = 1$  (Read, 2005).

Formally, given a dataset of tuples:  $\{(Y_i, W_i, C_i, \hat{T}_i)\}_{i=1}^n$  the algorithm is:

1. Train a classifier to predict  $P_\theta(\hat{T} | W)$ , e.g., logistic regression trained with bag-of-words features and  $\hat{T}$  labels.
2. Find and relabel examples which looked like  $\hat{T} = 1$  but received a label of 0 (we experiment with ablating this in Appendix C). This means:

$$\hat{T}_i^* = \begin{cases} 1 & \text{if } \hat{T}_i = 1 \\ \mathbb{1}[P_\theta(\hat{T}_i = 1 | W_i) > 0.5] & \text{otherwise} \end{cases}$$

Then use  $\hat{T}^*$  as the new proxy treatment variable. The full TEXTCAUSE algorithm chains these procedures together: we adjust for the text and use improved proxy labels  $\hat{T}^*$  to produce an ATE estimate  $\hat{\psi}^{\text{proxy}}$ .

## 6 Experiments

Since ground-truth causal effects are unavailable without randomized controlled trials, we produce a semi-synthetic dataset based on Amazon reviews where only the outcomes are simulated. We also conduct a real-world study on politeness and bureaucratic response times, where nothing is simulated. All code and data are available online.<sup>4</sup> Our key findings are

- More accurate proxies combined with text adjustment leads to more accurate ATEs.
- Naive proxy-based procedures significantly underestimate true causal effects.
- ATE estimates can lose fidelity when the proxy is less than 70% accurate.

### 6.1 Amazon Reviews

#### 6.1.1 Experimental Setup

**Dataset.** Here we use real world and publicly available Amazon review data to answer the question, “how much does a positive product review affect sales?” We create a scenario where positive reviews increase sales, but this effect is confounded by the type of product. Specifically:

- The text  $W$  is a publicly available corpus of Amazon reviews for digital music products (Ni et al., 2019). For simplicity, we only include reviews for mp3, CD, or Vinyl. We also exclude reviews for products worth more than \$100 or fewer than 5 words.
- The observed covariate  $C$  is a binary indicator of whether the associated review is for a CD or not, and we use this to simulate a confounded outcome.
- The treatment  $T = \tilde{T}$  is whether that review is positive (5 stars) or not (1 or 2 stars). Hence, we only consider reviews with 3 or 4 stars. Note that here it is reasonable to assume writer’s intention ( $T$ ) = reader’s perception ( $\tilde{T}$ ), as the author is giving us their true sentiment score for unambiguous interpretation. We use this variable to (1) simulate outcomes

<sup>4</sup><https://github.com/rpryzant/causal-text>

Noise: Treatment: Confounding:	Low				High				Mean delta from oracle
	Low		High		Low		High		
	Low	High	Low	High	Low	High	Low	High	
oracle ( $\psi$ )	9.77	9.20	18.66	18.82	8.40	8.33	16.13	16.35	0.0
semi-oracle ( $\psi^{\hat{matrix}}$ )	9.14	9.41	18.91	18.43	8.03	8.10	15.28	15.65	0.45
unadjusted ( $\hat{\psi}^{\text{naive}}$ )	4.23	6.13	8.13	9.98	3.29	5.14	6.52	8.47	6.72
proxy-random ( $\hat{\psi}^{\text{naive}+C}$ )	4.19	3.69	3.69	7.87	5.09	3.13	5.90	6.48	8.20
proxy-bert ( $\hat{\psi}^{\text{naive}+C}$ )	5.54	3.30	8.25	8.13	5.43	4.11	5.32	5.99	7.45
proxy-lex ( $\hat{\psi}^{\text{naive}+C}$ )	3.15	3.64	9.51	7.11	<b>6.12</b>	4.05	6.13	6.03	7.49
+T-boost ( $\hat{\psi}^{\text{naive}+C}$ )	5.55	5.27	9.91	9.60	4.90	4.74	8.56	8.54	6.07
+W-Adjust ( $\hat{\psi}^{\text{proxy}}$ )	4.42	6.21	8.22	9.69	4.71	6.35	6.35	8.11	6.45
+T-boost +W-Adjust (TEXTCAUSE, $\hat{\psi}^{\text{proxy}}$ )	<b>6.65</b>	<b>8.81</b>	<b>11.60</b>	<b>13.89</b>	5.61	<b>7.23</b>	<b>10.34</b>	<b>11.77</b>	<b>3.72</b>

Table 1: ATE estimates: expected change in click probabilities if one were to manipulate the sentiment of a review from negative to positive. TEXTCAUSE performs best in most settings. The true ATE is given in the top row (“oracle”). **Estimates closer to the oracle are better.** The last column gives the average difference between the estimated and true ATEs; lower is better. Rows 3-6 are baselines. Rows 7-9 are proposed. The second row and the bottom three rows use lexicon-based proxy treatments (we observed similar results using other proxy treatments). All columns have  $\beta_o = 0.9$ . Low and high noise corresponds to  $\gamma = 0.1$  and 1. Low and high treatment corresponds to  $\beta_t = 0.4, 0.8$ . Low and high confounding corresponds to  $\beta_c = -0.2, 4.0$ . All standard errors are less than 0.5.

and (2) calculate ground truth causal effects for evaluation.

- The proxy treatment  $\hat{T}$  is computed via three strategies: (1) a randomly noised version of  $T$ , (2) a binary indicator for whether any words in  $W$  overlap with a positive sentiment lexicon (Liu et al., 2010), and (3) a BERT classifier which is fine-tuned to predict review score (i.e.,  $T$ ) using a separate subset of the data.
- The outcome  $Y \sim \text{Bernoulli}(\sigma(\beta_c(\pi(C) - \beta_o) + \beta_t \hat{T} + \mathbb{N}(0, \gamma)))$  represents whether a product received a click or not. The parameter  $\beta_c$  controls confound strength,  $\beta_t$  controls treatment strength,  $\beta_o$  is an offset and the propensity  $\pi(C) = P(T = 1|C)$  is estimated from data.

The final data set consists of 17,000 examples.

**Protocol.** All nonlinear models were implemented using the Pytorch framework (Paszke et al., 2017). We use the transformers implementation of DistilBERT<sup>5</sup> and the distilbert-base-uncased model which has 66M parameters. To this we added 3,080 parameters for text adjustment (the  $M_t^b$  and  $M_t^c$  matrices). Models were trained in a cross-validated fashion, with the data being split into 12,000,

<sup>5</sup><https://github.com/huggingface/transformers>

2,000, and 4,000-example train, validation, and test sets.<sup>6</sup> BERT was optimized for 3 epochs on each fold using Adam (Kingma and Ba, 2014), a learning rate of  $2e^{-5}$ , and batch size of 32. The weighting on the potential outcome and masked language modeling heads was 0.1 and 1.0, respectively. Linear models were implemented with sklearn. For T-boosting, we used a vocab size of 2,000 and L2 regularization with a strength of  $c = 1e^{-4}$ . Each experiment was replicated using 100 different random seeds for significance. Each trial took an average of 32 minutes with three 1.2 GHz CPU cores and one TITAN X GPU.

**Baselines.** The “unadjusted” baseline is  $\hat{\psi}^{\text{naive}} = \hat{\mathbb{E}}[Y|\hat{T} = 1] - \hat{\mathbb{E}}[Y|\hat{T} = 0]$ , the expected difference in outcomes conditioned on  $\hat{T}$ . The proxy-\* baselines perform backdoor adjustment for the observed covariate  $C$ :  $\hat{\psi}^{\text{naive}+C} = \frac{1}{|C|} \sum_c (\hat{\mathbb{E}}[Y|\hat{T} = 1, C = c] - \hat{\mathbb{E}}[Y|\hat{T} = 0, C = c])$ , using randomly drawn, lexicon-based, and BERT-based  $\hat{T}$  proxies. We also compare against “semi-oracle”,  $\psi^{\hat{matrix}}$ , an estimator which assumes additional access to the ground truth measurement model  $P(\hat{T}|T)$  (Wood-Doughty et al., 2018); see Appendix G for derivation.

**Note** that for clarity, we henceforth refer to

<sup>6</sup>See Egami et al. (2018) for an investigation into train/test splits for text-based causal inference.

Estimator	ATE	SE
oracle ( $\psi$ )	-14.99	$\pm 0.1$
proxy-lex ( $\hat{\psi}^{\text{naive}+C}$ )	6.29	$\pm 0.3$
+ <i>T-boost</i> ( $\hat{\psi}^{\text{naive}+C}$ )	4.18	$\pm 0.5$
+ <i>T-boost</i> + <i>W-Adjust</i> (TEXTCAUSE, $\hat{\psi}^{\text{proxy}}$ )	0.50	$\pm 1.3$

Table 2: Estimator performance in a worst-case scenario where the ATE of  $\hat{T}$  indicates the opposite sign of the ATE of  $T$  ( $\beta_c = 0.8, \beta_t = -1, \pi(C) = 0.8, \beta_o = 0.6$ ).

the treatment-boosting and text-adjusting stages of TEXTCAUSE as *T-boost* and *W-Adjust*.

### 6.1.2 Results

Our primary results are summarized in Table 1. Overall we find that the proposed methods produce higher quality ATE estimates than the baselines, and that this result is robust to varying levels of noise and treatment/confound strength. Indeed TEXTCAUSE’s estimates were on average within 3% of the semi-oracle. Furthermore, these results support Theorem 2: methods which adjusted for the text always attenuated (never exaggerated) the true ATE. The results also support Theorem 3: estimators that adjust for the covariates  $C$  but not the text perform poorly, sometimes even worse than the unadjusted estimator  $\hat{\psi}^{\text{naive}}$ .

**Does it always help to adjust for the text?** Theorem 3 suggested that in some cases, the ATE obtained from  $\hat{\psi}^{\text{naive}}$  can produce an effect with the opposite sign from the true effect. This is a worst case for the naive estimator because the direction of influence it indicates is wrong. Does text adjustment help even in this situation? Theorem 2 says yes, because  $\hat{\psi}^{\text{proxy}}$  estimates are bounded in  $[0, \psi]$ . This ensures that the most important of bits, the bit of directional information, is preserved.

Table 2 shows results from such a scenario. We see that the true ATE of  $T$  has a strong negative effect, while the naive estimator indicate the opposite (a positive effect). Adding text adjustment brings the  $\hat{T}$ -based estimate to 0, which is indicative of the bounded behavior that Theorem 2 suggests.

**Sensitivity analysis.** In Figure 3 we synthetically vary the accuracy of a proxy  $\hat{T}$  by dropping random subsets of the data. This is to evaluate the robustness of various estimation procedures. We would expect methods that do not adjust for text to behave unpredictably (c.f. Theorem 3), and methods that do adjust for the text to have attenuated

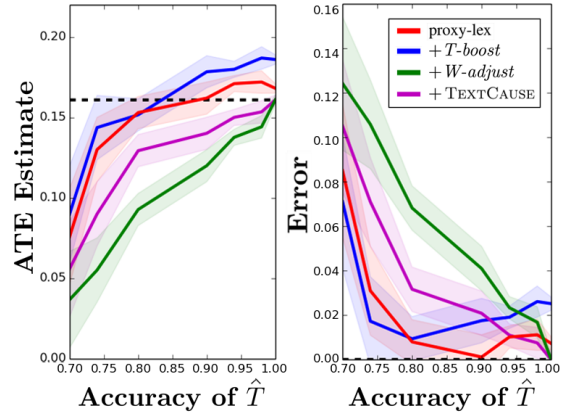


Figure 3: Without text adjustment, *T-boost*’s errors can increase with  $\hat{T}$ . The dotted black lines correspond to the true ATE (left) and 0 error (right).

estimates (c.f. Theorem 2).

These results support our first hypothesis: boosting treatment labels without text adjustment can behave unpredictably, as it overshoots the true ATE and grows further, not closer to this target as  $\text{accuracy}(\hat{T})$  increases.

The results are mixed with respect to our second hypothesis. *W-Adjust* attenuates the true ATE which is in line with Theorem 2. However, unlike Theorem 2 we find that TEXTCAUSE, which makes use of *T-boost* and *W-Adjust*, may not always attenuate the true ATE in finite data regimes (although the text adjustment makes for a more reliable estimator than *T-boost*).

As long as the proxy label  $\hat{T}$  is less than 97% accurate, all of the proposed estimators beat out the raw backdoor adjustment baseline. However all estimates quickly lose fidelity and it becomes difficult to recover the true ATE when the proxy  $\hat{T}$  is less than 70% accurate.

## 6.2 Application: Complaints to the Financial Protection Bureau

We proceed to offer a pilot study which seeks to answer, “how does perceived politeness affect response time?” We consider complaints filed with the Consumer Financial Protection Bureau (CFPB).<sup>7</sup> This is a government agency which solicits and handles complaints about financial products. When they receive a complaint it is forwarded to the relevant company. The time it takes for that company to process the complaint is recorded. Some

<sup>7</sup>[https://www.consumer-action.org/downloads/english/cfpb\\_full\\_dbase\\_report.pdf/](https://www.consumer-action.org/downloads/english/cfpb_full_dbase_report.pdf/)

Estimator	ATE	SE
unadjusted ( $\hat{\psi}^{\text{naive}}$ )	3.01	$\pm 0.3$
proxy-lex ( $\hat{\psi}^{\text{naive}+C}$ )	4.03	$\pm 0.4$
+ <i>T-boost</i> ( $\hat{\psi}^{\text{naive}+C}$ )	9.64	$\pm 0.5$
+ <i>W-Adjust</i> ( $\hat{\psi}^{\text{proxy}}$ )	6.30	$\pm 1.6$
+ <i>T-boost</i> + <i>W-Adjust</i> TEXTCAUSE, ( $\hat{\psi}^{\text{proxy}}$ )	10.30	$\pm 2.1$

Table 3: Baseline approaches (top two rows) significantly underestimate the true effect of politeness on response time. Each number represents the expected percent change in the likelihood of getting a fast (< 15 day) response when the politeness of a request is hypothetically increased (controlling for product).

submissions are handled quickly (< 15 days) while others languish. This 15-day threshold is our outcome  $Y$ . We additionally adjust for an observed covariate  $C$  that captures what product and company the complaint is about (mortgage or bank account). To reduce other potentially confounding effects, we pair each  $Y = 1$  complaint with the most similar  $Y = 0$  complaint according to cosine similarity of TF-IDF vectors (Mozer et al., 2020). From this we select the 4,000 most similar pairs for a total of 8,000 complaints. For the treatment, we use a state-of-the-art politeness detection package geared towards social scientists (Yeomans et al., 2018). This package reports a score from a trained classifier using expert features of politeness and a hand-labeled dataset. We take examples in the top and bottom 25% of the scoring distribution to be our  $\hat{T} = 1$  and  $\hat{T} = 0$  examples and throw out all others. The final dataset consists of 4,000 complaints, topics, and outcomes. We use the same training procedure and hyperparameters as Section 6.1, except now *W-Adjust* is trained for 9 epochs and each cross validation fold is of size 2,000.

**Results** are given in Figure 3 and suggest that perceived politeness has a significant positive effect on response time. Furthermore the proposed estimators point to a larger effect. On average, if one writes politely to this bureau, it is between 3 and 10 percent more likely that they will receive a fast response. It is a wise thing to be polite.

## 7 Related Work

Our focus fits into a body of work on text-based causal inference that includes text as treatments (Egami et al., 2018; Fong and Grimmer, 2016; Grimmer and Fong, 2020; Wood-Doughty et al., 2018), text as outcomes (Egami et al., 2018), and

text as confounders (Roberts et al. (2015); Veitch et al. (2019); see Keith et al. (2020) for a review of that space). We build on Veitch et al. (2019), which proposed a BERT-based text adjustment method similar to our *W-Adjust* algorithm. This paper is related to work by Grimmer and Fong (2020), which discusses assumptions needed to estimate causal effects of text-based treatments from randomized controlled trials. There is also work on discovering causal structure in text, as topics with latent variable models (Fong and Grimmer, 2016) and as words and ngrams with adversarial learning (Pryzant et al., 2018b) and residualization (Pryzant et al., 2018a). There is also a growing body of applications in the social sciences (Olteanu et al., 2017; Saha et al., 2019; Mozer et al., 2020; Karell and Freedman, 2019; Sobolev, 2018; Zhang et al., 2020).

This paper also fits into a long-standing body of work on measurement error and causal inference (Pearl, 2012; Kuroki and Pearl, 2014; Buonaccorsi, 2010; Carroll et al., 2006; Shu and Yi, 2019; Oktay et al., 2019; Wood-Doughty et al., 2018). Most of this work deals with proxies for confounding variables. The paper is most closely related to Wood-Doughty et al. (2018), which also deals with proxy treatments, but instead proposes an adjustment using the measurement model.

## 8 Conclusion

This paper addressed the frequently encountered scenario of wanting to estimate the causal effect of latent linguistic properties from observational data. We clarified critical ambiguities in the problem, showed how causal effects can be interpreted, presented a method, and demonstrated how it offers practical and theoretical advantages over the existing practice. We also release a package for performing text-based causal inferences.<sup>8</sup> This work opens new avenues for further conceptual, procedural, and theoretical refinement. This includes exploration of treatment as author’s intent, heterogeneous effects and compliance, overlap violations, counterfactual inference, ethical considerations, extensions to higher-dimensional outcomes and confounders, evaluation datasets based on paired randomized controlled trials and observational studies, and other applications.

<sup>8</sup><https://github.com/rpryzant/causal-text>



## References

- Jisun An, Haewoon Kwak, and Yong-Yeol Ahn. 2018. Semaxis: A lightweight framework to characterize domain-specific word semantics beyond sentiment. *Proceedings of the 56th Annual Meeting of the Association for Computational Linguistics (ACL)*.
- John P Buonaccorsi. 2010. *Measurement error: models, methods, and applications*. CRC press.
- Raymond J Carroll, David Ruppert, Leonard A Stefanski, and Ciprian M Crainiceanu. 2006. *Measurement error in nonlinear models: a modern perspective*. CRC press.
- Jacob Devlin, Ming-Wei Chang, Kenton Lee, and Kristina Toutanova. 2018. Bert: Pre-training of deep bidirectional transformers for language understanding. *arXiv preprint arXiv:1810.04805*.
- Naoki Egami, Christian J Fong, Justin Grimmer, Margaret E Roberts, and Brandon M Stewart. 2018. How to make causal inferences using texts. *arXiv preprint arXiv:1802.02163*.
- Christian Fong and Justin Grimmer. 2016. Discovery of treatments from text corpora. *Proceedings of the 54th Annual Meeting of the Association for Computational Linguistics (Volume 1: Long Papers)*, pages 1600–1609.
- Edward Gibson, Leon Bergen, and Steven T Piantadosi. 2013. Rational integration of noisy evidence and prior semantic expectations in sentence interpretation. *Proceedings of the National Academy of Sciences*, 110(20):8051–8056.
- Gene Glass and Kenneth Hopkins. 1996. Statistical methods in education and psychology. *Psychocritiques*, 41(12).
- Noah D Goodman and Michael C Frank. 2016. Pragmatic language interpretation as probabilistic inference. *Trends in cognitive sciences*, 20(11):818–829.
- Justin Grimmer and Christian Fong. 2020. Causal inference with latent treatments. In *Unpublished*: [https://www.dropbox.com/s/hxxyn5vtpjuyrw4/dexp\\_rev.pdf?dl=0](https://www.dropbox.com/s/hxxyn5vtpjuyrw4/dexp_rev.pdf?dl=0).
- Justin Grimmer and Brandon M Stewart. 2013. Text as data: The promise and pitfalls of automatic content analysis methods for political texts. *Political analysis*, 21(3):267–297.
- William L Hamilton, Kevin Clark, Jure Leskovec, and Dan Jurafsky. 2016. Inducing domain-specific sentiment lexicons from unlabeled corpora. In *Proceedings of the Conference on Empirical Methods in Natural Language Processing. Conference on Empirical Methods in Natural Language Processing*, volume 2016, page 595. NIH Public Access.
- Wolfgang Iser. 1974. *The implied reader: Patterns of communication in prose fiction from Bunyan to Beckett*. Johns Hopkins University Press.
- Wolfgang Iser. 1979. The act of reading: A theory of aesthetic response. *Johns Hopkins University Press*.
- Daniel Karell and Michael Freedman. 2019. Rhetorics of radicalism. *American Sociological Review*, 84(4):726–753.
- Katherine Keith, David Jenson, and Brendan O’Connor. 2020. Text and causal inference: A review of using text to remove confounding from causal estimates. *Association for Computational Linguistics (ACL)*.
- Soo-Min Kim and Eduard Hovy. 2006. Identifying and analyzing judgment opinions. In *Proceedings of the main conference on Human Language Technology Conference of the North American Chapter of the Association of Computational Linguistics*, pages 200–207. Association for Computational Linguistics.
- Diederik P Kingma and Jimmy Ba. 2014. Adam: A method for stochastic optimization. *International Conference for Learning Representations (ICLR)*.
- Manabu Kuroki and Judea Pearl. 2014. Measurement bias and effect restoration in causal inference. *Biometrika*, 101(2):423–437.
- Stephen C. Levinson. 1995. Three levels of meaning. In Frank R. Palmer, editor, *Grammar and Meaning: Essays in Honor of Sir John Lyons*, pages 90–115. Cambridge University Press.
- Stephen C. Levinson. 2000. *Presumptive Meanings: The Theory of Generalized Conversational Implicature*. MIT Press, Cambridge, MA.
- Bing Liu et al. 2010. Sentiment analysis and subjectivity. *Handbook of natural language processing*, 2(2010):627–666.
- Christopher Lucas, Richard A Nielsen, Margaret E Roberts, Brandon M Stewart, Alex Storer, and Dustin Tingley. 2015. Computer-assisted text analysis for comparative politics. *Political Analysis*, 23(2):254–277.
- Li Lucy, Dorottya Demszky, Patricia Bromley, and Dan Jurafsky. 2020. Content analysis of textbooks via natural language processing: Findings on gender, race, and ethnicity in texas us history textbooks. *AERA Open*, 6(3):2332858420940312.
- Yiwei Luo, Dan Jurafsky, and Beth Levin. 2019. From insanely jealous to insanely delicious: Computational models for the semantic bleaching of english intensifiers. In *Proceedings of the 1st International Workshop on Computational Approaches to Historical Language Change*, pages 1–13.
- Mike Mintz, Steven Bills, Rion Snow, and Dan Jurafsky. 2009. Distant supervision for relation extraction without labeled data. In *Proceedings of the Joint Conference of the 47th Annual Meeting of the ACL and the 4th International Joint Conference on Natural Language Processing of the AFNLP*, pages 1003–1011.

- Reagan Mozer, Luke Miratrix, Aaron Russell Kaufman, and L Jason Anastasopoulos. 2020. Matching with text data: An experimental evaluation of methods for matching documents and of measuring match quality. *Political Analysis*, 28(4):445–468.
- Jianmo Ni, Jiacheng Li, and Julian McAuley. 2019. Justifying recommendations using distantly-labeled reviews and fine-grained aspects. In *Proceedings of the 2019 Conference on Empirical Methods in Natural Language Processing and the 9th International Joint Conference on Natural Language Processing (EMNLP-IJCNLP)*, pages 188–197.
- Hüseyin Oktay, Akanksha Atrey, and David Jensen. 2019. Identifying when effect restoration will improve estimates of causal effect. In *Proceedings of the 2019 SIAM International Conference on Data Mining*, pages 190–198. SIAM.
- Alexandra Olteanu, Onur Varol, and Emre Kiciman. 2017. Distilling the outcomes of personal experiences: A propensity-scored analysis of social media. In *Proceedings of the Conference on Computer Supported Cooperative Work and Social Computing*.
- Adam Paszke, Sam Gross, Soumith Chintala, Gregory Chanan, Edward Yang, Zachary DeVito, Zeming Lin, Alban Desmaison, Luca Antiga, and Adam Lerer. 2017. Automatic differentiation in pytorch. *NIPS Autodiff Workshop*.
- Judea Pearl. 2009. *Causality*. Cambridge university press.
- Judea Pearl. 2012. On measurement bias in causal inference. *Proceedings of the Twenty-Sixth Conference on Uncertainty in Artificial Intelligence (UAI)*.
- Christopher Potts. 2009. Formal pragmatics. *The Routledge Encyclopedia of Pragmatics*.
- Vinodkumar Prabhakaran, William L Hamilton, Dan McFarland, and Dan Jurafsky. 2016. Predicting the rise and fall of scientific topics from trends in their rhetorical framing. In *Proceedings of the 54th Annual Meeting of the Association for Computational Linguistics (Volume 1: Long Papers)*, pages 1170–1180.
- Reid Pryzant, Sugato Basu, and Kazoo Sone. 2018a. Interpretable neural architectures for attributing an ad’s performance to its writing style. In *Proceedings of the 2018 EMNLP Workshop BlackboxNLP: Analyzing and Interpreting Neural Networks for NLP*, pages 125–135.
- Reid Pryzant, Youngjoo Chung, and Dan Jurafsky. 2017. Predicting sales from the language of product descriptions. In *eCOM@ SIGIR*.
- Reid Pryzant, Kelly Shen, Dan Jurafsky, and Stefan Wagner. 2018b. Deconfounded lexicon induction for interpretable social science. In *Proceedings of the 2018 Conference of the North American Chapter of the Association for Computational Linguistics: Human Language Technologies, Volume 1 (Long Papers)*, pages 1615–1625.
- Delip Rao and Deepak Ravichandran. 2009. Semi-supervised polarity lexicon induction. In *Proceedings of the 12th Conference of the European Chapter of the Association for Computational Linguistics*, pages 675–682. Association for Computational Linguistics.
- Jonathon Read. 2005. Using emoticons to reduce dependency in machine learning techniques for sentiment classification. In *Proceedings of the ACL student research workshop*, pages 43–48.
- Nils Reimers and Iryna Gurevych. 2019. Sentencebert: Sentence embeddings using siamese bert-networks. *Empirical Methods in Natural Language Processing (EMNLP)*.
- Margaret E Roberts, Brandon M Stewart, and Richard Nielsen. 2015. Matching methods for high-dimensional data with applications to text. *Working Paper*.
- Paul R Rosenbaum and Donald B Rubin. 1983. The central role of the propensity score in observational studies for causal effects. *Biometrika*, 70(1):41–55.
- Paul R Rosenbaum and Donald B Rubin. 1984. Reducing bias in observational studies using subclassification on the propensity score. *Journal of the American statistical Association*, 79(387):516–524.
- Koustuv Saha, Benjamin Sugar, John Torous, Bruno Abrahao, Emre Kiciman, and Munmun De Choudhury. 2019. A social media study on the effects of psychiatric medication use. In *Proceedings of the International AAAI Conference on Web and Social Media*.
- Victor Sanh, Lysandre Debut, Julien Chaumond, and Thomas Wolf. 2019. Distilbert, a distilled version of bert: smaller, faster, cheaper and lighter. *arXiv preprint arXiv:1910.01108*.
- Cosma Shalizi. 2013. Advanced data analysis from an elementary point of view.
- Di Shu and Grace Y Yi. 2019. Weighted causal inference methods with mismeasured covariates and misclassified outcomes. *Statistics in medicine*, 38(10):1835–1854.
- Anton Sobolev. 2018. How pro-government “trolls” influence online conversations in russia. *University of California Los Angeles*. [7].
- Dhanya Sridhar and Lise Getoor. 2019. Estimating causal effects of tone in online debates. *International Joint Conference on Artificial Intelligence (IJCAI)*.
- Yla R Tausczik and James W Pennebaker. 2010. The psychological meaning of words: Liwc and computerized text analysis methods. *Journal of language and social psychology*, 29(1):24–54.

Victor Veitch, Dhanya Sridhar, and David Blei. 2020. Adapting text embeddings for causal inference. In *Conference on Uncertainty in Artificial Intelligence*, pages 919–928. PMLR.

Victor Veitch, Dhanya Sridhar, and David M Blei. 2019. Adapting text embeddings for causal inference. *Uncertainty in Artificial Intelligence (UAI)*.

Rob Voigt, Nicholas P Camp, Vinodkumar Prabhakaran, William L Hamilton, Rebecca C Hetey, Camilla M Griffiths, David Jurgens, Dan Jurafsky, and Jennifer L Eberhardt. 2017. Language from police body camera footage shows racial disparities in officer respect. *Proceedings of the National Academy of Sciences*, 114(25):6521–6526.

Zach Wood-Doughty, Ilya Shpitser, and Mark Dredze. 2018. Challenges of using text classifiers for causal inference. In *Proceedings of the Conference on Empirical Methods in Natural Language Processing. Conference on Empirical Methods in Natural Language Processing*, volume 2018, page 4586. NIH Public Access.

Michael Yeomans, Alejandro Kantor, and Dustin Tingley. 2018. The politeness package: Detecting politeness in natural language. *R Journal*, 10(2).

Deniz Yuret and Mehmet Ali Yatzbaz. 2010. The noisy channel model for unsupervised word sense disambiguation. *Computational Linguistics*, 36(1):111–127.

Justine Zhang, Sendhil Mullainathan, and Cristian Danescu-Niculescu-Mizil. 2020. Quantifying the causal effects of conversational tendencies. *Proceedings of CSCW*.

Xiaojin Zhur and Zoubin Ghahramani. 2002. Learning from labeled and unlabeled data with label propagation. *CMU CALD tech report*.

## A Overlap Criteria and Linguistic Treatments

For  $\hat{\psi}^{\text{proxy}}$  to be a consistent estimator of the estimand  $\psi^{\text{proxy}}$ , it must satisfy a key condition called overlap. In words, the text embeddings used for adjustment cannot perfectly predict the proxy label  $\hat{T}$ . Informally, the problem is that we cannot ask “what would happen if this consumer complaint had the same embedding but was polite?” for a text where the embedding perfectly captures impoliteness. In this paper, the proxy label  $\hat{T}$  is a property of the text. Thus, it is possible that text embeddings might memorize the proxy label. The following theorem provides conditions under which  $\hat{\psi}^{\text{proxy}}$  is a consistent estimator that does not violate overlap. The following result provides assumptions under which consistent estimation of  $\psi^{\text{proxy}}$  is possible.

	Lexicon	BERT	Random
oracle ( $\psi$ )	15.54	15.54	15.54
proxy-lex ( $\hat{\psi}^{\text{naive+C}}$ )	11.21	7.83	12.34
<i>T-boost</i> ( <i>C only</i> , $\hat{\psi}^{\text{naive+C}}$ )	13.30	10.92	12.70
<i>T-boost</i> ( $\hat{\psi}^{\text{naive+C}}$ )	14.68	12.01	13.59
<i>W-Adjust</i> ( $\psi^{\text{proxy}}$ )	15.01	13.88	13.30

Table 4: ATE estimates from a  $C$ -restricted classifier (row 2) are preferable to  $\hat{T}$  but conservative compared to less restrictive methods (*T-boost* and *W-Adjust*).

**Theorem 4.** Let  $\hat{\psi}^{\text{proxy}}(\{(W_i, \tilde{T}_i, Y_i)\}_{i=1}^n)$  be the estimator of  $\psi^{\text{rea}}$ . Let the text  $W = f(A, B)$  for some unknown function  $f$  and random variables  $A$  and  $B$ . Suppose that,

1.  $\mathbb{E}[Y | \tilde{T} = t, W] = \mathbb{E}[Y | \tilde{T} = t, A],$

2.  $\hat{Q} = \hat{\mathbb{E}}[Y|t, W] \xrightarrow{n \rightarrow \infty} Q,$

3. For some constant  $\epsilon,$

$$\epsilon < P(\tilde{T} = 1 | A) < 1 - \epsilon, \quad (11)$$

with probability 1,

then,  $\hat{\psi}^{\text{proxy}}(\{(W_i, \tilde{T}_i, Y_i)\}_{i=1}^n) \xrightarrow{n \rightarrow \infty} \psi^{\text{proxy}}.$

The theorem supposes that the information contained in the text has two parts, and that the part which suffices to predict  $Y$ , called  $A$ , does not perfectly predict  $\hat{T}$ . In other words, if one trains a classifier to predict reply time from emails, the learned representations will not perfectly capture politeness. With this assumption the consistency of  $\psi^{\text{proxy}}$  follows immediately from the consistency of the ATE, although further investigation of overlap criteria for text-based causal inference is an important direction for future work.

## B $C$ -restriction

Section 4 said that adjusting for the text  $W$  is sufficient for blocking the confounding backdoor path created by other properties of the text  $\tilde{Z}$ . In Section 5.1 we proposed performing this adjustment with BERT. We could alternatively try to block this path by restricting a  $\hat{T}$ -boosting model to only use information related to the confounding covariates  $C$  (for which we can adjust). This could capture the same desired effect as conditioning on  $W$  by accounting for whatever extra information was leaked from  $W$  into  $\hat{T}$ . We accordingly experiment with restricting the model to features that are highly correlated

with  $C$ : we compute point-biserial correlation coefficients (Glass and Hopkins, 1996) between each word and  $C$ , then select the top 2000 words as features for the bootstrapping model. Results are given in Table 4 and suggest that while it still gives an improvement over the raw  $\hat{T}$ 's,  $C$ -restriction yields more conservative estimates than adjusting for  $W$ .

### C Ablating $T$ -boost

$T$ -boost only uses a classifier to change the treatment status of an example on  $\hat{T} = 0$  examples. Intuitively, this is because  $\hat{T}$  is assumed to be a reasonable estimate of  $\tilde{T}$  and therefore has a low false positive rate. We investigate this by ablating this part of the algorithm and directly setting  $\hat{T}^*$  to the classifier's prediction. Our results on lexicon-based  $\hat{T}$ 's (Table 5, we observed similar outcomes with other  $\hat{T}$ 's) suggest this can reduce performance because a large number of correctly labeled  $\hat{T} = 1$  examples are flipped.

Estimator	Estimate
oracle ( $\psi$ )	15.54
proxy-lex ( $\hat{\psi}^{\text{naive}+C}$ )	11.21
$T$ -boost ( $\hat{T} = 0$ only, $\hat{\psi}^{\text{naive}+C}$ )	<b>14.60</b>
$T$ -boost (all examples, $\hat{\psi}^{\text{naive}+C}$ )	10.00

Table 5: It is advantageous to only relabel  $\hat{T} = 0$  examples.

### D Lemma used by Theorems 2 and 3

$$\begin{aligned}\mathbb{E}[Y | W, \hat{T} = 1] &= \mathbb{E}[Y | W, T = 1] \Pr(T = 1 | W, \hat{T} = 1) \\ &\quad + \mathbb{E}[Y | W, T = 0] \Pr(T = 0 | W, \hat{T} = 1) \\ \mathbb{E}[Y | W, \hat{T} = 0] &= \mathbb{E}[Y | W, T = 0] \Pr(T = 0 | W, \hat{T} = 0) \\ &\quad + \mathbb{E}[Y | W, T = 1] \Pr(T = 1 | W, \hat{T} = 0)\end{aligned}$$

*Proof.* Apply the law of total probability and definition of conditional independence to the causal graph given in Figure 3.  $\square$

### E Proof of Theorem 3

We write the proof for the case  $C = \{\}$ . The general case follows immediately by replacing each instance of  $W$  with  $(W, C)$ :

$$\begin{aligned}\mathbb{E}[Y | \hat{T} = 1] &= \mathbb{E}[\mathbb{E}[Y | \hat{T} = 1, W] | \hat{T} = 1] \\ &= \mathbb{E} \left[ \mathbb{E}[Y | \hat{T} = 1, W] \frac{\Pr(W | \hat{T} = 1)}{\Pr(W)} \right] \\ &= \mathbb{E} \left[ \mathbb{E}[Y | \hat{T} = 1, W] \frac{\Pr(\hat{T} = 1 | W)}{\Pr(\hat{T} = 1)} \right]\end{aligned}$$

Where the first equality is by the tower property, the second by inverse probability weighting, and the third Bayes' rule. We continue by invoking Lemma 1:

$$\begin{aligned}\mathbb{E}[Y | \hat{T} = 1, W] &\frac{\Pr(\hat{T} = 1 | W)}{\Pr(\hat{T} = 1)} = \\ &\mathbb{E}[Y | W, T = 1] \Pr(T = 1 | W, \hat{T} = 1) \frac{\Pr(\hat{T} = 1 | W)}{\Pr(\hat{T} = 1)} \\ &\quad + \mathbb{E}[Y | W, T = 0] \Pr(T = 0 | W, \hat{T} = 1) \frac{\Pr(\hat{T} = 1 | W)}{\Pr(\hat{T} = 1)} \\ &= \mathbb{E}[Y | W, T = 1] \frac{\Pr(T = 1, \hat{T} = 1 | W)}{\Pr(\hat{T} = 1)} \\ &\quad + \mathbb{E}[Y | W, T = 0] \frac{\Pr(T = 0, \hat{T} = 1 | W)}{\Pr(\hat{T} = 1)}.\end{aligned}$$

The analogous expression for  $\mathbb{E}[Y | \hat{T} = 0]$ :

$$\begin{aligned}\mathbb{E}[Y | \hat{T} = 0] &= \mathbb{E} \left[ \mathbb{E}[Y | W, T = 0] \frac{\Pr(T = 0, \hat{T} = 0 | W)}{\Pr(\hat{T} = 0)} \right. \\ &\quad \left. + \mathbb{E}[Y | W, T = 1] \frac{\Pr(T = 1, \hat{T} = 0 | W)}{\Pr(\hat{T} = 0)} \right]\end{aligned}$$

And now plugging into the ATE formula:

$$\begin{aligned}\psi^{\text{naive}} &= \mathbb{E}[\mathbb{E}[Y; do(\hat{T} = 1)] - \mathbb{E}[Y; do(\hat{T} = 0)]] \\ &= \mathbb{E}[\mathbb{E}[Y | \hat{T} = 1] - \mathbb{E}[Y | \hat{T} = 0]] \\ &= \mathbb{E} \left[ \mathbb{E}[Y | W, C, T = 1] \left( \frac{\Pr(T = 1, \hat{T} = 1 | W)}{\Pr(\hat{T} = 1)} - \frac{\Pr(T = 1, \hat{T} = 0 | W)}{\Pr(\hat{T} = 0)} \right) \right. \\ &\quad \left. - \mathbb{E}[Y | W, T = 0] \left( \frac{\Pr(T = 0, \hat{T} = 0 | W)}{\Pr(\hat{T} = 0)} - \frac{\Pr(T = 0, \hat{T} = 1 | W)}{\Pr(\hat{T} = 1)} \right) \right]\end{aligned}$$

The result follows immediately.  $\square$

### F Proof of Theorem 2

Let

$$\begin{aligned}\epsilon_0 &= P(T = 0 | \hat{T} = 1, W) \\ \epsilon_1 &= P(T = 1 | \hat{T} = 0, W, C) \\ p_1 &= P(T = 1 | \hat{T} = 1, W) \\ p_0 &= P(T = 0 | \hat{T} = 0, W) \\ E_1 &= \mathbb{E}[Y | W, T = 1] \\ E_0 &= \mathbb{E}[Y | W, T = 0]\end{aligned}$$

Now recall

$$\hat{\psi}^{\text{proxy}} = \mathbb{E}_W[\mathbb{E}[Y | \hat{T} = 1, W] - \mathbb{E}[Y | \hat{T} = 0, W]]$$



Now we write the inner part using Lemma D, collect terms, and use the law of total probability to write everything in terms of misclassification probabilities:

$$\begin{aligned}
&= (E_1 p_1 + E_0 \epsilon_0) - (E_0 p_0 - E_1 \epsilon_1) \\
&= E_1(p_1 + \epsilon_1) + E_0(\epsilon_0 - p_0) \\
&= E_1((1 - \epsilon_0) + \epsilon_1) + E_0(\epsilon_0 - (1 - \epsilon_1)) \\
&= (E_1 - E_0)(1 - (\epsilon_0 + \epsilon_1))
\end{aligned}$$

which completes the proof  $\square$

## G Deriving semi-oracle, a Causal Estimator for when $P(T|\hat{T})$ is known

This is an ATE estimator which assumes access to  $P(\hat{T}|T)$  instead of  $T$  but is still unbiased. We derive this estimator using the “matrix adjustment” technique of Wood-Doughty et al. (2018); Pearl(2012). We start by decomposing the joint distribution

$$\begin{aligned}
P(Y, T, \hat{T}, C) &= P(\hat{T}|Y, C, T)P(Y, C, T) \\
P(Y, C, \hat{T}) &= \sum_T P(\hat{T}|Y, C, T)P(Y, C, T)
\end{aligned}$$

We can write this as a product between a matrix  $\mathbf{M}_{c,y}(\hat{T}, T) = P(\hat{T}|Y, C, T)$  and vector  $\mathbf{V}_{c,y}(T) = P(Y, C, T)$ :

$$\begin{aligned}
\mathbf{V}_{c,y}(\hat{T}) &= \sum_T \mathbf{M}_{c,y}(\hat{T}, T) \mathbf{V}_{c,y}(T) \\
&= \mathbf{M}_{c,y} \mathbf{V}_{c,y}
\end{aligned}$$

Under fairly broad conditions,  $\mathbf{M}$  has an inverse, which allows us to reconstruct the joint distribution:

$$P(Y, T, C) = \sum_{\hat{T}} \mathbf{M}_{c,y}^{-1}(T, \hat{T}) \mathbf{V}_{c,y}(\hat{T})$$

From which we can recover the ATE

$$\psi^{matrix} = \sum_c \left[ \frac{P(Y, T = 1, C)}{\sum_Y P(Y, T = 1, C)} - \frac{P(Y, T = 0, C)}{\sum_Y P(Y, T = 0, C)} \right] P(C)$$

Note that for our binary setting we have

$$\begin{aligned}
\mathbf{M}_{c,y} &= \begin{bmatrix} 1 - \delta_{c,y} & \epsilon_{c,y} \\ \delta_{c,y} & 1 - \epsilon_{c,y} \end{bmatrix} \\
\mathbf{M}_{c,y}^{-1} &= \frac{1}{1 - \epsilon_{c,y} - \delta_{c,y}} \begin{bmatrix} 1 - \epsilon_{c,y} & -\epsilon_{c,y} \\ -\delta_{c,y} & 1 - \delta_{c,y} \end{bmatrix} \\
\epsilon_{c,y} &= P(\hat{T} = 0 | T = 1, C, Y) \\
\delta_{c,y} &= P(\hat{T} = 1 | T = 0, C, Y)
\end{aligned}$$

Note also that this expression is similar to  $\tau_{ME}$  in Wood-Doughty et al. (2018) except their error terms are of the form  $P(T|\hat{T})$ .