

Persian Handwritten Digit, Character, and Words Recognition by Using Deep Learning Methods

Mehdi Bonyani^a, Simindokht Jahangard^{b*}

^a University of Tabriz, Department of Computer Engineering, m_bonyani96@ms.tabrizu.ac.ir

^b Amirkabir University of Technology, Department of Robotics Engineering, s_jahangard@aut.ac.ir

Abstract



















Digit, character, and word recognition of a particular script play a key role in the field of pattern recognition. These days, Optical Character Recognition (OCR) systems are widely used in commercial market in various applications. In recent years, there are intensive research studies on optical character, digit, and word recognition. However, only a limited number of works are offered for numeral, character, and word recognition of Persian scripts. In this paper, we have used deep neural network and investigated different versions of DensNet models and Xception and compare our results with the state-of-the-art methods and approaches in recognizing Persian character, number, and word. Two holistic Persian handwritten datasets, HODA and Sadri, have been used. For a comparison of our proposed deep neural network with previously published research studies, the best state-of-the-art results have been considered. We used accuracy as our criteria for evaluation. For HODA dataset, we achieved 99.72% and 89.99% for digit and character, respectively. For Sadri dataset, we obtained accuracy rates of 99.72%, 98.32%, and 98.82% for digit, character, and words, respectively.

Keywords: Optical Character Recognition (OCR), Persian character, Persian digit, Persian words













1) Introduction

"Arabic" and "Persian" are the main languages of most countries in the Middle East. Persian is the mother tongue in Iran, Tajikistan, and Afghanistan, and people in Saudi Arabia, Yemen, Iraq, and Oman speak and write in Arabic. More than 667 million people in these countries speak in Persian [1]. The existence of a great variety of Persian script as well as the various forms of Persian letters depending on their location in the word (see Figure 1a, and different writing shape of some digits (Figure 1a) have challenged the recognition of Persian manuscripts [2]. Over the past few decades, the recognition of written patterns, which mostly include letters of the alphabet and handwritten numbers has attracted many researchers who have been working since the early 1970s. Although this extensive research has led to the development and expansion of many efficient methods for entering information into documents, books, etc., to computers, most methods are still not fully applicable and require more effort to fill this gap [3]. Optical Character Recognition (OCR) is the process of converting scanned images from handwritten or machine-printed text to simple files such as text files, formatted files such as (hypertext markup language) files, or streams of characters that can be read by the machine. The data path in a typical character recognition

system consists of three main steps: document digitization, character or word recognition, and output distribution [4].

General Name	Ain		Cheh		Heh	
Initial form						
Medial form						
Final form						

(a)

0		2		3		4		5		6	
											

(b)

Figure 1. Challenges in Persian handwritten scripts: (a) some samples of variations in the form of Persian letters depending on their locations in a word and (b) two styles of some digits in Persian

Handwriting recognition of a manuscript includes two general categories of offline recognition and online recognition. If the handwriting is scanned and then processed by a computer, it is called offline recognition, and if the handwriting recognition is done while a stylus and a touch screen are used, it is called online recognition. In other words, the input data for offline systems are scanned images of the texts, and for online systems, the coordinates of the font on a page [3]. In general, the challenges in recognizing handwritten words can be mentioned as follows:

- Lack of robust methods that operate through hierarchical learning of features and can learn the properties specific to each word
- The variety in how to write different characters in different words, as well as a great inter-person variability in handwritings
- The small number of methods that are image noise-resistant
- Lack of valid and complete Persian databases

Since there are no accurate and comprehensive systems for recognizing Persian handwritten scripts, in this research, we have tried to identify the manuscript digits, characters, and words with desirable accuracy using new, comprehensive, and valid Persian datasets, HODA and Sadri [5, 6].

Recently, deep learning algorithms have been used to recognize handwritten digits, characters, and words, and excellent results have been obtained compared to previous approaches in which humans manually extract features from an image [7, 8]. The goal of deep learning algorithms is automatic learning and extracting features. These features are learned by features of the upper

layers that are themselves learned from the lower layers by the data directly and without the features being obtained by humans [9].

The method used in this study to recognize Persian handwritten digit, character, and words is based on deep learning. By choosing the appropriate architecture and structure for the convolutional neural network, we tried to increase the accuracy of Persian handwritten digit, character, and word recognition. For this purpose, we examined a set of different DenseNet [10] architectures with different numbers and types of layers, the size of each layer according to the number of neurons in each layer, and the type of the activity function. We chose the best structure among all the evaluated structures.

The contribution of this paper contains proposing a new deep learning method for handwritten Persian character, number, and word recognition. We evaluated the proposed approach and compared that to the recently published methods in the literature. The organization of this study is as follows. Section 2 provides a literature review and previous studies in OCR, Section 3 gives a complete explanation of the used method, datasets, preprocessing step, training step, and evaluation metrics. In section 4, test results for each method and analysis of the proposed methods have been provided. Section 5 contains the conclusion and future work.

2) Literature review

In order to recognize Persian manuscript digit, character and words, the stage of extracting features from manuscript images in the past was done by humans and features were selected and extracted manually by humans. Sadri et al. [6] extracted the features to identify Persian handwritten digits using the gradient histogram method, then used different classification algorithms, including multilayer neural network perceptron and nearest neighbors. The best result was obtained with an accuracy of 98.57%. Parseh and Moftahi combined some features including zoning, crossing count and hole size etc to recognize Persian handwritten digits on HODA dataset. Then, the Principal Component Analysis (PCA) was also used to reduce the feature vectors size and Support Vector Machine (SVM) were employed as classifier, they have achieved 99.07% of accuracy [11]. A Holography graph neuron-based system for Persian handwriting character recognition was implemented by Hajhashemi et al [12]. In their study, a Vector Symbolic Architectures is proposed to implement the method and the accuracy of 88.9% was achieved on HODA dataset. Character recognition using Hidden Markov Model (HMM) was studied by Ghods and Sohrabi [13]. They introduced a method for Farsi character recognition. In their methods, HMM technique has been exploited to recognize the main body and in the next step, based on delayed strokes (dots, small signs) final recognition is performed. TMU dataset was used and they obtained accuracy of 95.9% and 94.2% for the group and the character, respectively. Arani [14] presented a method for recognition of handwritten Farsi words. In their method, the outputs of right-to-left (RtL) and left-to-right (LtR) of hidden markov model were fused. They tested their methods on the names of cities. They achieved 97.93% of accuracy. Khorashadizadeh et al [2] combined four directional Chain Code Histogram (CCH) and Histogram of Oriented Gradient (HOG) to construct and

invariant and efficient feature for Arabic/Farsi handwritten digit recognition. Their proposed feature set has 164 dimensions and SVM was used. HODA dataset was used and the accuracy of 99.58% was obtained. Sajedi [15] proposed a modified framing feature to recognize digits. Several experiments were done and SVM and KNN classifier were used. The 99.07% of accuracy for HODA dataset was obtained. Montazer et al.[16] developed a new approach for handwritten digit recognition. They applied Bag of Visual Words (BoVW) technique and constructed images feature vectors in which each visual word is described by Scale Invariant Feature Transform (SIFT) method and Quantum Neural Networks (QNN) used as classifier. They tested their method on HODA dataset and obtained 99.30% of accuracy.

Today, with the extraordinary development of deep learning methods and their high ability to learn hierarchically, the feature extraction step is done automatically by the algorithm. In the field of recognizing Persian handwritten scripts using deep learning methods, some studies have been done in recent years.

Mohammad Parseh et al. for high-level feature extraction, used Convolutional Neural Network (CNN). After that, a non-linear multi-class Support Vector Machine (SVM) classifier was used for data classification instead of a fully connected layer in the final layer of CNN. The proposed method has been applied to the HODA dataset and obtained 99.56% of recognition rate [17]. Nanehkaran et al. explored the traditional methods including K-nearest neighbor, artificial neural network (ANN) and support vector machine classifier to classify digits. Based on their study, geometric and correlation-based features demonstrated better performance. They also investigated deep neural network and auto-encoder in which CNN layers were combined and resulted in improved results. The best accuracy among the traditional classifiers based on all investigated features is 99.3% accuracy obtained by the SVM, and the CNN achieves the best overall accuracy of 99.45% [18]. Gadikolaie et al. [19] presented a segmentation-based method for offline Farsi handwritten word recognition. They segmented the words into sub-words. They created a N simple recurrent neural network classifier with True/False outputs for each sub-word, instead of using a single complex classifier with many N output classes. They evaluated their method on Iranshahr dataset. The best accuracy achieved was 90.5%. Akhlaghi [20] applied neural network and CNN in which three convolution layers and two pooling layers were implemented on digit part of HODA dataset and achieved 99.34% of accuracy. Savaramini et al [21] used CNN to extract features and classification of Persian handwritten character recognition. They tested their model on HODA dataset and achieved accuracy of 97.7%. Roohi et al [22] implemented three types of neural networks on Persian handwritten character : a linear classification method with softmax as a classifier, CNN based on LeNet-5 structure and extended CNN which is based on bagging paradigm. The HODA dataset was used and the best accuracy was 97.1%. Farahbakhsh et al. have used the Alexnet model of neural networks. Using the data augmentation method, they achieved 99.67% accuracy on HODA handwritten digits [23]. Bossaghzadeh et al. used VGG neural network on the HODA dataset and detailed features, the features were extracted and PCA was applied to reduce the computational load, then with linear SVM, these features are classified and reached the accuracy of 99.69% [24]. Table (1) provides summary of mentioned studies.

Table 1. summary of literature review

Author	data	Dataset	Accuracy	Method
Sadri et al [6]	digit	Sadri	98.57%	multilayer neural network perceptron , nearest neighbors
Parseh [11]	digit	HODA	99.07%	PCA , SVM
Ghods [13]	character	TMU	95.90% ,94.20%	HMM
Parseh[17]	digit	HODA	99.56%	CNN, SVM
Nanehkaran [18]	digit	HODA	99.3%	geometric , correlation_based features
Nanehkaran [18]	digit	HODA	99.45%	deep neural network , auto_encoder
Arani [14]	words	Iranshahr	97.93%	RtL- and LtR-HMMs
Ghadikolaie [19]	words	Iranshahr	90.50%	Recurrent Neural Network
Khorashadizadeh [2]	digit	HODA	99.58%	Chain Code Histogram (CCH) and Histogram of Oriented Gradient (HOG)
Sajedi [15]	digit	HODA	99.07%	Modified framing feature, SVM, KNN classifier
Akhlaghi [20]	digit	HODA	99.34%	NN, CNN
Montazer [16]	digit	HODA	99.30%	BoVW, SIFT,QNN
Sarvaramini [21]	character	HODA	97.7%	CNN
Roohi[22]	character	HODA	97.10%	Linear classification, CNN based on LeNet-5
Hajihashemi[12]	character	HODA	88.90 %	Holography graph neuron-based
Farahbakhsh[23]	digit	HODA	99.67%	Alexnet
Bossaghzadeh[24]	digit	HODA	99.69%	VGG, PCA,SVM

3) Methods

In this study, in digit and character part, DenseNet (Densely Connected Convolutional Networks) [10] was used. DenseNet architecture is inspired by the design of both ResNet [25] and Inception [26] architectures and is quite similar to ResNet, but has some fundamental differences. Blocks in DenseNet architecture are such that they are a sequence of layers in which the input in each layer receives a set of all the previous feature maps in an appended form, in which the output of each layer is a function of the entire feature map of the previous layer. In this case, a regular network with L layer has L connection, each densblock has $l(l + 1) / 2$ direct connection. In DenseNet architecture, each layer is directly connected to every other layer in feed-forward fashion and each feature maps of all preceding layers are considered as separate inputs. DensNet is the joining or combination of multiple inputs $H_l()$ to a single tensor. Each $H_l()$ consists of three manual normalization operators, ReLU and a 3×3 convolution. This unusual sequence of operators is called the pre-activation unit. The transition layers are the layers between the densblocks, which are composed of batch normalization, a 6×6 convolution layer, and are then followed by an

average pooling 2×2 with stride 2. Compared to the other state-of-the-art methods, DenseNet requires less computation to achieve high performance.

There are many factors in choosing the preferred model for Persian handwriting recognition. In this article, the main reason for choosing the DenseNet model is the low number of parameters of this model. Given the number of problem data, which is about 60,000 to 70,000, for each number, letter, and word problem, architectures like Densenet are a better choice than ResNet architects, which have a parameter of about 25 to 26 million. This property of DenseNet model decreases the probability of overfitting while training the network with low number of data. The second reason for using the DenseNet architecture, which was also explained in the introduction section, is the complexity of recognizing Persian handwriting. The different variety of writing some letters, the use of different fonts, different shapes of a number (Figure 1), etc. are the difficulties we face in recognizing Persian handwriting, and the architecture of DenseNet according to its structure described above is deep enough to extract best features from complex images.

In our experiment, we used four different versions of DenseNet architectures: DenseNet121, DenseNet161 and DenseNet169, DenseNet201. The numbers (121,161,169,201) correspond to the number of layers with trainable weights. For digit and character the DenseNet architecture without changing the last layer were used Figure 2(a), while for word, the last layers of the networks were changed in which fully connected and dropout layer repeated twice followed by Softmax layer, Figure 2(b). Different architectures for digit, character and words were employed and the best result is illustrated in Table (8), (9) and (10). In addition, Xception model [27] were used for word handwritten recognition. More explanation has been given on 3-3 section.

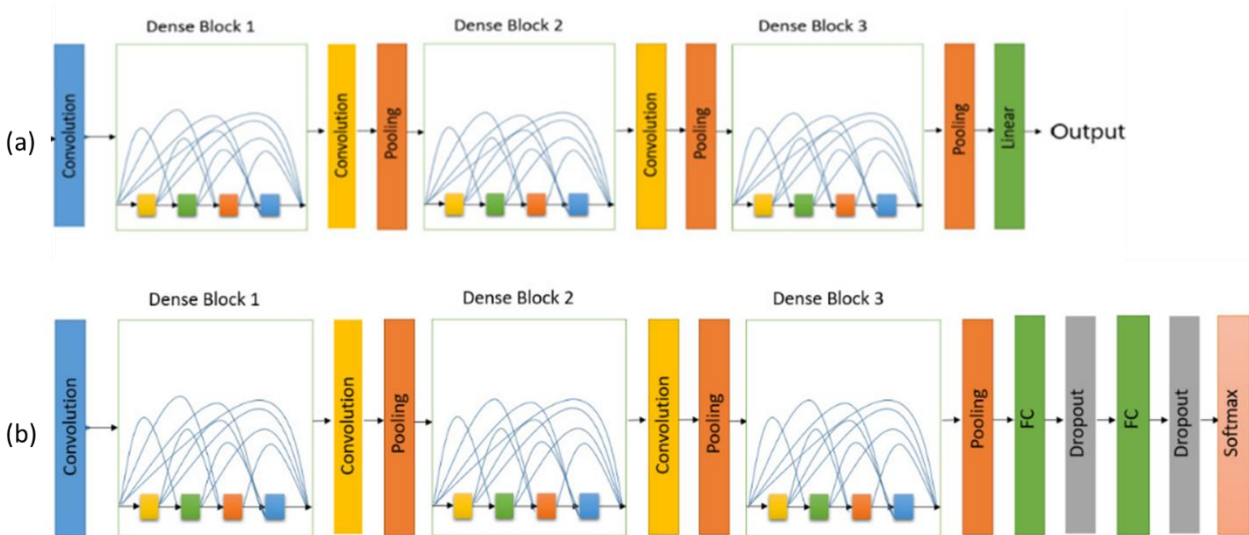


Figure 2. DenseNet architecture (a) used for digit and character (b) used for word

3-1) Materials (Dataset)

In this study, to evaluate our proposed method, two datasets were used; the dataset of Sadri [6] and HODA[5] . Sadri dataset is comprehensive Persian handwritten dataset which is composed of texts, words, numbers, dates (numbers and words), numeric strings, letters of the alphabet, signs and symbols. In this study, words, digits and characters from Sadri dataset have been used. The number of words in Sadri dataset is 70,000 and in order to collect them, 500 Persian language authors have been randomly selected and used, of which 250 are men and 250 are women and 10% of these people are left-handed. In section of digits of Sadri dataset, each digit is written 20 times by each author. In total, in this dataset, 97194 images of digits are available in the form of 10 classes. Each digit has approximately 9,000 samples and the number of images of Persian numerals in each class is balanced.

As explained above, Sadri dataset contains the letters of the Persian alphabet. Persian language consists of 32 alphabetic letters. In Persian texts, in addition to different writing styles, the shape of the letters, their formal forms are different according to their position in a word. Therefore, for each letter of the Persian alphabet, primary, intermediate, final and separate forms have been collected from each author in this dataset. In total, there are 42,962 images in this data set in 86 classes, and we have about 500 images in each class. Examples of words, digits and character images from this dataset are shown in the figure (3) below.

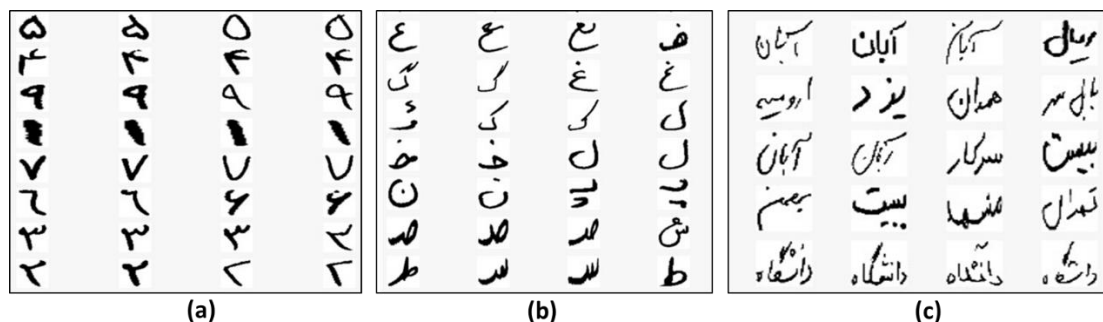




Figure 3. some sample of (a) digit (b) character (c) words in Sadri dataset

Another largest standard Persian/Arabic handwritten dataset as mentioned above is HODA dataset that compose of digits and alphabetic letter sections that 200 dpi was used for its scanning. The digit section contains 60,000 training data and 20,000 test data which is filled by high school and B.Sc students in Iran. Each digit class has 6000 samples for training and 2000 samples for testing. The character part of HODA dataset includes 70,645 and 17,706 for training and testing part, respectively. Figure (4) shows some sample digits and letters from HODA dataset.



(a)



(b)

Figure 4. Some samples of (a) digits with different style and (b) characters in HODA dataset

3-2) Preprocessing

In preprocessing stage, some modifications have been made on raw images. For consistency and simplicity, the images have been resized to 80×80 and 64×64 in Sadri and HODA dataset, respectively by using inter-area interpolation in OpenCV library [28]. Due to the different dimensions of the image, the average and standard deviation of the image dimensions have been calculated so that the image dimensions can be changed in such a way that small images are not too large and large images are not too small, because there are disadvantages in both cases. Excessive size of small images causes blurring and reduced image quality, and shrinking large images leads to data loss, which may affect the end result. However, enlarging the images increases the computing time and reduces the computing power and makes the training process longer. Therefore, the final size has been selected based on mean and standard deviation of all images to balance between computing power and loss of information. In addition, morphological operation such as dilation for extending bright area of image and median filter for noise reduction and edge smoothing were employed. First row in figure (5) depicts these operations on raw images and the second row shows the preprocessed images. Moreover, due to limited data, we used data augmentation for training and validation set and Test Time Augmentation (TTA) for test set. In both dataset, for character and digit part, Different data augmentation techniques, such as rotating, median filter, Gaussian filter and shift and for word part shift-scale, rotating horizontal flipping were applied to dataset to create more training samples.

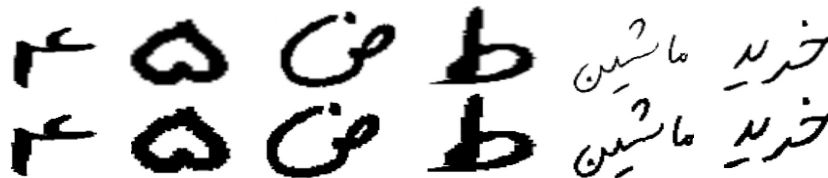


Figure 5. Some sample of preprocessed images

Table 2 the number of training, validation and test in each dataset

Dataset	Training	Validation	Test	Module	Size varies from	Final size
HODA(character)	63580	17706	7065	Binary	22×21	to 64×64
	70%	20%	10%	.tif	37× 36	
HODA(digit)	60000	22352	20000	Binary	21× 14	to 64×64
	60%	20%	20%	.tif	35×26	
Sadri (words)	51312	8139	10496	Binary	21×22	to 80×80
	73%	12%	15%	.tif	221×440	
Sadri(character)	34369	6445	2148	Binary	41×37	to 64×64
	80%	15%	5%	.tif	73×77	
Sadri(digits)	60000	17194	20000	Binary	28×24	to 64×64
	60%	20%	20%	.tif	52×44	

3-3) Training

To train our networks, for each dataset, the two methods of training were investigated.

In first method, each dataset divided into three part: training, validation and test set. The exact number of each set for each dataset has been provided in Table (2). In the first method, the three versions of DenseNet architectures were investigated: DenseNet121, DenseNet161 and DenseNet169. After testing each architecture augmentation was applied on the architecture which obtained the best accuracy and we named it “DenseNet+”. Figure (6) and figure (7) illustrate the tested architecture with the best accuracy for both HODA and Sadri dataset.

In second method, k-fold cross-validation method [29] was used in which k varies from 1 to 10. k-fold cross-validation is to divide all the available data items into roughly equal-sized sets. Each set is used exactly once as the test set while the remaining data is used as the training set. We implemented two DenseNet architecture in second method, DenseNet121 and DenseNet121-TTA. In DenseNet121-TTA , TTA stands for Test Time Augmentation. Similar to Data Augmentation done to training set, Test Time Augmentation is performed to test images randomly. Thus, instead of showing the regular images shown to the trained model, the augmented images are shown it several times. Then the average of the predictions of each corresponding images is calculated.

3-3-1) Training HODA dataset

For HODA dataset, in first method, the digit, character division for training, validation and test are (60%, 20%, 20%) and (70%, 20%, 10%), respectively. More details have been provided on Table (2). Three versions of DenseNet architectures has been used for both digit and character part. To train the networks in this dataset for both digit and character, the number of epochs was 150 with batch size of 2048 and learning rate was 0.09. Also, we used Stochastic Gradient Descent (SGD) [30] as an optimizer and categorical cross entropy as a loss function. Moreover, the regularization

parameter with value of 0.0001 and drop out with value of 0.15 before fully connected layer were used. For all three versions of DenseNet architecture mentioned hyperparameters are the same. The obtained accuracy of each architecture is illustrated in figure (6). As it can be observed in Figure (6) the best accuracy for both digit and character belongs to DenseNet121 and with implementing augmentation, it reached to 99.49% and 98.1% for digit and character, respectively. In k-fold cross-validation method, we used DenseNet121 and Densenet121-TTA performed Test Time Augmentation as described above. We changed k from 1 to 10 and the accuracy of each test have been provided on Table (3) and Table (4).

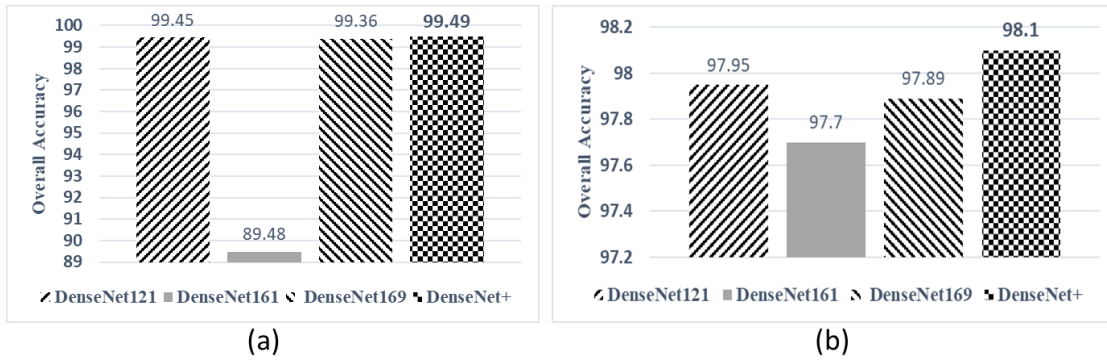


Figure 6. The accuracy of (a) digits and (b) character part in HODA dataset for three version of DenseNet

Table 3. Results of k-fold method for digits on HODA dataset

	10-fold Accuracy (%)									
	1	2	3	4	5	6	7	8	9	10
DenseNet121	99.79	99.66	99.74	99.58	99.74	99.81	99.70	99.75	99.76	99.71
Mean	99.72									
DenseNet121 +TTA	99.79	99.69	99.74	99.55	99.71	99.80	99.70	99.74	99.78	99.71
Mean	99.72									

Table 4. Results of k-fold method for character on HODA dataset

	10-fold Accuracy (%)									
	1	2	3	4	5	6	7	8	9	10
DenseNet121	98.38	98.23	98.50	98.29	98.30	98.24	98.04	98.15	98.13	98.16
Mean	98.24									
DenseNet121 +TTA	98.46	98.36	98.55	98.31	98.42	98.45	98.17	98.11	98.14	98.24
Mean	98.32									

3-3-2) Training Sadri dataset

Similarly, for Sadri dataset, two methods of training described above were used. In the first method, dataset divided into three sets, training, validation and test. For digit, character and word the division for training, validation and test are (60%, 20%, 20%), (80%, 15%, 5%) and (73%,

12%, 15%), respectively. Table (2) shows the exact number of samples in each part. For digit and character section in Sadri dataset, same as HODA dataset, three versions of DenseNet, DenseNet121, DenseNet161 and DenseNet169 were used. Then, augmentation was implemented on the architecture which obtained the highest accuracy and we named it “DenseNet+”, Figure(4)(a) and (b). To train these networks the number of epochs, learning rate, regularization parameter and drop out were 150, 0.09, 0.0001 and 0.1, respectively. The batch size for digit was 2048 and for character was 1024. Moreover, similar to digit and character in HODA dataset, Stochastic Gradient Descent (SGD) as optimizer and categorical cross entropy as loss function was used. However, in word section in this dataset, in addition to DenseNet121, DenseNet161 and DenseNet169, Xception and DenseNet201 were also used and ensembled, Figure (7)(c). In other words, we give the image as an input into all architectures and the final result is based on max voting technique, Figure (8). To train five used networks epochs of 270, batch size of 1024 and learning rate of 0.0008 were used. Adam [31] and categorical cross entropy were used as optimizer and loss function. In second method, k-fold cross validation, we used DenseNet121 and DenseNet121 with Time Test Augmentation. Table (5), Table (6) and Table (7) shows the k-fold method in which k varies from 1 to 10 for digits, character and words in Sadri dataset, respectively.

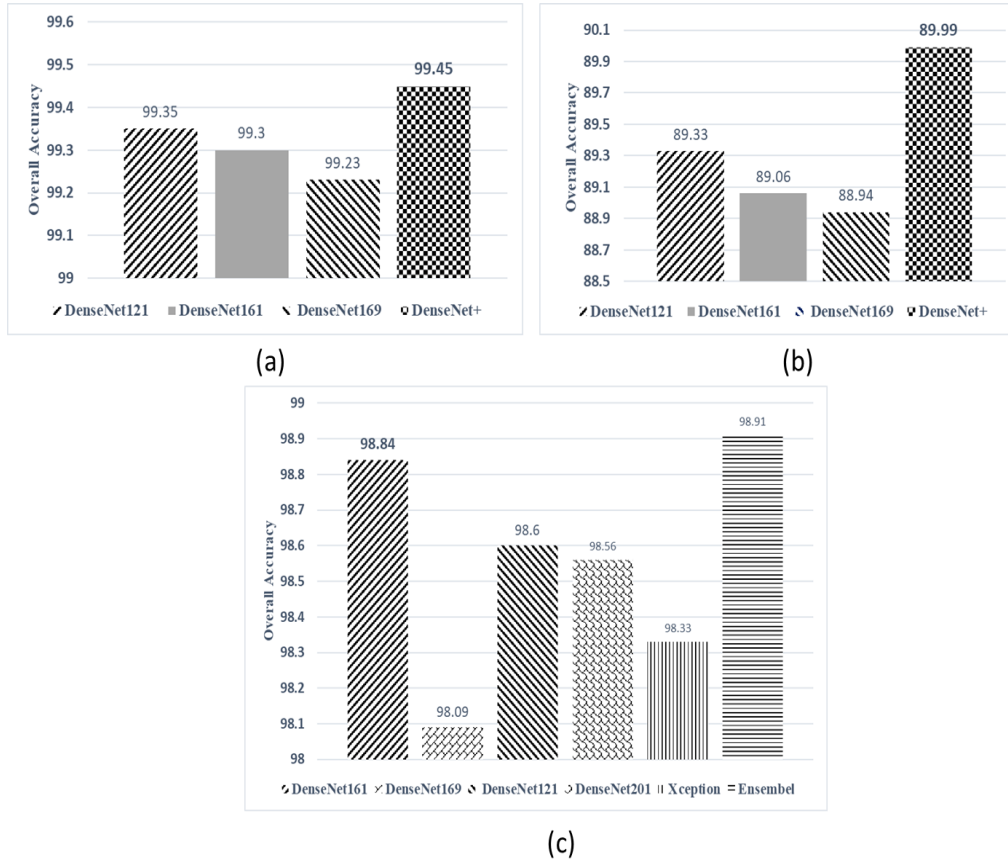


Figure 7. The accuracy of (a) digits, (b) character and (c) word part in Sadri dataset

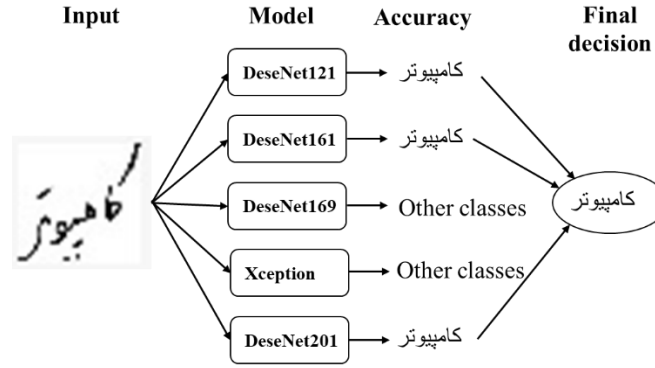


Figure 8 . example of max voting technique for word input

Table 5 .Result of k-fold method for digits on Sadri dataset

	10-fold Accuracy (%)									
	1	2	3	4	5	6	7	8	9	10
DenseNet121	99.46	99.54	99.37	99.46	99.52	99.45	99.48	99.46	99.39	99.38
Mean	99.45									
DenseNet121 +TTA	98.49	99.53	99.39	99.54	99.58	99.44	99.53	99.50	99.48	99.41
Mean	99.49									

Table 6. Result of k-fold method for character on Sadri dataset

	10-fold Accuracy (%)									
	1	2	3	4	5	6	7	8	9	10
DenseNet121	89.23	89.72	88.91	89.74	90.16	89.20	89.71	89.71	89.89	89.44
Mean	89.57									
DenseNet121 +TTA	89.61	90.07	89.51	90.16	90.42	89.65	89.83	90.38	90.47	89.58
Mean	89.97									

Table 7 . Result of k-fold method for word on Sadri dataset

	10-fold Accuracy (%)									
	1	2	3	4	5	6	7	8	9	10
DenseNet121	98.54	98.90	98.90	98.79	98.71	98.60	98.50	98.64	98.73	98.71
Mean	98.70									
DenseNet161	98.69	98.86	98.64	98.96	98.87	98.73	98.71	98.76	98.78	98.87
Mean	98.82									

3-4) Evaluation

In this study, to evaluate the performance of the CNNs, we used accuracy metric to compare the algorithm results against other state-of-the-art methods which is defined as follows:

$$Accuracy = \frac{TP+TN}{TP+FP+FN+TN} \quad (1)$$

where TP (true positive) denotes the words, digit or alphabetic letter are correctly classified, FP denotes the words, digit or alphabetic letter are incorrectly classified, TN denotes words, digit or alphabetic letters are correctly misclassified, and FN denotes the words, digit or alphabetic letters are incorrectly misclassified. In this paper, we reported all the metrics in percentage.

4) Results and Discussion

To assess the OCR performance of the proposed model, we compared the performance of the trained models with the corresponding state-of-the-art models. Table (8), Table (9) and Table (10) depict comparison of digit, character and word data on HODA and Sadri dataset. As described on section 2-3, we trained our network in two ways and in each Table both used methods are given for each dataset. We investigated different architectures in each method of training explained on section 2-3 and the best one for each method has been provided in Table (8), (9), (10).

Table (8) provides comparison of our method with state-of-the-art studies on handwritten Persian digits. For HODA dataset, our training with 10-fold cross validation with accuracy of 99.72% outperforms other best present researches. Similarly, for Sadri dataset, we achieved 99.72%, while the accuracy of Sadri was 98.57%.

Table (9) depicts the comparison of our proposed method with other research works to Persian handwritten character on HODA and Sadri dataset. Due to limited work on Persian character we have also provided results on TMU dataset. As the results illustrate, our proposed convolution neural network for recognition of handwritten character has higher performance compared to the presents methods. We obtained 98.32% and 98.10% rate of accuracy, while the best accuracy on other studies was 97.7% for HODA dataset. Also, we evaluated our method on Sadri dataset and reached high accuracy rate, 89.99% and 89.97%.

Table (10) demonstrates the comparison of the proposed method and other research works on other databases to recognize words. Studies on Persian handwritten words are very limited and our investigation in words is the first study that has been done on word section of Sadri dataset. Therefore, to compare, other dataset has been given. Our proposed method with two way of training achieved high accuracy of 98.82% and 98.70%.

Table 8. Comparison of our method with state-of-the-art methods for digit data

Reference	Dataset	Accuracy
Alaei [32]	HODA	99.37%
Hosseini[33]	HODA	97.12%
Parseh [11]	HODA	99.07%
Montazer [16]	HODA	99.30%
Al-wajih[34]	HODA	99.13%
Sajedi [15]	HODA	99.07%
Khorashadizadeh [2]	HODA	99.58%
Bossaghzadeh[24]	HODA	99.69%
Nanehkaran [18]	HODA	99.45%
Safarzadeh[35]	HODA	99.37%
Parseh[17]	HODA	99.56%

Akhlaghi [20]	HODA	99.34%
Our method	HODA	99.49%
Our method (10-fold)	HODA	99.72%
Sadri [6]	Sadri	98.57%
Our method	Sadri	99.72%
Our method (10-fold)	Sadri	99.72%

Table 9. Comparison of our method with state-of-the-art methods for character data

Reference	Dataset	Accuracy
Hajhashemi [12]	HODA	88.9 %
Ghods [13]	TMU	95.9%
Sarvaramini [21]	HODA	97.7%
Roohi[22]	HODA	97.1%
Our method	HODA	98.10%
Our method (10-fold)	HODA	98.32%
Our method	Sadri	89.99%
Our method (10-fold)	Sadri	89.97%

Table 10. Comparison of our method with state-of-the-art methods for word data

Reference	Dataset	Accuracy
Arani [14]	Iranshahr	97.93%
Ghadikolaie [19]	Iranshahr	90.5%
Our method	Sadri	98.82%
Our method (10-fold)	Sadri	98.70%

For digit data, confusion matrixes have also been provided for HODA and Sadri dataset, Figure (9)(a) and Figure (9)(b), respectively. According to the confusion tables, it is clear that the model error is not directed to a specific class and the error is distributed scattered in all classes. As shown in the table, some digits that are very similar in appearance, such as 3 and 2, see Figure (1)(a), are more likely to be misrecognized. The numbers on the diameter indicate the number of correct recognition. Due to big size of confusion matrix of character and word, we ignore to provide in this paper, but it is available on link of code.

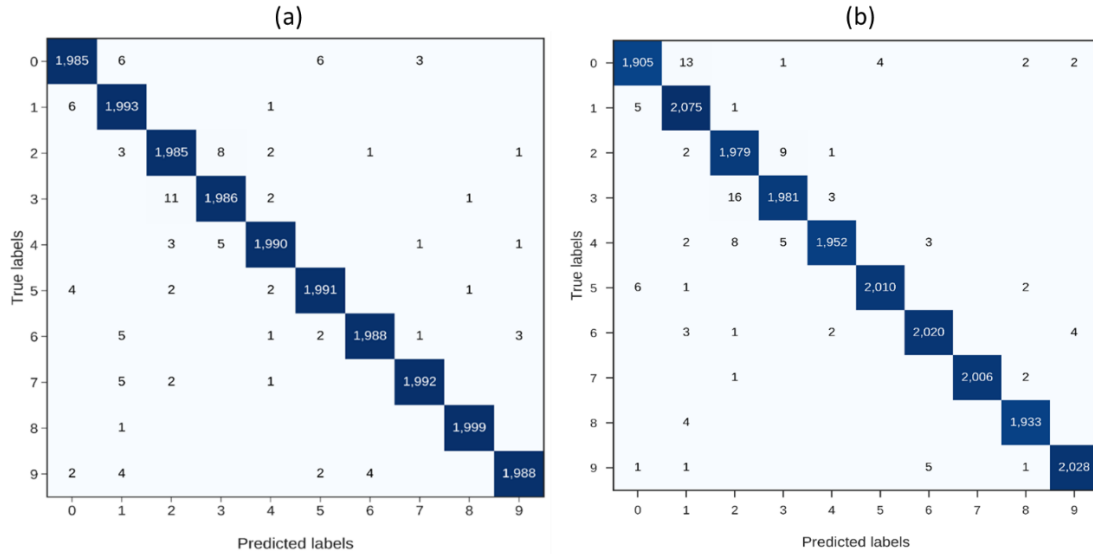


Figure 9. Confusion Matrix for digit data for (a) HODA and (b) Sadri dataset

5) Conclusion

We have presented a method to recognize Arabic/ Persian handwritten digit, Persian character and words. We used Densenet as fully convolutional deep neural network which has been demonstrated high capability in learning and extracting image-derived features. We have tested the networks including Densenet121, DenseNet161, DenseNet169 for digit and character and for words Xception and DenseNet201 were also tested. We employed two methods for training networks: division of dataset into training, validation and test sets and k-fold cross validation. Two different comprehensive Persian datasets including HODA (digit and character) and Sadri (digit, character and word) have been used. We compared our method to the best state-of-the-art methods widely used in OCR and our method demonstrated higher accuracy. For HODA dataset, we achieved 99.72% and 89.99% for digit and character, respectively and for Sadri dataset, we obtained 99.72%, 98.32% and 98.82% of accuracy rate for digit, character and words, respectively. In future, our proposed approach is expected to be deploy not only for Persian handwritten OCR but also for other languages.

6) Disclosures

The authors declare no conflict of interest.

7) References

- [1] D. ping Tian, "A review on image feature extraction and representation techniques," *International Journal of Multimedia and Ubiquitous Engineering*, vol. 8, no. 4, pp. 385-396, 2013.

- [2] S. Khorashadizadeh and A. Latif, "Arabic/Farsi Handwritten Digit Recognition using Histogram of Oriented Gradient and Chain Code Histogram," *International Arab Journal of Information Technology (IAJIT)*, vol. 13, no. 4, 2016.
- [3] S. Pansare and D. Joshi, "A Survey on Optical Character Recognition Techniques," *International Journal of Science and Research (IJSR)*, vol. 3, no. 12, pp. 1247-1249, 2014.
- [4] E. Borovikov, "A survey of modern optical character recognition techniques," *arXiv preprint arXiv:1412.4183*, 2014.
- [5] H. Khosravi and E. Kabir, "Introducing a very large dataset of handwritten Farsi digits and a study on their varieties," *Pattern recognition letters*, vol. 28, no. 10, pp. 1133-1141, 2007.
- [6] J. Sadri, M. R. Yeganehzad, and J. Saghi, "A novel comprehensive database for offline Persian handwriting recognition," *Pattern Recognition*, vol. 60, pp. 378-393, 2016.
- [7] X.-X. Niu and C. Y. Suen, "A novel hybrid CNN-SVM classifier for recognizing handwritten digits," *Pattern Recognition*, vol. 45, no. 4, pp. 1318-1325, 2012.
- [8] G. E. Hinton and R. R. Salakhutdinov, "Reducing the dimensionality of data with neural networks," *science*, vol. 313, no. 5786, pp. 504-507, 2006.
- [9] M. Dehghan and K. Faez, "Farsi handwritten character recognition with moment invariants," in *Proceedings of 13th International Conference on Digital Signal Processing*, 1997, vol. 2, pp. 507-510: IEEE.
- [10] G. Huang, Z. Liu, L. Van Der Maaten, and K. Q. Weinberger, "Densely connected convolutional networks," in *Proceedings of the IEEE conference on computer vision and pattern recognition*, 2017, pp. 4700-4708.
- [11] M. J. Parseh and M. Meftahi, "A new combined feature extraction method for Persian handwritten digit recognition," *International Journal of Image and Graphics*, vol. 17, no. 02, p. 1750012, 2017.
- [12] V. Hajhashemi, M. M. A. Ameri, A. A. Gharahbagh, and A. Bastanfard, "A pattern recognition based Holographic Graph Neuron for Persian alphabet recognition," in *2020 International Conference on Machine Vision and Image Processing (MVIP)*, 2020, pp. 1-6: IEEE.
- [13] V. Ghods and M. K. Sohrabi, "Online Farsi Handwritten Character Recognition Using Hidden Markov Model," *JCP*, vol. 11, no. 2, pp. 169-175, 2016.
- [14] S. A. A. Arani, E. Kabir, and R. Ebrahimpour, "Combining RtL and LtR HMMs to recognise handwritten Farsi words of small-and medium-sized vocabularies," *IET Computer Vision*, vol. 12, no. 6, pp. 925-932, 2018.
- [15] H. Sajedi, "Handwriting recognition of digits, signs, and numerical strings in Persian," *Computers & Electrical Engineering*, vol. 49, pp. 52-65, 2016.
- [16] G. A. Montazer, M. A. Soltanshahi, and D. Giveki, "Farsi/Arabic handwritten digit recognition using quantum neural networks and bag of visual words method," *Optical Memory and Neural Networks*, vol. 26, no. 2, pp. 117-128, 2017.
- [17] M. Parseh, M. Rahmamanesh, and P. Keshavarzi, "Persian Handwritten Digit Recognition Using Combination of Convolutional Neural Network and Support Vector Machine Methods," *INTERNATIONAL ARAB JOURNAL OF INFORMATION TECHNOLOGY*, vol. 17, no. 4, pp. 572-578, 2020.
- [18] Y. Nanekaran, D. Zhang, S. Salimi, J. Chen, Y. Tian, and N. Al-Nabhan, "Analysis and comparison of machine learning classifiers and deep neural networks techniques for recognition of Farsi handwritten digits," *The Journal of Supercomputing*, pp. 1-30, 2020.
- [19] M. F. Y. Ghadikolaie, E. Kabir, and F. Razzazi, "Sub-word Based Offline Handwritten Farsi Word Recognition Using Recurrent Neural Network," *ETRI Journal*, vol. 38, no. 4, pp. 703-713, 2016.
- [20] M. Akhlaghi and V. Ghods, "Farsi handwritten phone number recognition using deep learning," *SN Applied Sciences*, vol. 2, no. 3, pp. 1-10, 2020.

- [21] F. Sarvaramini, A. Nasrollahzadeh, and M. Soryani, "Persian handwritten character recognition using convolutional neural network," in *Electrical Engineering (ICEE), Iranian Conference on*, 2018, pp. 1676-1680: IEEE.
- [22] B. Alizadehashraf and S. Roohi, "Persian handwritten character recognition using convolutional neural network," in *2017 10th Iranian Conference on Machine Vision and Image Processing (MVIP)*, 2017, pp. 247-251: IEEE.
- [23] E. Farahbakhsh, E. Kozegar, and M. Soryani, "Improving persian digit recognition by combining data augmentation and AlexNet," in *2017 10th Iranian Conference on Machine Vision and Image Processing (MVIP)*, 2017, pp. 265-270: IEEE.
- [24] A. Bossaghzadeh, "Improving Persian Digit Recognition by Combining Deep Neural Networks and SVM and Using PCA," in *2020 International Conference on Machine Vision and Image Processing (MVIP)*, 2020, pp. 1-5: IEEE.
- [25] K. He, X. Zhang, S. Ren, and J. Sun, "Deep residual learning for image recognition," in *Proceedings of the IEEE conference on computer vision and pattern recognition*, 2016, pp. 770-778.
- [26] C. Szegedy et al., "Going deeper with convolutions," in *Proceedings of the IEEE conference on computer vision and pattern recognition*, 2015, pp. 1-9.
- [27] F. Chollet, "Xception: Deep learning with depthwise separable convolutions," in *Proceedings of the IEEE conference on computer vision and pattern recognition*, 2017, pp. 1251-1258.
- [28] Available: https://opencv-python-tutroals.readthedocs.io/en/latest/py_tutorials/py_imgproc/py_geometric_transformations/py_geometric_transformations.html?highlight=resize
- [29] T. Fushiki, "Estimation of prediction error by using K-fold cross-validation," *Statistics and Computing*, vol. 21, no. 2, pp. 137-146, 2011.
- [30] L. Bottou, "Stochastic gradient descent tricks," in *Neural networks: Tricks of the trade*: Springer, 2012, pp. 421-436.
- [31] D. P. Kingma and J. Ba, "Adam: A method for stochastic optimization," *arXiv preprint arXiv:1412.6980*, 2014.
- [32] A. Alaei, U. Pal, and P. Nagabhushan, "Using modified contour features and SVM based classifier for the recognition of Persian/Arabic handwritten numerals," in *2009 Seventh International Conference on Advances in Pattern Recognition*, 2009, pp. 391-394: IEEE.
- [33] M. S. Hosseini-Pozveh, M. Safayani, and A. Mirzaei, "Interval Type-2 Fuzzy Restricted Boltzmann Machine," *IEEE Transactions on Fuzzy Systems*, 2020.
- [34] E. Al-wajih and R. Ghazali, "Improving the Accuracy for Offline Arabic Digit Recognition Using Sliding Window Approach," *Iranian Journal of Science and Technology, Transactions of Electrical Engineering*, pp. 1-12, 2020.
- [35] V. M. Safarzadeh and P. Jafarzadeh, "Offline Persian Handwriting Recognition with CNN and RNN-CTC," in *2020 25th International Computer Conference, Computer Society of Iran (CSICC)*, 2020, pp. 1-10: IEEE.