

Measuring Association Between Labels and Free-Text Rationales

Sarah Wiegrefe^{*♣}

Ana Marasović^{†◇}

Noah A. Smith^{†◇}

[♣]School of Interactive Computing, Georgia Institute of Technology

[†]Allen Institute for Artificial Intelligence

[◇]Paul G. Allen School of Computer Science and Engineering, University of Washington
saw@gatech.edu, {anam, noah}@allenai.org

Abstract

Interpretable NLP has taken increasing interest in ensuring that explanations are faithful to the model’s decision-making process. This property is crucial for machine learning researchers and practitioners using explanations to better understand models. While prior work focuses primarily on extractive rationales (a subset of the input elements), we investigate their less-studied counterpart: free-text natural language rationales. We demonstrate that existing models for faithful interpretability do not extend cleanly to tasks where free-text rationales are needed. We turn to models that *jointly* predict and rationalize, a common class of models for free-text rationalization whose faithfulness is not yet established. We propose measurements of *label-rationale association*, a necessary property of faithful rationales, for these models. Using our measurements, we show that a state-of-the-art joint model based on T5 has strengths and weaknesses for producing faithful rationales.

1 Introduction

The goal of interpretable NLP is to better understand predictive models’ internals for purposes such as debugging, validating safety before deployment, and revealing unintended biases and behavior. These objectives require *faithful* rationales, i.e., explanations of the model’s behavior that are accurate representations of its decision process (Melis and Jaakkola, 2018).

One way toward faithfulness is to introduce architectural modifications or constraints that produce rationales with desirable properties (Lei et al., 2016; Andreas et al., 2016; Schwartz et al., 2018, to name a few). For example, pipeline models (Figure 2) were designed for information extraction (IE) tasks for which an effective rationale can be *extracted* as a subset of the input and *sufficient* to make a prediction on its own, without the rest of

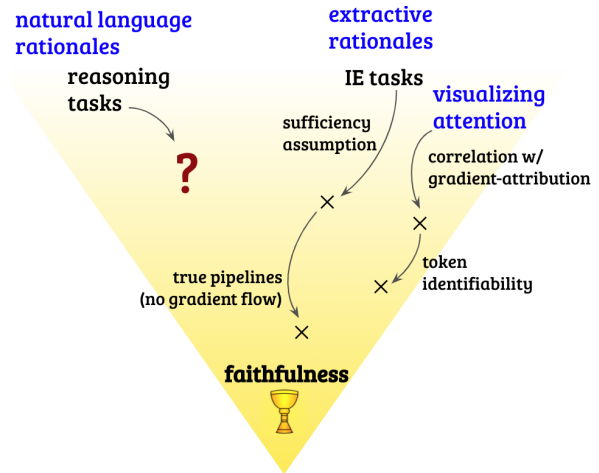


Figure 1: A categorization of interpretable NLP on an illustrative faithfulness spectrum. Unlike for IE tasks, little is known about what are valid assumptions for rationalizing reasoning tasks requiring free-text rationales, and how to place models for such rationalization on the spectrum. We propose to measure *label-rationale association* within self-rationalizing models that produce free-text rationales, much like how prior work has quantified the faithfulness of attention (Jain and Wallace, 2019; Brunner et al., 2020).

the input (Lei et al., 2016). Such models approach faithfulness by construction, if there is no gradient flow between the explainer and predictor modules (Jain et al., 2020).

There is a growing interest in tasks that require world and commonsense “knowledge” and “reasoning”, e.g., CommonsenseQA (Talmor et al., 2019) and natural language inference (Bowman et al., 2015). Here, extractive rationales necessarily fall short—rationales must instead take the form of free-text natural language to fill in the reasoning or knowledge gap (Camburu et al., 2018; Rajani et al., 2019).¹ In Table 1, for example, the highlighted ex-

¹We use “free-text” and “natural language” rationales interchangeably.

CommonsenseQA (CoS-E)	<p>Question: While eating a <u>hamburger with friends</u> , what are people trying to do?</p> <p>Answer choices: <u>have fun</u>, tasty, or indigestion</p> <p>Natural language rationale: Usually a hamburger with friends indicates a good time.</p>
Natural Language Inference (E-SNLI)	<p>Premise: A child in a yellow plastic safety swing is laughing as a dark-haired women in pink and coral pants stands behind her.</p> <p>Hypothesis: A young <u>mother</u> is playing with her <u>daughter</u> in a swing.</p> <p>Label choices: <u>neutral</u>, entailment, or contradiction</p> <p>Natural language rationale: Child does not imply daughter and woman does not imply mother.</p>

Table 1: Examples from the CoS-E v1.0 and E-SNLI datasets (§2). Extractive rationales annotated by humans are highlighted, while human-written free-text rationales are presented underneath the answer/label choices. These examples illustrate that the extractive rationales fail to adequately explain the correct answer/label (underlined).

tractive rationale of the first problem instance lacks at least one reasoning step to adequately justify the answer; the natural language rationale (which is not extractive) fills the gap.

We first show that, for these tasks, a “self-rationalizing” model—a fully differentiable model that *jointly* predicts the task output with the rationale—provides rationales that are more label-informed (desirable property) than rationales from a pipeline that rationalizes first, then predicts with a separate model (§3.1). Next, we show that sufficiency is not universally applicable: a natural language rationale on its own does not generally provide enough information to arrive at the correct answer (§3.2). These findings suggest that a faithful-by-construction pipeline is not an ideal approach for reasoning tasks, leading us to ask: is there is a way to achieve faithful free-text rationalization with self-rationalizing models?

We note that there is as-of-yet no way to assess the relationship between a prediction and a free-text rationale within the same fully differentiable model. [Jacovi and Goldberg \(2020b\)](#) argue for the development of evaluations that measure the extent and likelihood that a rationale (extractive or free-text) is faithful in practice. We respond to that call by proposing new measurements for *label-rationale association* in self-rationalizing models that provide free-text rationales, a necessary property of faithful rationales.

The first measurement, *robustness equivalence* (§4.1), quantifies whether the predict label and generated rationale are similarly robust to noise. The second measurement, *attribution overlap* (§4.2), quantifies whether the gradient-attributions of the input with respect to the predicted label are similar to the gradient-attributions with respect to the predicted rationale. In a case study, we consider a self-rationalizing finetuned variant of T5 ([Raffel](#)

[et al., 2020](#); [Narang et al., 2020](#)) which demonstrates good robustness equivalence, but poor attribution overlap. This result motivates future work both on label-rationale association measurements and models that perform well on them.²

2 Tasks, Datasets, and Models

Before we turn to our analyses we introduce datasets and models we use for our experiments.

Tasks and Datasets We explore the two available large-scale datasets containing natural language rationales, both in English: E-SNLI ([Camburu et al., 2018](#)), an extension of SNLI ([Bowman et al., 2015](#)); and CoS-E ([Rajani et al., 2019](#)), an extension of CommonsenseQA ([Talmor et al., 2019](#)). For the former, the task is to infer whether a given hypothesis sentence entails, contradicts, or is neutral towards a premise sentence. For the latter, the task is to select the correct answer from 3 (v1.0) or 5 (v1.11) answer choices for a question.³ [Table 1](#) contains examples. See data statistics in [Table 5](#) in [Appendix A](#).⁴

T5 Models All of the models in this work are based on T5, though our methods can in principle be applied to any architecture. The base version of T5 is a 220M-parameter Transformer encoder-decoder ([Vaswani et al., 2017](#)). To carry out supervised finetuning, T5 is trained by maximizing the conditional likelihood of the correct text output (from annotated data), given the text input.

We finetune four T5 instances for each dataset:

- $I \rightarrow R$, which maps task inputs to rationales, without ever being exposed to task outputs.

²Our code will be available at https://github.com/allenai/label_rationale_association.

³We use both versions due to noise in v1.11 (see [App. A](#)).

⁴CoS-E does not contain test set rationale annotations, so we report performance values on the development set.

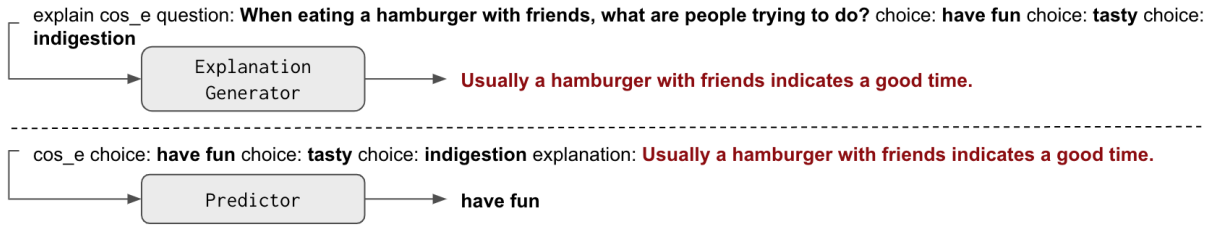


Figure 2: An illustration of a pipeline model (composed of $I \rightarrow R$ and $R \rightarrow O$; §2) for CoS-E v1.0 with a human-written rationale. The dotted line indicates two separate models with no gradient flow.

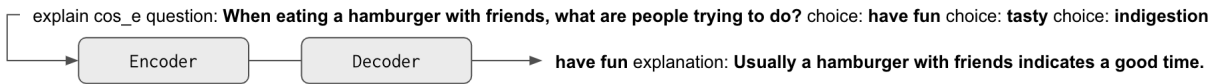


Figure 3: An example of a joint architecture ($I \rightarrow OR$; §2) for CoS-E v1.0 with a human-annotated rationale. Trained on both task signal and human rationales, these models are effective at generating fluent rationales with no loss to task performance (§2). We propose to measure the extent to which the predicted labels and explanations are associated within this model (§4).

- $R \rightarrow O$, which maps explanations to task outputs. The only input elements this model is exposed to are answer choices (for CoS-E).
- $I \rightarrow OR$, which maps inputs to outputs followed by explanations.
- $IR \rightarrow O$, which maps pairs of the input and rationale to outputs.

We provide input-output formatting in Table 6 (Appendix A.3). Using these building blocks, we can instantiate two important approaches.

Pipeline Model ($I \rightarrow R; R \rightarrow O$) This architecture composes $I \rightarrow R$ with $R \rightarrow O$, each of which is trained entirely separately, for a total of 440M parameters. It is illustrated in Figure 2.

The vast majority of prior work using pipelines has focused only on extractive rationales (see Table 4 in Appendix A.1). Pipelines that have no gradient flow between $I \rightarrow R$ and $R \rightarrow O$ components are (almost)⁵ faithful-by-construction (first half of Table 4), unlike pipelines that take a differentiable approach (second half of Table 4).

Self-Rationalizing Model ($I \rightarrow OR$) A joint, self-rationalizing model (Melis and Jaakkola, 2018), illustrated in Figure 3, predicts both a label and rationale during inference. This is the most common approach to free-text rationalization (Hendricks et al., 2016; Kim et al., 2018; Camburu et al., 2018; Ehsan et al., 2018; Liu et al., 2019; Wu and Mooney, 2019; Narang et al., 2020; Do et al., 2020), but little is understood about its faithfulness. $I \rightarrow OR$ models are desirable for their ease-of-use,

⁵Jacovi and Goldberg (2020a) present “trojan explanations” as a possible shortcoming of such models.

task-effectiveness, parameter-efficiency, and their ability to generate fluent and plausible rationales. We expect models of this kind to play an important role in continuing research on explainable AI using natural language for these reasons.

We use the $I \rightarrow OR$ variant of T5 (Narang et al., 2020, known as “WT5?!”). Because only one instance of T5 is used here, the total number of parameters is half that of the pipeline. We replicate three prior findings using T5 (Tables 7–8 in Appendix A.5):

- For all tasks, adding rationale generation ($I \rightarrow OR$) to a non-rationalizing model ($I \rightarrow O$) does not result in a substantial loss in accuracy.
- The pipeline does not perform as well as the self-rationalizing model, despite having double the parameters.
- T5 outperforms other pretrained models.

3 Shortcomings of Free-Text Pipelines

We analyze faithful-by-construction pipelines ($I \rightarrow R; R \rightarrow O$) for free-text rationalization with respect to two properties: label-informedness of generated rationales (§3.1) and appropriateness of the sufficiency assumption (§3.2).

3.1 Joint Models Produce More Label-Informed Rationales

Rationales should be a function of the input *and* the predicted label. To demonstrate why this is the case, consider training the $I \rightarrow R$ model on a dataset with multiple annotation layers, e.g., OntoNotes, that contains word sense, predicate structure, and

Dataset	R→O with R*	R→O with I→R rationales	Δ to R*	R→O with I→OR rationales	Δ to R*
E-SNLI	97.74	86.25	-11.49	90.52	-7.22
CoS-E v1.0	85.26	56.42	-28.84	84.84	-0.42
CoS-E v1.11	68.14	46.52	-21.62	71.42	+3.28

Table 2: Accuracy of the trained R→O model evaluated with ground-truth natural language rationales (R*), and natural language rationales generated from two model architectures: I→OR and I→R (see §2 for model descriptions). These results show that rationales that are generated as a function of the input and the predicted label (I→OR) are more label-informed. Test-set reported for E-SNLI and dev-set for CoS-E v1.0 and v1.11.

coreference (Pradhan et al., 2007). This model would produce the same rationale, regardless of the task being rationalized. Prior work has also critiqued I→R;R→O models because it is counter-intuitive to generate a rationale before deciding the label to explain. Therefore, the I→R model will first need to implicitly predict a label (Kumar and Talukdar, 2020; Jacovi and Goldberg, 2020a). But can I→R infer the label well, when it is trained without label signal?

To address this question, we study whether I→OR rationales are better at predicting the label than I→R rationales.

To this end, we evaluate a trained R→O model using the following inputs:

- test-set R* rationales,
- test-set rationales generated by I→OR, and
- test-set rationales generated by R→O.

The ability of generated rationales to recover R*'s performance indicates their label-prediction ability and distributional similarity to the ground-truth R* rationales—a measure of rationale quality and label-informedness.

In Table 2, we show that I→OR rationales recover far more ground-truth (R*) performance than R→O rationales (and in one case, are even better than R*). Rationales from the I→R model lag far behind. This empirically demonstrates that training on label signal O is important to generating good-quality rationales for the tasks studied.

These results quantify a weakness of natural language rationale I→R;R→O pipelines: poor-quality rationales result in cascading errors. Rationales should be generated with label signal to avoid this.

3.2 Sufficiency is not Universally Valid

Faithful-by-construction pipelines (§2) rely on the *sufficiency* assumption (the selected rationale must be sufficient to make the prediction without the input). This assumption is suitable for information extraction tasks for which a subset of the input tokens is predictive of the label. As a matter of fact,

Dataset	R→O with R*	IR→O with R*	Δ
E-SNLI	97.74	98.77	+1.03
CoS-E v1.0	85.26	90.53	+5.27
CoS-E v1.11	68.14	80.1	+11.96

Table 3: A comparison of the IR→O and R→O models (§2) evaluated with ground-truth natural language rationales (R*). In some cases accuracy improves substantially with the addition of the input, indicating that rationales are not always *sufficient* and pipelines are not always effective. Test-set reported for E-SNLI and dev-set for CoS-E v1.0 and v1.11.

humans can serve as the R→O model and make predictions with high accuracy on certain IE tasks (Jain et al., 2020).

To illustrate why sufficiency might not be justified for reasoning tasks, consider the example in Figure 2. The task of the R→O model is to select between the answer choices “have fun”, “tasty”, and “indigestion” given the rationale “Usually a hamburger with friends indicates a good time”. The rationale is designed to complement the input question, but the R→O model does not see the question, changing the fundamental nature of the task it is solving. We thus wonder: does task obfuscation hurt pipelines’ ability to perform the task?

We report the accuracy difference between a R→O model and a model that receives both the input and rationale (IR→O). We evaluate on the ground-truth natural language rationales (R*⁶).

In Table 3, we observe that on the CoS-E datasets, the IR→O model has a 5–12% increase in accuracy over the R→O model, indicating that the rationales are not sufficient. On E-SNLI, this difference is much smaller (1%). This is likely due to the fact that the dataset was collected by instructing annotators to provide self-contained rationales rather than rationales that reference the premise and

⁶Evaluating on R* serves as an upper-bound on pipeline performance, removing the confounding factor observed in §3.1 that I→R rationales can be poor.

hypothesis. However, using dataset-collection to explicitly collect sufficient rationales does not address the unnaturalness of such a task formulation.⁷ These results indicate that (especially) in the case of CoS-E, sufficiency is not a valid assumption, and the use of $I \rightarrow R; R \rightarrow O$ models is suboptimal in such cases.

It may seem obvious to model pipelines as $I \rightarrow R; IR \rightarrow O$ to solve this problem. However, such models no longer exhibit faithfulness-by-construction: the $IR \rightarrow O$ model could ignore the rationale and perform the task as if it was $I \rightarrow O$.

This leaves practitioners with a difficult decision: model a task counter-intuitively by dropping the input, or retain the input for intuition and performance but lose faithfulness guarantees. In light of previous results (§3.1), we expect that a better alternative is to use an $I \rightarrow OR$ model.

4 Quantifying Faithfulness

Given that pipeline models have shortcomings for reasoning tasks, we turn our focus to joint self-rationalizing models ($I \rightarrow OR$) as a popular alternative.

The extent to which such models exhibit faithful rationalization has not been studied. To illustrate this point, we reference Narang et al. (2020):

... Much like humans, our approach does not guarantee that the produced explanation actually explains the specific reasons why a model generated its prediction. In other words, the model could potentially just make up a reasonable-sounding explanation instead of providing a truly accurate description of its causal decision-making process.

It is not infeasible that a large, overparameterized model trained on both gold-rationale emulation and a labelling task can learn to do both equally well, without having to rely on shared information in its parameters.

Therefore, rationales from $I \rightarrow OR$ models cannot be treated as faithful explanations without further investigation.

At minimum, rationales must be implicitly or explicitly tied to the model’s prediction decision. We call this *label-rationale association*. We present two analyses that investigate to what extent $I \rightarrow OR$ models exhibit this property: robustness equivalence (§4.1) and attribution overlap (§4.2). The results allow us to better understand where to place $I \rightarrow OR$ models on the faithfulness gradient.

⁷Camburu et al. (2018) give an example: the rationale “A woman is not a person” could predict either a contradiction or entailment label depending on the input.

4.1 Robustness Equivalence Measure

We aim to quantify whether predicted labels and rationales are similarly or dissimilarly robust to noise applied to the input. The former indicates strong label-rationale association, while the latter indicates the opposite. Under a given amount of Gaussian noise, there are four possible cases for a model’s output:

- stable label, stable rationale
- unstable label, unstable rationale
- stable label, unstable rationale
- unstable label, stable rationale

Cases 1 and 2 indicate that both tasks are equally affected by noise. Cases 3 and 4 are failure cases—if one output is stable and the other is not, we conclude they cannot be strongly-associated within the model.

Method We apply 0-mean Gaussian noise $\mathcal{N}(0, \sigma^2)$ to each input embedding in the encoder at inference time. We measure changes in label prediction by counting the number of predicted labels in the test set which flip, i.e., change from their original prediction to something else,⁸ alongside changes in accuracy of the $I \rightarrow OR$ model.

Measuring the change in rationales is more difficult—we wish to measure whether they have changed in meaning significantly enough to *no longer be valid* for a given problem instance. There can be multiple valid rationales for a given instance (Miller, 2019), so paraphrase or semantic similarity measures are not enough. However, perturbed rationales should be able to perform comparably to their unperturbed counterparts at predicting the labels if they remain in-distribution. We use this as a proxy for meaning change.

We report accuracy of the trained $R \rightarrow O$ model on the following inputs:

- test-set ground-truth (R^*) rationales,
- test-set rationales generated by $I \rightarrow OR$ under 0 noise, and
- test-set rationales generated by $I \rightarrow OR$ under different levels of noise, controlled by σ^2 .

Results We present E-SNLI (left) and CoS-E v1.0 (right) results in Figure 4. By examining the regions of largest slope, we gain insights into model behavior.

⁸This is either to another valid (but incorrect) answer choice, or to another word that is not in the set of possible answers altogether, since T5 generates answers over the entire set of vocabulary tokens.

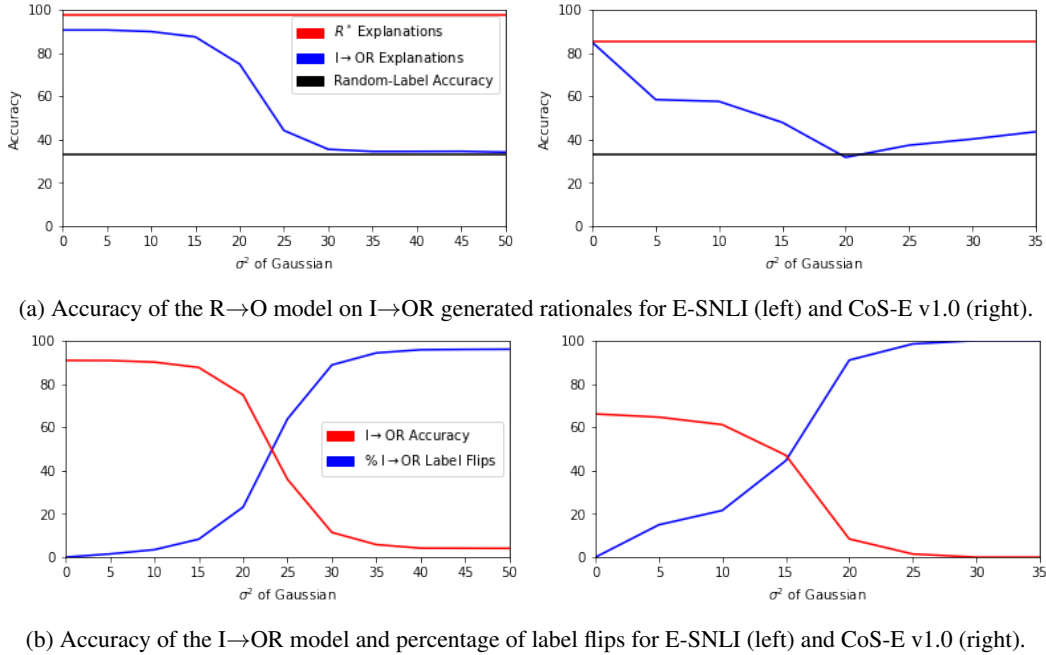


Figure 4: Results of label-rationale association measured with robustness equivalence under varying amounts of Gaussian noise.

On the rationale meaning change proxy measure in Figure 4a (left), E-SNLI rationales’ performance degrades substantially between $\sigma^2 = 15$ and $\sigma^2 = 30$ before converging to random accuracy. Identically, on the label change measure in Figure 4b (left), the number of E-SNLI label flips increases between $\sigma^2 = 15$ and $\sigma^2 = 30$, and corresponds to a drop in accuracy of the I→OR model. Therefore, we observe Case 1 (stable label, stable rationale) in the range $\sigma^2 \in [0, 15]$, and Case 2 (unstable label, unstable rationale) in the range $\sigma^2 \in [15, 50]$. For E-SNLI, the I→OR model exhibits robustness equivalence.

For CoS-E v1.0, we observe slightly different behavior with a performance drop between $\sigma^2 = 5$ and $\sigma^2 = 20$ on the rationale meaning change measure (Figure 4a; right) and between $\sigma^2 = 10$ and $\sigma^2 = 20$ on label change (Figure 4b; right). Results are highly similar for v1.11 (Figure 11 in Appendix A.7). Barring slight exceptions, we conclude that the I→OR model demonstrates high label-rationale association as measured by robustness equivalence for these datasets.

4.2 Attribution Overlap Measure

If label prediction and rationale generation are associated, input tokens important for label prediction should be important for rationale generation and

vice versa.⁹ To measure to what extent I→OR models exhibit this property, we measure token importance with gradient-based attribution (Simonyan et al., 2014), and quantify overlap between sets.

Gradient Attribution For a predicted class, gradient attribution computes the element-wise sum of the gradient of the predicted class’ logit l_p with respect to an input token embedding $\mathbf{x}^{(i)} \in \mathbb{R}^d$:

$$a(\mathbf{x}^{(i)}; l_p) = \sum_{j=1}^d (\nabla_{\mathbf{x}^{(i)}} l_p)_j \in \mathbb{R}.$$

Intuitively, this measures how much an infinitesimally small change in the input changes the predicted class’ logit, using a first-order Taylor approximation of the logit function. The gradient’s sign indicates the directionality of the change (Simonyan et al., 2014). The attribution of a sequence of n token embeddings, $\mathbf{X} \in \mathbb{R}^{n \times d}$, is a vector $a(\mathbf{X}) = [a(\mathbf{x}^{(1)}), \dots, a(\mathbf{x}^{(n)})] = [a(\mathbf{x}^{(i)})]_i \in \mathbb{R}^n$.

Such methods have been extended to sequence-output models such as neural machine translation (He et al., 2019; Ding et al., 2019; Li et al., 2020) by computing the sum of m decoded logits $\{l_p^{(k)}\}_{k=1}^m$

⁹To achieve the former, Wu and Mooney (2019) train the explanation module of their VQA model to generate free-text rationales that can be traced back with a gradient-based method to the objects that are important for answer prediction.

with respect to the input:

$$a(\mathbf{x}^{(i)}; \{l_p^{(k)}\}_k) = \sum_{k=1}^m a(\mathbf{x}^{(i)}; l_p^{(k)}) \in \mathbb{R}. \quad (1)$$

Attribution Overlap Measurement By decomposing the term in Equation 1 into two parts, we obtain two attribution vectors over the input tokens; one for the predicted label logits \mathcal{L} , and one for the predicted rationale logits \mathcal{R} in the decoded output. For each input $\mathbf{x}^{(i)}$:

$$a(\mathbf{x}^{(i)}; \{l_p^{(k)}\}_k) = \sum_{k \in \mathcal{L}} a(\mathbf{x}^{(i)}; l_p^{(k)}) + \sum_{k \in \mathcal{R}} a(\mathbf{x}^{(i)}; l_p^{(k)}).$$

To compare the similarity between the two resulting attribution vectors, we report:

- Kendall’s τ correlation of the rankings obtained by ranking the input tokens by their attribution values. This captures whether the most highly-weighted input features are the same across both vectors.
- Similarity between the attribution vectors in vector space using cosine similarity. This captures the angle between the vectors as a measure of normalized distance.

We compute the metrics on both raw and absolute-valued attribution scores. In the former, the sign of the values indicates their directional importance. The latter ranks absolute feature importance irrespective of directionality. High cosine similarity and high Kendall’s τ are indicators of high association.

Results CoS-E v1.0 results are presented in Figure 5 and Figure 6, and E-SNLI and Cos-E v1.11 results in Appendix A.7. We observe that both Kendall’s τ correlation and cosine similarity between important tokens is near zero. We additionally find that on average, instances share 0 tokens in their top-5 between predicted label and rationale. These results indicate that the predicted labels and rationales produced by the I→OR model do not share the same important input tokens. We present an example in Figure 7.

Discussion There are potential caveats of this measurement. Important input tokens for rationale generation, besides those relevant for prediction, may also be those that help the decoder to better generate coherent, contentful, or fluent rationales. Therefore, it may be more important to measure the extent to which label attributions are captured

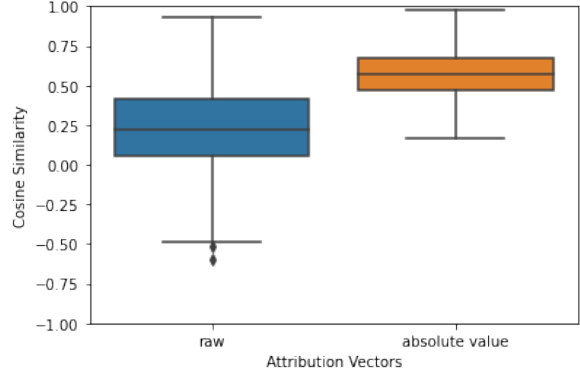


Figure 5: Cosine similarity $\in [-1, 1]$ and absolute cosine similarity $\in [0, 1]$ between the label-attribution vectors and the rationale-attribution vectors on the CoS-E v1.0 dev set. In the absolute case, the distribution is centered around 0.6 (mediocre correlation). In the non-absolute (raw) case, it is around 0.25 (low correlation).

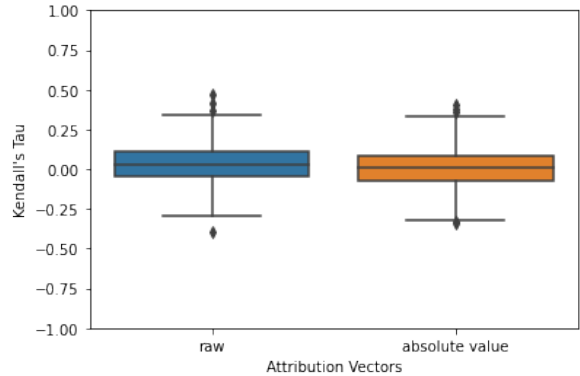


Figure 6: Kendall’s $\tau \in [-1, 1]$ between the label-attribution vectors and the rationale-attribution vectors on the CoS-E v1.0 dev set. The distribution is centered around 0 (no correlation between the token ranks).

in rationale attributions rather than the other way around. Future work will investigate whether directionality influences the result.

Additionally, we observe that gradients tend to exhibit small magnitudes and flat distributions in the encoder-decoder T5 model (see Figures 9–10 in Appendix A.7). While gradient attributions are widely used in Transformer architectures as an interpretation technique for machine translation, the effect of small magnitudes on the validity of the such attributions has not been explored. In future work, we will investigate the effects this may have on our measurement.

5 Related Work

Analysis of NLP Models Structural tests for analyzing model’s structure (internals) such as prob-

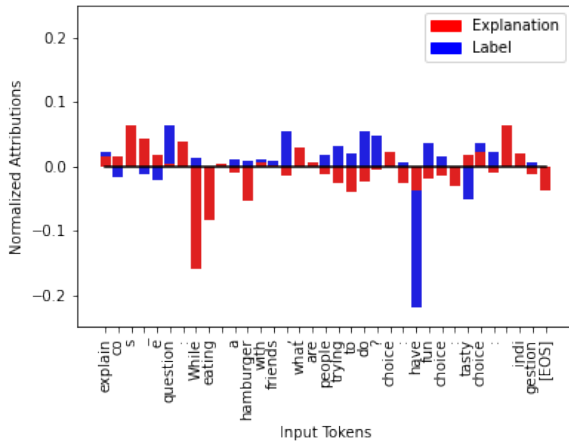


Figure 7: L1-normalized attributions for the running CoS-E v1.0 example in Figures 2–3. The decoded label is “have fun” and generated rationale “having fun is the only thing that people are trying to do”. Important input terms vary heavily across the two loss terms. For example, the predicted label term assigns high importance to the first word of the predicted answer choice, “have”, while the explanation attends most heavily to the beginning of the question “While eating”. See Appendix A.6 for details about L1-normalization.

ing (Tenney et al., 2019) and attention analysis (Jain and Wallace, 2019; Serrano and Smith, 2019; Wiegrefe and Pinter, 2019; Tutek and Šnajder, 2020), as well as behavioral tests such as challenge sets (McCoy et al., 2019) and checklists (Ribeiro et al., 2020), are conceptually similar to our measurements, but study different model properties.

Robustness Analysis Robustness of post-hoc extractive interpretability methods has been studied (Kindermans et al., 2019; Ghorbani et al., 2019; Heo et al., 2019; Zheng et al., 2019; Slack et al., 2020). Zhang et al. (2020) show that saliency maps and model predictions can be independently adversarially attacked in vision and clinical tasks, and conclude this is due to a misalignment between the saliency map generator and model predictor, or “prediction-interpretation gap”. Such methods have not been tested for models producing natural language (NL) rationales.

Quantifying Faithfulness The aim of our work is to initiate placing models that provide NL rationales on the faithfulness spectrum conceptualized by Jacovi and Goldberg (2020b), illustrated in Figure 1. The vast majority of prior work that proposes models (Jain et al., 2020; Jacovi and Goldberg, 2020a) and evaluations (DeYoung et al., 2020) of explanatory methods with faithfulness as a goal

focus on extractive rationales and rely on the sufficiency assumption.

Turning to exceptions that focus on NL rationales; Laticinnik and Berant (2020) train a differentiable $I \rightarrow R; IR \rightarrow O$ pipeline on CommonsenseQA, controlling for the complexity of the $IR \rightarrow O$ model to increase the likelihood that the model is faithful to the rationale, and ablating input I at inference to test whether the prediction can still be made on the basis of R . Kumar and Talukdar (2020) propose an $IO \rightarrow R; IR \rightarrow O$ pipeline that generates an explanation for every possible label. This is an alternative solution to the problem raised in §3.1. Instead of developing complex architectures, we propose analysis of $I \rightarrow OR$ models.

Concurrently to us, Hase et al. (2020) proposed a simulatability measure that tests how well generated NL rationales support label prediction in T5 models, including $I \rightarrow OR$. Our measurements are complementary to theirs; both aim for the same goal. Their metric measures the difference between $IR \rightarrow O$ and $I \rightarrow O$ performance. To ensure the metric is not biased toward rationales that give away the label in an unwanted way (e.g., explicitly mention the label but the rest of the rationale does not explain the reasoning), they average between instances that the $R \rightarrow O$ model performs correctly on (potential label leakage) vs. those it does not. Because $R \rightarrow O$ performance can actually be due to multiple factors: (1) label leakage, and (2) semantic quality of the rationale (our assumption in §3.1), disentangling these sources in future work will allow us to better understand the role $R \rightarrow O$ serves as a proxy.

6 Conclusion

After demonstrating the weaknesses certain models exhibit for natural language rationalization tasks, we propose two measurements of label-rationale association in self-rationalizing models. We find that models based on T5 exhibit high robustness equivalence but low attribution overlap, motivating future work on expanding analysis to more properties.

We believe this research direction to be important moving forward, as a complement to development of more complicated architectures. Although our measurements do not guarantee faithfulness, by viewing faithful interpretability as a spectrum, we make a step to quantitatively situate widely used models on it.

References

- Jacob Andreas, Marcus Rohrbach, Trevor Darrell, and Dan Klein. 2016. [Neural module networks](#). In *Proceedings of the IEEE Conference on Computer Vision and Pattern Recognition (CVPR)*.
- Jasmijn Bastings, Wilker Aziz, and Ivan Titov. 2019. [Interpretable neural predictions with differentiable binary variables](#). In *Proceedings of the 57th Annual Meeting of the Association for Computational Linguistics (ACL)*.
- Samuel Bowman, Gabor Angeli, Christopher Potts, and Christopher D Manning. 2015. [A large annotated corpus for learning natural language inference](#). In *Proceedings of the 2015 Conference on Empirical Methods in Natural Language Processing (EMNLP)*.
- Gino Brunner, Yang Liu, Damian Pascual, Oliver Richter, Massimiliano Ciaramita, and Roger Wattenhofer. 2020. [On identifiability in transformers](#). In *International Conference on Learning Representations (ICLR)*.
- Oana-Maria Camburu, Tim Rocktäschel, Thomas Lukasiewicz, and Phil Blunsom. 2018. [e-SNLI: Natural language inference with natural language explanations](#). In *Advances in Neural Information Processing Systems (NeurIPS)*.
- Christopher Clark, Kenton Lee, Ming-Wei Chang, Tom Kwiatkowski, Michael Collins, and Kristina Toutanova. 2019. [BoolQ: Exploring the surprising difficulty of natural yes/no questions](#). In *Proceedings of the 2019 Conference of the North American Chapter of the Association for Computational Linguistics: Human Language Technologies (NAACL-HLT)*.
- Gianna M Del Corso, Antonio Gulli, and Francesco Romani. 2005. [Ranking a stream of news](#). In *Proceedings of the 14th international conference on World Wide Web*.
- Jay DeYoung, Sarthak Jain, Nazneen Fatema Rajani, Eric Lehman, Caiming Xiong, Richard Socher, and Byron C Wallace. 2020. [ERASER: A benchmark to evaluate rationalized nlp models](#). In *Proceedings of the 58th Annual Meeting of the Association for Computational Linguistics (ACL)*.
- Shuoyang Ding, Hainan Xu, and Philipp Koehn. 2019. [Saliency-driven word alignment interpretation for neural machine translation](#). In *Proceedings of the Fourth Conference on Machine Translation (Volume 1: Research Papers)*.
- Virginie Do, Oana-Maria Camburu, Zeynep Akata, and Thomas Lukasiewicz. 2020. [e-SNLI-VE-2.0: Corrected visual-textual entailment with natural language explanations](#). arXiv:2004.03744.
- Upol Ehsan, Brent Harrison, Larry Chan, and Mark O Riedl. 2018. [Rationalization: A neural machine translation approach to generating natural language explanations](#). In *Proceedings of the 2018 AAAI/ACM Conference on AI, Ethics, and Society*.
- Amirata Ghorbani, Abubakar Abid, and James Zou. 2019. [Interpretation of neural networks is fragile](#). In *Proceedings of the AAAI Conference on Artificial Intelligence*.
- Peter Hase, Shiyue Zhang, Harry Xie, and Mohit Bansal. 2020. [Leakage-adjusted simulatability: Can models generate non-trivial explanations of their behavior in natural language?](#) In *Findings of the 2020 Conference on Empirical Methods in Natural Language Processing (EMNLP)*.
- Shilin He, Zhaopeng Tu, Xing Wang, Longyue Wang, Michael Lyu, and Shuming Shi. 2019. [Towards understanding neural machine translation with word importance](#). In *Proceedings of the 2019 Conference on Empirical Methods in Natural Language Processing and the 9th International Joint Conference on Natural Language Processing (EMNLP-IJCNLP)*.
- Lisa Anne Hendricks, Zeynep Akata, Marcus Rohrbach, Jeff Donahue, Bernt Schiele, and Trevor Darrell. 2016. [Generating visual explanations](#). In *European Conference on Computer Vision (ECCV)*.
- Juyeon Heo, Sunghwan Joo, and Taesup Moon. 2019. [Fooing neural network interpretations via adversarial model manipulation](#). In *Advances in Neural Information Processing Systems (NeurIPS)*.
- Alon Jacovi and Yoav Goldberg. 2020a. [Aligning faithful interpretations with their social attribution](#). arXiv:2006.01067.
- Alon Jacovi and Yoav Goldberg. 2020b. [Towards faithfully interpretable NLP systems: How should we define and evaluate faithfulness?](#) In *Proceedings of the 2020 Conference of the Association for Computational Linguistics (ACL)*.
- Sarthak Jain and Byron C Wallace. 2019. [Attention is not explanation](#). In *Proceedings of the 2019 Conference of the North American Chapter of the Association for Computational Linguistics: Human Language Technologies (NAACL-HLT)*.
- Sarthak Jain, Sarah Wiegrefe, Yuval Pinter, and Byron C Wallace. 2020. [Learning to faithfully rationalize by construction](#). In *Proceedings of the 58th Annual Meeting of the Association for Computational Linguistics (ACL)*.
- Daniel Khashabi, Snigdha Chaturvedi, Michael Roth, Shyam Upadhyay, and Dan Roth. 2018. [Looking beyond the surface: A challenge set for reading comprehension over multiple sentences](#). In *Proceedings of the 2018 Conference of the North American Chapter of the Association for Computational Linguistics: Human Language Technologies (NAACL-HLT)*.

- Jinkyu Kim, Anna Rohrbach, Trevor Darrell, John Canny, and Zeynep Akata. 2018. [Textual explanations for self-driving vehicles](#). In *Proceedings of the European conference on computer vision (ECCV)*.
- Pieter-Jan Kindermans, Sara Hooker, Julius Adibayo, Maximilian Alber, Kristof T. Schütt, Sven Dähne, Dumitru Erhan, and Been Kim. 2019. [The \(Un\)reliability of Saliency Methods](#), pages 267–280. Springer International Publishing.
- Sawan Kumar and Partha Talukdar. 2020. [NILE: Natural language inference with faithful natural language explanations](#). In *Proceedings of the 58th Annual Meeting of the Association for Computational Linguistics (ACL)*.
- Ken Lang. 1995. [Newsweeder: Learning to filter net-news](#). In *Machine Learning Proceedings 1995*.
- Veronica Latcinnik and Jonathan Berant. 2020. [Explaining question answering models through text generation](#). arXiv:2004.05569.
- Eric Lehman, Jay DeYoung, Regina Barzilay, and Byron C Wallace. 2019. [Inferring which medical treatments work from reports of clinical trials](#). In *Proceedings of the 2019 Conference of the North American Chapter of the Association for Computational Linguistics: Human Language Technologies (NAACL-HLT)*.
- Tao Lei, Regina Barzilay, and Tommi Jaakkola. 2016. [Rationalizing neural predictions](#). In *Proceedings of the 2016 Conference on Empirical Methods in Natural Language Processing (EMNLP)*.
- Jierui Li, Lemao Liu, Huayang Li, Guanlin Li, Guoping Huang, and Shuming Shi. 2020. [Evaluating explanation methods for neural machine translation](#). In *Proceedings of the 58th Annual Meeting of the Association for Computational Linguistics (ACL)*.
- Tal Linzen, Emmanuel Dupoux, and Yoav Goldberg. 2016. [Assessing the ability of lstms to learn syntactically sensitive dependencies](#). *Transactions of the Association for Computational Linguistics (TACL)*, 4:521–535.
- Hui Liu, Qingyu Yin, and William Yang Wang. 2019. [Towards explainable NLP: A generative explanation framework for text classification](#). In *Proceedings of the 57th Annual Meeting of the Association for Computational Linguistics (ACL)*.
- Julian McAuley and Jure Leskovec. 2013. [Hidden factors and hidden topics: Understanding rating dimensions with review text](#). In *Proceedings of the 7th ACM conference on Recommender systems*.
- Julian McAuley, Jure Leskovec, and Dan Jurafsky. 2012. [Learning attitudes and attributes from multi-aspect reviews](#). In *2012 IEEE 12th International Conference on Data Mining*.
- Tom McCoy, Ellie Pavlick, and Tal Linzen. 2019. [Right for the wrong reasons: Diagnosing syntactic heuristics in natural language inference](#). In *Proceedings of the 57th Annual Meeting of the Association for Computational Linguistics (ACL)*.
- David Alvarez Melis and Tommi Jaakkola. 2018. [Towards robust interpretability with self-explaining neural networks](#). In *Advances in Neural Information Processing Systems (NeurIPS)*.
- Tim Miller. 2019. [Explanation in artificial intelligence: Insights from the social sciences](#). *Artificial Intelligence*, 267:1–38.
- Sharan Narang, Colin Raffel, Katherine Lee, Adam Roberts, Noah Fiedel, and Karishma Malkan. 2020. [WT5?! training text-to-text models to explain their predictions](#). arXiv:2004.14546.
- Bhargavi Paranjape, Mandar Joshi, John Thickstun, Hannaneh Hajishirzi, and Luke Zettlemoyer. 2020. [An information bottleneck approach for controlling conciseness in rationale extraction](#). In *Proceedings of the 2020 Conference on Empirical Methods in Natural Language Processing (EMNLP)*. To appear.
- Sameer S Pradhan, Eduard Hovy, Mitch Marcus, Martha Palmer, Lance Ramshaw, and Ralph Weischedel. 2007. [Ontonotes: A unified relational semantic representation](#). In *International Conference on Semantic Computing (ICSC)*.
- Colin Raffel, Noam Shazeer, Adam Roberts, Katherine Lee, Sharan Narang, Michael Matena, Yanqi Zhou, Wei Li, and Peter J. Liu. 2020. [Exploring the limits of transfer learning with a unified text-to-text transformer](#). *Journal of Machine Learning Research*, 21(140):1–67.
- Nazneen Fatema Rajani, Bryan McCann, Caiming Xiong, and Richard Socher. 2019. [Explain yourself! leveraging language models for commonsense reasoning](#). In *Proceedings of the 57th Annual Meeting of the Association for Computational Linguistics*.
- Marco Tulio Ribeiro, Tongshuang Wu, Carlos Guestrin, and Sameer Singh. 2020. [Beyond accuracy: Behavioral testing of NLP models with checklist](#). In *Proceedings of the 58th Annual Meeting of the Association for Computational Linguistics (ACL)*.
- Roy Schwartz, Sam Thomson, and Noah A. Smith. 2018. [Bridging CNNs, RNNs, and weighted finite-state machines](#). In *Proceedings of the 56th Annual Meeting of the Association for Computational Linguistics (ACL)*.
- Sofia Serrano and Noah A Smith. 2019. [Is attention interpretable?](#) In *Proceedings of the 57th Annual Meeting of the Association for Computational Linguistics (ACL)*.
- Karen Simonyan, Andrea Vedaldi, and Andrew Zisserman. 2014. [Deep inside convolutional networks: Visualising image classification models and saliency](#)

- maps. In *Workshop at International Conference on Learning Representations (ICLR Workshop)*.
- Dylan Slack, Sophie Hilgard, Emily Jia, Sameer Singh, and Himabindu Lakkaraju. 2020. **Fooling LIME and SHAP: Adversarial attacks on post hoc explanation methods**. In *Proceedings of the 2020 AAAI/ACM Conference on AI, Ethics, and Society (AIES)*.
- Richard Socher, Alex Perelygin, Jean Wu, Jason Chuang, Christopher D Manning, Andrew Y Ng, and Christopher Potts. 2013. **Recursive deep models for semantic compositionality over a sentiment treebank**. In *Proceedings of the 2013 Conference on Empirical Methods in Natural Language Processing (EMNLP)*.
- Alon Talmor, Jonathan Herzig, Nicholas Lourie, and Jonathan Berant. 2019. **Commonsenseqa: A question answering challenge targeting commonsense knowledge**. In *Proceedings of the 2019 Conference of the North American Chapter of the Association for Computational Linguistics: Human Language Technologies (NAACL-HLT)*.
- Ian Tenney, Dipanjan Das, and Ellie Pavlick. 2019. **BERT rediscovers the classical nlp pipeline**. In *Proceedings of the 57th Annual Meeting of the Association for Computational Linguistics*.
- James Thorne, Andreas Vlachos, Christos Christodoulopoulos, and Arpit Mittal. 2018. **FEVER: A large-scale dataset for fact extraction and verification**. In *Proceedings of the 2018 Conference of the North American Chapter of the Association for Computational Linguistics: Human Language Technologies (NAACL-HLT)*.
- Martin Tutek and Jan Šnajder. 2020. **Staying true to your word: (How) can attention become explanation?** In *Proceedings of the 5th Workshop on Representation Learning for NLP (Repl4NLP)*.
- Ashish Vaswani, Noam Shazeer, Niki Parmar, Jakob Uszkoreit, Llion Jones, Aidan N Gomez, Łukasz Kaiser, and Illia Polosukhin. 2017. **Attention is all you need**. In *Advances in Neural Information Processing Systems (NeurIPS)*.
- Sarah Wiegrefe and Yuval Pinter. 2019. **Attention is not not explanation**. In *Proceedings of the 2019 Conference on Empirical Methods in Natural Language Processing and the 9th International Joint Conference on Natural Language Processing (EMNLP-IJCNLP)*.
- Jialin Wu and Raymond Mooney. 2019. **Faithful multimodal explanation for visual question answering**. In *Proceedings of the 2019 ACL Workshop BlackboxNLP: Analyzing and Interpreting Neural Networks for NLP*.
- Omar Zaidan and Jason Eisner. 2008. **Modeling annotators: A generative approach to learning from annotator rationales**. In *Proceedings of the 2008 Conference on Empirical Methods in Natural Language Processing (EMNLP)*.
- Xinyang Zhang, Ningfei Wang, Hua Shen, Shouling Ji, Xiapu Luo, and Ting Wang. 2020. **Interpretable deep learning under fire**. In *29th USENIX Security Symposium (USENIX Security)*.
- Haizhong Zheng, Earlene Fernandes, and Atul Prakash. 2019. **Analyzing the interpretability robustness of self-explaining models**. In *ICML 2019 Security and Privacy of Machine Learning Workshop*.

A Appendix

A.1 Prior Work

In Table 4, we overview the datasets and types of rationales used in prior work on pipelines. The sources of datasets are: CommonsenseQA (Talmor et al., 2019), SNLI (Bowman et al., 2015), SST (Socher et al., 2013), AgNews (Del Corso et al., 2005), Evidence Inference (Lehman et al., 2019), Movie Reviews (Zaidan and Eisner, 2008), MultiRC (Khashabi et al., 2018), LGD (Linzen et al., 2016), 20 News (Lang, 1995), Amazon Reviews (McAuley and Leskovec, 2013), Beer Reviews (McAuley et al., 2012), BoolQ (Clark et al., 2019), FEVER (Thorne et al., 2018).

A.2 Details of Datasets

We summarize dataset statistics in Table 5. The two versions (v1.0, v1.11) of CoS-E correspond to the first and second versions of the CommonsenseQA dataset. CoS-E v1.11 has some noise in its annotations (Narang et al., 2020).¹⁰ This is our primary motivation for reporting on v1.0 as well, which we observe does not have these issues.

A.3 Details of T5

The T5 model (Raffel et al., 2020) is pretrained on a multi-task mixture of unsupervised and supervised tasks, including machine translation, question answering, abstractive summarization, and text classification. Its inputs and outputs to every task are text sequences; we provide the input-output formatting for training and decoding of our T5 models in Table 6.

A.4 Hyperparameters

To optimize, we use Adam with weight decay with $\epsilon = 1e-8$, $\beta_1 = 0.9$, and $\beta_2 = 0.99$. We use gradient clipping to a maximum norm of 1.0 and a dropout rate of 0.1. We train for 200 epochs with a batch size of 64 and a linear learning rate schedule decaying from $5e-5$. Training ends if the development-set loss has not decreased for 10 epochs. At inference time, we greedy-decode until an EOS token is generated (or for 200 tokens).

A.5 Baseline Models

We complement the discussion in with §2 with Table 7 that presents results comparing the self-rationalizing T5 model to baselines, and Table 8

presents results comparing the self-rationalizing model to its pipeline variant.

A.6 L1-Normalization of Gradient Attributions

L1-normalization can be applied to the $[a(\mathbf{x}^{(i)})]_i$ vector (§4.2) to normalize its magnitude and study the *relative* importance of each token’s attribution w.r.t. the entire input. The metrics we propose are invariant to magnitude and thus normalization. Because gradient magnitudes are affected by implementation choice (mean vs. sum of the logits), we normalize the vectors in Figure 7 to study the *relative* importance of the input tokens for each prediction source, irrespective of this choice.

A.7 Additional Results

We provide additional results that supplement results we present in §4:

- Results of attribution overlap for E-SNLI and CoS-E v1.11 in Figure 8.
- Gradient attribution sanity checks in Figures 9-10.
- Robustness equivalence for CoS-E v1.11 in Figure 11.

¹⁰<https://github.com/salesforce/cos-e/issues/2>

Source	CQA	SNLI	SST	AgNews	Evidence Inference	Movie Reviews	MultiRC	LGD	20 News	Amazon Reviews	Beer Reviews	BoolQ	FEVER
True Pipelines (no gradient flow)													
Camburu et al. (2018)		E + NL											
Kumar and Talukdar (2020)		NL											
Rajani et al. (2019)	E + NL												
Jain et al. (2020)			E	E	E	E	E						
Jacovi and Goldberg (2020a)			E	E	E	E	E	E	E	E	E		
DeYoung et al. (2020)	E	E			E	E	E					E	E
Lehman et al. (2019)					E								
Discrete Optimization Variants													
Lei et al. (2016)											E		
Bastings et al. (2019)		E	E								E		
Latcinnik and Berant (2020)	NL												
Paranjape et al. (2020)					E	E	E				E	E	E

Table 4: An overview of text-only datasets and rationale types (E for extractive, NL for natural language rationales) used in prior work on pipeline architectures. We focus on the two tasks we believe require a more complex notion of “reasoning” to solve: Commonsense-QA (CQA) and NLI. Unlike the other tasks in the table, prior work lacks consensus on (1) the type of rationales best-suited, and (2) the form of the model for these tasks. We argue for natural language rationales, and demonstrate that pipeline models are poorly-suited for CQA and SNLI given this choice. Dataset citations: Appendix A.1.

Dataset	Num. Instances	Input Length	Extractive Rationale		Natural Language Rationale	
	Train-Dev-Test	# Tokens	# Tokens	% of doc.	# Tokens	% of doc.
E-SNLI	549367-9842-9824	20.27 +/- 6.95	4.01 +/- 3.01	21.30 +/- 15.82	12.39 +/- 6.43	65.67 +/- 35.46
CoS-E v1.0	7610-950-none	13.69 +/- 5.97	4.57 +/- 4.16	35.36 +/- 27.22	12.74 +/- 6.99	108.18 +/- 77.26
CoS-E v1.11	9741-1221-none	13.40 +/- 5.77	6.80 +/- 5.79	53.24 +/- 36.05	6.97 +/- 4.14	58.01 +/- 39.60

Table 5: Statistics on datasets with ground-truth rationales. Results are presented as mean (one standard deviation) on the training set. CoS-E does not contain test-set rationale annotations.

The I→OR and I→R;R→O rationale generator’s inputs:

explain cos_e question: [question] choice: [choice_0] choice: [choice_1] choice: [choice_2]
 explain nli hypothesis: [hypothesis] premise: [premise].

The I→R;R→O pipeline label predictor’s input:

cos_e choice: [choice_0] choice: [choice_1] choice: [choice_2] explanation: [free-text rationale]
 nli explanation: [free-text rationale]

The I→OR models’ outputs are trained and decoded as:

[label] explanation: [free-text rationale]

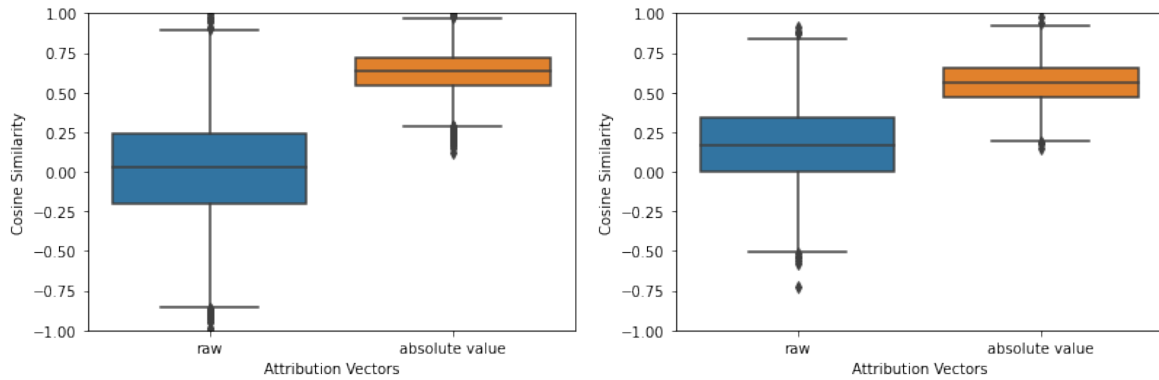
Table 6: T5 input-output formatting.

Dataset	Random Accuracy	Majority-Vote Accuracy	I→O (T5)	I→OR (WT5?!)
E-SNLI	33.33	33.39	90.45 (84.01 [†])	90.80 (83.96 [‡] , 90.9 [†])
CoS-E v1.0	33.33	33.75	68.42 (63.8 [§])	66.10
CoS-E v1.11	20.0	20.31	60.11	57.99 (59.4 [†])

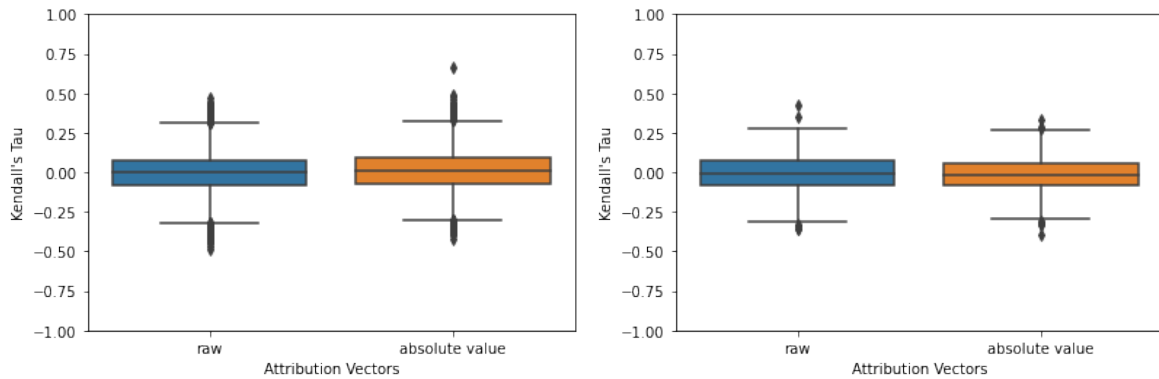
Table 7: Label accuracy on baseline I→O T5 models versus their rationalizing I→OR (WT5?!) variants fine-tuned for each dataset. We observe that adding rationalization does not result in a substantial loss in accuracy. We also validate that T5-Base models outperform other architectures. Test-set reported for E-SNLI and dev-set for CoS-E v1.0 and v1.11. Source of prior results in parentheses: [†] Narang et al. (2020), [‡] Camburu et al. (2018) using a bi-directional LSTM, and [§] Rajani et al. (2019) using BERT.

Dataset	I→OR (WT5?!)	I→R;R→O	Δ
E-SNLI	90.80 (83.96 [‡])	86.25 (81.71 [‡])	-4.55 (-2.25 [‡])
CoS-E v1.0	66.10	56.42	-9.68
CoS-E v1.11	57.99	46.52	-11.47

Table 8: Label accuracy on the joint self-rationalizing model I→OR (WT5?!) compared to a pipeline using natural language rationales. We observe that I→OR models have substantially stronger task performance. Test-set reported for E-SNLI and dev-set for CoS-E v1.0 and v1.11. Source of prior results in parentheses: [‡] Camburu et al. (2018) using bi-directional LSTMs.



(a) Cosine similarity $\in [-1, 1]$ and absolute cosine similarity $\in [0, 1]$ between the label-attribution vectors and the rationale-attribution vectors for E-SNLI (left) and CoS-E v1.11 (right). In the absolute case, we observe that the distribution is centered around 0.6 for both datasets, indicating moderate correlation. In the non-absolute case, the cosine similarity is near-0, indicating low correlation.



(b) Kendall's $\tau \in [-1, 1]$ between the label-attribution vectors and the rationale-attribution vectors on E-SNLI (left) and CoS-E v1.11 (right). We observe that the distribution is centered around 0, indicating that the token ranks are not correlated.

Figure 8: Attribution overlap results for E-SNLI and CoS-E v1.11.

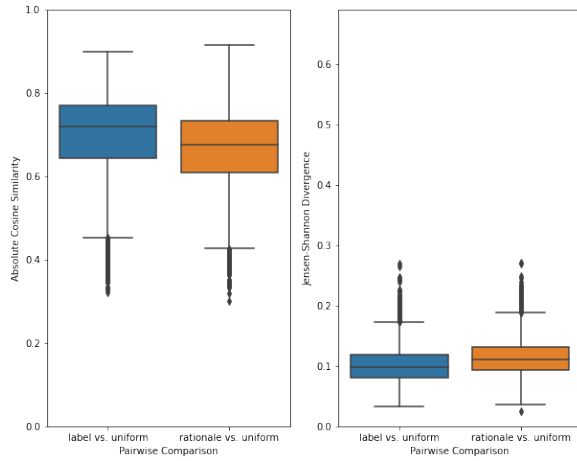


Figure 9: Absolute cosine similarity $\in [0, 1]$ and Jensen-Shannon divergence $\in [0, 0.69]$ of the L1-normalized (A.6) attribution vectors and a uniform distribution on the E-SNLI test-set. While similar distributions for label and rationale validate the gradients do not have a positional bias, we observe the distributions are fairly similar to uniform in both plots.

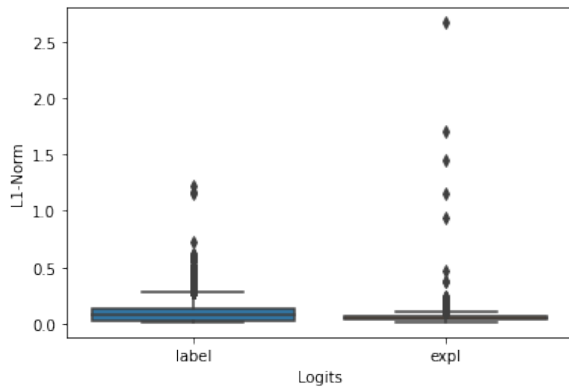
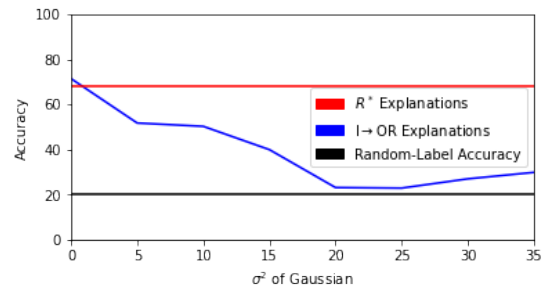
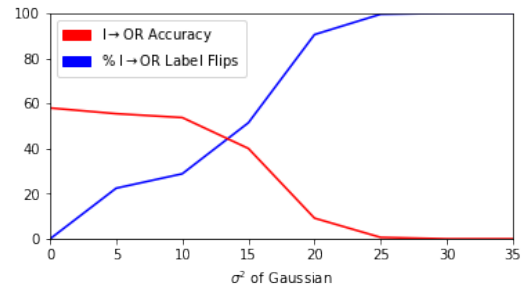


Figure 10: L1-norm of the raw attribution vectors on the E-SNLI test-set. While similar distributions for label and rationale validate the gradients do not have a positional bias, the small magnitudes of the attribution vectors may have an undesired effect on their interpretation.



(a) “Meaning” Proxy Measure. Accuracy of the R \rightarrow O model with rationales generated by the I \rightarrow OR model under varying amounts of Gaussian noise.



(b) Accuracy of the I \rightarrow OR model and percentage of label flips under the same noise levels.

Figure 11: Results of robustness equivalence test on CoS-E v1.11.