

REMIX: Efficient Range Query for LSM-trees

Wenshao Zhong* Chen Chen* Xingbo Wu* Song Jiang[†]

*University of Illinois at Chicago [†]University of Texas at Arlington

Abstract

LSM-tree based key-value (KV) stores organize data in a multi-level structure for high-speed writes. Range queries on traditional LSM-trees must seek and sort-merge data from multiple table files on the fly, which is expensive and often leads to mediocre read performance. To improve range query efficiency on LSM-trees, we introduce a space-efficient KV index data structure, named REMIX, that records a globally sorted view of KV data spanning multiple table files. A range query on multiple REMIX-indexed data files can quickly locate the target key using a binary search, and retrieve subsequent keys in sorted order without key comparisons. We build RemixDB, an LSM-tree based KV-store that adopts a write-efficient compaction strategy and employs REMIXes for fast point and range queries. Experimental results show that REMIXes can substantially improve range query performance in a write-optimized LSM-tree based KV-store.

1 Introduction

Key-value stores (KV-stores) are the backbone of many cloud and datacenter services, including social media [1, 2, 8], real-time analytics [7, 10, 25], e-commerce [18], and cryptocurrency [41]. The log-structured merge-tree (LSM-tree) [38] is the core data structure of many KV-stores [9, 18, 20, 26, 34, 42]. In contrast to traditional storage structures (e.g., B+-tree) that require in-place updates on disk, LSM-trees follow an out-of-place update scheme which enables high-speed sequential write I/O. They buffer updates in memory and periodically flush them to persistent storage to generate immutable table files. However, this comes with penalties on search efficiency as keys in a range may reside in different tables, potentially slowing down queries because of high computation and I/O costs. The LSM-tree based designs represent a trade-off between update cost and search cost [17], maintaining a lower update cost but a much higher search cost compared with a B+-tree.

Much effort has been made to improve query performance. To speed up point queries, every table is usually associated with memory-resident Bloom filters [4] so that a query can skip the tables that do not contain the target key. However,

Bloom filters cannot handle range queries. Range filters such as SuRF [49] and Rosetta [37] were proposed to accelerate range queries by filtering out tables not containing any keys in the requested range. However, when the keys in the requested range reside in most of the candidate tables, the filtering approach can hardly improve query performance, especially for large range queries. Furthermore, the computation cost of accessing filters can lead to mediocre performance when queries can be answered by cache, which is often the case in real-world workloads [2, 8, 13].

To bound the number of tables that a search request has to access, LSM-trees keep a background compaction thread to constantly sort-merge tables. The table selection is determined by a compaction strategy. The *leveled* compaction strategy has been adopted by a number of KV-stores, including LevelDB [26] and RocksDB [20]. Leveled compaction sort-merges smaller sorted runs into larger ones to keep the number of overlapping tables under a threshold. In practice, leveled compaction provides the best read efficiency but has a high write amplification (WA) due to its aggressive sort-merging policy. Alternatively, the *tiered* compaction strategy waits for multiple sorted runs of a similar size and merges them into a larger run. Tiered compaction provides lower WA and higher update throughput. It has been adopted by many KV-stores, such as Cassandra [34] and ScyllaDB [42]. Since tiered compaction cannot effectively limit the number of overlapping tables, it leads to much higher search cost compared with leveled compaction. Other compaction strategies can better balance the read and write efficiency [16, 17], but none of them can achieve the best read and write efficiency at the same time.

The problem lies in the fact that, to limit the number of sorted runs, a store has to sort-merge and rewrite existing data. Today's storage technologies have shown much improved random access efficiency. For example, random reads on commodity Flash SSDs can exceed 50% of sequential read throughput. New technologies such as 3D-XPPoint (e.g., Intel's Optane SSD) offer near-equal performance for random and sequential I/O [45]. As a result, KV-pairs do not have to be *physically* sorted for fast access. Instead, a KV-store could keep its data *logically* sorted for efficient point and range queries while avoiding excessive rewrites.

To this end, we design REMIX, short for **R**ange-query-Efficient **M**ulti-table **I**ndex. Unlike existing solutions to improve range queries that struggle between physically rewriting data and performing expensive sort-merging on the fly, a REMIX employs a space-efficient data structure to record a globally sorted view of KV data spanning multiple table files. With REMIXes, an LSM-tree based KV-store can take advantage of a write-efficient compaction strategy without sacrificing search performance.

We build RemixDB, a REMIX-indexed LSM-tree based KV-store. Integrated with the write-efficient tiered compaction strategy and a partitioned LSM-tree layout, RemixDB achieves low WA and fast searches at the same time. Experimental results show that REMIXes can effectively improve range query performance when searching on multiple overlapping tables. Performance evaluation demonstrates that RemixDB outperforms the state-of-the-art LSM-tree based KV-stores on both read and write operations simultaneously.

2 Background

The LSM-tree is designed for high write efficiency on persistent storage devices. It achieves high-speed writes by buffering all updates in an in-memory structure, called a MemTable. When the MemTable fills up, the buffered keys will be sorted and flushed to persistent storage as a sorted run by a process called *minor compaction*. Minor compaction is write-efficient because updates are written sequentially in batches without merging with existing data in the store. Since the sorted runs may have overlapping key ranges, a point query has to check all the possible runs, leading to a high search cost. To limit the number of overlapping runs, an LSM-tree uses a *major compaction* process to sort-merge several overlapping runs into fewer ones.

A compaction strategy determines how tables are selected for major compaction. The two most commonly used strategies are leveled compaction and tiered compaction. A store using leveled compaction has a multi-level structure where each level maintains a sorted run consisting of one or more tables. The capacity of a level (L_n) is a multiple (usually 10 [20]) of the previous one (L_{n-1}), which allows a huge KV-store to be organized within a few levels (usually 5 to 7). Leveled compaction makes reads relatively efficient, but it leads to inferior write efficiency. Leveled compaction selects overlapping tables from adjacent levels (L_n and L_{n+1}) for sort-merging and generates new tables in the larger level (L_{n+1}). Because of the exponentially increasing capacity, a table's key range often overlaps several tables in the next level. As a result, the majority of the writes are for rewriting existing data in L_{n+1} , leading to high WA ratios¹ of up to 40 in practice [40]. Figure 1 shows an example of leveled compaction where

¹WA ratio refers to write amplification ratio, or ratio of the amount of actual data written on the disk to the amount of user-requested data written.

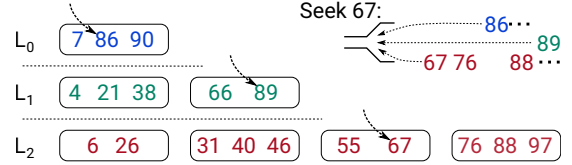


Figure 1: An LSM-tree using leveled compaction

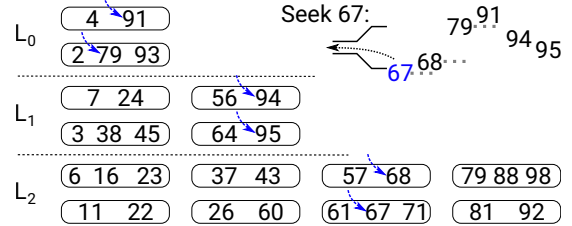


Figure 2: An LSM-tree using tiered compaction

each table contains two or three keys. If the first table in L_1 (containing keys (4, 21, 38)) is selected for sort-merging with the first two tables in L_2 ((6, 26) and (31, 40, 46)), five keys in L_2 will be rewritten.

With tiered compaction, multiple overlapping sorted runs can be buffered in a level, as shown in Figure 2. The number of runs in a level is bounded by a threshold denoted by T , where $T > 1$. When the number of sorted runs in a level (L_n) reaches the threshold, all sorted runs in L_n will be sort-merged into a new sorted run in the next level (L_{n+1}), without rewriting any existing data in L_{n+1} . Accordingly, an LSM-tree's WA ratio is $O(L)$ using tiered compaction [15], where L is the number of levels. With a relatively large T , tiered compaction provides much lower WA than leveled compaction does with a similar L . However, since there can be multiple overlapping sorted runs in each level, a point query will need to check up to $T \times L$ tables, leading to a much slower search.

Range query in LevelDB/RocksDB is realized by using an *iterator* structure to navigate across multiple tables as if all the keys are in one sorted run. A range query first initializes an iterator using a *seek* operation with a *seek key*, the lower boundary of the target key range. The seek operation positions the iterator so that it points to the smallest key in the store that is equal to or greater than the seek key (in lexical order for string keys), which is denoted as the *target key* of the range query. The *next* operation advances the iterator such that it points to the next key in the sorted order. A sequence of next operations can be used to retrieve the subsequent keys in the target range until a certain condition is met (e.g., number of keys or end of a range). Since the sorted runs are generated chronologically, a target key can reside in any of the runs. Accordingly, an iterator must keep track of all the sorted runs.

Figure 1 shows an example of seek on an LSM-tree using leveled compaction. To seek key 67, a binary search is used on each run to identify the smallest key satisfying $key \geq seek_key$. Each identified key is marked by a cursor. Then these keys are sort-merged using a min-heap structure [23], and thus the key 67 in L_2 is selected. Subsequently, each next

operation will compare the keys under the cursors, return the smallest one, and advance the corresponding cursor. This process presents a globally sorted view of the keys, as shown in the upper right corner of Figure 1. In this example, all three levels must be accessed for the sort-merging. Figure 2 shows a similar example with tiered compaction. Having six overlapping sorted runs, a seek operation is more expensive than the previous example. In practice, the threshold T in tiered compaction is often set to a small value, such as $T = 4$ in ScyllaDB [42], to avoid having too many overlapping sorted runs in a store.

3 REMIX

A range query operation on multiple sorted runs constructs a *sorted view* of the underlying tables on the fly so that the keys can be retrieved in sorted order. In fact, a sorted view inherits the immutability of the table files and remains valid until any of the tables are deleted or replaced. However, existing LSM-tree based KV-stores have not been able to take advantage of this inherited immutability. Instead, sorted views are repeatedly reconstructed at search time and immediately discarded afterward, which leads to poor search performance due to excessive computation and I/O. The motivation of REMIX is to exploit the immutability of table files by retaining the sorted view of the underlying tables and reusing them for future searches.

For I/O efficiency, the LSM-tree based KV-stores employ memory-efficient metadata formats, including sparse indexes and Bloom filters [4]. If we record every key and its location to retain the sorted views in a store, the store’s metadata could be significantly inflated, leading to compromised performance for both reads and writes. To avoid this issue, the REMIX data structure must be space-efficient.

3.1 The REMIX Data Structure

The top of Figure 3 shows an example of a sorted view containing three sorted runs, R_0 , R_1 , and R_2 . The sorted view of the three runs is illustrated by the arrows, forming a sequence of 15 keys. To construct a REMIX, we first divide the keys of a sorted view into segments, each containing a fixed number of keys. Each segment is attached with an *anchor key*, a set of *cursor offsets*, and a set of *run selectors*. An anchor key represents the smallest key in the segment. All the anchor keys collectively form a sparse index on the sorted view. Each cursor offset corresponds to a run and records the position of the smallest key in the run that is equal to or greater than the segment’s anchor key. Each key in a segment has a corresponding run selector, which indicates the run where the key resides. The run selectors encode the sequential access path of the keys on the sorted view, starting from the anchor key of the segment.

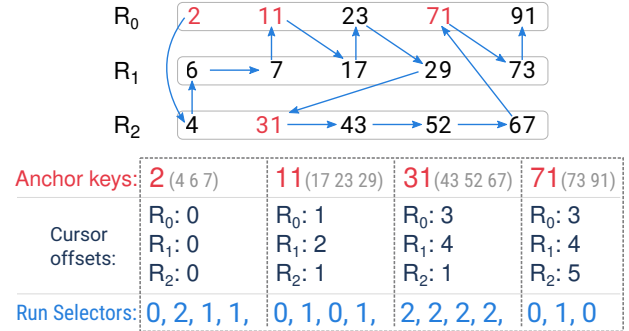


Figure 3: A sorted view of three sorted runs with REMIX

An iterator for a REMIX does not use a min-heap. Instead, an iterator contains a set of cursors and a *current* pointer. Each cursor corresponds to a run and points to the location of a key in the run. The current pointer points to a run selector, which selects a run, and the cursor of the run determines the key currently being reached.

It takes three steps to seek a key using an iterator on a REMIX. First, a binary search is performed on the anchor keys to find the *target segment* whose range covers the seek key, satisfying $anchor_key \leq seek_key$. Second, the iterator is initialized to point to the anchor key. Specifically, the cursors are positioned using the cursor offsets of the segment, and the current pointer is set to point to the first run selector of the segment. Finally, the target key can be found by scanning linearly on the sorted view. To advance the iterator, the cursor of the current key is advanced to skip the key. Meanwhile, the current pointer is also advanced to point to the next run selector. After a seek operation, the subsequent keys on the sorted view (within and beyond the target segment) can be retrieved by advancing the iterator in the same manner.

Here is an example of a seek operation. As shown in Figure 3, the four boxes on the bottom represent the REMIX metadata that encodes the sorted view. Note that the keys in parentheses are not part of the metadata. To seek key 17, the second segment, which covers keys (11, 17, 23, 29), is selected with a binary search. Then the cursors are placed on keys 11, 17, and 31 in R_0 , R_1 , and R_2 , respectively, according to the segment’s cursor offsets ((1, 2, 1)). Meanwhile, the current pointer is set to point to the first run selector of the segment (0, the fifth selector in the figure), indicating that the current key (11) is under the cursor of R_0 . Since $11 < 17$, the iterator needs to be advanced to find the smallest key k satisfying $k \geq 17$. To advance the iterator, the cursor on R_0 is first advanced so that it skips key 11 and is now on key 23. The cursor offsets of the iterator now become 2, 2, and 1. Then, the current pointer is advanced to the second run selector of the segment (1, the sixth selector in the figure). The advanced iterator selects R_1 , and the current key 17 under the cursor of R_1 is the target key. This concludes the seek operation. The subsequent keys (23, 29, 31, ...) on the sorted view can be retrieved by repeatedly advancing the iterator.

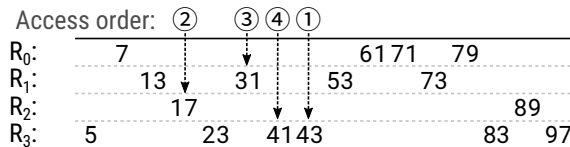
3.2 Efficient Search in a Segment

A seek operation initializes the iterator with a binary search on the anchor keys to find the target segment and scans forward on the sorted view to look for the target key. Increasing the segment size can reduce the number of anchor keys and speed up the binary search. However, it can slow down seek operations because scanning in a large target segment needs to access more keys on average. To address the potential performance issue, we also use binary search within a target segment to minimize the search cost.

Binary Search To perform binary search in a segment, we must be able to randomly access every key in the segment. A key in a segment belongs to a run, as indicated by the corresponding run selector. To access a key, we need to place the cursor of the run in the correct position. This can be done by counting the number of occurrences of the same run selector in the segment prior to the key and advancing the corresponding cursor the same number of times. The number of occurrences can be quickly calculated on the fly using SIMD instructions on modern CPUs. The search range can be quickly reduced with a few random accesses in the segment until the target key is identified. To conclude the seek operation, we initialize all the cursors using the occurrences of each run selector prior to the target key.

Figure 4 shows an example of a segment having 16 run selectors. The number shown below each run selector represents the number of occurrences of the same run selector prior to its position. For example, 41 is the third key in R_3 in this segment, so the corresponding number of occurrences is 2 (under the third “3”). To access key 41, we initialize the cursor of R_3 and advance it twice to skip 5 and 23.

To seek key 41 in the segment in Figure 4, keys 43, 17, 31, and 41 will be accessed successively during the binary search, as shown by the arrows and the circled numbers. Key 43 is the eighth key in the segment and the fourth key of R_3 in the segment. To access key 43, we initialize the cursor of R_3 and advance it three times to skip keys 5, 23, and 41. Then, key 17 can be accessed by reading the first key on R_2 in this segment. Similarly, 31 and 41 are the second and third keys on R_1 and R_3 , respectively. In the end, all the cursors of the iterator are initialized to point to the correct keys. In this example, the cursors will finally be at keys 61, 53, 89, and 41, where 41 is the current key.



Run Selectors: 3 0 1 2 3 1 3 3 1 0 0 1 0 3 2 3
 Occurrences: 0 0 0 0 1 1 2 3 2 1 2 3 3 4 1 5

Figure 4: An example of binary search in a segment. The circled numbers indicate the access order of the keys.

I/O Optimization Performing binary search in a segment can minimize the number of key comparisons. However, the keys on the search path may reside in different runs and must be retrieved with separate I/O requests if the respective data blocks are not cached. For example, the search in Figure 4 only needs four key comparisons but has to access three runs. In fact, it is likely that keys 41, 43, and a few other keys of R_3 belong to the same data block. Accordingly, after a key comparison, the search can leverage the remaining keys in the same data block to further reduce the search range before it has to access a different run. In this way, each of the six keys in R_3 can be found without accessing any other runs. When searching for key 79, for example, accessing R_3 can narrow down the search to the range between key 43 and key 83, where key 79 can be found in R_0 after a key comparison with key 71.

3.3 Search Efficiency

REMIXes improve range queries in three aspects.

REMIXes find the target key using one binary search.

A REMIX provides a sorted view of multiple sorted runs. Only one binary search on a REMIX is required to position the cursors on the target keys in multiple runs. Whereas in a traditional LSM-tree based KV-store, a seek operation requires a number of binary searches on each individual run. For example, suppose a store with four equally-sized runs has N keys in each run. A seek operation without a REMIX requires $4 \times \log_2 N$ key comparisons, while it only takes $\log_2 4N$, or $2 + \log_2 N$ key comparisons with a REMIX.

REMIXes move the iterator without key comparisons.

An iterator on a REMIX directly switches to the next (or the previous) KV-pair by using the prerecorded run selectors to update the cursors and the current pointer. This process does not require any key comparisons. Reading a KV-pair can also be avoided if the iterator skips the key. In contrast, an iterator in a traditional LSM-tree based KV-store maintains a min-heap to sort-merge the keys from multiple overlapping sorted runs. In this scenario, a next operation requires reading keys from multiple runs for comparisons.

REMIXes skip runs that are not on the search path.

A seek operation with a REMIX requires a binary search in the target segment. Only those sorted runs containing the keys on the search path will be accessed at search time. In the best scenario, if a range of target keys reside in one run, such as the segment (31, 43, 52, 67) in Figure 3, only one run (R_2 in the example) will be accessed. However, a merging iterator must access every run in a seek operation.

Furthermore, the substantially reduced seek cost allows for efficient point queries (e.g., GET) on multiple sorted runs indexed by a REMIX without using Bloom filters. We extensively evaluate the point query efficiency in §5.1.

3.4 REMIX Storage Cost

REMIX metadata consists of three components: anchor keys, cursor offsets, and run selectors. We define D to be the maximum number of keys in a segment. A REMIX stores one anchor key for every D keys, requiring $1/D$ of the total key size in a level on average. Assuming the size of a cursor offset is S bytes, a REMIX requires $S \times H$ bytes to store the cursor offsets for every D keys, where H denotes the number of runs indexed by a REMIX. A run selector requires $\lceil \log_2(H) \rceil$ bits. Adding all the three parts together, a REMIX is expected to store $((\bar{L} + SH)/D + \lceil \log_2(H) \rceil / 8)$ bytes/key, where \bar{L} is the average anchor key size.

We estimate the storage cost of a REMIX using the average KV sizes publicly reported in Facebook’s production KV workloads [2, 8]. In practice, S is implementation-defined, and H depends on the number of tables being indexed. In the estimation, we use cursor offsets of 4 bytes ($S = 4$) so that a cursor offset can address 4 GB space for each sorted run. We set the number of sorted runs to 8 ($H = 8$). With these practical configurations, a REMIX stores $((\bar{L} + 32)/D + 3/8)$ bytes/key.

Table 1 shows the REMIX storage costs for each workload with different D ($D = 16, 32, \text{ and } 64$). For comparison, it also shows the storage cost of the block index (BI) and Bloom filter (BF) of the SSTable format in LevelDB and RocksDB. Note that table files indexed by REMIXes do not use block indexes or Bloom filters. An SSTable stores a key and a block handle for each 4 KB data block. The block index storage cost is estimated by dividing the sum of the average KV size and an approximate block handle size (4 B) by the estimated number of KV-pairs in a 4 KB block. Bloom filters are estimated as 10 bits/key. The REMIX storage costs vary from 1.0 to 5.4 bytes/key for different D and \bar{L} values. For every key size, increasing D can substantially reduce the REMIX storage cost. The last column ($\frac{\text{REMIX}}{\text{data}}$) shows the size ratio of a REMIX to its indexed KV data. In the worst case (the USR store), the REMIX’s size is still less than 10% of the KV data’s size.

Table 1: REMIX storage cost with real-world KV sizes. BI stands for Block Index. BF stands for Bloom Filter. The last column shows the size ratio of REMIX to the KV data.

Workload [2, 8]	Avg. Key Size	Avg. Value Size	Bytes/Key						REMIX data (D=32)
			SSTable		REMIX (H=8)				
			BI	BI+BF	D=16	32	64		
UDB	27.1	126.7	1.2	2.4	4.1	2.2	1.3	1.44%	
Zippy	47.9	42.9	1.2	2.4	5.4	2.9	1.6	3.16%	
UP2X	10.45	46.8	0.2	1.5	3.0	1.7	1.0	2.97%	
USR	19	2	0.1	1.4	3.6	2.0	1.2	9.38%	
APP	38	245	2.9	4.2	4.8	2.6	1.5	0.91%	
ETC	41	358	4.4	5.6	4.9	2.7	1.5	0.67%	
VAR	35	115	1.4	2.7	4.6	2.5	1.4	1.65%	
SYS	28	396	3.3	4.6	4.1	2.3	1.3	0.53%	

4 RemixDB

To evaluate the REMIX performance, we implement an LSM-tree based KV-store named RemixDB. RemixDB employs the tiered compaction strategy to achieve the best write efficiency [16]. Real-world workloads often exhibit high spatial locality [2, 8, 47]. Recent studies have shown that a partitioned store layout can effectively reduce the compaction cost under real-world workloads [24, 31]. RemixDB adopts this approach by dividing the key space into partitions of non-overlapping key ranges. The table files in each partition are indexed by a REMIX, providing a sorted view of the partition. In this way, RemixDB is essentially a single-level LSM-tree using tiered compaction. RemixDB not only inherits the write efficiency of tiered compaction but also achieves efficient reads with the help of REMIXes. The point query operation (GET) of RemixDB performs a seek operation and returns the key under the iterator if it matches the target key. RemixDB does not use Bloom filters.

Figure 5 shows the system components of RemixDB. Similarly to LevelDB and RocksDB, RemixDB buffers updates in a MemTable. Meanwhile, the updates are also appended to a write-ahead log (WAL) for persistence. When the size of the buffered updates reaches a threshold, the MemTable is converted into an immutable MemTable for compaction, and a new MemTable is created to receive updates. A compaction in a partition creates a new version of the partition that includes a mix of new and old table files and a new REMIX file. The old version is garbage-collected after the compaction.

In a multi-level LSM-tree design, the size of a MemTable is often only tens of MBs, close to the default SSTable size. In a partitioned store layout, larger MemTables can accumulate more updates before triggering a compaction [3, 24], which helps to reduce WA. The MemTables and WAL have near-constant space cost, which is modest given the large memory and storage capacity in today’s datacenters. In RemixDB, the maximum MemTable size is set to 4 GB. In the following, we introduce the file structures (§4.1), the compaction process (§4.2), and the cost and trade-offs of using REMIXes (§4.3).

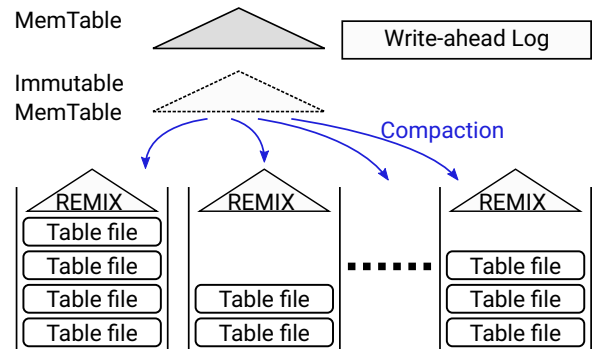


Figure 5: Overview of RemixDB

4.1 The Structures of RemixDB Files

Table Files Figure 6 shows the table file format in RemixDB. A data block is 4 KB by default. A large KV-pair that does not fit in a 4 KB block exclusively occupies a *jumbo* block that is a multiple of 4 KB. Each data block contains a small array of its KV-pairs’ block offsets at the beginning of the block for randomly accessing individual KV-pairs.

The metadata block is an array of 8-bit values, each recording the number of keys in a 4 KB block. Accordingly, a block can contain up to 255 KV-pairs. In a jumbo block, except for the first 4 KB, the remaining ones have their corresponding numbers set to 0 so that a non-zero number always corresponds to a block’s head. With the offset arrays and the metadata block, a search can quickly reach any adjacent block and skip an arbitrary number of keys without accessing the data blocks. Since the KV-pairs are indexed by a REMIX, table files do not contain indexes or filters.

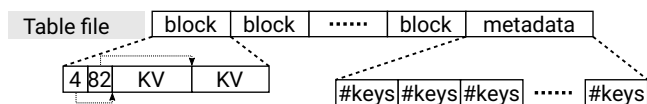


Figure 6: Structure of a table file in RemixDB

REMIX Files Figure 7 shows the REMIX file format in RemixDB. The anchor keys in a REMIX are organized in an immutable B+-tree-like index (similar to LevelDB/RocksDB’s block index) that facilitates binary searches on the anchor keys. Each anchor key is associated with a segment ID that identifies the cursor offsets and run selectors of a segment. A cursor offset consists of a 16-bit block index and an 8-bit key index, shown as blk-id and key-id in Figure 7. The block index can address up to 65,536 4-KB blocks (256 MB). Each block can contain up to 256 KV-pairs with the 8-bit key index.

Multiple versions of a key could exist in different table files of a partition. A range query operation must skip the old versions and return the newest version of each key. To this end, in a REMIX, multiple versions of a key are ordered from the newest to the oldest on the sorted view, and the highest bit of each run selector is reserved to distinguish between old and new versions. A forward scan operation will always encounter the newest version of a key first, and then the old versions can be skipped by checking the reserved bit of each run selector without comparing any keys.

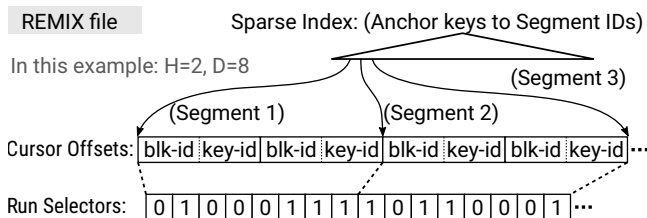


Figure 7: Structure of a REMIX file in RemixDB

If a key has multiple versions, these versions can span two segments. A search may have to check both the segments to retrieve the newest version of the key. To simplify searches in this scenario, we move all the versions of the key forward to the second segment by inserting special run selectors as placeholders in the first segment when constructing a REMIX. We also make sure that the maximum number of keys in a segment is equal to or greater than the number of runs indexed by a REMIX ($D \geq H$) so that every segment is large enough to hold all the versions of a key.

To accommodate the special values mentioned above, each run selector in RemixDB occupies a byte. The eighth and seventh bits ($0x80$ and $0x40$) of a run selector indicate an old version and a deleted key (a tombstone), respectively. A special value 63 ($0x3f$) represents a placeholder. In this way, RemixDB can manage up to 63 sorted runs (0 to 62) in each partition, which is sufficient in practice.

4.2 Compaction

In each partition, the compaction process estimates the compaction cost based on the size of new data entering the partition and the layout of existing tables. Based on the estimation, one of the following procedures is executed:

- Abort: cancel the partition’s compaction and keep the new data in the MemTables and the WAL.
- Minor Compaction: write the new data to one or multiple new tables without rewriting existing tables.
- Major Compaction: merge the new data with some or all of the existing tables.
- Split Compaction: merge the new data with all the existing data and split the partition into a few new partitions.

Abort After a compaction, a partition that sees any new table file will have its REMIX rebuilt. When a small table file is created in a partition after a minor compaction, rebuilding the REMIX can lead to high I/O cost. For example, the USR workload in Table 1 has the highest size ratio of REMIX to KV data (9.38%). Writing 100 MB of new data to a partition with 1 GB of old table files will create a REMIX that is about 100 MB. To minimize the I/O cost, RemixDB can abort a partition’s compaction if the estimated I/O cost is above a threshold. In this scenario, the new KV data should stay in the MemTables and the WAL until the next compaction.

However, in an extreme case, such as having a workload with a uniform access pattern, the compaction process cannot effectively move data into the partitions when most of the partitions have their compactations aborted. To avoid this problem, we further limit the size of new data that can stay in the MemTables and WAL to be no more than 15% of the maximum MemTable size. The compaction process can abort the compactations that have the highest I/O cost until the size limit has been reached.

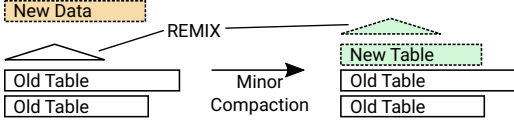


Figure 8: Minor compaction

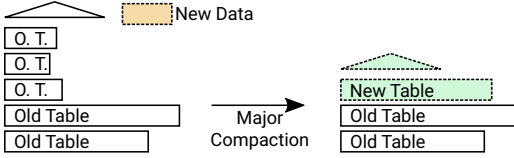


Figure 9: Major compaction

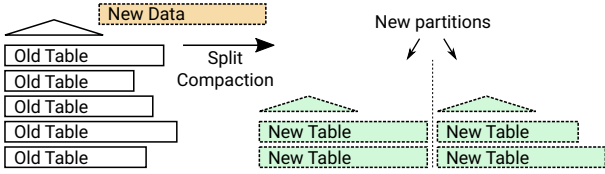


Figure 10: Split compaction

Minor Compaction A minor compaction writes new KV data from the immutable MemTable into a partition without rewriting existing table files and rebuilds the REMIX of the partition. Depending on the new data’s size, a minor compaction creates one or a few new table files. Minor compaction is used when the expected number of table files after the compaction (number of existing table files plus the estimated number of new table files) is below a threshold T , which is 10 in our implementation. Figure 8 shows a minor compaction example that creates one new table file.

Major Compaction A major (or split) compaction is required when the expected number of table files in a partition exceeds the threshold T . A major compaction sort-merges existing table files into fewer ones. With a reduced number of table files, minor compactions can be performed in the future. The efficiency of a major compaction can be estimated by the ratio of the number of input table files to the number of output table files. Figure 9 shows a major compaction example. In this example, the new data is merged with three small table files, and only one new table file is created after the compaction (ratio=3/1). If the entire partition is sort-merged, the compaction needs to rewrite more data but still produces three tables (ratio=5/3) because of the table file’s size limit. Accordingly, major compaction chooses the number of input files that can produce the highest ratio.

Split Compaction Major compaction may not effectively reduce the number of tables in a partition filled with large tables, which can be predicted by a low estimated input/output ratio, such as 10/9. In this case, the partition should be split into multiple partitions so that the number of tables in each partition can be substantially reduced. Split compaction sort-merges new data with all the existing table files in the partition and produces new table files to form several new partitions. Figure 10 shows a split compaction example. To

avoid creating many small partitions in a split compaction, the compaction process creates M ($M = 2$ by default) new table files in a partition before switching to the next partition. In this way, a split compaction creates $\lceil E/M \rceil$ new partitions, where E is the number of new table files.

4.3 Rebuilding REMIXes

A partitioned store layout can effectively minimize the compaction cost under real-world workloads with high spatial locality [24, 31]. Specifically, RemixDB can absorb most of the updates in a few partitions, and the compactions in the partitions that receive fewer updates can be avoided (See §4.2). However, if the workload lacks spatial locality, it is inevitable that many partitions have to perform compactions with small amounts of updates. Tiered compaction can minimize writes in these partitions, but rebuilding the REMIX in a partition still needs to read the existing tables. In our implementation, RemixDB leverages the existing REMIX in the partition and employs an efficient merging algorithm to minimize the I/O cost of the rebuilding process.

When rebuilding the REMIX in a partition, the existing tables are already indexed by the REMIX, and those tables can be viewed as one sorted run. Accordingly, the rebuilding process is equivalent to sort-merging two sorted runs, one from the existing data and the other from the new data. When the existing sorted run is significantly larger than the new one, the *generalized binary merging algorithm* proposed by Hwang et al. [30, 33] requires much fewer key comparisons than sort-merging with a min-heap. The algorithm estimates the location of each next merge point based on the size ratio between the two sorted runs and search in the neighboring range. In RemixDB, we approximate the algorithm by using the anchor keys to locate the target segment containing the merge point and finally applying a binary search in the segment. In this process, accessing anchor keys does not incur any I/O since they are stored in the REMIX. A binary search in the target segment reads at most $\log_2 D$ keys to find the merge point. All the run selectors and cursor offsets for the existing tables can be derived from the existing REMIX without any I/O. To create anchor keys for the new segments, we need to access at most one key per segment on the new sorted view.

The read I/O of rebuilding a REMIX is bounded by the size of all the tables in a partition. The rebuilding process incurs read I/O to the existing tables in exchange for minimized WA and improved future read performance. Whether rebuilding a REMIX is cost effective depends on how much write I/O one wants to save and how much future read performance one wants to improve. In practice, writes in SSDs are usually slower than reads and can cause permanent damage to the devices [5, 27, 28, 45]. As a result, reads are more economical than writes, especially for systems having spare I/O bandwidth. In systems that expect intensive

writes with weak spatial locality, adopting a multi-level tiered compaction strategy [40, 46] or delaying rebuilding REMIXes in individual partitions can reduce the rebuilding cost at the expense of having more levels of sorted views. Adapting REMIXes with different store layouts is beyond the scope of this paper. We empirically evaluate the rebuilding cost in RemixDB under different workloads in §5.2.

5 Evaluation

In this section, we first evaluate the REMIX performance characteristics (§5.1), and then benchmark RemixDB with a set of micro-benchmarks and Yahoo’s YCSB benchmark tool that emulates real-world workloads [13] (§5.2).

The evaluation system runs 64-bit Linux (v5.8.7) on two Intel Xeon Silver 4210 CPUs and 64 GB of DRAM. The experiments run on an Ext4 file system on a 960 GB Intel 905P Optane PCIe SSD.

5.1 Performance of REMIX-indexed Tables

We first evaluate the REMIX performance. We implement a micro-benchmark framework that compares the performance of REMIX-indexed tables with SSTables. The SSTables use Bloom filters to accelerate point queries and employ merging iterators to perform range queries.

Experimental Setup In each experiment, we first create a set of H table files ($1 \leq H \leq 16$), which resemble a partition in a RemixDB or a level in an LSM-tree using tiered compaction. Each table file contains 64 MB of KV-pairs, where the key and value sizes are 16 B and 100 B, respectively. When $H \geq 2$, the KV-pairs can be assigned to the tables using two different patterns:

- **Weak locality:** each key is assigned to a randomly selected table, which provides weak access locality since logically consecutive keys often reside in different tables.
- **Strong locality:** every 64 logically consecutive keys are assigned to a randomly selected table, which provides strong access locality since a range query can retrieve a number of consecutive keys from few tables.

Each SSTable contains Bloom filters of 10 bits/key. A 64 MB user-space block cache² is used for accessing the files.

We measure the single-threaded throughput of three range and point query operations, namely Seek, Seek+Next50, and Get, using different sets of tables created with the above configurations. A Seek+Next50 operation performs a seek and retrieves the next 50 KV-pairs. In these experiments, the seek keys are randomly selected following a uniform distribution. For REMIX, we set the segment size to 32 ($D = 32$), and measure the throughput with its in-segment binary search turned on and off, denoted by *full* and *partial* binary search,

respectively (see §3.2). For point queries (Get), we measure the throughput of SSTables with Bloom filters turned on and off. We run each experiment until the throughput reading is stable. Figures 11 and 12 show the throughput results for tables with weak and strong access locality, respectively.

Seek on Tables of Weak Locality Figure 11a shows the throughput of seek operations using a REMIX and a merging iterator. We observe that the throughput with the merging iterator is roughly 20% higher than that of a REMIX with full binary search when there is only one table file. In this scenario, both the mechanisms perform the same number of key comparisons during the binary search. However, when searching in a segment, the REMIX needs to count the number of occurrences on the fly and move the iterator from the beginning of the segment to reach a key for comparison, which is more expensive than a regular iterator.

The throughput of a merging iterator quickly drops as the number of table files increases. Specifically, the throughput of two tables is 50% lower than that of one table; a seek on eight tables is more than $11\times$ slower than a seek on one table. The seek time of a merging iterator is approximately proportional to the number of table files. This is because the merging iterator requires a full binary search on every table file. The REMIX’s throughput also decreases with more tables files. The slowdown is mainly due to the growing dataset that requires more key comparisons and memory accesses during a search. However, the REMIX with full binary search achieves increasingly high speedups compared with the merging iterator. Specifically, The speedups are $5.1\times$ and $9.3\times$ with 8 and 16 table files, respectively.

The REMIX throughput decreases by 20% to 33% when the in-segment binary search is turned off (with partial binary search). In this scenario, a seek has to linearly scan the target segment to find the target key. With $D = 32$, the average number of key comparisons in a target segment is $5 (\log_2 D)$ with full binary search and $16 (D/2)$ with partial binary search. However, the search cost is still substantially lower than that of a merging iterator. The REMIX with partial binary search outperforms the merging iterator by $3.5\times$ and $6.1\times$, with 8 and 16 table files, respectively.

Seek+Next50 Figure 11b shows the throughput of range queries that seek and copy 50 KV-pairs to a user-provided buffer. The overall throughput results are much lower than that in the Seek experiments because the data copying is expensive. However, the REMIX still outperforms the merging iterator when there are two or more tables. The speedup is $1.4\times$, $2.3\times$, and $3.1\times$ with 2, 8, and 16 table files, respectively. The suboptimal scan performance of the merging iterator is due to the expensive next operation that requires multiple key comparisons to find the next key on the sorted view. For each KV-pair copied to the buffer, multiple KV-pairs must be read and compared to find the global minimum. In contrast, a REMIX does not require any key comparisons in a next operation.

²LevelDB’s LRUcache implementation in `util/cache.cc`.

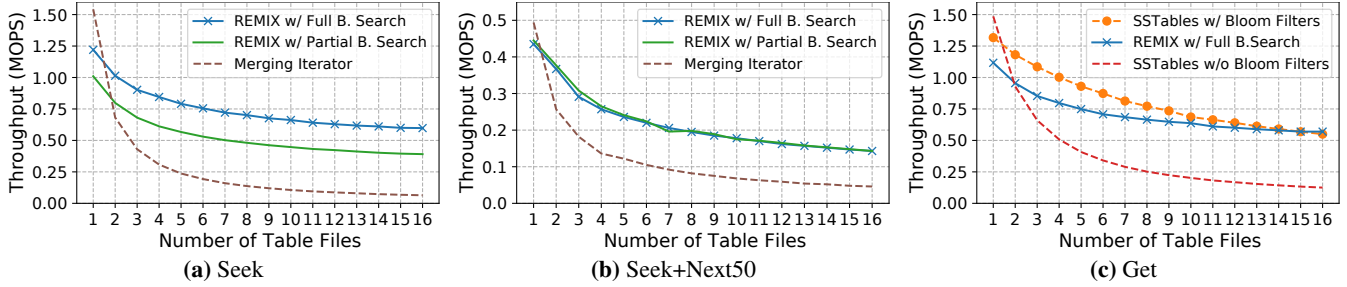


Figure 11: Point and range query performance on tables where keys are randomly assigned (weak locality)

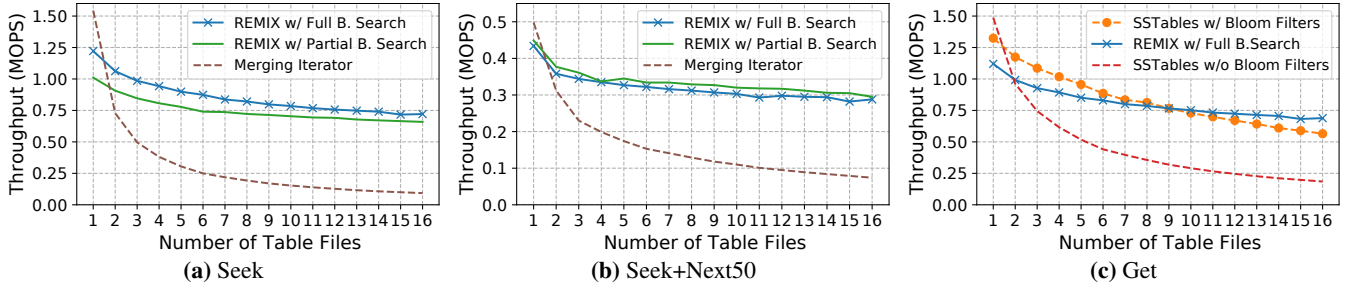


Figure 12: Point and range query performance on tables where every 64 keys are assigned to a table (strong locality)

In contrast to the substantial performance gap between the two REMIX curves in Figure 11a, the two curves in Figure 11b are very close to each other. This phenomenon is the result of two effects: (1) the next operations dominate the execution time and (2) the linear scanning of a seek operation in a segment warms up the block cache, which makes the future next operations faster.

Point Query Figure 11c shows the results of the point query experiments. The REMIX’s curve is slightly lower than its counterpart in Figure 11a because a get operation needs to copy the KV-pair after a seek using the REMIX. Searching on SSTables with Bloom filters outperforms searching on REMIX-indexed table files when there are fewer than 14 tables. The reasons for the differences are two-fold. First, a search can be effectively narrowed down to one table file at a small cost of checking the Bloom filters. Second, searching in an SSTable is faster than on a REMIX managing many more keys. In the worst case, the REMIX’s throughput is 20% lower than that of Bloom filters (with 3 tables). Unsurprisingly, the searches with more than two SSTables are much slower without Bloom filters.

Performance with Tables of Strong Locality Figure 12 shows the range and point query performance on tables with strong access locality. The results in Figures 12a and 12b follow a similar trend of their counterparts in Figure 11. In general, the improved locality allows for faster binary searches since in this scenario the last few key comparisons can often use keys in the same data block. However, the throughput of the merging iterator remains low because of the intensive key comparisons that dominate the search time. The REMIX with partial binary search improves more than that with full binary search. This is because improved locality reduces the penalty

on the scanning in a target segment, where fewer cache misses are incurred in each seek operation.

The REMIX point query performance also improves due to the strong locality that speeds up the underlying seek operations, as shown in Figure 12c. Meanwhile, the results of Bloom filters stay unchanged because the search cost is mainly determined by the false-positive rate and the search cost on individual tables. As a result, REMIXes are able to outperform Bloom filters when there are more than 9 tables.

Segment Size (D) We further evaluate REMIX range query performance using different segment sizes ($D \in \{16, 32, 64\}$) on eight table files. The other configuration parameters are the same as in the previous experiments. Figure 13 shows the performance results. The throughput of seek-only operations exhibits the largest variations with different D s when the in-segment binary search is turned off. This is because the linear scanning in a segment adds a significant cost with a large D . On the other hand, the differences become much smaller with full binary search. In the meantime, a larger segment size still leads to higher overhead because of the slower random access speed within a segment. In the Seek+Next50 experiments, the data copying dominates the execution time and there are no significant differences when using different D s.

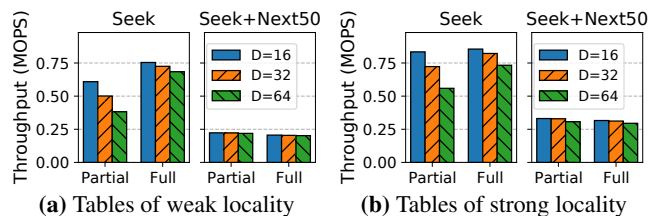


Figure 13: REMIX range query performance with 8 runs

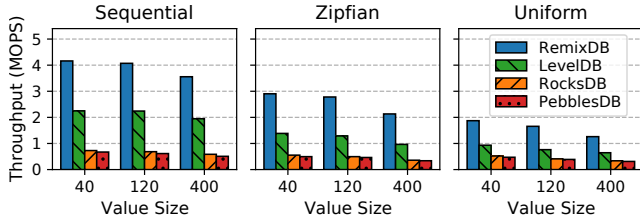


Figure 14: Range query with different value sizes

5.2 Performance of RemixDB

The following evaluates the performance of RemixDB, a REMIX-indexed KV-store based on an LSM-tree.

Experimental Setup We compare RemixDB with state-of-the-art LSM-tree based KV-stores, including Google’s LevelDB [26], Facebook’s RocksDB [20], and PebblesDB [40]. LevelDB and RocksDB adopt the leveled compaction strategy for balanced read and write efficiency. PebblesDB adopts the tiered compaction strategy with multiple levels for improved write efficiency at the cost of having more overlapping runs.

LevelDB (v1.22) supports only one compaction thread. For RocksDB (v6.10.2), we use the configurations suggested in its official Tuning Guide³ [21]. Specifically, RocksDB can have at most three MemTables (one more immutable MemTable than LevelDB). Both RocksDB and RemixDB are configured with four compaction threads. RemixDB, LevelDB, and RocksDB are all configured to use 64 MB table files. For PebblesDB (#703bd01 [43]), we use the default configurations in its db_bench benchmark program. For fair comparisons, we disable compression and use a 4 GB block cache in every KV-store. All the KV-stores are built with optimizations turned on (release build).

In our experiments, we choose three value sizes—40, 120, and 400 bytes. They roughly match the small (ZippyDB, UP2X, USR), medium (UDB, VAR), and large (APP, ETC, SYS) KV sizes in Facebook’s production systems [2, 8]. We use 16-byte fixed-length keys, each containing a 64-bit integer using hexadecimal encoding.

Range Query The first set of experiments focuses on how different KV sizes and access patterns affect the search efficiency of the KV-stores. In each experiment, we first sequentially load 100 million KV-pairs into a store using one of the three value sizes. After loading, we measure the throughput of seek operations using four threads with three access patterns, namely sequential, Zipfian ($\alpha = 0.99$), and uniform.

As shown in Figure 14, each set of results shows a similar trend. While RemixDB exhibits the highest throughput, LevelDB is also at least $2\times$ faster than RocksDB and PebblesDB. The sequential loading produces non-overlapping table files in every store, which suggests that a seek operation needs to access only one table file. However, a merging iterator must

³The configuration for *Total ordered database, flash storage*.

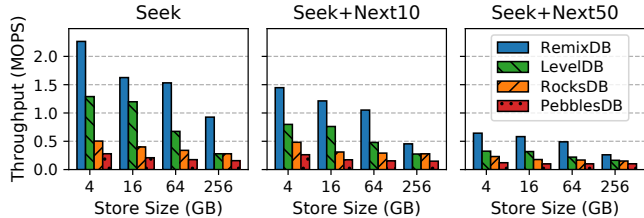


Figure 15: Range query with different store sizes

check every sorted run in the store even though they are non-overlapping, which dominates the execution time of a seek operation if the store has multiple sorted runs. Specifically, each L_0 table in LevelDB and RocksDB is an individual sorted run, but each L_i ($i > 0$) contains only one sorted run; PebblesDB allows multiple sorted runs in every level. That being said, LevelDB outperforms RocksDB by at least $2\times$ even though they both use leveled compaction. We observe that RocksDB keeps several tables (eight in total) at L_0 without moving them into a deeper level during the sequential loading. In contrast, LevelDB directly pushes a table to a deep level (L_2 or L_3) if it does not overlap with other tables, which leaves LevelDB’s L_0 always empty. Consequently, a seek operation in RocksDB needs to sort-merge at least 12 sorted runs on the fly, while that number is only 3 or 4 in LevelDB.

The seek performance is sensitive to access locality. A weaker access locality leads to increased CPU and I/O cost on the search path. In each experiment of a particular value size, the throughput with a uniform access pattern is about 50% lower than that of sequential access. Meanwhile, the performance with sequential access is less sensitive to value size because the memory copying cost is insignificant.

The second set of experiments evaluates the range-scan performance with different store sizes and query lengths. Each experiment loads a fixed-size KV dataset with 120 B value size into a store in a random order, then performs range-scans with four threads using the Zipfian access pattern. As shown in Figure 15, RemixDB outperforms the other stores in every experiment. However, the performance differences among the stores become smaller with longer scans. The reason is that a long range-scan exhibits sequential access pattern on each sorted run, where more data have been prefetched during the scan. In the meantime, the memory-copying adds a constant overhead to every store.

As the store size increases to 256 GB, the throughput of LevelDB quickly drops to the same level as RocksDB. Since the stores in the experiments are configured with a 4 GB block cache, the cache misses lead to intensive I/Os that dominate the query time. While RocksDB exhibits high computation cost for having too many L_0 tables with a small store size, the cost is overshadowed by the excessive I/Os in large stores. Meanwhile, RemixDB maintains the best access locality because it incurs a minimal amount of random accesses and cache misses by searching on a REMIX-indexed sorted run.

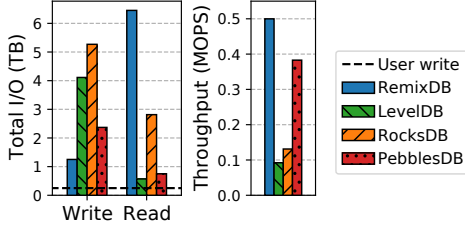


Figure 16: Loading a 256 GB dataset in random order

Write We first evaluate the write performance of each store by inserting a 256 GB KV dataset to an empty store in a random order using one thread. The dataset has 2 billion KV-pairs, and the value size is 120 B. The workload has a uniform access pattern, representing the worst-case scenario of the stores. We measure the throughput and the total I/O on the SSD.

As shown in Figure 16, Both RemixDB and PebblesDB show relatively high throughput because they employ the write-efficient tiered compaction strategy. Their total write I/O on the SSD are 1.25 TB and 2.37 TB, corresponding to WA ratios of 4.88 and 9.26, respectively. LevelDB and RocksDB adopt the leveled compaction strategy, which leads to high WA ratios of 16.1 and 25.6, respectively. RocksDB and RemixDB have much more read I/O than LevelDB and PebblesDB. RocksDB employs four compaction threads to exploit the SSD’s I/O bandwidth, resulting in more read I/O than LevelDB due to less efficient block and page cache usage. LevelDB only supports one compaction thread, and it shows a much lower throughput than RocksDB. Although RemixDB has more read I/O than RocksDB, the total I/O of RemixDB is less than that of RocksDB. All told, RemixDB achieves low WA and high write throughput at the cost of increased read I/O.

We further evaluate the write performance of RemixDB under workloads with varying spatial locality. We use three access patterns, namely sequential, Zipfian ($\alpha = 0.99$), and Zipfian-Composite [24]. The Zipfian-Composite distribution represents an agglomerate of attributes in real-world stores [1, 6, 8]. With Zipfian-Composite, the prefix of a key (the first 12 bytes) is drawn from the Zipfian distribution, and the remainder of the key is drawn uniformly at random. For each access pattern, the experiment starts with a 256 GB store constructed as in the random write experiment then performs 2 billion updates (with 128 B values) to the store using the respective access pattern. We measure the throughput and the total I/O during the update phase.

As Figure 17 shows, the sequential workload exhibits the highest throughput because each round of the compaction only affects a few consecutive partitions in the store. The write I/O mainly includes logging and creating new table files, which is about $2\times$ of the user writes. The read I/O for rebuilding REMIXes is about the same as the existing data (256 GB). Comparatively, with the two skewed workloads, the repeated overwrites in the MemTable lead to substantially

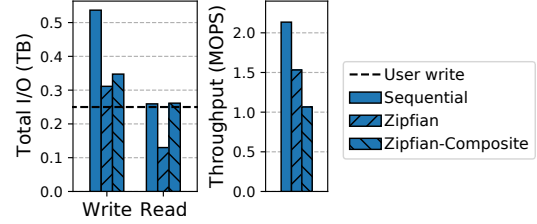


Figure 17: Sequential and skewed write with RemixDB

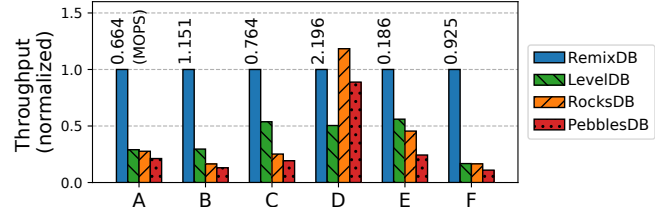


Figure 18: YCSB benchmark results

reduced write I/O. However, the skewed workloads create scattered updates in the key space. This causes slower updates in the MemTable and more partitions being compacted. The Zipfian-Composite workload has weaker spatial locality than Zipfian, resulting in higher compaction I/O cost.

The YCSB Benchmark The Yahoo Cloud Serving Benchmark (YCSB) [13] is commonly used for evaluating KV-store performance under realistic workloads. We use the 256 GB stores constructed in the random-write experiments and run the YCSB workloads from A to F with four threads. The details of the workloads are described in Table 2. In workload E, a *Scan* operation performs a seek and retrieves the next 50 KV-pairs. As shown in Figure 18, RemixDB outperforms the other stores except in workload D, where the read requests (95%) query the most recent updates produced by the insertions (5%). This access pattern exhibits strong locality, and most of the requests are directly served from the MemTable(s) in every store. Meanwhile, LevelDB’s performance (1.1 MOPS) is hindered by slow insertions caused by the single-threaded compaction.

Even though REMIXes do not show an advantage over Bloom filters in the micro-benchmarks (see Figure 11c), RemixDB outperforms the other stores in workloads B and C, where point query is the dominant operation. The reason is that a point query in the multi-level LSM-tree has a high cost selecting candidate tables on the search path. Specifically, for each L_0 table, about two key comparisons are used to check if the seek key is covered by the table. If the key is not found at L_0 , a binary search is used to select a table at each deeper level L_i ($i \geq 1$) until the key is found. Furthermore, a Bloom filter’s size is about 600 KB for a 64 MB table in this setup. Accessing a Bloom filter performs up to seven random memory accesses, which leads to excessive cache misses in a large store [22]. The REMIX-indexed partitions in RemixDB form a globally sorted view, on which a point query can be quickly answered with a binary search.

Table 2: YCSB Workloads

Workload	A	B	C	D	E	F
Operations	R: 50% U: 50%	R: 95% U: 5%	R: 100%	R: 95% I: 5%	S: 95% I: 5%	R: 50% M: 50%
Req. Dist.	Zipfian			Latest	Zipfian	

R: Read, U: Update, I: Insert, S: Scan, M: Read-Modify-Write.

6 Related Work

Improving Search with Filters Bloom filters [4] have been indispensable for LSM-tree based KV-stores in reducing the computation and I/O costs of point queries on a multi-leveled store layout [15]. However, range queries cannot be handled by Bloom filters because the search targets are implicitly specified by range boundaries. Prefix Bloom filters [19] can accelerate range queries [20, 26], but they can only handle closed-range queries on common-prefix keys (with an upper bound). Succinct Range Filter (SuRF) [49] supports both open-range and closed-range queries. The effectiveness of using SuRFs is highly dependent on the distribution of keys and query patterns. Rosetta [37] uses multiple layers of Bloom filters to achieve lower false positive rates than SuRFs. However, it does not support open-range queries and has prohibitively high CPU and memory costs with large range queries. A fundamental limitation of the filtering approach is that it cannot reduce search cost on tables whose filters produce positive results. When the keys in the target range are in most of the overlapping tables, range filters do not speed up queries but cost more CPU cycles in the search path. In contrast, REMIXes directly attack the problem of having excessive table accesses and key comparisons when using merging iterators in range queries. By searching on a globally sorted view, REMIXes improve range query performance with low computation and I/O cost.

Improving Search with Efficient Indexing KV-stores based on B-trees or B+-trees [11, 39] achieve optimal search efficiency by maintaining a globally sorted view of all the KV data. These systems require in-place updates on the disk, which lead to high WA and low write throughput. KVell [35] achieves very fast reads and writes by employing a volatile full index to manage unordered KV data on the disk. However, the performance benefits come at a cost, including high memory demand and slow recovery. Similarly, SLM-DB [31] stores a B+-tree [29] in non-volatile memory (NVM) to index KV data on the disk. This approach does not have the above limitations, but it requires special hardware support and increased software complexity. These limitations are also found in NVM-enabled LSM-trees [32, 48]. Wiskey [36] stores long values in a separate log to reduce index size for search efficiency. However, the approach requires an extra layer of indirection and does not improve performance with small KV-pairs that are commonly seen in real-world workloads [8, 47]. Bourbon [14] trains learned models to accelerate searches on SSTables but does not support string

keys. REMIXes are not subject to these limitations. They accelerate range queries in write-optimized LSM-tree based KV stores by creating a space-efficient persistent sorted view of the KV data.

Read and Write Trade-offs Dostoevsky and Wacky [16, 17] navigate LSM-tree based KV-store designs with different merging policies to achieve the optimal trade-off between reads and writes. Tiered compaction has been widely adopted for minimizing WA in LSM-tree based KV-stores [34, 40, 42]. Other write-optimized indexes, such as Fractal trees and B^ε-trees, are also employed in KV-store designs [12, 44]. The improvements on write performance often come with mediocre read performance in practice, especially for range queries [24]. REMIXes address the issue of slow reads in tiered compaction. They achieve fast range query and low WA simultaneously.

7 Conclusion

We introduce the REMIX, a compact multi-table index data structure for fast range queries in LSM-trees. The core idea is to record a globally sorted view of multiple table files for efficient search and scan. Based on REMIXes, RemixDB effectively improves range query performance while preserving low write amplification using tiered compaction.

Acknowledgements

We are grateful to our shepherd William Jannen, the anonymous reviewers, Xingsheng Zhao, and Chun Zhao, for their valuable feedback. This work was supported in part by the UIC startup funding and US National Science Foundation under Grant CCF-1815303.

References

- [1] Timothy G. Armstrong, Vamsi Ponnkanti, Dhruva Borthakur, and Mark Callaghan. “LinkBench: a database benchmark based on the Facebook social graph”. In: *Proceedings of the ACM SIGMOD International Conference on Management of Data (SIGMOD’13)*. 2013, pp. 1185–1196.
- [2] Berk Atikoglu, Yuehai Xu, Eitan Frachtenberg, Song Jiang, and Mike Paleczny. “Workload analysis of a large-scale key-value store”. In: *ACM SIGMETRICS/PERFORMANCE Joint International Conference on Measurement and Modeling of Computer Systems (SIGMETRICS’12)*. 2012, pp. 53–64.

- [3] Oana Balmau, Rachid Guerraoui, Vasileios Trigonakis, and Igor Zablotchi. “FloDB: Unlocking Memory in Persistent Key-Value Stores”. In: *Proceedings of the Twelfth European Conference on Computer Systems (EuroSys’17)*. 2017, pp. 80–94.
- [4] Burton H. Bloom. “Space/Time Trade-offs in Hash Coding with Allowable Errors”. In: *Commun. ACM* 13.7 (1970), pp. 422–426.
- [5] Simona Boboila and Peter Desnoyers. “Write Endurance in Flash Drives: Measurements and Analysis”. In: *8th USENIX Conference on File and Storage Technologies (FAST’10)*. 2010, pp. 115–128.
- [6] Dhruba Borthakur et al. “Apache hadoop goes realtime at Facebook”. In: *Proceedings of the ACM SIGMOD International Conference on Management of Data (SIGMOD’11)*. 2011, pp. 1071–1080.
- [7] Lucas Braun et al. “Analytics in Motion: High Performance Event-Processing AND Real-Time Analytics in the Same Database”. In: *Proceedings of the 2015 ACM SIGMOD International Conference on Management of Data (SIGMOD’15)*. 2015, pp. 251–264.
- [8] Zhichao Cao, Siying Dong, Sagar Vemuri, and David H. C. Du. “Characterizing, Modeling, and Benchmarking RocksDB Key-Value Workloads at Facebook”. In: *18th USENIX Conference on File and Storage Technologies, (FAST’20)*. 2020, pp. 209–223.
- [9] Fay Chang et al. “Bigtable: A distributed storage system for structured data”. In: *ACM Transactions on Computer Systems (TOCS)* 26.2 (2008), pp. 1–26.
- [10] Guoqiang Jerry Chen et al. “Realtime Data Processing at Facebook”. In: *Proceedings of the 2016 International Conference on Management of Data, (SIGMOD’16)*. 2016, pp. 1087–1098.
- [11] Howard Chu. *LMDB: Lightning Memory-Mapped Database Manager*. URL: <http://www.lmdb.tech/doc/> (visited on 09/01/2020).
- [12] Alexander Conway et al. “SplinterDB: Closing the Bandwidth Gap for NVMe Key-Value Stores”. In: *2020 USENIX Annual Technical Conference (USENIX ATC 2020)*. 2020, pp. 49–63.
- [13] Brian F. Cooper, Adam Silberstein, Erwin Tam, Raghu Ramakrishnan, and Russell Sears. “Benchmarking Cloud Serving Systems with YCSB”. In: *Proceedings of the 1st ACM Symposium on Cloud Computing (SoCC’10)*. 2010, pp. 143–154.
- [14] Yifan Dai et al. “From WiscKey to Bourbon: A Learned Index for Log-Structured Merge Trees”. In: *14th USENIX Symposium on Operating Systems Design and Implementation (OSDI’20)*. 2020, pp. 155–171.
- [15] Niv Dayan, Manos Athanassoulis, and Stratos Idreos. “Monkey: Optimal Navigable Key-Value Store”. In: *Proceedings of the 2017 ACM International Conference on Management of Data (SIGMOD’17)*. 2017, pp. 79–94.
- [16] Niv Dayan and Stratos Idreos. “Dostoevsky: Better Space-Time Trade-Offs for LSM-Tree Based Key-Value Stores via Adaptive Removal of Superfluous Merging”. In: *Proceedings of the 2018 International Conference on Management of Data (SIGMOD’18)*. 2018, pp. 505–520.
- [17] Niv Dayan and Stratos Idreos. “The Log-Structured Merge-Bush & the Wacky Continuum”. In: *Proceedings of the 2019 International Conference on Management of Data (SIGMOD’19)*. 2019, pp. 449–466.
- [18] Giuseppe DeCandia et al. “Dynamo: amazon’s highly available key-value store”. In: *Proceedings of the 21st ACM Symposium on Operating Systems Principles (SOSP’07)*. 2007, pp. 205–220.
- [19] Sarang Dharmapurikar, Praveen Krishnamurthy, and David E. Taylor. “Longest prefix matching using bloom filters”. In: *Proceedings of the ACM SIGCOMM 2003 Conference on Applications, Technologies, Architectures, and Protocols for Computer Communication (SIGCOMM’03)*. 2003, pp. 201–212.
- [20] Facebook. *RocksDB*. URL: <https://github.com/facebook/rocksdb> (visited on 06/11/2020).
- [21] Facebook. *RocksDB Tuning Guide*. URL: <https://github.com/facebook/rocksdb/wiki/RocksDB-Tuning-Guide> (visited on 07/12/2020).
- [22] Bin Fan, Dave G. Andersen, Michael Kaminsky, and Michael D. Mitzenmacher. “Cuckoo Filter: Practically Better Than Bloom”. In: *Proceedings of the 10th ACM International on Conference on Emerging Networking Experiments and Technologies (CoNEXT’14)*. 2014, pp. 75–88.
- [23] G. E. Forsythe. “Algorithms”. In: *Commun. ACM* 7.6 (1964), pp. 347–349.
- [24] Eran Gilad et al. “EvenDB: optimizing key-value storage for spatial locality”. In: *Proceedings of the Fifteenth EuroSys Conference 2020 (EuroSys’20)*. 2020, 27:1–27:16.
- [25] Anil K. Goel et al. “Towards Scalable Real-Time Analytics: An Architecture for Scale-out of OLxP Workloads”. In: *Proc. VLDB Endow.* 8.12 (2015), pp. 1716–1727.
- [26] Google. *LevelDB*. URL: <https://github.com/google/leveldb> (visited on 05/03/2019).

- [27] Laura M. Grupp et al. “Characterizing flash memory: anomalies, observations, and applications”. In: *42st Annual IEEE/ACM International Symposium on Microarchitecture (MICRO 42)*. 2009, pp. 24–33.
- [28] Jun He, Sudarsun Kannan, Andrea C. Arpaci-Dusseau, and Remzi H. Arpaci-Dusseau. “The Unwritten Contract of Solid State Drives”. In: *Proceedings of the Twelfth European Conference on Computer Systems (EuroSys’17)*. 2017, pp. 127–144.
- [29] Deukyeon Hwang, Wook-Hee Kim, Youjip Won, and Beomseok Nam. “Endurable Transient Inconsistency in Byte-Addressable Persistent B+-Tree”. In: *Proceedings of the 16th USENIX Conference on File and Storage Technologies (FAST’18)*. 2018, pp. 187–200.
- [30] Frank K. Hwang and Shen Lin. “A simple algorithm for merging two disjoint linearly ordered sets”. In: *SIAM Journal on Computing* 1.1 (1972), pp. 31–39.
- [31] Olzhas Kaiyrakhmet, Songyi Lee, Beomseok Nam, Sam H. Noh, and Young-ri Choi. “SLM-DB: Single-Level Key-Value Store with Persistent Memory”. In: *17th USENIX Conference on File and Storage Technologies (FAST’19)*. 2019, pp. 191–205.
- [32] Sudarsun Kannan, Nitish Bhat, Ada Gavrilovska, Andrea C. Arpaci-Dusseau, and Remzi H. Arpaci-Dusseau. “Redesigning LSMs for Nonvolatile Memory with NoveLSM”. In: *2018 USENIX Annual Technical Conference (USENIX ATC 2018)*. 2018, pp. 993–1005.
- [33] Donald Ervin Knuth. *The Art of Computer Programming, Volume 3: (2nd Ed.) Sorting and Searching*. Addison-Wesley, 1998.
- [34] Avinash Lakshman and Prashant Malik. “Cassandra: a decentralized structured storage system”. In: *Operating Systems Review* 44.2 (2010), pp. 35–40.
- [35] Baptiste Lepers, Oana Balmau, Karan Gupta, and Willy Zwaenepoel. “KVell: the design and implementation of a fast persistent key-value store”. In: *Proceedings of the 27th ACM Symposium on Operating Systems Principles (SOSP’19)*. 2019, pp. 447–461.
- [36] Lanyue Lu, Thanumalayan Sankaranarayanan Pillai, Andrea C. Arpaci-Dusseau, and Remzi H. Arpaci-Dusseau. “WiscKey: Separating Keys from Values in SSD-conscious Storage”. In: *14th USENIX Conference on File and Storage Technologies (FAST’16)*. 2016, pp. 133–148.
- [37] Siquang Luo et al. “Rosetta: A Robust Space-Time Optimized Range Filter for Key-Value Stores”. In: *Proceedings of the 2020 ACM SIGMOD International Conference on Management of Data (SIGMOD’20)*. 2020, pp. 2071–2086.
- [38] Patrick E. O’Neil, Edward Cheng, Dieter Gawlick, and Elizabeth J. O’Neil. “The Log-Structured Merge-Tree (LSM-Tree)”. In: *Acta Informatica* 33.4 (1996), pp. 351–385.
- [39] Michael A. Olson, Keith Bostic, and Margo I. Seltzer. “Berkeley DB”. In: *Proceedings of the FREENIX Track: 1999 USENIX Annual Technical Conference*. 1999, pp. 183–191.
- [40] Pandian Raju, Rohan Kadekodi, Vijay Chidambaram, and Ittai Abraham. “PebblesDB: Building Key-Value Stores using Fragmented Log-Structured Merge Trees”. In: *Proceedings of the 26th Symposium on Operating Systems Principles (SOSP’17)*. 2017, pp. 497–514.
- [41] Pandian Raju et al. “mLSM: Making Authenticated Storage Faster in Ethereum”. In: *10th USENIX Workshop on Hot Topics in Storage and File Systems (HotStorage’18)*. 2018.
- [42] ScyllaDB. *ScyllaDB*. URL: <https://github.com/scylladb/scylla> (visited on 09/01/2020).
- [43] UT Systems and Storage Lab. *PebblesDB*. URL: <https://github.com/utsaslab/pebblesdb> (visited on 08/03/2019).
- [44] Tokutek Inc. *TokuDB*. URL: <http://www.tokutek.com> (visited on 09/01/2020).
- [45] Kan Wu, Andrea Arpaci-Dusseau, and Remzi Arpaci-Dusseau. “Towards an Unwritten Contract of Intel Optane SSD”. In: *11th USENIX Workshop on Hot Topics in Storage and File Systems (HotStorage’19)*. 2019.
- [46] Xingbo Wu, Yuehai Xu, Zili Shao, and Song Jiang. “LSM-trie: An LSM-tree-based Ultra-Large Key-Value Store for Small Data”. In: *2015 USENIX Annual Technical Conference (USENIX ATC 2015)*. 2015, pp. 71–82.
- [47] Juncheng Yang, Yao Yue, and K. V. Rashmi. “A large scale analysis of hundreds of in-memory cache clusters at Twitter”. In: *14th USENIX Symposium on Operating Systems Design and Implementation (OSDI’20)*. 2020, pp. 191–208.
- [48] Ting Yao et al. “MatrixKV: Reducing Write Stalls and Write Amplification in LSM-tree Based KV Stores with Matrix Container in NVM”. In: *2020 USENIX Annual Technical Conference (USENIX ATC 2020)*. 2020, pp. 17–31.
- [49] Huanchen Zhang et al. “SuRF: Practical Range Query Filtering with Fast Succinct Tries”. In: *Proceedings of the 2018 International Conference on Management of Data, (SIGMOD’18)*. 2018, pp. 323–336.