

SHORT VIDEO-BASED ADVERTISEMENTS EVALUATION SYSTEM: SELF-ORGANIZING LEARNING APPROACH

Yunjie Zhang^{1,2*}, Fei Tao¹, Xudong Liu³, Runze Su^{1,4}, Xiaorong Mei³,
Weicong Ding¹, Zhichen Zhao⁵, Lei Yuan¹, Ji Liu^{1,5}

¹Seattle AI Lab, Kuaishou Technology

²Department of ECE, University of Texas at Dallas

³Ads Platform, Kuaishou Technology

⁴Department of Statistics and Probability, Michigan State University

⁵AI platform, Kuaishou Technology

ABSTRACT

With the rising of short video apps, such as TikTok, Snapchat and Kwai, advertisement in short-term user-generated videos (UGVs) has become a trending form of advertising. Prediction of user behavior without specific user profile is required by advertisers, as they expect to acquire advertisement performance in advance in the scenario of cold start. Current recommender system do not take raw videos as input; additionally, most previous work of Multi-Modal Machine Learning may not deal with unconstrained videos like UGVs. In this paper, we proposed a novel end-to-end self-organizing framework for user behavior prediction. Our model is able to learn the optimal topology of neural network architecture, as well as optimal weights, through training data. We evaluate our proposed method on our in-house dataset. The experimental results reveal that our model achieves the best performance in all our experiments.

Index Terms— CTR prediction, 3-second play rate, user generated videos, multi-modal signal processing, deep learning

1. INTRODUCTION

As *daily active users* (DAU) of video sharing apps, e.g, Youtube, Snapchat and Kwai, have rocketed in recent years, advertisers take advantage of this trend to promote their products or services through *user-generated videos* (UGV)-based advertisements. Generally, user behavior-related metrics, e.g., *click-through rate* (CTR)¹, 3-second play rate², are employed to assess advertisement quality and performance. These two metrics can be calculated as follows: $CTR = num-$

$ber\ of\ clicks^3 \div impressions^4$; and $3-second\ play\ rate = number\ of\ plays\ (more\ than\ 3s) \div impressions$. Recent researches [1, 2] on recommender system require user profiles, which are extracted from user browsing history and user basic information, as essential model input to make precise prediction on video CTR within each user account. However, in some application scenarios, such as cold start and automatic generation of advertisements, where user-related information cannot be obtained, advertisement publishers have to rely on video content to estimate advertisement performance. Accordingly, methods for making precise prediction on UGV-based advertisement performance without user profile are of great value. *Multi-Modal Machine Learning* (MMML), which exploits signals of different modalities jointly, is able to help in mentioned video-related tasks.

Application of MMML tasks has been widely studied, including emotion recognition [3, 4], object localization [5, 6], speech recognition [7, 8, 9], speech separation [10], voice activity detection [11, 12] and etc. We notice that multi-modal fusion strategy plays a decisive role in multi-modal tasks. Previous works have proposed sophisticated fusion methods and achieved remarkable success. However, in our case, previous solutions have two limitations: 1) they mainly focus on signal perception-related tasks, rather than user behaviors; 2) it is unclear how modalities interact with each other. For example, in ASR task [7], visual content is taken as auxiliary information for audio content and therefore, audio modality is taken as query information in attention model. However, in our case, we have no prior knowledge about the relationship between input modalities and use behaviors. These shortages may lead to difficulties of applying existing methods in computational advertising.

Our study focus on building an end-to-end system for predicting CTR and 3-second play rate of UGV-based advertise-

*This work was done while the author was an intern at Kwai Y-tech lab.

¹CTR describes how many users become interested in product based on video content.

²3-second play rate describes how much the users are attracted by the content of the beginning three seconds.

³The event that a user click the link that comes with advertisement.

⁴Impression here refers to the count of the event that a video is fetched from dataset and recommended to users.

ments. The contribution of our work can be summarized as follows: 1) To the best of our knowledge, our proposed system is the first work of predicting CTR and 3-second play rate directly from video content (combining audio and visual modalities), which is equivalent to predicting user behavior directly from raw signals. 2) We propose a self-organizing system that is able to learn the optimal topology of neural network architecture. More specifically, it is a data-driven framework which can adjust information flow by changing model architecture.

We evaluated our proposed method on a video dataset which consists of 9841 advertisements videos collected from Kwai, a trending short video app worldwide. All videos are uploaded by advertisers and contain unconstrained information. The experimental results of CTR and 3-second play rate prediction reveal that the proposed method outperforms all models for comparison.

2. RELATED WORK

To build the first framework for predicting user behavior from videos, we borrowed ideas from recommender system and MMML studies. Recommender system relied on designated data pre-processing to collect descriptive features. Google’s Wide-&-Deep model [13], which has been widely deployed in industry, combined these features at different levels within one neural network. Recently proposed AutoCTR framework [14] explored the optimal model structure in a data-driven way. These ideas inspired us to design a model that is able to process features collected from different levels. However, AutoCTR and Wide-&-Deep model may not be applicable in our task, as they could not handle raw signal inputs. *Densenet* [15] essentially had similar strategy to Wide-&-Deep model that it used cross-layer connection in image classification task. It merged information from different levels in *dense block*, where one layer was directly connected to all its subsequent layers.

In MMML research, one straight-forward fusion method was to combine weighted prediction results across all modalities, where the weight of each modality was determined by its own performance on validation set. This method may fail in handling UGVs, whose modalities had different significance across UGV topics. Another widely applied fusion method was to concatenate the features extracted from different modalities into a joint representation [16, 8, 10] and then the concatenated feature vectors could be processed by a classification/regression model. Such simple method has shown its effectiveness in many video-related tasks introduced in previous section. However, merging features into one vector did not provide enough flexibility in dealing with unconstrained videos. In many other works, attention model [17] has been considered [18] to assign weights dynamically, where the strategy could be learned through end-to-end training. Also signal from one modality could be utilized as auxiliary information on other modalities [9, 19]. These

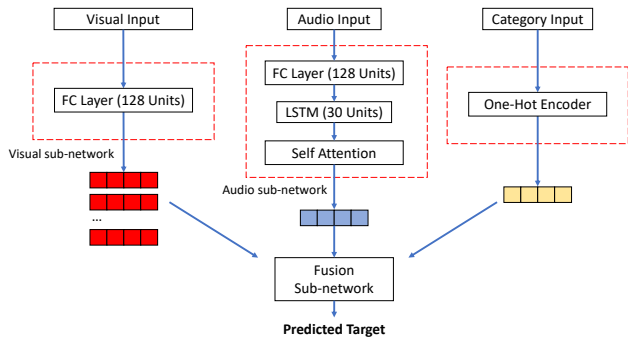


Fig. 1. Overview of the proposed framework.

methods made prior assumptions on relationship among all available modalities and set constrains on the architectures of fusion models, which was not the case in our study. To tackle the shortages mentioned above, we develop a self-organizing framework, which is able to explore the optimal topology of neural network architecture through training data. Our proposed method bridges these two research domains so that it is able to make prediction on user behavior with original video input.

3. DATASET

In our study, we use our in-house dataset, containing advertisement play history within one week. The advertisements have been grouped into 19 pre-defined categories by advertisers. This video setting is same as KWAI-AD [20] dataset. All audio tracks are sampled 44.1kHz sampling rate and each audio track has two channels. We mix each track into mono-channel in this study. The visual tracks have the resolution of 720×1280 , a typical vertical setup for mobile devices. All advertisements have the same *frame per second* (FPS) of 25. Also, we summarize one-week performance for each advertisement, including impression, CTR and 3-second play rate.

However, CTR and 3-second play rate are lack of statistical significance without enough impressions. Therefore, based on our experience, we set 70,000 as impression threshold, under which advertisement samples have been discarded. After this step of filtering, a total of 9841 advertisements are collected. The total length of these advertisements is about 82 hours.

4. PROPOSED APPROACHES

The overview architecture of our system is shown in Figure 1. It consists of two parts: single modality sub-networks (visual and audio) and fusion sub-network. In this study, we train all these sub-networks jointly.

4.1. Feature extraction

In our study, CTR is related to the entire video, while 3-second play rate only corresponds to the content in the beginning three seconds (based on the definition introduced in

Section 1). Therefore, we prepare the feature extraction separately for these two tasks. For CTR prediction, we utilize our in-house key-frame extractor to extract 8 visual frames from each video and keep entire audio track. For 3-second play rate prediction, we extract 3 visual frames only from the first three seconds, one frame per second and only keep audio track of the first three seconds. Extracted visual frames and audio tracks are then processed through Mobilenetv2 [21] and VGGish [22] respectively to generate visual and audio inputs. Our primary research showed that advertisement category also had impact on CTR prediction result and thus, we introduce category into our case as an extra modality. Category information (we have 19 advertisement categories) are processed by an one-hot encoder to generate category embedding.

4.2. Single Modality Sub-networks

Inputs of visual and audio modalities are processed by two sub-networks respectively. The visual sub-network has a fully-connected (FC) layer, whose parameters are shared across all frames. The output of visual sub-network is a sequence of 128-D embeddings. The audio sub-network consists of a FC layer, an uni-directional LSTM layer and a self-attention layer. The output of audio sub-network is a 128-D embeddings. Numbers of neurons in each layer are shown in Figure 1. For each video, we have several frames for visual input, while we have only one embedding for audio input and one embedding for category. Therefore, audio embedding and category embedding are repeated to match the frame count in each video. These collected embeddings are then sent to our proposed fusion model.

4.3. Fusion Sub-network

In our study, we have two fusion approaches: baseline and self-organizing. For the baseline approach, we adopt fusion model sub-network proposed in Ti-AVC network [23] (Figure 2(a)). It has two 1-D convolutional neural networks (CNN), one max-pooling layer and one FC layer to predict targets. For our proposed approach, which we name as “self-organizing” approach, we follow the following steps to learn fusion strategy from data: (1) Modify the fusion sub-network in the baseline approach. We connect input embeddings to the second CNN layer and the max-pooling layer, in addition to the first CNN layer. The output of the first CNN layer is also connected to the max-pooling layer, as shown in dashed border of Figure 2(b). It is equivalent to connecting the output of each layer to *all* of its following layers in the dashed boundary. Therefore, we name it as “all-connected” fusion sub-network. (2) Optimize all-connected fusion sub-network until there is no more improvement in performance on validation set (shown in Figure 3(a)). (3) Select the 5% of connections with the lowest absolute values (shown in Figure 3(b)). (4) Remove connections selected in step (3) and fine-tune the sub-network (shown in Figure 3(c)). (5) Repeat step (3) and step (4) until parameters number reaches

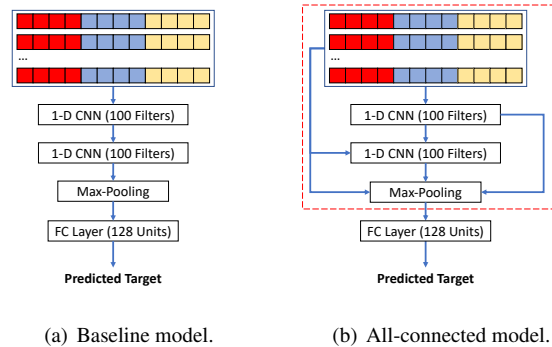


Fig. 2. All-connected model is a modified version of baseline model. In the dashed border, each layer is connected to its subsequent layers.

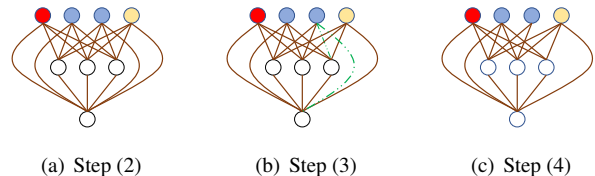


Fig. 3. Step (2), (3) and (4) of our self-learning approach. We simplify the diagrams for illustration.

a pre-defined threshold. We employ the parameter number of fusion model in baseline approach as our threshold in the experiments.

The logic behind removing connections is that connections with low absolute values indicate that they play less important role in forward propagation than others. With these connection removed, our model re-organizes information flow and learns the optimal topology. Therefore, we name our fusion model as self-organizing model. The entire procedure is data-driven and does not require manually defined rules. Our self-organizing framework is flexible and sophisticated.

5. EXPERIMENT AND ANALYSIS

5.1. Experiment Setup

We evaluated our proposed method on CTR prediction and 3-second play rate tasks. For each task, two types of experiments were conducted: regression and classification. For the classification experiment, we uniformly binned the data into five groups (every bin had same count of sample in training set), based on the distribution of data on training set (shown in Figure 4(a) and 4(b)). Here, the 1-D output layer in regression model was replaced by a 5-D softmax output layer.

Two models, which have been introduced in Section 4, were built for comparison with our proposed work. The first one was the fusion model in the baseline approach (named as “Baseline”). The other model for comparison was the fusion model in all-connected approach (named as

“All-Connected”). It should be noted that “All-Connected” model has more neuron connections than “Baseline” model with the same neuron number. To make fair comparison, we trimmed its neuron number (51% of kernels in convolutional layers and neurons in dense layer) to ensure it has same parameters number as “Baseline” model. We also made the final parameters number of our proposed approach (named as “Self-Organizing”) same as the “Baseline” model. In other words, all three models had the same number of parameters.

80% and 10% of the samples were randomly selected as our training set and validation set, while the rest were used as our testing set. We adopted *Adam* as our optimizer. 0.0001 and 8 were chosen as learning rate and batch size respectively in all experiments. In all regression experiments, *mean squared error* (MSE) and *mean absolute error* (MAE) were employed as our evaluation metrics. To fairly compare all models’ performance on different tasks, in addition to the two metrics above, we utilized ratio of MAE to Average ground truth (named as “MAR” in our study) as our main evaluation metric. *Mean absolute percentage error* (MAPE) was not used in our study, as it was more likely to be effected by outlier samples, which had low MAE but introduced extremely high MAPE. In classification experiments, the accuracy of all models were summarized.

5.2. Experiment Results and Analysis

The results of all regression experiments are listed in Table 1 and 2. In CTR regression experiment, our proposed Self-Organizing model beats Baseline model and All-Connected model by 0.9% and 6.0% respectively (absolute difference). In 3-second play rate regression experiment, our proposed Self-Organizing model outperforms Baseline model and All-Connected model by 0.5% and 0.3% respectively (absolute difference). We notice that MAE of Self-Organizing model is 2.5% lower than Baseline model and 1.8% lower than All-Connected model. As shown in Figure 4(a) and 4(b), the CTR distribution follows an heavy-tail distribution, while 3-second play rate follows a normal distribution. In both types of distribution, our proposed model achieves the best performance, indicating that it has strong flexibility and generalization ability.

Table 3 summarizes classification experiment results. In CTR classification experiment, our proposed model outperforms Baseline model and All-Connected model by 5.0% and 2.8% respectively (absolute difference). In 3-second play rate classification experiment, our proposed model outperforms Baseline model and All-Connected model by 1.4% and 1.3% respectively (absolute difference). We note that classification is a task with courser granularity compared with regression. It shows that our proposed Self-Organizing model outperforms other baseline models in all granularities.

Model	MSE	MAE	MAR
Baseline	1.87×10^{-5}	2.26×10^{-3}	35.5%
All-Connected	2.00×10^{-5}	2.58×10^{-3}	40.6%
Self-Organizing	1.77×10^{-5}	2.20×10^{-3}	34.6%

Table 1. Summary of experimental results of CTR prediction.

Model	MSE	MAE	MAR
Baseline	0.0152	0.0744	17.6%
All-Connected	0.0148	0.0738	17.4%
Self-Organizing	0.0143	0.0725	17.1%

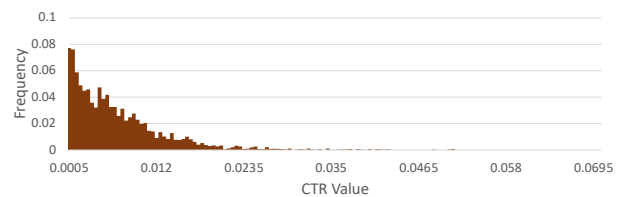
Table 2. Summary of experimental results of 3-second play rate prediction.

CTR		3-second Play Rate	
Model	Acc	Model	Acc
Baseline	61.3%	Baseline	61.4%
All-Connected	63.5%	All-Connected	61.5%
Self-Organizing	66.3%	Self-Organizing	62.8%

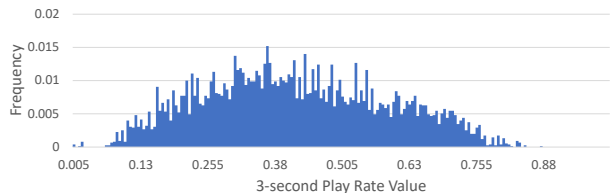
Table 3. Summary of experimental results of multi-class classification. “Acc” here refers to accuracy.

6. CONCLUSION

In this study, we propose a self-organizing approach, which can learn the optimal topology of neural network architecture in a data-driven way. Unlike previous approaches, our proposed method does not require prior knowledge or assumption about relationship among modalities. It provides more flexibility in handling tasks related to UGVs, which contain complex and complicated information. Also, our proposed



(a) CTR distribution.



(b) 3-second play rate distribution.

Fig. 4. Training data distribution in regression tasks.

method is able to predict CTR and 3-second play rate directly from video inputs. Our experimental results reveal that our proposed method successfully predict user behaviors and outperforms all other models for comparison.

References

- [1] Xun Wang, Yali Du, Leimin Zhang, Xirong Li, Miao Zhang, and Jianfeng Dong, “Exploring content-based video relevance for video click-through rate prediction,” in *Proceedings of the 27th ACM International Conference on Multimedia*, 2019, pp. 2602–2606.
- [2] Jinshan Wang, Qianfang Xu, Qiang Wang, Zhongjian Lyu, Jiabin Chen, and Wenchao Xu, “Mmctr: A multi-task model for short video ctr prediction with multimodal video content features,” in *2019 IEEE International Conference on Multimedia & Expo Workshops (ICMEW)*. IEEE, 2019, pp. 679–682.
- [3] Fei Tao, Gang Liu, and Qingen Zhao, “An ensemble framework of voice-based emotion recognition system for films and tv programs,” in *2018 IEEE International Conference on Acoustics, Speech and Signal Processing (ICASSP)*. IEEE, 2018, pp. 6209–6213.
- [4] Chuanhe Liu, Tianhao Tang, Kui Lv, and Minghao Wang, “Multi-feature based emotion recognition for video clips,” in *Proceedings of the 20th ACM International Conference on Multimodal Interaction*, 2018, pp. 630–634.
- [5] Relja Arandjelovic and Andrew Zisserman, “Objects that sound,” in *Proceedings of the European Conference on Computer Vision (ECCV)*, 2018, pp. 435–451.
- [6] Hang Zhao, Chuang Gan, Andrew Rouditchenko, Carl Vondrick, Josh McDermott, and Antonio Torralba, “The sound of pixels,” in *Proceedings of the European conference on computer vision (ECCV)*, 2018, pp. 570–586.
- [7] Fei Tao and Carlos Busso, “Aligning audiovisual features for audiovisual speech recognition,” in *IEEE International Conference on Multimedia and Expo (ICME 2018)*, San Diego, CA, USA, July 2018, pp. 1–6.
- [8] Triantafyllos Afouras, Joon Son Chung, Andrew Senior, Oriol Vinyals, and Andrew Zisserman, “Deep audiovisual speech recognition,” *IEEE transactions on pattern analysis and machine intelligence*, 2018.
- [9] Fei Tao and Carlos Busso, “Gating neural network for large vocabulary audiovisual speech recognition,” *IEEE/ACM Transactions on Audio, Speech, and Language Processing*, vol. 26, no. 7, pp. 1286–1298, July 2018.
- [10] Jian Wu, Yong Xu, Shi-Xiong Zhang, Lian-Wu Chen, Meng Yu, Lei Xie, and Dong Yu, “Time domain audio visual speech separation,” in *2019 IEEE Automatic Speech Recognition and Understanding Workshop (ASRU)*. IEEE, 2019, pp. 667–673.
- [11] Fei Tao and Carlos Busso, “End-to-end audiovisual speech activity detection with bimodal recurrent neural models,” *Speech Communication*, vol. 113, pp. 25–35, 2019.
- [12] Fei Tao and Carlos Busso, “End-to-end audiovisual speech recognition system with multitask learning,” *IEEE Transactions on Multimedia*, 2020.
- [13] Heng-Tze Cheng, Levent Koc, Jeremiah Harmsen, Tal Shaked, Tushar Chandra, Hrishi Aradhye, Glen An-

- derson, Greg Corrado, Wei Chai, Mustafa Ispir, et al., “Wide & deep learning for recommender systems,” in *Proceedings of the 1st workshop on deep learning for recommender systems*, 2016, pp. 7–10.
- [14] Qingquan Song, Dehua Cheng, Hanning Zhou, Jiyan Yang, Yuandong Tian, and Xia Hu, “Towards automated neural interaction discovery for click-through rate prediction,” in *Proceedings of the 26th ACM SIGKDD International Conference on Knowledge Discovery & Data Mining*, 2020, pp. 945–955.
- [15] Gao Huang, Zhuang Liu, Laurens Van Der Maaten, and Kilian Q Weinberger, “Densely connected convolutional networks,” in *Proceedings of the IEEE conference on computer vision and pattern recognition*, 2017, pp. 4700–4708.
- [16] Fatemeh Noroozi, Marina Marjanovic, Angelina Njegus, Sergio Escalera, and Gholamreza Anbarjafari, “Audio-visual emotion recognition in video clips,” *IEEE Transactions on Affective Computing*, vol. 10, no. 1, pp. 60–75, 2017.
- [17] Ashish Vaswani, Noam Shazeer, Niki Parmar, Jakob Uszkoreit, Llion Jones, Aidan N Gomez, Łukasz Kaiser, and Illia Polosukhin, “Attention is all you need,” in *Advances in neural information processing systems*, 2017, pp. 5998–6008.
- [18] Di Hu, Feiping Nie, and Xuelong Li, “Deep multimodal clustering for unsupervised audiovisual learning,” in *Proceedings of the IEEE Conference on Computer Vision and Pattern Recognition*, 2019, pp. 9248–9257.
- [19] Jianwei Yu, Shi-Xiong Zhang, Jian Wu, Shahram Ghorbani, Bo Wu, Shiyin Kang, Shansong Liu, Xunying Liu, Helen Meng, and Dong Yu, “Audio-visual recognition of overlapped speech for the lrs2 dataset,” in *ICASSP 2020-2020 IEEE International Conference on Acoustics, Speech and Signal Processing (ICASSP)*. IEEE, 2020, pp. 6984–6988.
- [20] Hui Chen, Guiguang Ding, Xudong Liu, Zijia Lin, Ji Liu, and Jungong Han, “Imram: Iterative matching with recurrent attention memory for cross-modal image-text retrieval,” in *Proceedings of the IEEE/CVF Conference on Computer Vision and Pattern Recognition*, 2020, pp. 12655–12663.
- [21] Mark Sandler, Andrew Howard, Menglong Zhu, Andrey Zhmoginov, and Liang-Chieh Chen, “Mobilenetv2: Inverted residuals and linear bottlenecks,” in *Proceedings of the IEEE conference on computer vision and pattern recognition*, 2018, pp. 4510–4520.
- [22] Shawn Hershey, Sourish Chaudhuri, Daniel PW Ellis, Jort F Gemmeke, Aren Jansen, R Channing Moore, Manoj Plakal, Devin Platt, Rif A Saurous, Bryan Seybold, et al., “Cnn architectures for large-scale audio classification,” in *2017 IEEE International Conference on Acoustics, Speech and Signal Processing (ICASSP)*. IEEE, 2017, pp. 131–135.
- [23] Runze Su, Fei Tao, Xudong Liu, Haoran Weiand Xi-aorong Mei, Zhiyao Duan, Lei Yuan, Ji Liu, and Yuying Xie, “Themes inferred audio-visual correspondence learning,” *arXiv preprint arXiv:2009.06573*, 2020.