

# QUANTUM DEFORMED NEURAL NETWORKS

**Roberto Bondesan & Max Welling**

Qualcomm AI Research\*

{rbondesa, mwelling}@qti.qualcomm.com

## ABSTRACT

We develop a new quantum neural network layer designed to run efficiently on a quantum computer but that can be simulated on a classical computer when restricted in the way it entangles input states. We first ask how a classical neural network architecture, both fully connected or convolutional, can be executed on a quantum computer using quantum phase estimation. We then deform the classical layer into a quantum design which entangles activations and weights into quantum superpositions. While the full model would need the exponential speedups delivered by a quantum computer, a restricted class of designs represent interesting new classical network layers that still use quantum features. We show that these quantum deformed neural networks can be trained and executed on normal data such as images, and even classically deliver modest improvements over standard architectures.

## 1 INTRODUCTION

Quantum mechanics (QM) is the most accurate description for physical phenomena at very small scales, such as the behavior of molecules, atoms and subatomic particles. While QM does not seem to describe any phenomena at the scale that we are familiar with, it does have a huge impact on our every day lives through technologies such as lasers, transistors (and thus microchips) and MRI.

A recent view of QM has formulated it as a (Bayesian) statistical methodology that only describes our subjective view of the (quantum) world, and how we update that view in light of evidence (i.e. measurements) (Hooft, 2016; Fuchs & Schack, 2013). This is in perfect analogy to the classical Bayesian view, a statistical paradigm extensively used in artificial intelligence where we maintain probabilities to represent our beliefs for events in the world.

The philosophy of this paper will be to turn this argument on its head. If we can view QM as just another consistent statistical theory that happens to describe nature at small scales, then we can also use this theory to describe *classical* signals by endowing them with a Hilbert space structure. In some sense, the 'only' difference with Bayesian statistics is that the positive probabilities are replaced with complex 'amplitudes'. This however has the dramatic effect that, unlike in classical statistics, interference between events now becomes a possibility. In this paper we show that this point of view uncovers new architectures and potential speedups for running neural networks on quantum computers.

We shall restrict our attention here to binary neural networks. We will introduce a new class of quantum neural networks and interpret them as generalizations of probabilistic binary neural networks, identifying potential speedups by running the models on a quantum computer. Then we will devise classically efficient algorithms to train the networks for a restrict set of quantum circuits. We present results of classical simulations of the quantum neural networks on real world data sizes and related gains in accuracy due to the quantum deformations. Contrary to almost all other works on quantum deep learning, our quantum neural networks can be simulated for practical classical problems, such as images or sound. The quantum nature of our models is there to increase the flexibility of the model-class and add new operators to the toolbox of the deep learning researcher, some of which may only reach their full potential when quantum computing becomes ubiquitous.

---

\*Qualcomm AI Research is an initiative of Qualcomm Technologies, Inc.

## 1.1 RELATED WORK

In Farhi & Neven (2018) variational quantum circuits that can be learnt via stochastic gradient descent were introduced. Their performance could be studied only on small input tasks such as classifying  $4 \times 4$  images, due to the exponential time of classical simulations of those circuits. Other works on variational quantum circuits for neural networks are Verdon et al. (2018); Beer et al. (2019). Their focus is similarly on the implementation on near term quantum devices and these models cannot be efficiently run on a classical computer. Exceptions are models which use tensor network simulations (Cong et al., 2019; Huggins et al., 2019) where the model can be scaled to  $8 \times 8$  image data with 2 classes, at the price of constraining the geometry of the quantum circuit (Huggins et al., 2019). The quantum deformed neural networks introduced in this paper are instead a class of variational quantum circuits that can be scaled to the size of data that are used in traditional neural networks as we demonstrate in section 4.2.

Another line of work directly uses tensor networks as full precision machine learning models that can be scaled to the size of real data (Miles Stoudenmire & Schwab, 2016; Liu et al., 2017; Levine et al., 2017; Levine et al., 2019). However the constraints on the network geometry to allow for efficient contractions limit the expressivity and performance of the models. Further these works do not directly relate to implementations on quantum computers.

A large body of work in quantum machine learning focuses on using quantum computing to provide speedups to classical machine learning tasks (Biamonte et al., 2017; Ciliberto et al., 2018; Wiebe et al., 2014), culminating in the discovery of quantum inspired speedups in classical algorithms (Tang, 2019). In particular, (Allcock et al., 2018; Cao et al., 2017; Schuld et al., 2015; Kerenidis et al., 2019) discuss quantum simulations of classical neural networks with the goal of improving the efficiency of classical models on a quantum computer. Our models differ from these works in two ways: i) we use quantum wave-functions to model weight uncertainty, in a way that is reminiscent of Bayesian models; ii) we design our network layers in a way that may only reach its full potential on a quantum computer due to exponential speedups, but at the same time can, for a restricted class of layer designs, be simulated on a classical computer and provide inspiration for new neural architectures. Finally, quantum methods for accelerating Bayesian inference have been discussed in Zhao et al. (2019b;a) but only for Gaussian processes while in this work we shall discuss relations to Bayesian neural networks.

## 2 GENERALIZED PROBABILISTIC BINARY NEURAL NETWORKS

Binary neural networks are neural networks where both weights and activations are binary. Let  $\mathbb{B} = \{0, 1\}$ . A fully connected binary neural network layer maps the  $N_\ell$  activations  $\mathbf{h}^{(\ell)}$  at level  $\ell$  to the  $N_{\ell+1}$  activations  $\mathbf{h}^{(\ell+1)}$  at level  $\ell + 1$  using weights  $\mathbf{W}^{(\ell)} \in \mathbb{B}^{N_\ell N_{\ell+1}}$ :

$$h_j^{(\ell+1)} = f(\mathbf{W}^{(\ell)}, \mathbf{h}^{(\ell)}) = \tau \left( \frac{1}{N_\ell + 1} \sum_{i=1}^{N_\ell} W_{j,i}^{(\ell)} h_i^{(\ell)} \right), \quad \tau(x) = \begin{cases} 0 & x < \frac{1}{2} \\ 1 & x \geq \frac{1}{2} \end{cases}. \quad (1)$$

We divide by  $N_\ell + 1$  since the sum can take the  $N_\ell + 1$  values  $\{0, \dots, N_\ell\}$ . We do not explicitly consider biases which can be introduced by fixing some activations to 1. In a classification model  $\mathbf{h}^{(0)} = \mathbf{x}$  is the input and the last activation function is typically replaced by a softmax which produces output probabilities  $p(\mathbf{y}|\mathbf{x}, \mathbf{W})$ , where  $\mathbf{W}$  denotes the collection of weights of the network.

Given  $M$  input/output pairs  $\mathbf{X} = (\mathbf{x}^1, \dots, \mathbf{x}^M)$ ,  $\mathbf{Y} = (\mathbf{y}^1, \dots, \mathbf{y}^M)$ , a frequentist approach would determine the binary weights so that the likelihood  $p(\mathbf{Y}|\mathbf{X}, \mathbf{W}) = \prod_{i=1}^M p(\mathbf{y}_i|\mathbf{x}_i, \mathbf{W})$  is maximized. Here we consider discrete or quantized weights and take the approach of variational optimization Staines & Barber (2012), which introduces a weight distribution  $q_\theta(\mathbf{W})$  to devise a surrogate differential objective. For an objective  $O(\mathbf{W})$ , one has the bound  $\max_{\mathbf{W} \in \mathbb{B}^N} O(\mathbf{W}) \geq \mathbb{E}_{q_\theta(\mathbf{W})}[O(\mathbf{W})]$ , and the parameters of  $q_\theta(\mathbf{W})$  are adjusted to maximize the lower bound. In our case we consider the objective:

$$\max_{\mathbf{W} \in \mathbb{B}^N} \log p(\mathbf{Y}|\mathbf{X}, \mathbf{W}) \geq \log \mathbb{E}_{q_\theta(\mathbf{W})}[p(\mathbf{Y}|\mathbf{X}, \mathbf{W})] = \sum_{i=1}^M \log q(\mathbf{y}_i|\mathbf{x}_i), \quad (2)$$

where  $q(\mathbf{y}|\mathbf{x}) = \mathbb{E}_{q_\theta(\mathbf{W})}[p(\mathbf{y}|\mathbf{x}, \mathbf{W})]$ . To uncouple the data terms in the last equality we can formally introduce different  $\mathbf{W}_i$  for each data-case and integrate over  $\prod_i q(\mathbf{W}_i)$  where the distributions  $q$  are all the same. While the optimal solution to equation 2 is a Dirac measure, one can add a regularization term  $\mathcal{R}(\theta)$  to keep  $q$  soft. While we focus in this work on  $\mathcal{L} = \log \mathbb{E}_{q_\theta(\mathbf{W})}[p(\mathbf{Y}|\mathbf{X}, \mathbf{W})]$ , we remark that we could also have considered  $\mathcal{L} = \mathbb{E}_{q_\theta(\mathbf{W})}[\log p(\mathbf{Y}|\mathbf{X}, \mathbf{W})]$  and apply this framework to Bayesian deep learning – see appendix A for background on Bayesian deep learning and the relation to the variational objective.

In both variational Bayes and variational optimization frameworks for binary networks, we have a variational distribution  $q(\mathbf{W})$  and probabilistic layers where activations are random variables. We consider an approximate posterior factorized over the layers:  $q(\mathbf{W}) = \prod_{\ell=1}^L q^{(\ell)}(\mathbf{W}^{(\ell)})$ . If  $\mathbf{h}^{(\ell)} \sim p^{(\ell)}$ , equation 1 leads to the following recursive definition of distributions:

$$p^{(\ell+1)}(\mathbf{h}^{(\ell+1)}) = \sum_{\mathbf{h} \in \mathbb{B}^{N_\ell}} \sum_{\mathbf{W} \in \mathbb{B}^{N_\ell N_{\ell+1}}} \delta(\mathbf{h}^{(\ell+1)} - f(\mathbf{W}^{(\ell)}, \mathbf{h}^{(\ell)})) p^{(\ell)}(\mathbf{h}^{(\ell)}) q^{(\ell)}(\mathbf{W}^{(\ell)}). \quad (3)$$

We can identify the prediction  $q(\mathbf{y}|\mathbf{x})$  with the distribution after  $L$  levels:  $q(\mathbf{y}|\mathbf{x}) = p^{(L)}(\mathbf{y})$ .

In previous works (Shayer et al., 2017; Peters & Welling, 2018), the approximate posterior was taken to be factorized:  $q(\mathbf{W}^{(\ell)}) = \prod_{ij} q_{i,j}(W_{i,j}^{(\ell)})$ , which results in a factorized activation distribution as well:  $p^{(\ell)}(\mathbf{h}^{(\ell)}) = \prod_i p_i^{(\ell)}(h_i^{(\ell)})$ . (Shayer et al., 2017; Peters & Welling, 2018) considered the Bayesian framework and sampling of activations at each layer using the local reparametrization trick.

The quantum neural network we introduce below will naturally give a way to sample efficiently from complex distributions and in view of that we here generalize the setting: we act with a stochastic matrix  $\mathbf{S}_\phi(\mathbf{h}', \mathbf{W}'|\mathbf{h}, \mathbf{W})$  which depends on parameters  $\phi$  and correlates the weights and the input activations to a layer as follows:

$$\pi_{\phi,\theta}(\mathbf{h}', \mathbf{W}') = \sum_{\mathbf{h} \in \mathbb{B}^N} \sum_{\mathbf{W} \in \mathbb{B}^{NM}} \mathbf{S}_\phi(\mathbf{h}', \mathbf{W}'|\mathbf{h}, \mathbf{W}) p(\mathbf{h}) q_\theta(\mathbf{W}). \quad (4)$$

To avoid redundancy, we still take  $q_\theta(\mathbf{W})$  to be factorized and let  $\mathbf{S}$  create correlation among the weights as well. The choice of  $\mathbf{S}$  will be related to the choice of a unitary matrix in the quantum circuit of the quantum neural network. A layer is now made of the two operations,  $\mathbf{S}_\phi$  and the layer map  $f$ , resulting in the following output distribution:

$$p^{(\ell+1)}(\mathbf{h}^{(\ell+1)}) = \sum_{\mathbf{h} \in \mathbb{B}_\ell^N} \sum_{\mathbf{W} \in \mathbb{B}^{N_\ell N_{\ell+1}}} \delta(\mathbf{h}^{(\ell+1)} - f(\mathbf{W}^{(\ell)}, \mathbf{h}^{(\ell)})) \pi_{\phi,\theta}^{(\ell)}(\mathbf{h}^{(\ell)}, \mathbf{W}^{(\ell)}). \quad (5)$$

which allows one to compute the network output  $q(\mathbf{y}|\mathbf{x})$  recursively. Both the parameters  $\phi$  and  $\theta$  will be learned to solve the following optimization problem:

$$\min_{\theta, \phi} \mathcal{R}(\theta) + \mathcal{R}'(\phi) - \mathcal{L}. \quad (6)$$

where  $\mathcal{R}(\theta), \mathcal{R}'(\phi)$  are regularization terms for the parameters  $\theta, \phi$ . We call this model a generalized probabilistic binary neural network, with  $\phi$  deformation parameters chosen such that  $\phi = 0$  gives back the standard probabilistic binary neural network. In a variational Bayesian setup we would replace the first and last term with the ELBO.

To study this model on a classical computer we need to choose  $\mathbf{S}$  which leads to an efficient sampling algorithm for  $\pi_{\phi,\theta}$ . In general, one could use Markov Chain Monte Carlo, but there exists situations for which the mixing time of the chain grows exponentially in the size of the problem (Levin & Peres, 2017). In the next section we will show how quantum mechanics can enlarge the set of probabilistic binary neural networks that can be efficiently executed and in the subsequent sections we will show experimental results for a restricted class of correlated distributions inspired by quantum circuits that can be simulated classically.

### 3 QUANTUM IMPLEMENTATION

Quantum computers can sample from certain correlated distributions more efficiently than classical computers (Aaronson & Chen, 2016; Arute et al., 2019). In this section, we devise a quantum circuit

that implements the generalized probabilistic binary neural networks introduced above, encoding  $\pi_{\theta, \phi}$  in a quantum circuit. This could lead to a potential exponential speedup for this model, opening up the study of more complex probabilistic neural networks with quantum computers.

A quantum implementation of a binary perceptron was introduced in Schuld et al. (2015) as an application of the quantum phase estimation algorithm (Nielsen & Chuang, 2000). However, no quantum advantage of the quantum simulation was shown. Here we will extend that result in several ways: i) we will modify the algorithm to represent the generalized probabilistic layer introduced above, showing the quantum advantage present in our setting; ii) we will consider the case of multi layer perceptrons as well as convolutional networks.

### 3.1 INTRODUCTION TO QUANTUM NOTATION AND QUANTUM PHASE ESTIMATION

As a preliminary step, we introduce notations for quantum mechanics. We refer the reader to Appendix B for a more thorough review of quantum mechanics. A qubit is a normalized vector  $|\psi\rangle \in \mathbb{C}^2$ .  $N$  qubits form the vector space  $(\mathbb{C}^2)^{\otimes N} \cong \mathbb{C}^{2^N}$  spanned by all  $N$ -bit strings,  $|b_1, \dots, b_N\rangle \equiv |b_1\rangle \otimes \dots \otimes |b_N\rangle$ ,  $b_i \in \mathbb{B}$ . Quantum circuits are unitary matrices on this space. The probability of a measurement with outcome  $\phi_i$  is given by matrix element of the projector  $|\phi_i\rangle \langle \phi_i|$  in a state  $|\psi\rangle$ , namely  $p_i = \langle \psi | \phi_i \rangle \langle \phi_i | \psi \rangle = |\langle \phi_i | \psi \rangle|^2$ , a formula known as Born's rule.

Next, we describe the quantum phase estimation (QPE), a quantum algorithm to estimate the eigenphases of a unitary  $U$ . Denote the eigenvalues and eigenvectors of  $U$  by  $\exp(\frac{2\pi i}{2^t} \varphi_\alpha)$  and  $|v_\alpha\rangle$ , and assume that the  $\varphi_\alpha$ 's can be represented with a finite number  $t$  of bits:  $\varphi_\alpha = 2^{t-1} \varphi_\alpha^1 + \dots + 2^0 \varphi_\alpha^t$ . (This is the case of relevance for a binary network.) Then introduce  $t$  ancilla qubits in state  $|0\rangle^{\otimes t}$ . Given an input state  $|\psi\rangle$ , QPE is the following unitary operation:

$$|0\rangle^{\otimes t} \otimes |\psi\rangle \xrightarrow{\text{QPE}} \sum_{\alpha} \langle v_\alpha | \psi \rangle | \varphi_\alpha \rangle \otimes | v_\alpha \rangle . \quad (7)$$

Appendix B.1 reviews the details of the quantum circuit implementing this map, whose complexity is linear in  $t$ . Now using the notation  $\tau$  for the threshold non-linearity introduced in equation 1, and recalling the expansion  $2^{-t} \varphi = 2^{-1} \varphi^1 + \dots + 2^{-t} \varphi^t$ , we note that if the first bit  $\varphi^1 = 0$  then  $2^{-t} \varphi < \frac{1}{2}$  and  $\tau(2^{-t} \varphi) = 0$ , while if  $\varphi^1 = 1$ , then  $2^{-t} \varphi \geq \frac{1}{2}$  and  $\tau(2^{-t} \varphi) = 1$ . In other words,  $\delta_{\varphi^1, b} = \delta_{\tau(2^{-t} \varphi), b}$  and the probability  $p(b)$  that after the QPE the first ancilla bit is  $b$  is given by:

$$\left( \sum_{\alpha} \overline{\langle v_\alpha | \psi \rangle} \langle \varphi_\alpha | \otimes \langle v_\alpha | \right) \left[ |b\rangle \langle b| \otimes \mathbf{1} \right] \left( \sum_{\beta} \langle v_\beta | \psi \rangle | \varphi_\beta \rangle \otimes | v_\beta \rangle \right) = \sum_{\alpha} |\langle v_\alpha | \psi \rangle|^2 \delta_{\tau(2^{-t} \varphi_\alpha), b} , \quad (8)$$

where  $\left[ |b\rangle \langle b| \otimes \mathbf{1} \right]$  is an operator that projects the first bit to the state  $|b\rangle$  and leaves the other bits untouched.

### 3.2 DEFINITION AND ADVANTAGES OF QUANTUM DEFORMED NEURAL NETWORKS

Armed with this background, we can now apply quantum phase estimation to compute the output of the probabilistic layer of equation 5. Let  $N$  be the number of input neurons and  $M$  that of output neurons. We introduce qubits to represent inputs and weights bits:

$$|\mathbf{h}, \mathbf{W}\rangle \in \mathcal{V}_h \otimes \mathcal{V}_W , \quad \mathcal{V}_h = \bigotimes_{i=1}^N (\mathbb{C}^2)_i , \quad \mathcal{V}_W = \bigotimes_{i=1}^N \bigotimes_{j=1}^M (\mathbb{C}^2)_{ij} . \quad (9)$$

Then we introduce a Hamiltonian  $\mathbf{H}_j$  acting non trivially only on the  $N$  input activations and the  $N$  weights at the  $j$ -th row:

$$\mathbf{H}_j = \sum_{i=1}^N \mathbf{B}_{ji}^W \mathbf{B}_i^h , \quad (10)$$

and  $\mathbf{B}_i^h$  ( $\mathbf{B}_{ji}^W$ ) is the matrix  $\mathbf{B} = |1\rangle \langle 1|$  acting on the  $i$ -th activation ( $ji$ -th weight) qubit. Note that  $\mathbf{H}_j$  singles out terms from the state  $|\mathbf{h}, \mathbf{W}\rangle$  where both  $h_j = 1$  and  $W_{ij} = 1$  and then adds them

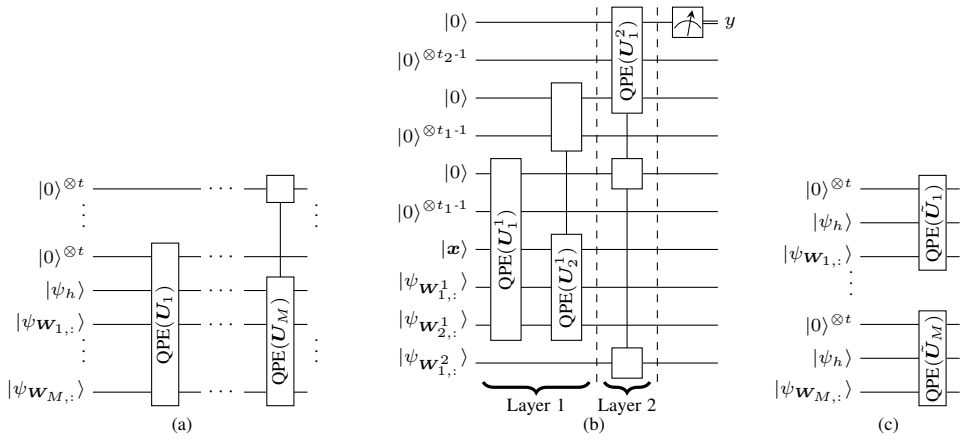


Figure 1: (a) Quantum circuit implementing a quantum deformed layer. The thin vertical line indicates that the gate acts as identity on the wires crossed by the line. (b) Quantum deformed multilayer perceptron with 2 hidden quantum neurons and 1 output quantum neuron.  $|\mathbf{x}\rangle$  is an encoding of the input signal,  $y$  is the prediction. The superscript  $\ell$  in  $U_j^\ell$  and  $W_{j,:}^\ell$  refers to layer  $\ell$ . We split the blocks of  $t_\ell$  ancilla qubits into a readout qubit that encodes the layer output amplitude and the rest. (c) Modification of a layer for classical simulations.

up, i.e. the eigenvalues of  $H_j$  are the preactivations of equation 1:

$$H_j |\mathbf{h}, \mathbf{W}\rangle = \varphi(\mathbf{h}, \mathbf{W}_{j,:}) |\mathbf{h}, \mathbf{W}\rangle, \quad \varphi(\mathbf{h}, \mathbf{W}_{j,:}) = \sum_{i=1}^N W_{ji} h_i. \quad (11)$$

Now define the unitary operators:

$$U_j = D e^{\frac{2\pi i}{N+1} H_j} D^{-1}, \quad (12)$$

where  $D$  is another generic unitary, and as we shall see shortly, its eigenvectors will be related to the entries of the classical stochastic matrix  $S$  in section 2. Since  $U_j U_{j'} = D e^{\frac{2\pi i}{N+1} (H_j + H_{j'})} D^{-1} = U_{j'} U_j$ , we can diagonalize all the  $U_j$ 's simultaneously and since they are conjugate to  $e^{\frac{2\pi i}{N+1} H_j}$  they will have the same eigenvalues. Introducing the eigenbasis  $|\mathbf{h}, \mathbf{W}\rangle_D = D |\mathbf{h}, \mathbf{W}\rangle$ , we have:

$$U_j |\mathbf{h}, \mathbf{W}\rangle_D = e^{\frac{2\pi i}{N+1} \varphi(\mathbf{h}, \mathbf{W}_{j,:})} |\mathbf{h}, \mathbf{W}\rangle_D. \quad (13)$$

Note that  $\varphi \in \{0, \dots, N\}$  so we can represent it with exactly  $t$  bits,  $N = 2^t - 1$ . Then we add  $M$  ancilla resources, each of  $t$  qubits, and sequentially perform  $M$  quantum phase estimations, one for each  $U_j$ , as depicted in figure 1 (a). We choose the following input state

$$|\psi\rangle = |\psi\rangle_h \otimes \bigotimes_{j=1}^M |\psi\rangle_{w_{j,:}}, \quad |\psi\rangle_{w_{j,:}} = \bigotimes_{i=1}^N \left[ \sqrt{q_{ji}(W_{ji}=0)} |0\rangle + \sqrt{q_{ji}(W_{ji}=1)} |1\rangle \right], \quad (14)$$

where we have chosen the weight input state according to the factorized variational distribution  $q_{ij}$  introduced in section 2. In fact, this state corresponds to the following probability distribution via Born's rule:

$$p(\mathbf{h}, \mathbf{W}) = |\langle \mathbf{h}, \mathbf{W} | \psi \rangle|^2 = p(\mathbf{h}) \prod_{j=1}^M \prod_{i=1}^N q_{ji}(W_{ji}), \quad p(\mathbf{h}) = |\langle \mathbf{h} | \psi \rangle_h|^2. \quad (15)$$

The state  $|\psi_h\rangle$  is discussed below. Now we show that a non-trivial choice of  $D$  leads to an effective correlated distribution. The  $j$ -th QPE in figure 1 (a) corresponds to equation 7 where we identify  $|v_\alpha\rangle \equiv |\mathbf{h}, \mathbf{W}\rangle_D$ ,  $|\varphi_\alpha\rangle \equiv |\varphi(\mathbf{h}, \mathbf{W}_{j,:})\rangle$  and we make use of the  $j$ -th block of  $t$  ancillas. After  $M$  steps we compute the outcome probability of a measurement of the first qubit in each of the  $M$  registers of the ancillas. We can extend equation 8 to the situation of measuring multiple qubits, and recalling that the first bit of an integer is the most significant bit, determining whether  $2^{-t} \varphi(\mathbf{h}, \mathbf{W}_{j,:}) = (N+1)^{-1} \varphi(\mathbf{h}, \mathbf{W}_{j,:})$  is greater or smaller than  $1/2$ , the probability of outcome  $\mathbf{h}' = (h'_1, \dots, h'_M)$  is

$$p(\mathbf{h}') = \sum_{\mathbf{h} \in \mathbb{B}^N} \sum_{\mathbf{W} \in \mathbb{B}^{NM}} \delta_{\mathbf{h}', f(\mathbf{W}, \mathbf{h})} |\langle \psi | \mathbf{h}, \mathbf{W} \rangle_D|^2, \quad (16)$$

where  $f$  is the layer function introduced in equation 1. We refer to appendix C for a detailed derivation. Equation 16 is the generalized probabilistic binary layer introduced in equation 5 where  $D$  corresponds to a non-trivial  $S$  and a correlated distribution when  $D$  entangles the qubits:

$$\pi(\mathbf{h}, \mathbf{W}) = |\langle \psi | D | \mathbf{h}, \mathbf{W} \rangle|^2. \quad (17)$$

The variational parameters  $\phi$  of  $S$  are now parameters of the quantum circuit  $D$ . Sampling from  $\pi$  can be done by doing repeated measurements of the first  $M$  ancilla qubits of this quantum circuit. On quantum hardware  $e^{\frac{2\pi i}{N+1} H_j}$  can be efficiently implemented since it is a product of diagonal two-qubits quantum gates. We shall consider unitaries  $D$  which have efficient quantum circuit approximations. Then computing the quantum deformed layer output on a quantum computer is going to take time  $O(tMu(N))$  where  $u(N)$  is the time it takes to compute the action of  $U_j$  on an input state. There exists  $D$  such that sampling from equation 17 is exponentially harder classically than quantum mechanically, a statement forming the basis for quantum supremacy experiments (Aaronson & Chen, 2016; Arute et al., 2019). Examples are random circuits with two-dimensional entanglement patterns, which from a machine learning point of view can be natural when considering image data. Other examples are  $D$  implementing time evolution operators of physical systems, whose simulation is exponentially hard classically, resulting in hardness of sampling from the time evolved wave function.

Even better, on quantum hardware we can avoid sampling intermediate activations altogether. At the first layer, the input can be prepared by encoding the input bits in the state  $|\mathbf{x}\rangle$ . For the next layers, we simply use the output state as the input to the next layer. One obtains thus the quantum network of figure 1 (b) and the algorithm for a layer is summarized in procedure 1 in appendix F. Note that all the qubits associated to the intermediate activations are entangled. Therefore the input state  $|\psi_h\rangle$  would have to be replaced by a state in  $\mathcal{V}_h$  plus all the other qubits, where the gates at the next layer would act only on the subspace  $\mathcal{V}_h$  in the manner described in this section. (An equivalent and more economical mathematical description is use the reduced density matrix  $\rho_h$  as input state.) We envision two other possible procedures for what happens after the first layer: i) we sample from equation 16 and initialize  $|\psi_h\rangle$  to the bit string sampled in analogy to the classical quantization of activations; ii) we sample many times to reconstruct the classical distribution and encode it in  $|\psi_h\rangle$ . In our classical simulations below on factorized distributions we will be able to actually calculate the probabilities and can avoid sampling.

### 3.3 MODIFICATIONS FOR CLASSICAL SIMULATIONS

In this paper we will provide classical simulations of the quantum neural networks introduced above for a restricted class of designs. We do this for two reasons: first to convince the reader that the quantum layers hold promise (even though we can not simulate the proposed architecture in it's full glory due to the lack of access to a quantum computer) and second, to show that these ideas can be interesting as new designs, even "classically" (by which we mean architectures that can be executed on a classical computer).

To scale up those simulations, we do the modifications to the setup just explained which are depicted in figure 1 (c). We clone the input activation register  $M$  times, an operation that quantum mechanically is only approximate (Nielsen & Chuang, 2000) but exact classically. Then we associate the  $j$ -th copy to the  $j$ -th row of the weight matrix, thus forming pairs for each  $j = 1, \dots, M$ :

$$|\mathbf{h}, \mathbf{W}_{j,:}\rangle \in \mathcal{V}_h \otimes \mathcal{V}_{W,j}, \quad \mathcal{V}_{W,j} = \bigotimes_{i=1}^N (\mathbb{C}^2)_{ji} \quad (18)$$

Fixing  $j$ , we introduce the unitary  $e^{\frac{2\pi i}{N+1} H_j}$  diagonal in the basis  $|\mathbf{h}, \mathbf{W}_{j,:}\rangle$  as in equation 10 and define the new unitary:

$$\tilde{U}_j = D_j e^{\frac{2\pi i}{N+1} H_j} D_j^{-1}, \quad (19)$$

where w.r.t. equation 12 we now let  $D_j$  depend on  $j$ . We denote the eigenvectors of  $\tilde{U}_j$  by  $|\mathbf{h}, \mathbf{W}_{j,:}\rangle_{D_j} = D_j |\mathbf{h}, \mathbf{W}_{j,:}\rangle$  and the eigenvalue is  $\varphi(\mathbf{h}, \mathbf{W}_{j,:})$  introduced in equation 11. Supposing that we know  $p(\mathbf{h}) = \prod_i p_i(h_i)$ , we apply the quantum phase estimation to  $\tilde{U}_j$  with input:

$$|\psi_j\rangle = |\psi_h\rangle \otimes |\psi\rangle_{\mathbf{W}_{j,:}}, \quad |\psi_h\rangle = \bigotimes_{i=1}^N \left[ \sqrt{p_i(h_i=0)} |0\rangle + \sqrt{p_i(h_i=1)} |1\rangle \right], \quad (20)$$

and  $|\psi\rangle_{\mathbf{W}_{j,:}}$  is defined in equation 14. Going through similar calculations as those done above shows that measurements of the first qubit will be governed by the probability distribution of equation 5 factorized over output channels since the procedure does not couple them:  $\pi(\mathbf{h}, \mathbf{W}) = \prod_{j=1}^M |\langle \psi_j | \mathbf{D}_j | \mathbf{h}, \mathbf{W}_{j,:} \rangle|^2$ . In this setting, a quantum device could give an exponential advantage for sampling this distribution even on noisy, intermediate scale quantum computers that are already available (Arute et al., 2019). So far, we have focused on fully connected layers. We can extend the derivation of this section to the convolution case, by applying the quantum phase estimation on images patches of the size equal to the kernel size as explained in appendix D.

## 4 CLASSICAL SIMULATIONS FOR LOW ENTANGLEMENT

### 4.1 THEORY

It has been remarked in (Shayer et al., 2017; Peters & Welling, 2018) that when the weight and activation distributions at a given layer are factorized,  $p(\mathbf{h}) = \prod_i p_i(h_i)$  and  $q(\mathbf{W}) = \prod_{ij} q_{ij}(W_{ij})$ , the output distribution in equation 3 can be efficiently approximated using the central limit theorem (CLT). The argument goes as follows: for each  $j$  the preactivations  $\varphi(\mathbf{h}, \mathbf{W}_{j,:}) = \sum_{i=1}^N W_{j,i} h_i$  are sums of independent binary random variables  $W_{j,i} h_i$  with mean and variance:

$$\mu_{ji} = \mathbb{E}_{w \sim q_{ji}}(w) \mathbb{E}_{h \sim p_i}(h), \quad \sigma_{ji}^2 = \mathbb{E}_{w \sim q_{ji}}(w^2) \mathbb{E}_{h \sim p_i}(h^2) - \mu_{ji}^2 = \mu_{ji}(1 - \mu_{ji}), \quad (21)$$

We used  $b^2 = b$  for a variable  $b \in \{0, 1\}$ . The CLT implies that for large  $N$  we can approximate  $\varphi(\mathbf{h}, \mathbf{W}_{j,:})$  with a normal distribution with mean  $\mu_j = \sum_i \mu_{ji}$  and variance  $\sigma_j^2 = \sum_i \sigma_{ji}^2$ . The distribution of the activation after the non-linearity of equation 1 can thus be computed as:

$$p(\tau(\frac{1}{N+1}\varphi(\mathbf{h}, \mathbf{W}_{j,:})) = 1) = p(2\varphi(\mathbf{h}, \mathbf{W}_{j,:}) - N > 0) = \Phi\left(-\frac{2\mu_j - N}{2\sigma_j}\right), \quad (22)$$

$\Phi$  being the CDF of the standard normal distribution. Below we fix  $j$  and omit it for notation clarity.

As reviewed in appendix B, commuting observables in quantum mechanics behave like classical random variables. The observable of interest for us,  $\mathbf{D}\mathbf{H}\mathbf{D}^{-1}$  of equation 19, is a sum of commuting terms  $\mathbf{K}_i \equiv \mathbf{D}\mathbf{B}_i^W \mathbf{B}_i^h \mathbf{D}^{-1}$  and if their joint probability distribution is such that these random variables are weakly correlated, i.e.

$$\langle \psi | \mathbf{K}_i \mathbf{K}_{i'} | \psi \rangle - \langle \psi | \mathbf{K}_i | \psi \rangle \langle \psi | \mathbf{K}_{i'} | \psi \rangle \rightarrow 0, \quad \text{if } |i - i'| \rightarrow \infty, \quad (23)$$

then the CLT for weakly correlated random variables applies, stating that measurements of  $\mathbf{D}\mathbf{H}\mathbf{D}^{-1}$  in state  $|\psi\rangle$  are governed by a Gaussian distribution  $\mathcal{N}(\mu, \sigma^2)$  with

$$\mu = \langle \psi | \mathbf{D}\mathbf{H}\mathbf{D}^{-1} | \psi \rangle, \quad \sigma^2 = \langle \psi | \mathbf{D}\mathbf{H}^2 \mathbf{D}^{-1} | \psi \rangle - \mu^2. \quad (24)$$

Finally, we can plug these values into equation 22 to get the layer output probability.

We have cast the problem of simulating the quantum neural network to the problem of computing the expectation values in equation 24. In physical terms, these are related to correlation functions of  $\mathbf{H}$  and  $\mathbf{H}^2$  after evolving a state  $|\psi\rangle$  with the operator  $\mathbf{D}$ . These can be efficiently computed classically for one dimensional and lowly entangled quantum circuits  $\mathbf{D}$  (Vidal, 2003). In view of that here we consider a 1d arrangement of activation and weight qubits, labeled by  $i = 0, \dots, 2N - 1$ , where the even qubits are associated with activations and the odd are associated with weights. We then choose:

$$\mathbf{D} = \prod_{i=0}^{N-1} \mathbf{Q}_{2i, 2i+1} \prod_{i=0}^{N-1} \mathbf{P}_{2i+1, 2i+2}, \quad (25)$$

where  $\mathbf{Q}_{2i, 2i+1}$  acts non-trivially on qubits  $2i, 2i + 1$ , i.e. onto the  $i$ -th activation and  $i$ -th weight qubits, while  $\mathbf{P}_{2i+1, 2i+2}$  on the  $i$ -th weight and  $i + 1$ -th activation qubits. We depict this quantum circuit in figure 2 (a). As explained in detail in appendix E, the computation of  $\mu$  involves the matrix element of  $\mathbf{K}_i$  in the product state  $|\psi\rangle$  while  $\sigma^2$  involves that of  $\mathbf{K}_i \mathbf{K}_{i+1}$ . Due to the structure of  $\mathbf{D}$ , these operators act locally on 4 and 6 sites respectively as depicted in figure 2 (b)-(c). This implies that the computation of equation 24, and so of the full layer, can be done in  $O(N)$  and easily parallelized. Appendix E contains more details on the complexity, while appendix F contains an algorithm box for the classical simulation discussed here.

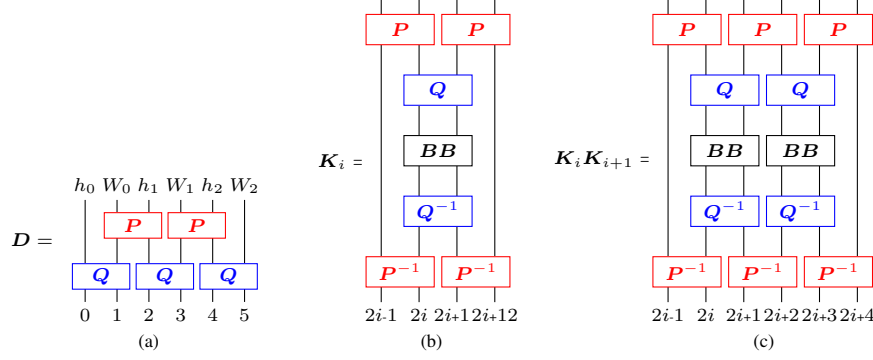


Figure 2: (a) The entangling circuit  $D$  for  $N = 3$ . (b)  $K_i$  entering the computation of  $\mu$ . (c)  $K_i K_{i+1}$  entering the computation of  $\sigma^2$ . Indices on  $P, Q, B$  are omitted for clarity. Time flows downwards.

## 4.2 EXPERIMENTS

We present experiments for the model of the previous section. At each layer,  $q_{ij}$  and  $D_j$  are learnable. They are optimized to minimize the loss of equation 6 where following (Peters & Welling, 2018; Shayer et al., 2017) we take  $\mathcal{R} = \beta \sum_{\ell, i, j} q_{ij}^{(\ell)} (1 - q_{ij}^{(\ell)})$ , and  $\mathcal{R}'$  is the  $L_2$  regularization loss of the parameters of  $D_j$ .  $\mathcal{L}$  coincides with equation 2. We implemented and trained several architectures with different deformations. Table 4.2 contains results for two standard image datasets, MNIST and Fashion MNIST. Details of the experiments are in appendix G together with additional results.

The general deformation ([PQ]) performs best in all cases. In the simplest case of a single dense layer (A), the gain is +3.2% for MNIST and +2.6% for Fashion MNIST on test accuracy. For convnets, we could only simulate a single deformed layer due to computational issues and the gain is around or less than 1%. We expect that deforming all layers will give a greater boost as the improvements diminish with decreasing the ratio of deformation parameters over classical parameters ( $q_{ij}$ ). The increase in accuracy comes at the expense of more parameters. This is in line with common practice in deep learning where overparametrized networks perform better.

## 5 CONCLUSIONS

In this work we made the following main contributions: 1) we introduced quantum deformed neural networks and identified potential speedups by running these models on a quantum computer; 2) we devised classically efficient algorithms to train the networks for low entanglement designs of the quantum circuits; 3) we simulated the quantum neural networks on real world data sizes for the first time in the literature and showed modest gains in accuracy due to the quantum deformations. Running these models on a quantum computer will allow one to explore efficiently more general deformations, even those that cannot be approximated by the central limit theorem when the

Table 1: Test accuracies for MNIST and Fashion MNIST. With the notation  $cKsS - C$  to indicate a conv2d layer with  $C$  filters of size  $[K, K]$  and stride  $S$ , and  $dN$  for a dense layer with  $N$  output neurons, the architectures (Arch.) are A: d10; B: c3s2-8, c3s2-16, d10; C: c3s2-32, c3s2-64, d10. The deformations are: [I]:  $P_{i,i+1}^j = Q_{i,i+1}^j = 1$  (baseline (Peters & Welling, 2018)); [PQ]:  $P_{i,i+1}^j, Q_{i,i+1}^j$  generic; [Q]:  $P_{i,i+1}^j = 1, Q_{i,i+1}^j$  generic.

Arch.	Deformation	MNIST	Fashion MNIST
A	[I]	91.1	84.2
	[PQ]	<b>94.3</b>	<b>86.8</b>
	[Q]	91.6	85.1
B	[I, I, I]	96.6	87.5
	[PQ, I, I]	<b>97.6</b>	<b>88.1</b>
	[Q, I, I]	96.8	87.8
C	[I, I, I]	98.1	89.24
	[PQ, I, I]	<b>98.3</b>	<b>89.6</b>
	[Q, I, I]	98.3	89.5



Hamiltonians will be sums of non-commuting operators. Another interesting future direction is to incorporate batch normalization and pooling layers in quantum neural networks.

## REFERENCES

- Scott Aaronson and Lijie Chen. Complexity-theoretic foundations of quantum supremacy experiments, 2016.
- Jonathan Allcock, Chang-Yu Hsieh, Iordanis Kerenidis, and Shengyu Zhang. Quantum algorithms for feedforward neural networks. *arXiv e-prints*, art. arXiv:1812.03089, December 2018.
- Frank Arute, Kunal Arya, Ryan Babbush, Dave Bacon, Joseph C Bardin, Rami Barends, Rupak Biswas, Sergio Boixo, Fernando GSL Brandao, David A Buell, et al. Quantum supremacy using a programmable superconducting processor. *Nature*, 574(7779):505–510, 2019.
- Kerstin Beer, Dmytro Bondarenko, Terry Farrelly, Tobias J. Osborne, Robert Salzmann, and Ramona Wolf. Efficient Learning for Deep Quantum Neural Networks. *arXiv e-prints*, art. arXiv:1902.10445, February 2019.
- Jacob Biamonte, Peter Wittek, Nicola Pancotti, Patrick Rebentrost, Nathan Wiebe, and Seth Lloyd. Quantum machine learning. *Nature*, 549(7671):195–202, 2017.
- Yudong Cao, Gian Giacomo Guerreschi, and Alán Aspuru-Guzik. Quantum Neuron: an elementary building block for machine learning on quantum computers. *arXiv e-prints*, art. arXiv:1711.11240, November 2017.
- Ricky T. Q. Chen, Yulia Rubanova, Jesse Bettencourt, and David Duvenaud. Neural Ordinary Differential Equations. *arXiv e-prints*, art. arXiv:1806.07366, Jun 2018.
- Carlo Ciliberto, Mark Herbster, Alessandro Davide Ialongo, Massimiliano Pontil, Andrea Rocchetto, Simone Severini, and Leonard Wossnig. Quantum machine learning: a classical perspective. *Proceedings of the Royal Society of London Series A*, 474(2209):20170551, January 2018. doi: 10.1098/rspa.2017.0551.
- Iris Cong, Soonwon Choi, and Mikhail D. Lukin. Quantum convolutional neural networks. *Nature Physics*, 15(12):1273–1278, August 2019. doi: 10.1038/s41567-019-0648-8.
- Edward Farhi and Hartmut Neven. Classification with Quantum Neural Networks on Near Term Processors. *arXiv e-prints*, art. arXiv:1802.06002, February 2018.
- Christopher A. Fuchs and Rüdiger Schack. Quantum-Bayesian coherence. *Reviews of Modern Physics*, 85(4):1693–1715, Oct 2013. doi: 10.1103/RevModPhys.85.1693.
- G. 't Hooft. *The Cellular Automaton Interpretation of Quantum Mechanics*. Fundamental Theories of Physics. Springer International Publishing, 2016. ISBN 9783319412856. URL <https://books.google.co.uk/books?id=ctlCDwAAQBAJ>.
- William Huggins, Piyush Patil, Bradley Mitchell, K. Birgitta Whaley, and E. Miles Stoudenmire. Towards quantum machine learning with tensor networks. *Quantum Science and Technology*, 4(2):024001, Apr 2019. doi: 10.1088/2058-9565/aaea94.
- Iordanis Kerenidis, Jonas Landman, and Anupam Prakash. Quantum algorithms for deep convolutional neural networks, 2019.
- Diederik P. Kingma, Tim Salimans, and Max Welling. Variational dropout and the local reparameterization trick, 2015.
- David A Levin and Yuval Peres. *Markov chains and mixing times*, volume 107. American Mathematical Soc., 2017.
- Yoav Levine, David Yakira, Nadav Cohen, and Amnon Shashua. Deep Learning and Quantum Entanglement: Fundamental Connections with Implications to Network Design. *arXiv e-prints*, art. arXiv:1704.01552, April 2017.
- Yoav Levine, Or Sharir, Nadav Cohen, and Amnon Shashua. Quantum entanglement in deep learning architectures. *Physical review letters*, 122(6):065301, 2019.

- Ding Liu, Shi-Ju Ran, Peter Wittek, Cheng Peng, Raul Blázquez García, Gang Su, and Maciej Lewenstein. Machine Learning by Unitary Tensor Network of Hierarchical Tree Structure. *arXiv e-prints*, art. arXiv:1710.04833, October 2017.
- E. Miles Stoudenmire and David J. Schwab. Supervised Learning with Quantum-Inspired Tensor Networks. *arXiv e-prints*, art. arXiv:1605.05775, May 2016.
- M.E. Nielsen and I.L. Chuang. *Quantum Computation and Quantum Information*. Cambridge Series on Information and the Natural Sciences. Cambridge University Press, 2000. ISBN 9780521635035. URL <https://books.google.co.uk/books?id=aai-P4V9GJ8C>.
- Jorn W. T. Peters and Max Welling. Probabilistic binary neural networks, 2018.
- Maria Schuld, Ilya Sinayskiy, and Francesco Petruccione. Simulating a perceptron on a quantum computer. *Physics Letters A*, 379(7):660–663, Mar 2015. ISSN 0375-9601. doi: 10.1016/j.physleta.2014.11.061. URL <http://dx.doi.org/10.1016/j.physleta.2014.11.061>.
- Oran Shayer, Dan Levi, and Ethan Fetaya. Learning discrete weights using the local reparameterization trick. *arXiv preprint arXiv:1710.07739*, 2017.
- Joe Staines and David Barber. Variational optimization, 2012.
- Ewin Tang. A quantum-inspired classical algorithm for recommendation systems. In *Proceedings of the 51st Annual ACM SIGACT Symposium on Theory of Computing*, STOC 2019, pp. 217–228, New York, NY, USA, 2019. Association for Computing Machinery. ISBN 9781450367059. doi: 10.1145/3313276.3316310. URL <https://doi.org/10.1145/3313276.3316310>.
- Guillaume Verdon, Jason Pye, and Michael Broughton. A Universal Training Algorithm for Quantum Deep Learning. *arXiv e-prints*, art. arXiv:1806.09729, June 2018.
- Guifré Vidal. Efficient classical simulation of slightly entangled quantum computations. *Physical review letters*, 91(14):147902, 2003.
- Nathan Wiebe, Ashish Kapoor, and Krysta M. Svore. Quantum Deep Learning. *arXiv e-prints*, art. arXiv:1412.3489, December 2014.
- Zhikuan Zhao, Jack K. Fitzsimons, and Joseph F. Fitzsimons. Quantum-assisted gaussian process regression. *Phys. Rev. A*, 99:052331, May 2019a. doi: 10.1103/PhysRevA.99.052331. URL <https://link.aps.org/doi/10.1103/PhysRevA.99.052331>.
- Zhikuan Zhao, Jack K. Fitzsimons, Michael A. Osborne, Stephen J. Roberts, and Joseph F. Fitzsimons. Quantum algorithms for training gaussian processes. *Phys. Rev. A*, 100:012304, Jul 2019b. doi: 10.1103/PhysRevA.100.012304. URL <https://link.aps.org/doi/10.1103/PhysRevA.100.012304>.

## A VARIATIONAL BAYES AND RELATION WITH VARIATIONAL OPTIMIZATION

In this section we review variational Bayes and its relation to variational optimization.

Given  $M$  input/output pairs  $\mathbf{X} = (\mathbf{x}^1, \dots, \mathbf{x}^M)$ ,  $\mathbf{Y} = (\mathbf{y}^1, \dots, \mathbf{y}^M)$ , and a prior over weights  $p(\mathbf{W})$ , in a Bayesian approach we are interested in computing the posterior  $p(\mathbf{W}|\mathbf{X}, \mathbf{Y}) = p(\mathbf{Y}|\mathbf{X}, \mathbf{W})p(\mathbf{W})/p(\mathbf{Y}|\mathbf{X})$ , which is used to make a prediction on a test point  $\mathbf{x}_*$ :  $p(\mathbf{y}|\mathbf{x}_*) = \mathbb{E}_{p(\mathbf{W}|\mathbf{X}, \mathbf{Y})}[p(\mathbf{y}|\mathbf{x}_*, \mathbf{W})]$ . However the posterior computation involves an intractable denominator. We proceed using variational Bayes and we introduce an approximate posterior  $q_\theta(\mathbf{W})$  which depends on hyperparameters  $\theta$ , chosen to maximize the evidence  $p(\mathbf{Y}|\mathbf{X})$  lower bound (ELBO) objective:

$$\text{ELBO} = \mathbb{E}_{q_\theta(\mathbf{W})}[\log p(\mathbf{Y}|\mathbf{X}, \mathbf{W})] - \text{KL}(q_\theta(\mathbf{W})||p(\mathbf{W})) \leq p(\mathbf{Y}|\mathbf{X}). \quad (26)$$

The resulting approximate posterior is then used for a prediction:  $q(\mathbf{y}|\mathbf{x}_*) := \mathbb{E}_{q_\theta(\mathbf{W})}[p(\mathbf{y}|\mathbf{x}_*, \mathbf{W})]$ . Maximizing the gap in variational Bayes is equivalent to minimizing the KL between the approximate and the true posterior Kingma et al. (2015):

$$\text{ELBO} - \log p(\mathbf{Y}|\mathbf{X}) = -\text{KL}(q_\theta(\mathbf{W})||p(\mathbf{W}|\mathbf{X}, \mathbf{Y})). \quad (27)$$

In the variational optimization objective of equation 2 we have moved the log outside the expectation w.r.t. equation 26. We now ask here if adding the regularization term  $\mathcal{R}(\theta) = \text{KL}(q(\mathbf{W})||p(\mathbf{W}))$ , we get a lower bound to the evidence as well. We show that the answer to this question is negative. Indeed considering the unsupervised setting for simplicity, we write the gap as

$$\log \mathbb{E}_{q(\mathbf{W})}[p(\mathbf{X}|\mathbf{W})] - \text{KL}(q(\mathbf{W})||p(\mathbf{W})) - \log p(\mathbf{X}) = \log \mathbb{E}_{q(\mathbf{W})}[p(\mathbf{X}|\mathbf{W})] - \mathbb{E}_{q(\mathbf{W})}[q(\mathbf{W}) \frac{p(\mathbf{X})}{p(\mathbf{W})}] \quad (28)$$

$$= \log \mathbb{E}_{q(\mathbf{W})}[p(\mathbf{X}|\mathbf{W})] - \mathbb{E}_{q(\mathbf{W})}[q(\mathbf{W}) \frac{p(\mathbf{X}|\mathbf{W})}{p(\mathbf{W}|\mathbf{X})}] = \Delta - \text{KL}(q(\mathbf{W})||p(\mathbf{W}|\mathbf{X})) \quad (29)$$

where  $\Delta = \log \mathbb{E}_{q(\mathbf{W})}[p(\mathbf{X}|\mathbf{W})] - \mathbb{E}_{q(\mathbf{W})}[p(\mathbf{X}|\mathbf{W})] \geq 0$  by Jensen's inequality. We now see that the gap takes both signs: if  $q(\mathbf{W}) = p(\mathbf{W}|\mathbf{X})$ , the gap is positive, while if  $q(\mathbf{W}) = \delta_{\mathbf{W}, \mathbf{W}_0}$ , the gap is negative and thus it is not a lower bound to the evidence. We thus interpret the objective in equation 2 only as a mean to solve a discrete optimization problem.

## B REVIEW OF QUANTUM MECHANICS

States in quantum mechanics (QM) are represented as abstract vectors in a Hilbert space  $\mathcal{H}$ , denoted as  $|\psi\rangle$ . Here, we will only be concerned with qubits which can have two possible states  $|0\rangle$  and  $|1\rangle$ . These states are defined relative to a particular frame of reference, e.g. spin values measured along the z-axis. More generally, a qubit is described as a complex linear combination (or superposition) of up and down z-spins:  $|\psi\rangle = \alpha|0\rangle + \beta|1\rangle$ .

$N$  disentangled qubits are described by a product state  $|\psi\rangle = \prod_{i=1}^N |\psi_i\rangle$ . Under interactions qubits entangle with each other. This means that the wave function is now a complex linear combination of an exponential number of  $2^N$  terms. We can write this as  $|\psi'\rangle = U|\psi\rangle$  where  $U$  is a unitary matrix in a  $2^N \times 2^N$  dimensional space. This entangled state is still 'pure' in the sense that there is nothing more to learn about it, i.e. its quantum entropy is zero and it represents maximal information about the system. However, in QM that does not mean our knowledge of the system is complete.

Time evolution in QM is described by a unitary transformation,  $|\psi(t)\rangle = U(t, 0)|\psi(0)\rangle$  with  $U(t, 0) = e^{iHt}$  where  $H$  is the Hamiltonian, a Hermitian operator. Note that time evolution entangles qubits. We will use time evolution to map an input state to an output state as a layer in a NN, not unlike a neural ODE Chen et al. (2018).

Measurements in QM are nothing else than projecting the state onto the eigenbasis of a symmetric positive definite operator  $\mathbf{A}$ . The quantum system collapses into a particular state with a probability given by Born's rule:  $p_i = |\langle \phi_i | \psi \rangle|^2$  where  $\{|\phi_i\rangle\}$  are the orthonormal eigenvectors of  $\mathbf{A}$ .

We will also need to describe "mixed states". A mixed state is a classical mixture of a number of pure quantum states. Probabilities in this mixture encode our uncertainty about what quantum state

the system is in. This type of uncertainty is the one we are used to in AI, it results from a lack of knowledge about the system.

Mixed states are not naturally described by wave vectors. For that we need a tool called the density matrix  $\rho$ . For a pure state we use  $\rho = |\psi\rangle\langle\psi|$ , a rank-1 matrix (or outer product), where  $\langle\psi|$  is the complex transpose of the vector  $|\psi\rangle$ . But for a mixed state the rank will be higher and  $\rho$  can be decomposed as  $\rho = \sum_k p_k |\psi_k\rangle\langle\psi_k|$  with  $\{p_k\}$  (positive) probabilities that sum to 1. Note that a unitary transformation will change the basis but not the rank (and hence will keep pure states pure):  $\text{Rank}(\rho') = \text{Rank}(U\rho U^\dagger)$ . In particular, time evolution will preserve rank and keep pure states pure.

The probability of a measurement is given by the trace of the density matrix over the projector  $\mathbf{A}_i = |\phi_i\rangle\langle\phi_i|$ , namely  $p_i = \text{Tr}(\mathbf{A}_i\rho) = \text{Tr}(|\phi_i\rangle\langle\phi_i|\psi\rangle\langle\psi|) = |\langle\phi_i|\psi\rangle|^2$ , i.e. Born's rule. Similar to marginalisation in classical probability theory, we can trace over degrees of freedom we are not interested in, i.e.  $\rho_a = \text{Tr}_b(\rho_{ab})$ .

Further, if two operators  $\mathbf{A}, \mathbf{A}'$  commute, they have a common eigenbasis and we can simultaneously measure them leading to a joint probability distribution  $p(\lambda_\alpha, \lambda'_\beta) = \langle\psi|\Pi_{\lambda_\alpha}\Pi_{\lambda'_\beta}|\psi\rangle$ , where  $\lambda'_\beta$  are the eigenvalues of  $\mathbf{A}'$  and  $\Pi_{\lambda'_\beta}$  ( $\Pi_{\lambda_\alpha}$ ) projects onto the eigenspace of  $\mathbf{A}$  ( $\mathbf{A}'$ ).

## B.1 REVIEW OF QUANTUM PHASE ESTIMATION

We review here the quantum phase estimation, a quantum algorithm to estimate the eigenphases of a unitary  $U$ . Suppose first that we know an eigenvector  $|v\rangle$  of  $U$  with eigenvalue  $\exp(\frac{2\pi i}{2^t}\varphi)$ , and that  $\varphi$  can be represented with  $t$  bits:  $\varphi = 2^{t-1}\varphi^1 + \dots + 2^0\varphi^t$ . Then introduce  $t$  ancilla qubits in equal weight superposition of all the  $2^t$  states:  $H^{\otimes t}|0\rangle^{\otimes t}$ ,

$$H = \frac{1}{\sqrt{2}} \begin{pmatrix} 1 & 1 \\ 1 & -1 \end{pmatrix}, \quad H^{\otimes t}|0\rangle^{\otimes t} = \left( \frac{1}{\sqrt{2}}|0\rangle + \frac{1}{\sqrt{2}}|1\rangle \right)^{\otimes t} = \frac{1}{2^{t/2}} \sum_{\ell=0}^{2^t-1} |\ell\rangle. \quad (30)$$

where we used the identification:  $|0\rangle \equiv (1, 0)^T$  and introduced the basis  $\{|\ell\rangle\}_{\ell=0}^{2^t-1}$  for the ancilla qubits, i.e.  $\ell = 2^{t-1}q^1 + \dots + 2^0q^t$ . We use the ancilla's as control qubits for applying powers of  $U$  on the input state  $|v\rangle$ , implementing the following unitary map:

$$\frac{1}{2^{t/2}} \sum_{\ell=0}^{2^t-1} |\ell\rangle \otimes |v\rangle \mapsto \frac{1}{2^{t/2}} \sum_{\ell=0}^{2^t-1} |\ell\rangle \otimes U^\ell |v\rangle = \frac{1}{2^{t/2}} \sum_{\ell=0}^{2^t-1} e^{\frac{2\pi i}{2^t}\ell\varphi} |\ell\rangle \otimes |v\rangle. \quad (31)$$

Next, we apply the inverse Fourier transform on the ancilla register to get:

$$\frac{1}{2^t} \sum_{\ell,k=0}^{2^t-1} e^{\frac{2\pi i\ell}{2^t}(\varphi-k)} |k\rangle \otimes |v\rangle = \sum_{k=0}^{2^t-1} \delta_{\varphi,k} |k\rangle \otimes |v\rangle = |\varphi\rangle \otimes |v\rangle. \quad (32)$$

The quantum complexity of this operation is linear in  $t$ . By linearity if the input is a generic state,  $|\psi\rangle = \sum_\alpha |v_\alpha\rangle\langle v_\alpha|\psi\rangle$ , an eigenstate of  $U$  with eigenvalue  $\exp(\frac{2\pi i}{2^t}\varphi_\alpha)$ , quantum phase estimation will act as:

$$|0\rangle^{\otimes t} \otimes |\psi\rangle \mapsto \sum_\alpha \langle v_\alpha|\psi\rangle |\varphi_\alpha\rangle \otimes |v_\alpha\rangle. \quad (33)$$

Here we also assumed that we can represent all the  $\varphi_\alpha$ 's with  $t$  bits, in which case the reduced density matrix of the ancilla state is diagonal

$$\rho_{\text{anc}} = \sum_{\alpha\beta} |\varphi_\alpha\rangle\langle\varphi_\beta| \langle v_\alpha|\psi\rangle\langle v_\beta|\psi\rangle \text{Tr}\{|v_\alpha\rangle\langle v_\beta|\} = \sum_\alpha |\varphi_\alpha\rangle\langle\varphi_\alpha| |\langle v_\alpha|\psi\rangle|^2, \quad (34)$$

so that the probability of measuring  $\varphi_\alpha$  is governed by  $|\langle v_\alpha|\psi\rangle|^2$ . In particular, the probability that the first ancilla bit is  $b$  is given by:

$$p(b) = \sum_\alpha |\langle v_\alpha|\psi\rangle|^2 \delta(\sigma(2^{-t}\varphi_\alpha) - b), \quad (35)$$

where  $\sigma$  is the threshold non-linearity introduced in equation 1 since  $2^{-t}\varphi = 2^{-1}\varphi^1 + \dots + 2^{-t}\varphi^t$  and if the first bit  $\varphi^1 = 0$  then  $2^{-t}\varphi < \frac{1}{2}$  and  $\sigma(2^{-t}\varphi) = 0$ , while if  $\varphi^1 = 1$ , then  $2^{-t}\varphi \geq \frac{1}{2}$  and  $\sigma(2^{-t}\varphi) = 1$ .

Note that computing the reduced density matrix can be done by simply discarding qubits on a quantum computer, while it can be exponentially hard classically. In practice,  $t$  can be chosen to be lower than the precision of  $\varphi$  and in that case one can estimate the accuracy of the measurement, see Nielsen & Chuang (2000) for details. We depict the quantum phase estimation with measurement of the first ancilla in figure 3.

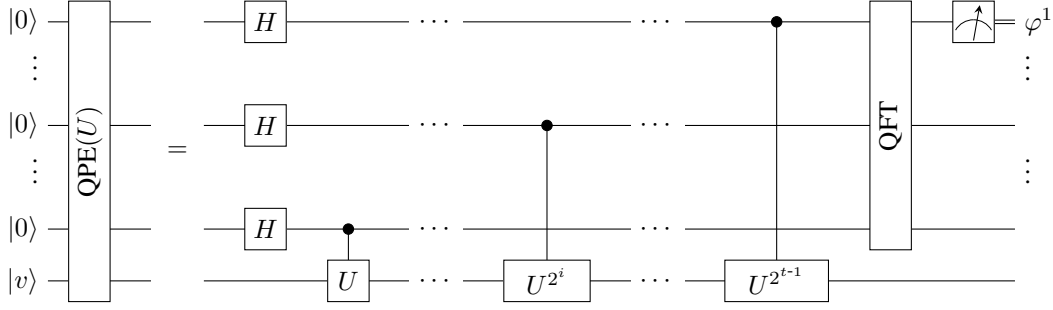


Figure 3: Quantum phase estimation circuit with measurement of the first ancilla qubit.

## C DETAILED IMPLEMENTATION OF QUANTUM DEFORMED NEURAL NETWORKS

We here give a detailed derivation of the formulas related to implementing quantum circuit of a layer in a quantum deformed neural network depicted in figure 1 (a). The input state to that circuit is  $|0\rangle^{\otimes tM} \otimes |\psi\rangle$ , where we recall that

$$|\psi\rangle = |\psi\rangle_h \otimes |\psi\rangle_W, \quad |\psi\rangle_W = \bigotimes_{i=1}^N \bigotimes_{j=1}^M \left[ \sqrt{q_{ji}(W_{ji}=0)} |0\rangle + \sqrt{q_{ji}(W_{ji}=1)} |1\rangle \right]. \quad (36)$$

We start by applying the first quantum phase estimation of  $U_1$  which involves only the first  $t$  ancillas. W.r.t. equation 7 we identify  $|v_\alpha\rangle \equiv |\mathbf{h}, \mathbf{W}\rangle_D$ ,  $|\varphi_\alpha\rangle \equiv |\varphi(\mathbf{h}, \mathbf{W}_{1,:})\rangle$ , to get:

$$|0\rangle^{\otimes t} \otimes |\psi\rangle \mapsto \sum_{\mathbf{h} \in \mathbb{B}^N} \sum_{\mathbf{W} \in \mathbb{B}^{NM}} D \langle \mathbf{h}, \mathbf{W} | \psi \rangle |\varphi(\mathbf{h}, \mathbf{W}_{1,:})\rangle \otimes |\mathbf{h}, \mathbf{W}\rangle_D. \quad (37)$$

Then we proceed to applying to the result the second quantum phase estimation involving  $U_2$  and the second batch of  $t$  ancilla qubits:

$$\sum_{\mathbf{h} \in \mathbb{B}^N} \sum_{\mathbf{W} \in \mathbb{B}^{NM}} D \langle \mathbf{h}, \mathbf{W} | \psi \rangle |0\rangle^{\otimes t} \otimes |\varphi(\mathbf{h}, \mathbf{W}_{1,:})\rangle \otimes |\mathbf{h}, \mathbf{W}\rangle_D \mapsto \quad (38)$$

$$\sum_{\mathbf{h} \in \mathbb{B}^N} \sum_{\mathbf{W} \in \mathbb{B}^{NM}} D \langle \mathbf{h}, \mathbf{W} | \psi \rangle |\varphi(\mathbf{h}, \mathbf{W}_{2,:})\rangle \otimes |\varphi(\mathbf{h}, \mathbf{W}_{1,:})\rangle \otimes |\mathbf{h}, \mathbf{W}\rangle_D. \quad (39)$$

We repeat the procedure  $M$  times to get to the final state:

$$\sum_{\mathbf{h} \in \mathbb{B}^N} \sum_{\mathbf{W} \in \mathbb{B}^{NM}} D \langle \mathbf{h}, \mathbf{W} | \psi \rangle |\varphi(\mathbf{h}, \mathbf{W})\rangle \otimes |\mathbf{h}, \mathbf{W}\rangle_D, \quad |\varphi(\mathbf{h}, \mathbf{W})\rangle \equiv \bigotimes_{j=1}^M |\varphi(\mathbf{h}, \mathbf{W}_{j,:})\rangle, \quad (40)$$

and compute the reduced density matrix of the ancilla qubits  $\rho_{\text{anc}}$  which is diagonal as in equation 34:

$$\rho_{\text{anc}} = \sum_{\mathbf{h} \in \mathbb{B}^N} \sum_{\mathbf{W} \in \mathbb{B}^{NM}} |D \langle \mathbf{h}, \mathbf{W} | \psi \rangle|^2 |\varphi(\mathbf{h}, \mathbf{W})\rangle \langle \varphi(\mathbf{h}, \mathbf{W})|. \quad (41)$$

Now we compute the outcome probability of a measurement of the first qubit in each of the  $M$  registers of ancilla qubits. Recalling equation 8 and the fact that the first bit of an integer is the most significant bit, determining whether  $2^{-t}\varphi(\mathbf{h}, \mathbf{W}_{j,:}) = (N+1)^{-1}\varphi(\mathbf{h}, \mathbf{W}_{j,:})$  is greater or smaller than  $1/2$ , the probability of outcome  $\mathbf{h}' = (h'_1, \dots, h'_M)$  is

$$p(\mathbf{h}') = \sum_{\mathbf{h} \in \mathbb{B}^N} \sum_{\mathbf{W} \in \mathbb{B}^{NM}} \delta(\mathbf{h}' - f(\mathbf{W}, \mathbf{h})) |\langle \psi | \mathbf{h}, \mathbf{W} \rangle_D|^2, \quad (42)$$

where  $f$  is the layer function introduced in equation 1.

## D THE CASE OF CONVOLUTIONAL LAYERS

We extend here the model of 3.3 to the convolution case, where the eigenphases we want to estimate using the quantum phase estimation are:

$$\varphi_{i,j,d} = \sum_{k=1}^{K_1} \sum_{\ell=1}^{K_2} \sum_{c=1}^C W_{k,\ell,c,d} h_{i+k,\ell+j,c}. \quad (43)$$

Here the kernel  $\mathbf{W}$  has size  $(K_1, K_2, C, C')$ , where  $K_1$  ( $K_2$ ) is the kernel along the height (width) direction, while  $C$  ( $C'$ ) is the number of input (output) channels and  $d = 1, \dots, C'$ . Classically, we can implement the convolution by extracting patches of size  $K_1 \times K_2 \times C$  from the image and perform the dot product of the patches with a flattened kernel for each output channel. Moving on to the quantum implementation discussed in section 3.3, we recall that the input activation distribution is factorized. Therefore it is encoded in a product state, and we define patches analogously to the classical case since there is no entanglement coupling the different patches. The quantum convolutional layer can then be implemented as outlined above in the classical case, replacing the classical dot product with the quantum circuit implementing the fully connected layer of section 3.3. The resulting quantum layer is a translation equivariant for any choice of  $\mathbf{D}_j$ .

## E DETAILS OF CLASSICAL SIMULATIONS

We compute here the mean and variance of equation 24 with the choice of equation 25. Denoting  $\mathbf{B}_{2i} = \mathbf{B}_i^H$ ,  $\mathbf{B}_{2i+1} = \mathbf{B}_i^W$ , we have

$$\mathbf{K}_i = D \frac{1}{N} \mathbf{B}_{2i} \mathbf{B}_{2i+1} D^{-1} = \mathbf{M}_i^{-1} \frac{1}{N} \mathbf{B}_{2i} \mathbf{B}_{2i+1} \mathbf{M}_i, \quad \mathbf{M}_i = \mathbf{Q}_{2i,2i+1} \mathbf{P}_{2i-1,2i} \mathbf{P}_{2i+1,2i+2} \quad (44)$$

so the random variable associated to  $\mathbf{K}_i$  will have support only on the four qubits  $\{2i-1, 2i, 2i+1, 2i+2\}$ . Thus  $\langle \psi | \mathbf{K}_i \mathbf{K}_{i'} | \psi \rangle = \langle \psi | \mathbf{K}_i | \psi \rangle \langle \psi | \mathbf{K}_{i'} | \psi \rangle$  for  $|i - i'| > 1$  and the CLT can be applied. If we write  $|\psi\rangle = \otimes_{i=0}^{2N-1} |\psi_i\rangle$ , and denote:

$$\langle \mathbf{X} \rangle_{i:i'} \equiv \langle \psi_i | \dots \langle \psi_{i'} | \mathbf{X} | \psi_i \rangle \dots | \psi_{i'} \rangle, \quad (45)$$

the mean and variances are:

$$\mu = \sum_{i=0}^{N-1} \mu_i, \quad \mu_i = \begin{cases} \langle \mathbf{K}_0 \rangle_{0:2} & i = 0 \\ \langle \mathbf{K}_i \rangle_{2i-1:2i+2} & 0 < i < N-1 \\ \langle \mathbf{K}_{N-1} \rangle_{2N-3:2N-1} & i = N-1 \end{cases} \quad (46)$$

$$\sigma^2 = \sum_{i,j} (\langle \psi | \mathbf{K}_i \mathbf{K}_j | \psi \rangle - \langle \psi | \mathbf{K}_i | \psi \rangle \langle \psi | \mathbf{K}_j | \psi \rangle) \quad (47)$$

$$= 2 \sum_{i < j} (\langle \psi | \mathbf{K}_i \mathbf{K}_j | \psi \rangle - \langle \psi | \mathbf{K}_i | \psi \rangle \langle \psi | \mathbf{K}_j | \psi \rangle) + \sum_{i=0}^{N-1} (\langle \psi | \mathbf{K}_i^2 | \psi \rangle - \langle \psi | \mathbf{K}_i | \psi \rangle^2) \quad (48)$$

$$= 2 \sum_{i=0}^{N-2} (\gamma_{i,i+1} - \mu_i \mu_{i+1}) + \sum_{i=0}^{N-1} (\mu_i - \mu_i^2) \quad (49)$$

$$\gamma_{i,i+1} = \langle \psi | \mathbf{K}_i \mathbf{K}_{i+1} | \psi \rangle = \begin{cases} \langle \mathbf{K}_0 \mathbf{K}_1 \rangle_{0:4} & i = 0 \\ \langle \mathbf{K}_i \mathbf{K}_{i+1} \rangle_{2i-1:2i+4} & 0 < i < N-2 \\ \langle \mathbf{K}_{N-2} \mathbf{K}_{N-1} \rangle_{2N-3:2N-1} & i = N-2 \end{cases} \quad (50)$$

In computing  $\sigma^2$  we used  $\mathbf{K}_i^2 = \mathbf{K}_i$ . Note that both  $\mu$  and  $\sigma^2$  can be computed in  $O(N)$  and parallelized. Naively, computing  $\langle \mathbf{K}_i \rangle_{2i-1:2i+2}$  and  $\langle \mathbf{K}_i \mathbf{K}_{i+1} \rangle_{2i-1:2i+4}$  takes  $(d^2)^3 + d$ , (the first term comes from the three layers of matrix vector products shown in figure 2 (b,c) and the second term from the final dot product) where  $d$  is the dimensionality of the input state, i.e.  $d = 2^4$  in the mean case and  $d = 2^6$  in the variance case. These constants can be further reduced by choosing an order of contractions of the tensors exploiting the local connectivities. These times can be further greatly reduced if we assume that  $\mathbf{P}_{2i-1,2i} = 1$ , in which case  $\mathbf{K}_i$  is supported only on two sites and  $\mathbf{K}_i, \mathbf{K}_j$  are uncorrelated for all  $i, j$ .

## F ALGORITHMS FOR QUANTUM DEFORMED LAYERS AND THEIR CLASSICAL SIMULATIONS

Procedure 1 computes the layer propagation in a quantum deformed neural network implementing the quantum circuit of figure 1 (a).

Procedure 2 computes the layer propagation used for the simulation of quantum deformed layers in our experiments and depicted in figure 1 (c) with  $\mathbf{D}$  of the form in equation 25.

---

**Procedure 1** Quantum deformed layer. QPE( $U, \mathcal{I}$ ) is the quantum phase estimation circuit of figure 3 for a unitary  $U$  where  $\mathcal{I}$  specifies the subset of input activation qubits.  $H_j$  is in equation 10.

---

**Input:**  $\{q_{ij}\}_{i=0,\dots,N-1}^{j=0,\dots,M-1}, |\psi\rangle, \mathcal{I}, \mathbf{D}, t$

**Output:**  $|\psi\rangle$

**for**  $j = 0$  **to**  $M - 1$  **do**

$|\psi\rangle_{\mathbf{w}_{j,:}} \leftarrow \bigotimes_{i=1}^N [\sqrt{q_{ji}} |0\rangle + \sqrt{1 - q_{ji}} |1\rangle]$

$|\psi\rangle \leftarrow |0\rangle^{\otimes t} \otimes |\psi\rangle \otimes |\psi\rangle_{\mathbf{w}_{j,:}}$

$U \leftarrow \text{De}^{\frac{2\pi i}{N+1}} H_j \mathbf{D}^{-1}$  {This requires to approximate the unitary with quantum gates}

$|\psi\rangle \leftarrow \text{QPE}(U, \mathcal{I}) |\psi\rangle$

**end for**

---



---

**Procedure 2** Classical simulation of a quantum deformed layer.

---

**Input:**  $\{q_{ij}\}_{i=0,\dots,N-1}^{j=0,\dots,M-1}, \{p_i\}_{i=0,\dots,N-1}, \mathbf{P} = \{\mathbf{P}_{2i-1,2i}^j\}_{i=1,\dots,N-1}^{j=0,\dots,M-1}, \mathbf{Q} = \{\mathbf{Q}_{2i,2i+1}^j\}_{i=0,\dots,N-1}^{j=0,\dots,M-1}$

**Output:**  $\{p'_i\}_{i=1,\dots,M}$

**for**  $j = 0$  **to**  $M - 1$  **do**

**for**  $i = 0$  **to**  $N - 1$  **do**

$\psi_{2i} \leftarrow [\sqrt{p_i}, \sqrt{1 - p_i}]$

$\psi_{2i+1} \leftarrow [\sqrt{q_{ij}}, \sqrt{1 - q_{ij}}]$

**end for**

**for**  $i = 0$  **to**  $N - 1$  **do**

$\mu_i \leftarrow \text{computeMu}(i, \psi, \mathbf{P}, \mathbf{Q})$  {This implements equation 46}

$\gamma_{i,i+1} \leftarrow \text{computeGamma}(i, \psi, \mathbf{P}, \mathbf{Q})$  {This implements equation 50}

**end for**

$\mu \leftarrow \sum_{i=0}^{N-1} \mu_i$

$\sigma^2 \leftarrow 2 \sum_{i=0}^{N-2} (\gamma_{i,i+1} - \mu_i \mu_{i+1}) + \sum_{i=0}^{N-1} (\mu_i - \mu_i^2)$

$p'_j \leftarrow \Phi\left(-\frac{2\mu - N}{2\sqrt{\sigma^2}}\right)$

**end for**

---

## G DETAILS OF THE EXPERIMENTS AND ADDITIONAL NUMERICAL RESULTS

We summarize here details of the experiments discussed in section 4.2. We parametrize the  $4 \times 4$  unitaries  $\mathbf{P}_{i,i+1}^j, \mathbf{Q}_{i,i+1}^j$  in terms of their Lie algebra and then construct the matrices by the matrix exponential. At the last layer of the neural network we produce a number of output probabilities equal to the number of classes, each of which is a number in  $[0, 1]$ . We then normalize these to interpret the normalized result as probability of the input to be in a given class.



Table 2: Train and test accuracies for MNIST and Fashion MNIST. With the notation  $cKsS - C$  to indicate a conv2d layer with  $C$  filters of size  $[K, K]$  and stride  $S$ , and  $dN$  for a dense layer with  $N$  output neurons, the architectures (Arch.) are A: d10; B: c3s2-8, c3s2-16, d10; C: c3s2-32, c3s2-64, d10. The deformations are:  $[I]$ :  $P_{i,i+1}^j = Q_{i,i+1}^j = 1$  (baseline Peters & Welling (2018));  $[PQ]$ :  $P_{i,i+1}^j, Q_{i,i+1}^j$  generic;  $[PQ \text{ T-inv}]$ :  $P_{i,i+1}^j = P^j, Q_{i,i+1}^j = Q^j$ ;  $[Q]$ :  $P_{i,i+1}^j = 1, Q_{i,i+1}^j$  generic;  $[Q \text{ T-inv}]$ :  $P_{i,i+1}^j = 1, Q_{i,i+1}^j = Q^j$ .

Arch.	Deformation	MNIST		Fashion MNIST	
		Train	Test	Train	Test
A	$[I]$	91.93	91.1	86.82	84.2
	$[PQ]$	<b>96.84</b>	<b>94.3</b>	<b>90.19</b>	<b>86.8</b>
	$[Q]$	92.48	91.6	88.34	85.1
	$[PQ \text{ T-inv}]$	91.67	91.9	87.45	84.3
	$[Q \text{ T-inv}]$	89.1	89.3	86.27	84.4
B	$[I, I, I]$	96.81	96.6	89.25	87.5
	$[PQ, I, I]$	<b>97.84</b>	<b>97.6</b>	<b>89.93</b>	<b>88.1</b>
	$[Q, I, I]$	97.5	96.8	89.22	87.8
	$[PQ \text{ T-inv}, I, I]$	97.6	97.4	89.42	87.8
	$[Q \text{ T-inv}, I, I]$	96.89	96.6	89.06	87.6
C	$[I, I, I]$	98.85	98.1	91.96	89.24
	$[PQ, I, I]$	<b>99.32</b>	<b>98.3</b>	<b>92.12</b>	<b>89.6</b>
	$[Q, I, I]$	99.02	98.3	91.93	89.5
	$[PQ \text{ T-inv}, I, I]$	98.95	98.2	91.56	89.18
	$[Q \text{ T-inv}, I, I]$	98.9	98.3	91.6	89.0

For MNIST we preprocess the data by binarizing the images and using the binary value as input bit to the quantum neural network. For Fashion MNIST such procedure would result in a great loss of texture and therefore we simply normalize the pixels to  $[0, 1]$  and use that value as input probability. We train the models with the Adam optimizer and  $\beta = 10^{-6}$  as in Peters & Welling (2018). We train for a fixed budget of 50 epochs for MNIST Arch. A,B,C and FashionMNIST Arch. C, and 100 epochs for Fashion-MNIST Arch. A,B. We sweep over the coefficient of the  $L_2$  regularization for the deformation parameters between values  $\{0, 10^{-4}\}$  and also sweep the learning rate schedule, between constant and equal to 0.01 and piecewise decay from 0.01 to 0.001, choosing the best model among all these. On top of the learnable parameters discussed so far, we also add bias terms to the layers in all runs.

Table G extends the results of table 4.2. On top of the models discussed in the main text, we also present results for models with quantum circuits constrained to be translation invariant, which have a reduced parameter count. In general, those perform less well than the unconstrained models. In a few cases, the deformed models performed slightly worse than the undeformed ones because of the more complex optimization procedure.